

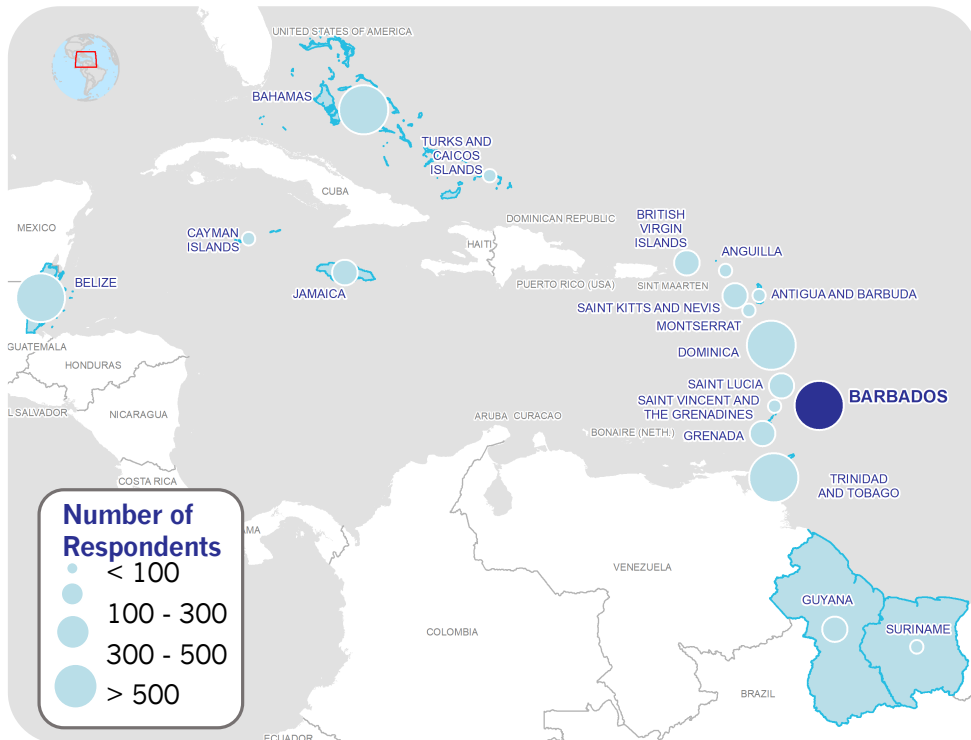


Caribbean COVID-19 Food Security & Livelihoods Impact Survey

Barbados Summary Report | May 2020



The COVID-19 pandemic is having far-reaching impacts on how people earn a living and meet critical needs. The Caribbean COVID-19 Food Security and Livelihoods Impact Survey was launched by CARICOM to rapidly gather data on impacts to livelihoods, food security and access to markets. Prepared by the World Food Programme with support from the Food and Agriculture Organization, it received 4,537 responses from 19 countries and territories in the Caribbean. The survey was open from 1-12 April 2020 and was shared via social media, email and media.



Barbados summary findings

- Access to markets was impacted, with over half of respondents reporting not being able to access stores or markets at some point between March 25 and April 12, primarily owing to movement restrictions.
- Food, medicines and hygiene products were less available in stores than usual, although few indicated that items were completely unavailable. About half of respondents reported an increase in food prices.
- The vast majority of respondents (85%) changed their shopping behaviour, mainly by buying larger quantities, which was a measure more frequently adopted by female respondents.
- A third of respondents were not able to maintain normal eating patterns, with 16% skipping meals or reducing their food intake, and 17% eating less preferred foods. Respondents between 26 and 40 years of age appear to be more severely impacted than those aged 41 to 60.
- Disruptions to livelihoods are widespread (reported by 70%), primarily due to movement restrictions. Concerns about the outbreak and reduced demand for goods and services were more predominant reasons for business owners compared to salaried workers.
- Loss of jobs or reduced salaries were reported by 43% of respondents, with business owners and women appearing more heavily affected. Future impacts to livelihoods are anticipated by 89% of respondents, with business owners more pessimistic compared to salaried workers.

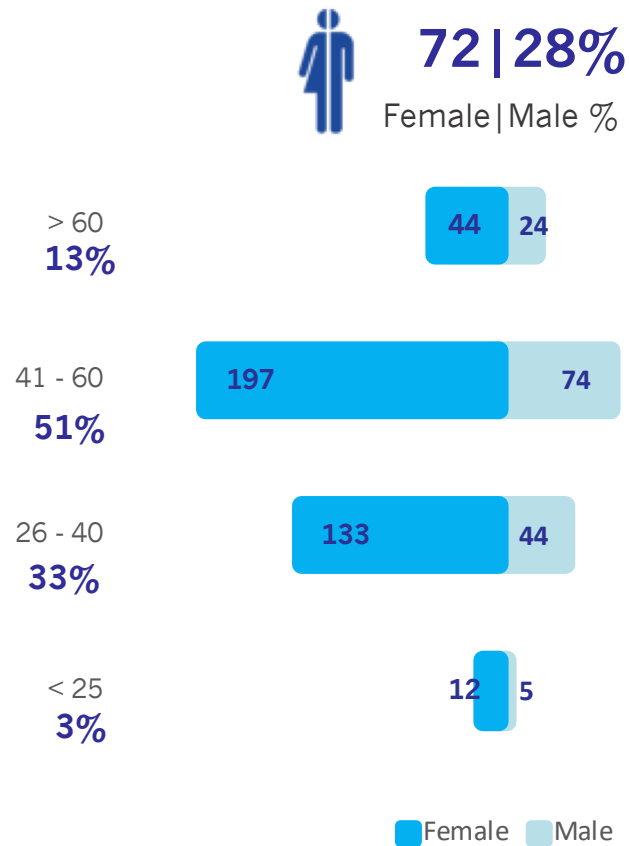
While the survey contributes to a better overview of impacts, the data is not representative, and the use of a web-based questionnaire limits inputs from those without connectivity.

DEMOGRAPHICS OF RESPONDENTS

Age and sex breakdown of respondents

Age breakdown analysis will only be provided for the age groups of 26 – 40 and 41 – 60 due to sufficient responses in these categories.

Age and sex of respondents

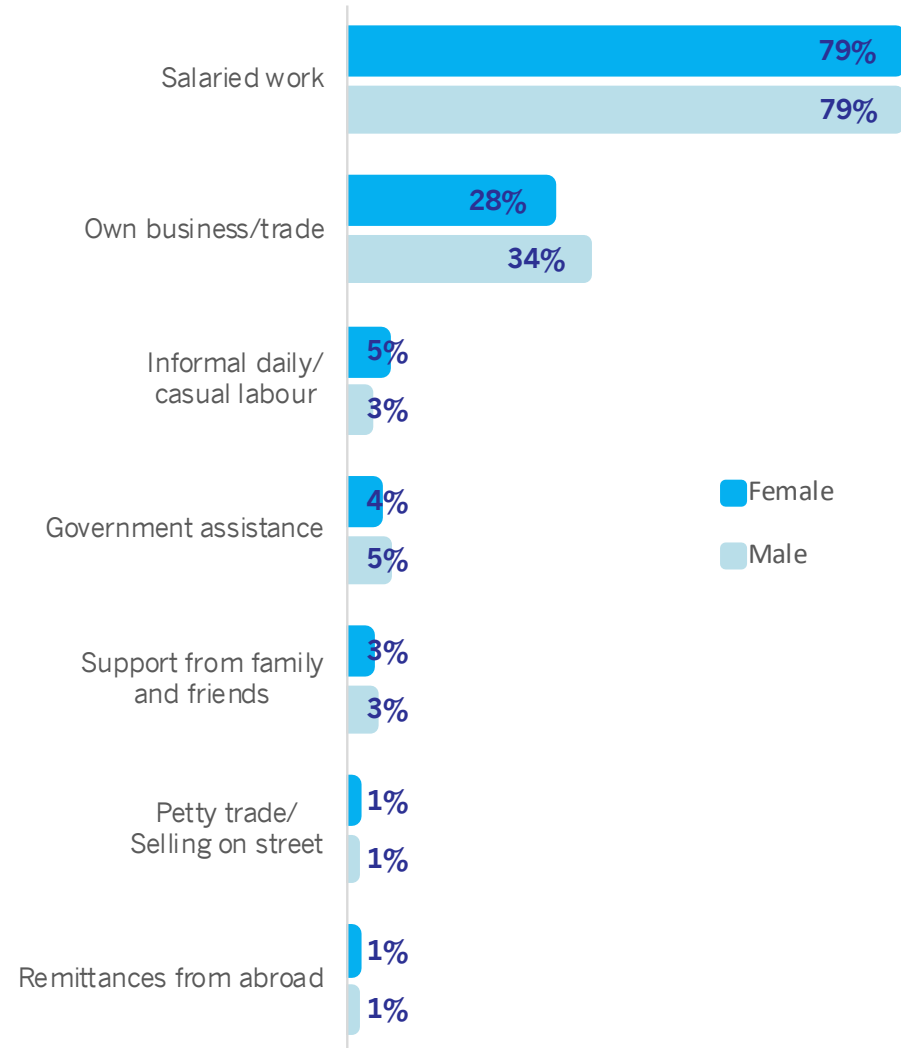


Main household income sources

Respondents were asked to indicate the main income source/s for their household. Disaggregated analysis will only be provided for salaried workers and those with their own business/trade due to sufficient responses in these categories.

Main Income Source | By sex

Multiple choices could be selected.



IMPACT ON MARKETS

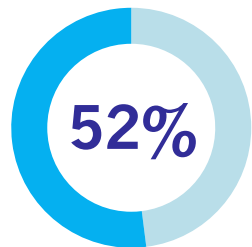
Measures to contain the pandemic have impacted people's access to markets, with 52% of respondents reporting not being able to access stores at some point between March 25 and April 12. This percentage is higher than the regional average (37%). Movement restrictions were the main reason, followed by the closure of stores/markets and concerns about leaving the house due to the outbreak. Male respondents more frequently cited movement restrictions.

People are altering how they shop, with 85% of respondents changing their shopping routine, mainly by buying larger quantities. Some are going to different stores and buying cheaper/less preferred brands.

Food, medicines and hygiene items were not always fully available in stores. Only half of the respondents stated that staple foods were "always available" and 39% indicated the same for medicines. However, few indicated that these items were entirely unavailable. About half of respondents reported an increase in food prices.

Access to markets

Respondents indicated if there was a time they were not able to access the market during the time of the survey.

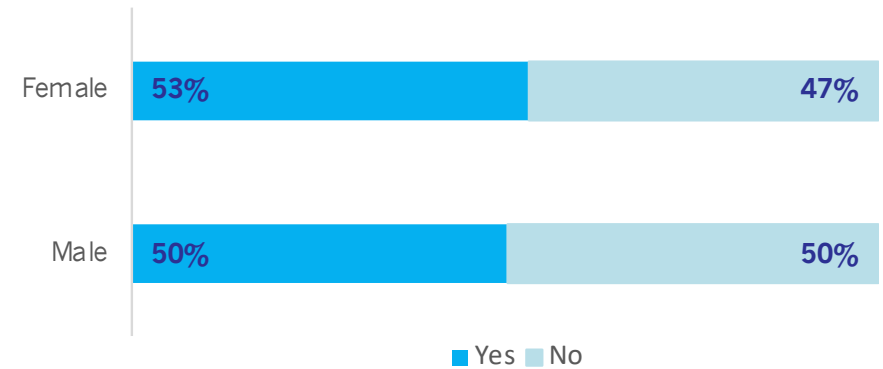


Reported a time when they could not access markets in the past 7 days

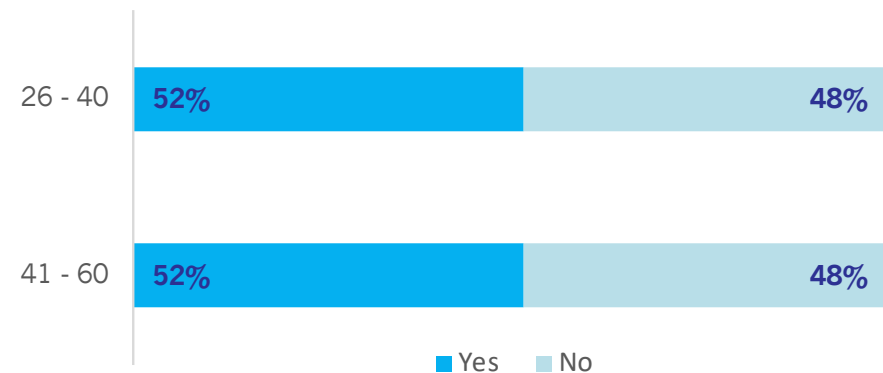
"The restrictions on persons going to the supermarket has been a challenge because I cannot remain in long lines when I am now working from home and expected to produce deliverables."

"Not being able to go to the supermarket as the lines are constantly too long and I have an underlying medical condition."

In the past 7 days, was there a time when your household could not access the markets? | By sex



In the past 7 days, was there a time when your household could not access the markets? | By age



IMPACT ON MARKETS

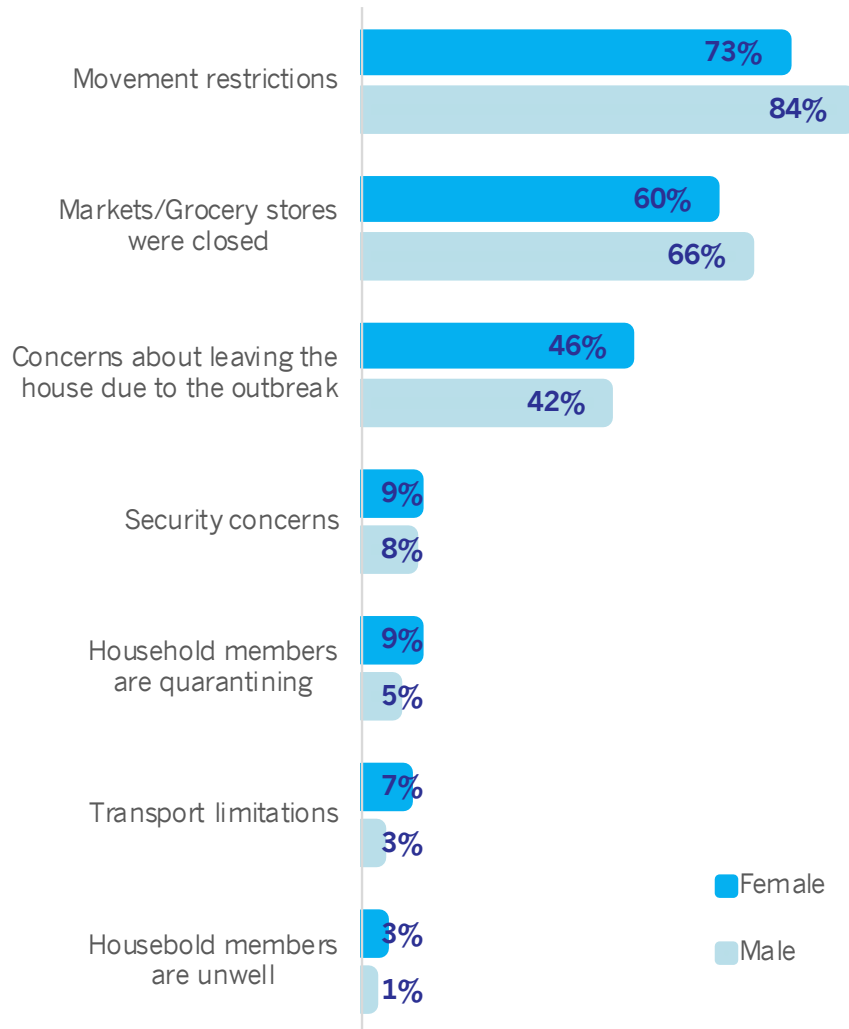
Access to markets

Respondents indicated the main reasons for not being able to access markets/grocery stores.

For those that faced a time when they could not access markets in the past 7 days, the main reasons were...

| By sex

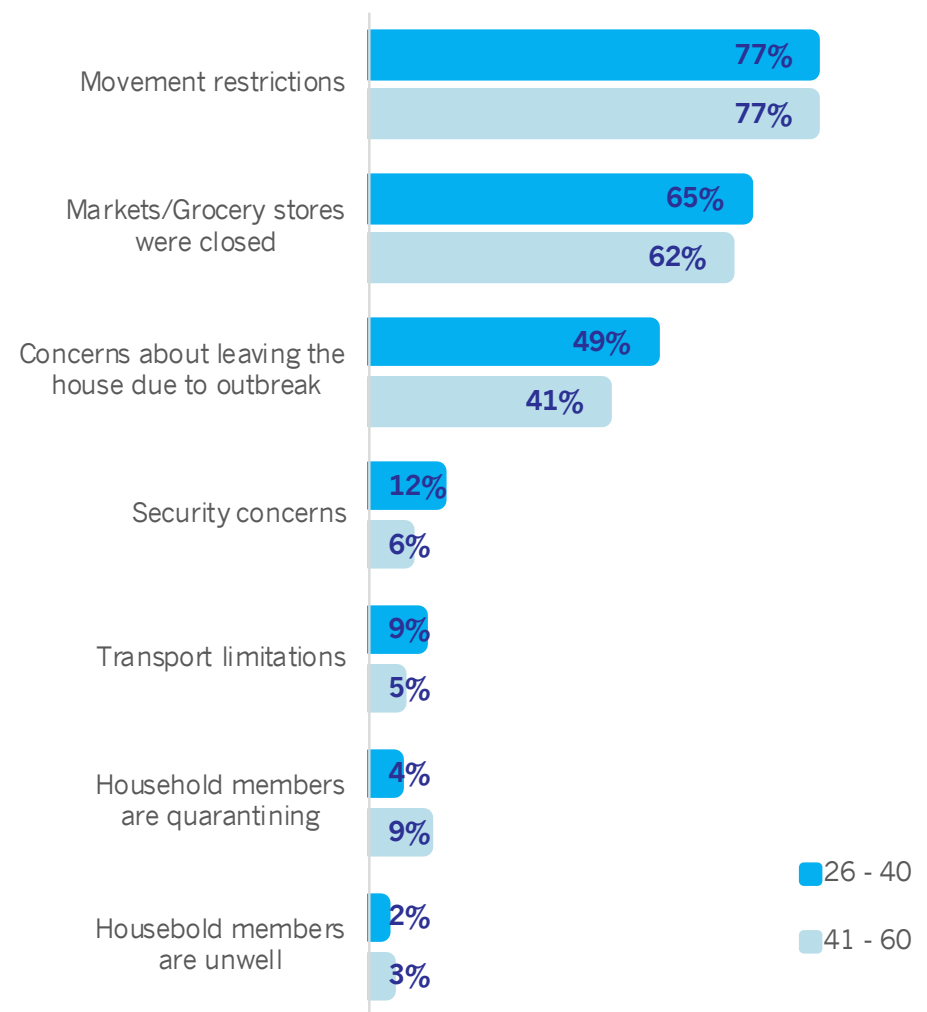
Multiple choices could be selected.



For those that faced a time when they could not access markets in the past 7 days, the main reasons were...

| By age

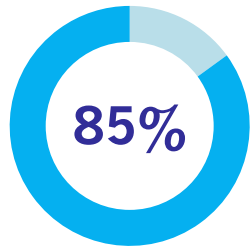
Multiple choices could be selected.



IMPACT ON MARKETS

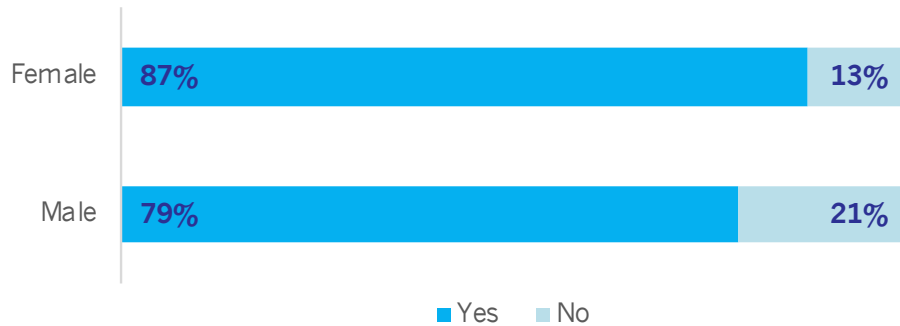
Shopping behaviour

Respondents were asked if they have had to, and if so, how they have altered their shopping behavior.



Changed their shopping behaviour

Have you changed your shopping behaviour compared to usual? | By sex

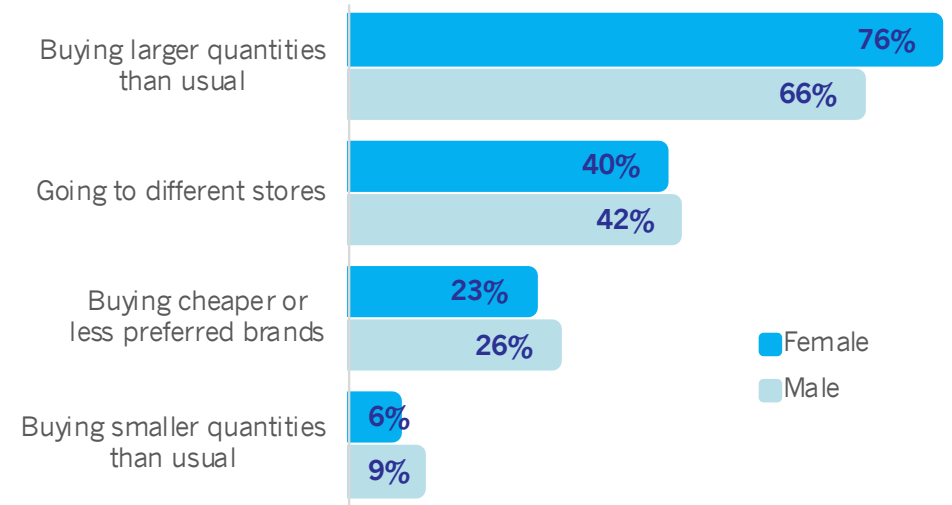


“... for me as I need to shop for elderly relatives plus other households and therefore, it is difficult to get the quantities of anything needed to last a month or more.”

“...In some items i am stocked for over 1 month but especially in fresh vegetables, not over a month..”

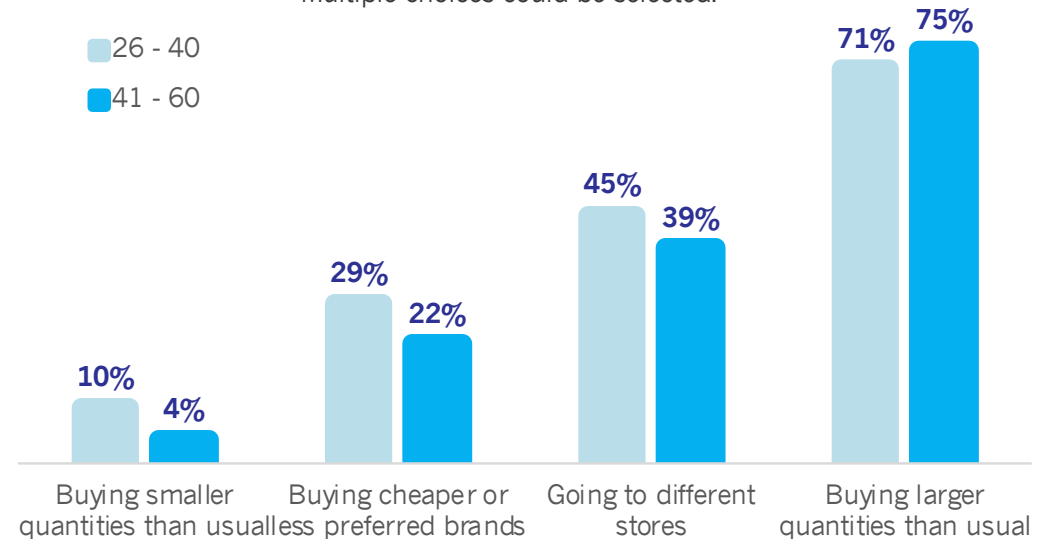
For those that changed their shopping behaviour, they are... | By sex

Multiple choices could be selected.



For those that changed their shopping behaviour, they are... | By age

Multiple choices could be selected.

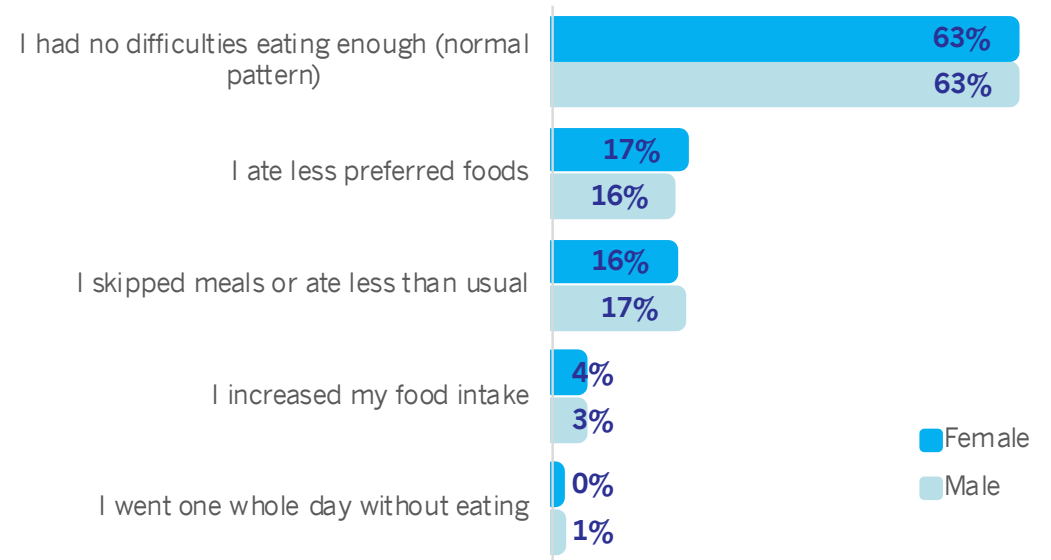


IMPACT ON FOOD SECURITY

The COVID-19 outbreak and measures to stop the spread are impacting food consumption. While most respondents (63%) had no difficulty consuming enough food during the week prior to the survey, a third were unable to maintain their normal diet, with 16% skipping meals or eating less and 17% eating less preferred foods. These numbers are close to what was observed for the region. Trends between sexes are consistent, but respondents aged 26 to 40 appear to be more severely impacted, with 23% skipping meals or reducing their food intake compared to 13% for respondents aged 41 to 60.

The vast majority (89%) of respondents have food stocks of at least one week at home, but 11% have less. There were no major differences between both sexes and age groups.

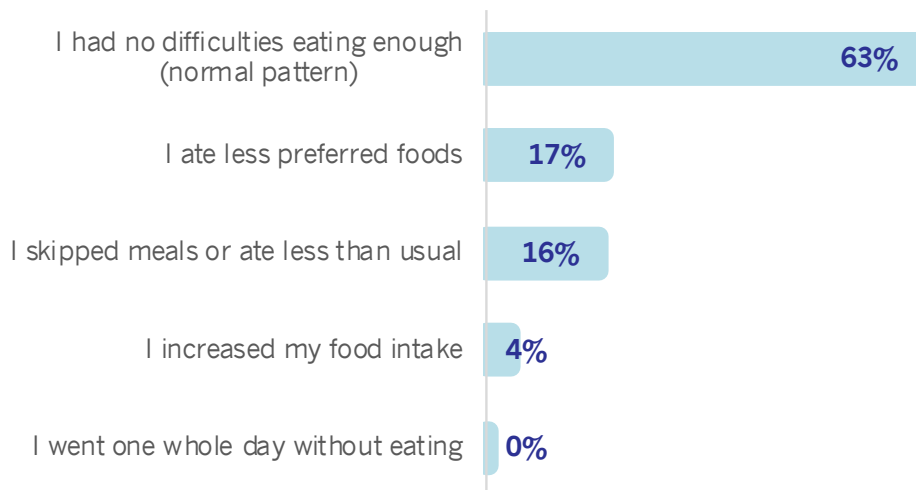
Which statement best reflects your food situation over the past 7 days? | By sex



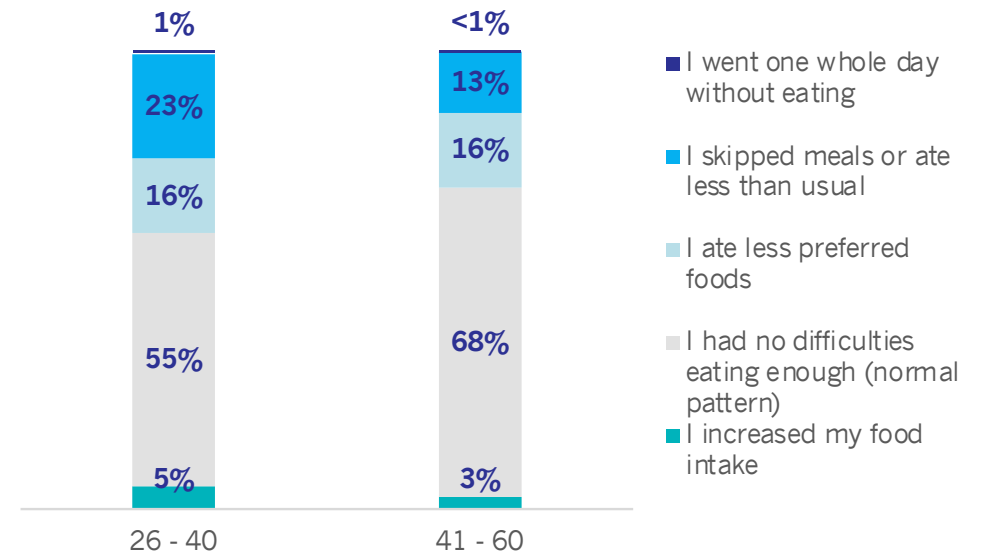
Food consumption

Respondents were asked to reflect on their food situation.

Which statement best reflects your food situation over the past 7 days?



Which statement best reflects your food situation over the past 7 days? | By age

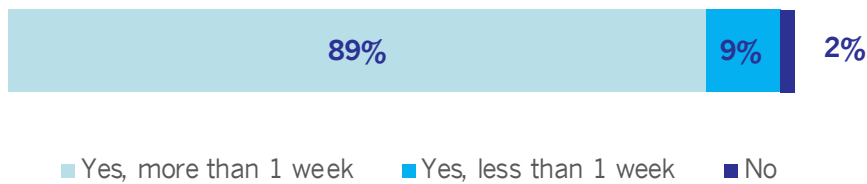


IMPACT ON FOOD SECURITY

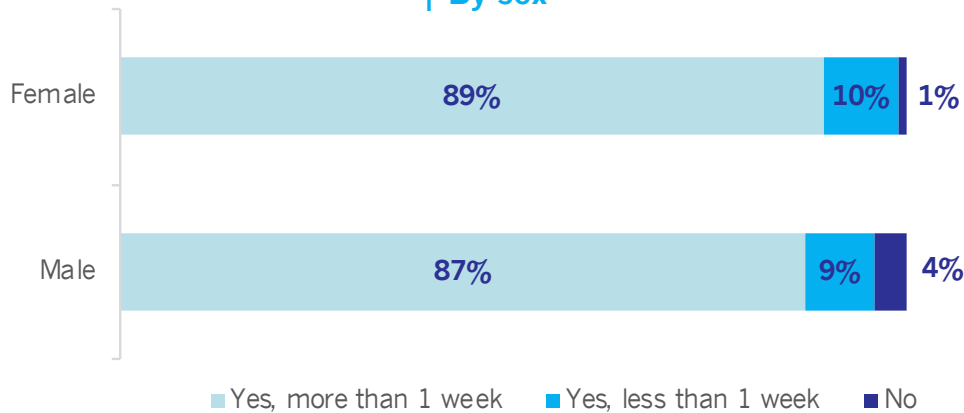
Food stocks

Respondents were asked to indicate the amount of available food stock for their household.

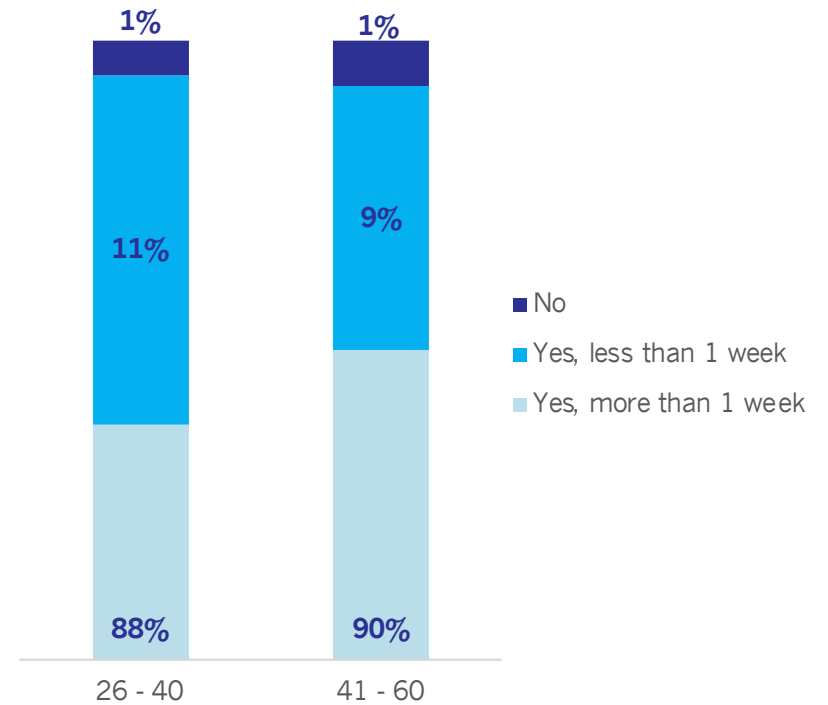
Does your household have any food stock?



Does your household have any food stock?
| By sex



Does your household have any food stock?
| By age



“We are planting food crops as we anticipate a great shortage in supply of basic food items in the near future.”

“Schools have been closed and a curfew imposed at night. This has caused there to be a rush on the supermarkets making it almost impossible to restock on needed items. I have had to change my diet significantly in order to be able to eat.”

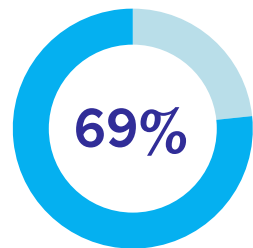
IMPACT ON LIVELIHOODS

Livelihoods are being widely disrupted, primarily owing to movement restrictions to contain the pandemic. The ability to carry out livelihoods was impacted for 69% of respondents, which is in line with the regional average. Trends between sexes and age groups were largely consistent.

Livelihood disruptions translated into loss of jobs or reduced salaries for 43% of respondents, with women appearing slightly more impacted than men. Business owners were by far more affected, with 65% reporting loss of jobs or reduced salaries as compared to 39% of salaried workers. Concerns about leaving the house due to the outbreak and a reduced demand for goods and services were reasons more predominant for business owners compared to salaried workers for those that reported livelihood disruptions. The vast majority of respondents (89%) predict that their livelihoods will be impacted in the future, with business owners having a more pessimistic outlook than salaried workers.

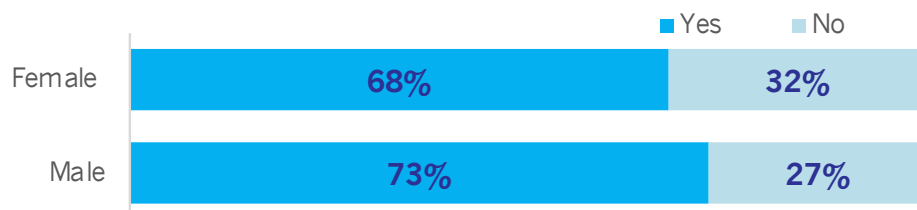
Disruptions to livelihoods

Respondents reported on any disruptions to their livelihoods.



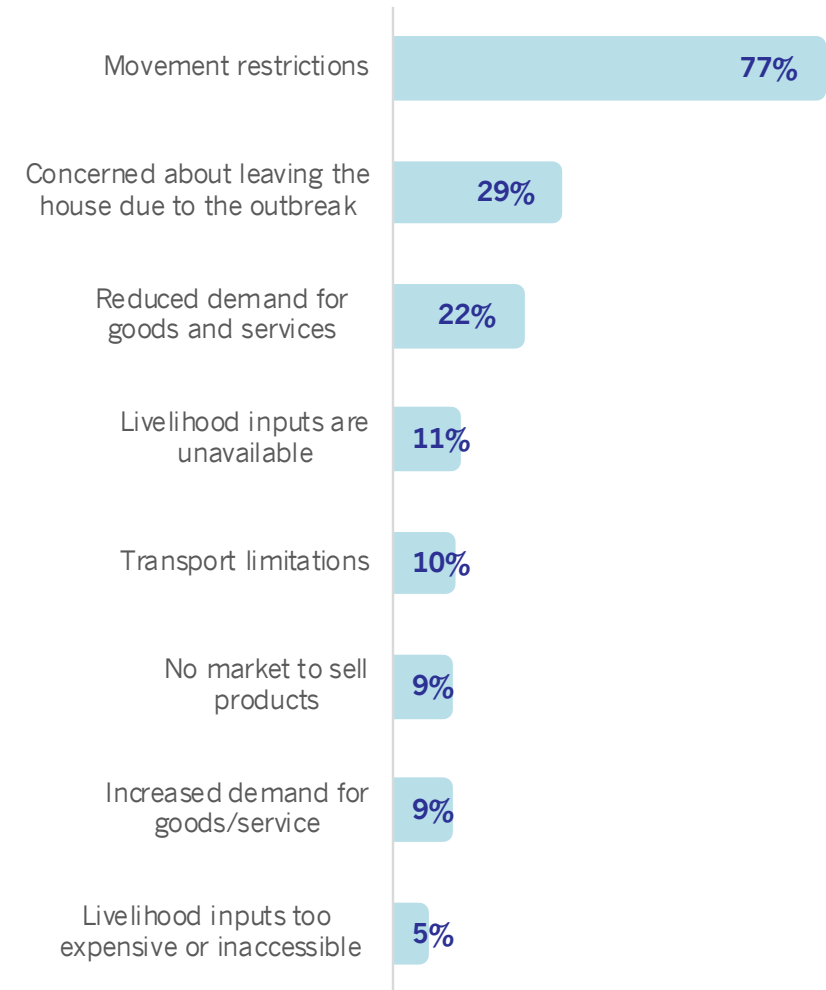
69% reported livelihood disruptions in the past two weeks

Was your ability to carry out livelihoods activities affected in the past two weeks? | By sex



For those that reported livelihood disruptions, the main reasons were...

Multiple choices could be selected.



"...If this situation continues into a second month a decision would have to be made regarding the payment of salaries and to make a proposal for staff to take vacation for the forthcoming month."

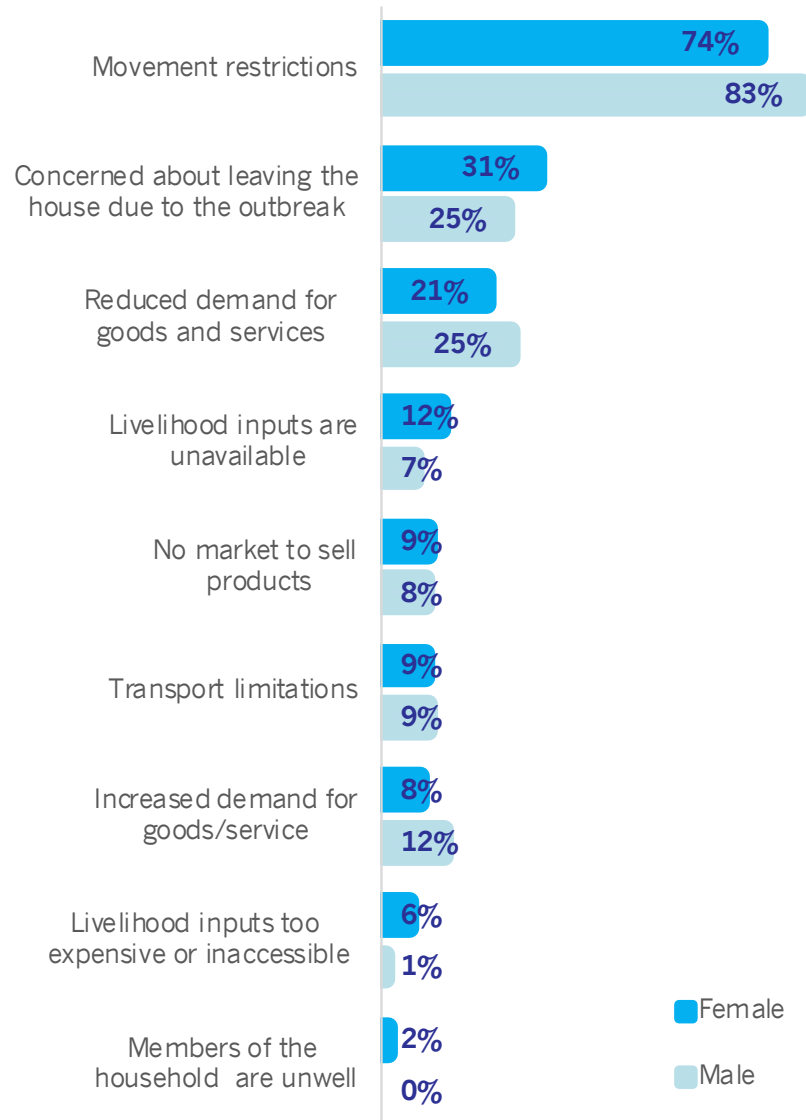
"My business is based on tourism. Without tourist, I have no income."

IMPACT ON LIVELIHOODS

For those that reported livelihood disruptions, the main reasons were...

| By sex

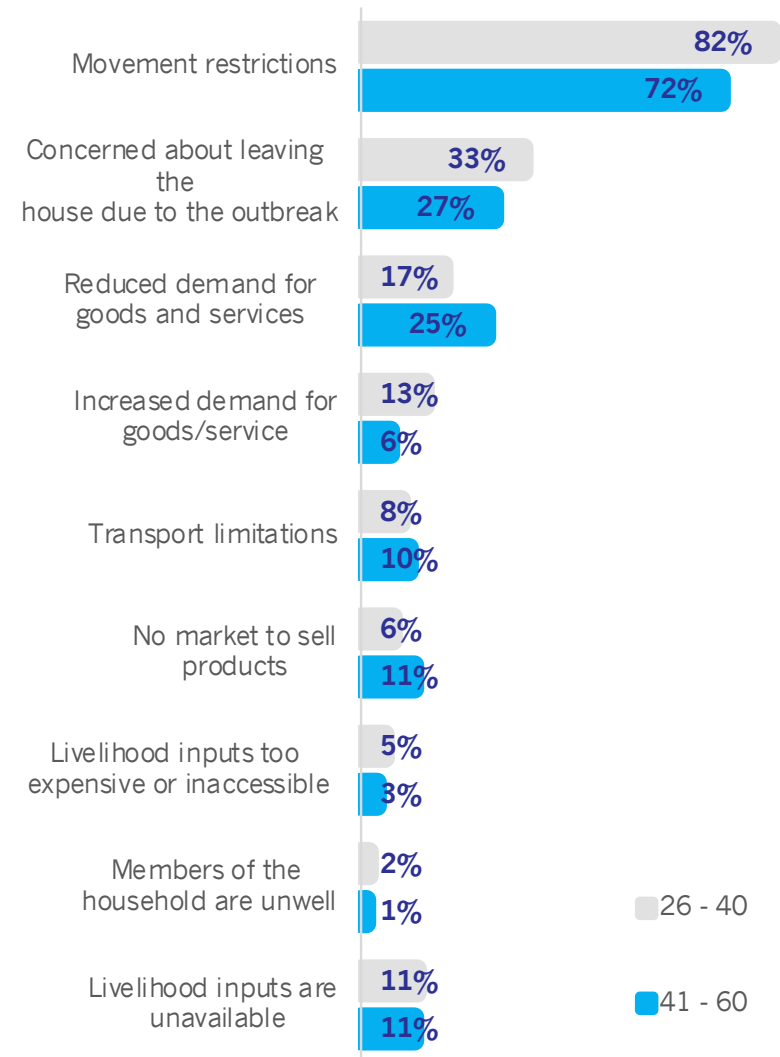
Multiple choices could be selected.



For those that reported livelihood disruptions, the main reasons were...

| By age

Multiple choices could be selected.

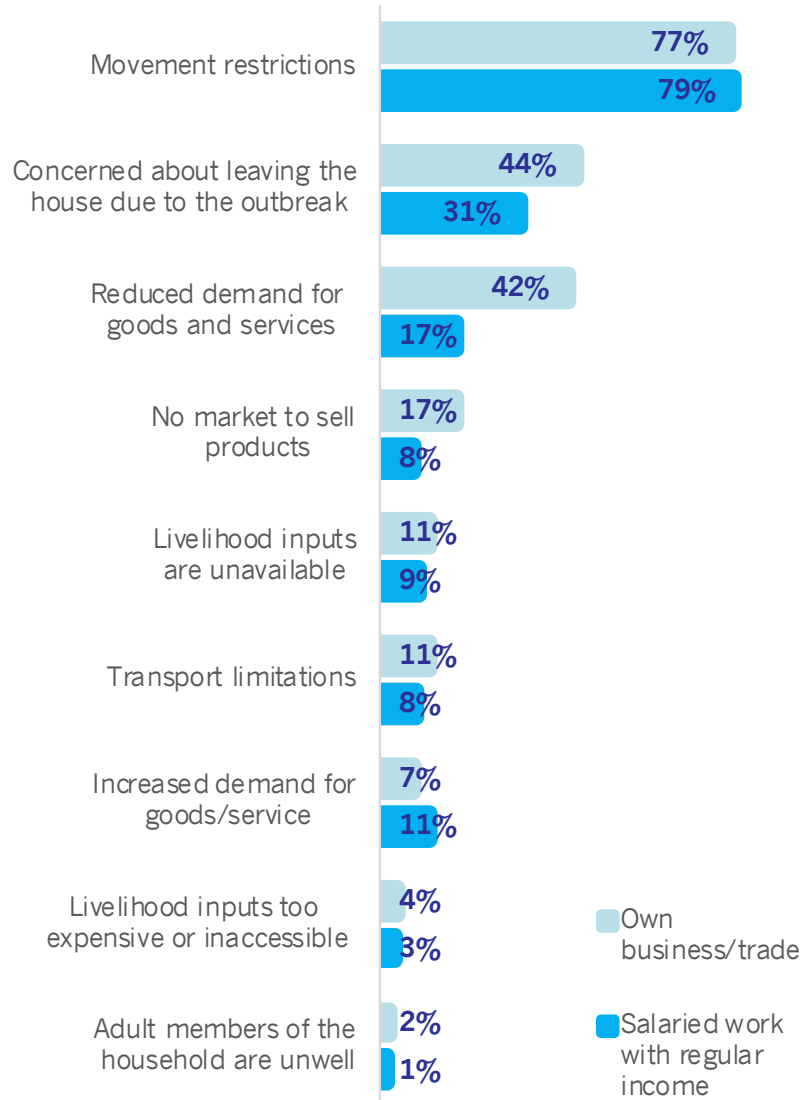


IMPACT ON LIVELIHOODS

For those that reported livelihood disruptions, the main reasons were...

| By income sources

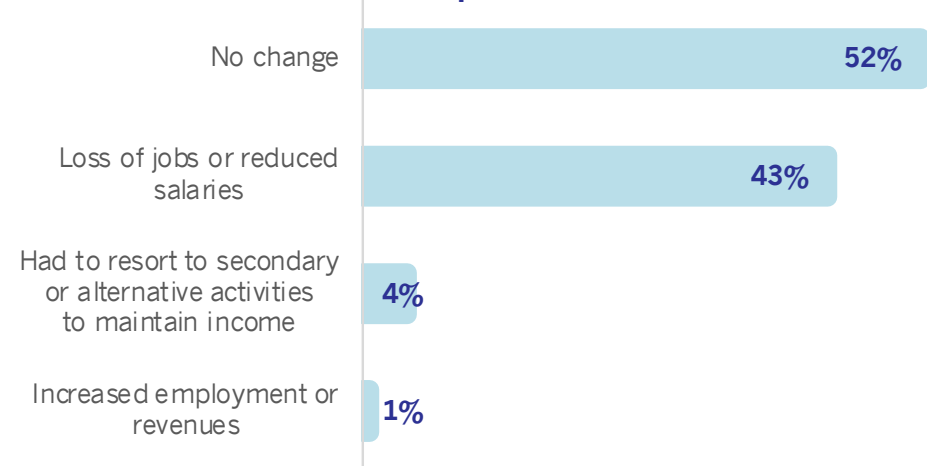
Multiple choices could be selected.



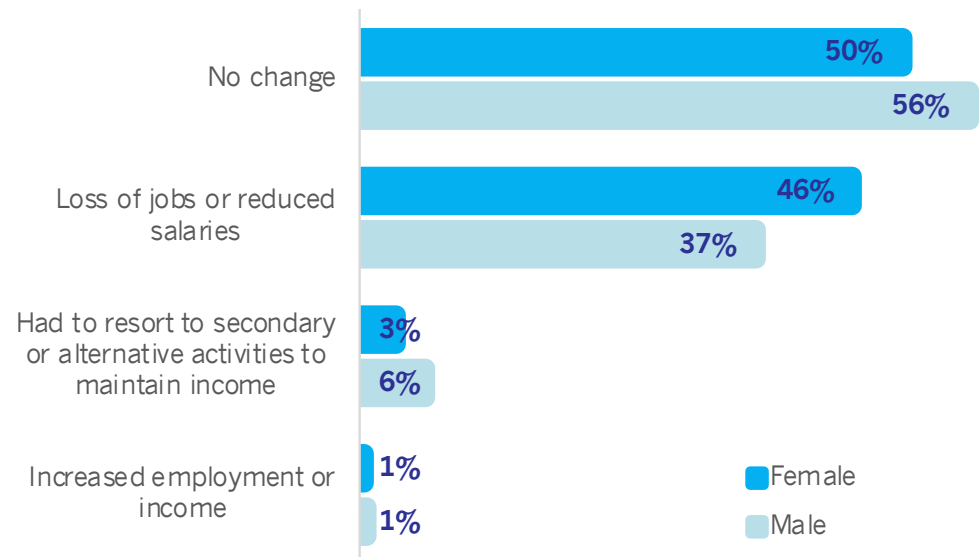
Income changes

Respondents communicated changes to their income in the past two weeks.

Has your household income changed over the past 2 weeks?

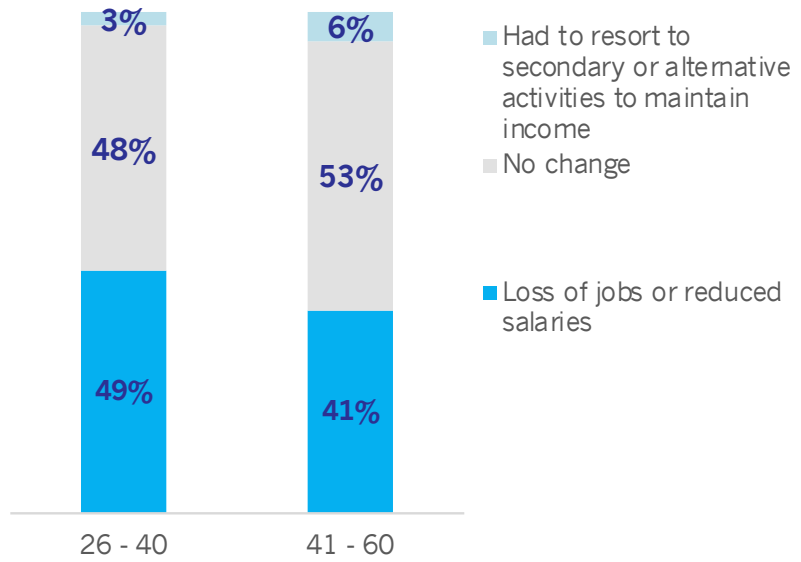


Has your household income changed over the past 2 weeks? | By sex

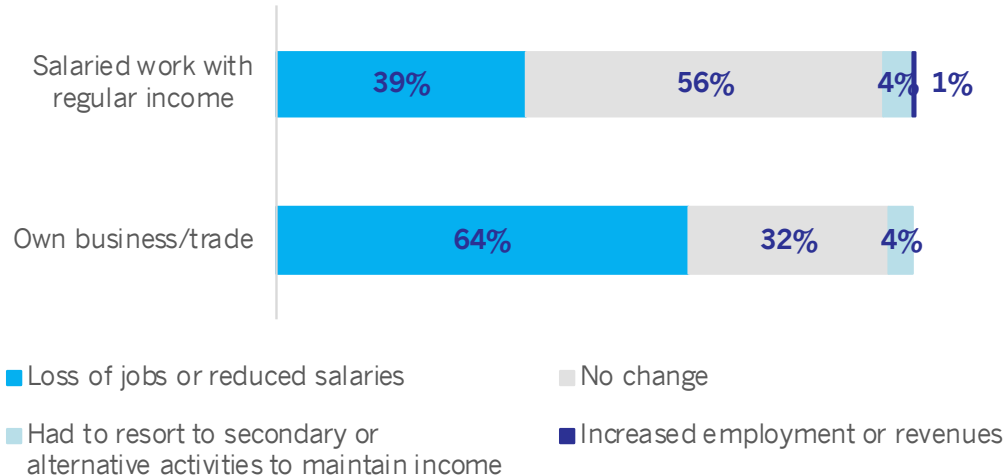


IMPACT ON LIVELIHOODS

Has your household income changed over the past 2 weeks? | By age



Has your household income changed over the past 2 weeks? | By income source

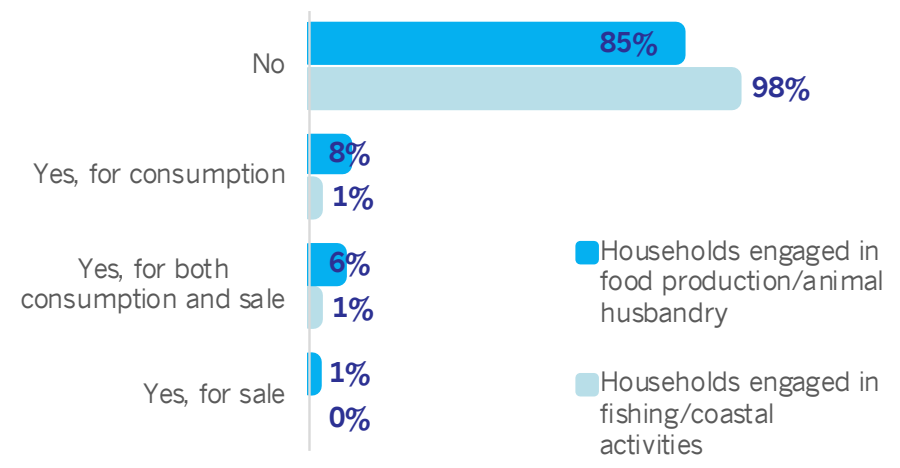


Households engaged in farming/fishing

According to the Central Bank of Barbados, agriculture, forestry, and fishing in Barbados contribute to 4.3% of GDP and employ 4.1% of the labour force.

Given the limited respondents engaged in farming (particularly for sale) and fishing/coastal activities, more assessment and analysis on their constraints will be important to gauge how farmers and fisherfolk are being impacted by COVID-19.

Households engaged in fisheries and farming



"We have food planted that we shall eat and share with our community and family. We have suspended selling at our farm gate because of the COVID 19 threat."

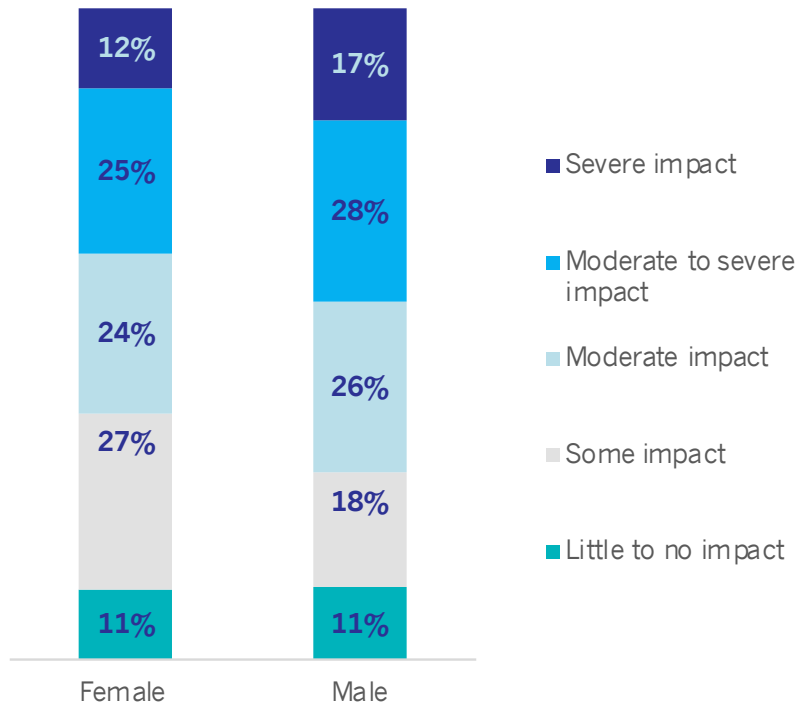
"I am now working from home. However, the receipt of income for my workplace would be drastically reduced...."

IMPACT ON LIVELIHOODS

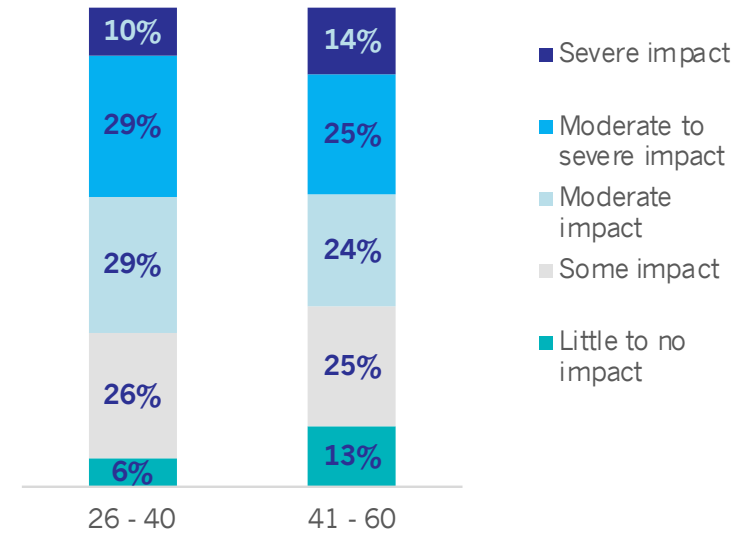
Future livelihood impacts

Respondents were asked to look ahead and predict the level of impact to their livelihoods as a result of disruptions from COVID-19.

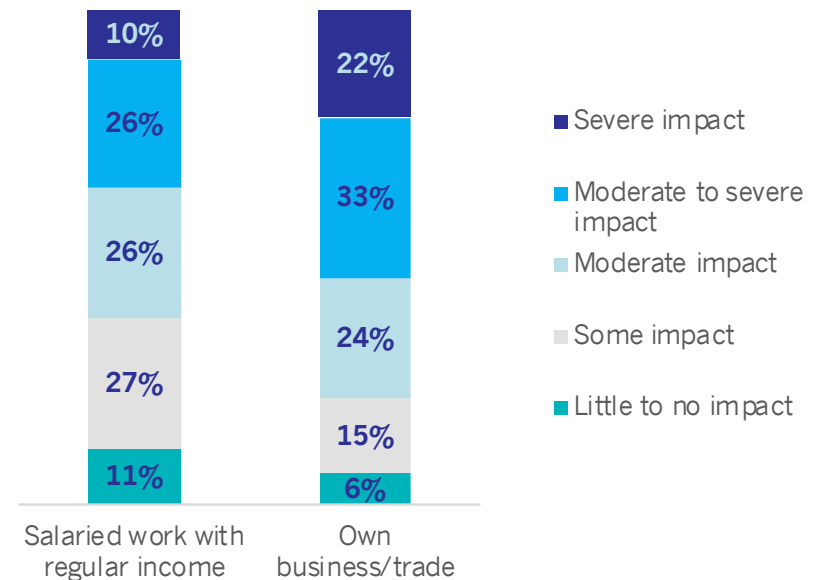
Looking ahead, how do you expect your livelihood will be impacted as a result of disruptions from COVID-19? | By sex



Looking ahead, how do you expect your livelihood will be impacted as a result of disruptions from COVID-19? | By age



Looking ahead, how do you expect your livelihood will be impacted as result of disruptions from COVID-19? | By income sources



“Well my parents whom I live with are pensioners but I have a temporary job for which I am paid monthly. After this month, I would pray and hope that I am retained.”

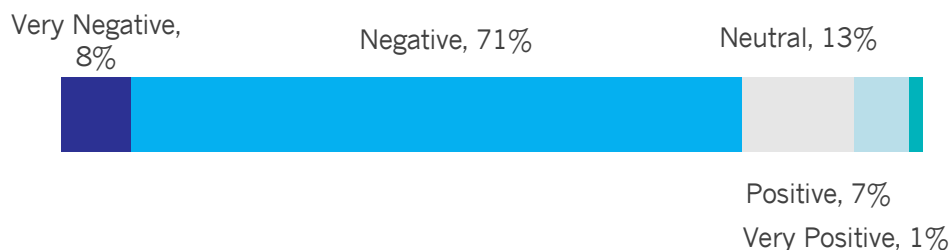
“Though I'm a salaried working, there has been a slowdown in client work which could be done therefore my firm is experiencing cash flow issues as less work is ongoing.”

HOW PEOPLE ARE COPING AND ADAPTING

Respondents were provided space to give fuller and more nuanced insights on how they are coping and adapting to the disruptions caused by COVID-19. Out of the 537 respondents, 40% responded to the open-ended question, resulting in a total count of 7,770 words.

An analysis of the responses by WFP Caribbean, in collaboration with Google's Artificial Intelligence (AI) Unit, was able to swiftly categorise and interpret the degree of positive and negative emotions within the responses using machine learning.

Distribution of sentiments across open-ended responses



Of the total responses from Barbados, 71% were classified as being negative and 8% as very negative. This was a slightly more negative than the regional averages. People in Barbados who participated in the survey expressed concerns and uncertainty due to actual or potential job losses and their ability to pay for rent, utility bills, mortgages and food. Some with jobs dependent on tourism described immediate impacts and concerns for the future.

Food was a common subject in the comments. Some respondents anticipated a shortage in the availability of fresh fruit and vegetables due to the closure of supermarkets and movement restrictions. Some are adapting by utilising fruit and vegetable delivery services, while others have started to grow them at home. Many respondents expressed anxiety about the uncertainty surrounding food security on island.

Very negative (8%)

"Both my jobs are tied to tourism industry. I lost both of them in one go. I have no savings. I am seriously concerned how I will even eat and keep a roof over my head."
"Property rental commission dried up as guest cut their stays short not sure if they will return. Tenants not prepared to pay rent as they too have lost their jobs"

Negative (71%)

"As a teacher I have had to switch to online teaching methods , which is challenging with high volumes of students"
"Trauma due to fear of becoming ill due to past experiences. Fear of job loss and no income. "

Neutral (13%)

"Not being able to go to the gym. Participating in online programs"
"Washing hands and sanitizing very often. Staying at home and keeping the regulated distance from persons."
"I wish there was an mobile app to allow me to access the location & amount of available local fruit & veg from farmers or outdoor stands in Barbados."

Positive (7%)

"The government's response to pandemic has restricted my access to materials. I am adapting to the guidelines well. I am usually at home, if not at work or worship. So I am managing fine."
"We are adapting and we are adjusting too change"

Very Positive (1%)

"We have food planted that we shall eat and share with our community and family."
"I have been able to use the time I now have to do stuff that I liked to do. i.e: exercising, seeing and relaxing."

CONCLUSION

This report contributes to a better picture of how COVID-19 and measures to contain the virus are impacting livelihoods, food security and access to markets in Barbados. Trends for Barbados were largely consistent with what was observed at the regional level, but a higher percentage reported challenges in accessing markets. This is explained by the 24-hour curfew that was in effect from March 29 to April 14.

COVID-19 has caused widespread disruption to lives and livelihoods in Barbados, which is already translating into lost income for nearly half of respondents. While the overall trends between men and women and the age groups 26-40 and 41-60 were mainly consistent, there were some variations. Food consumption patterns of respondents aged between 26-40 appear to be more severely impacted than the 41-60 age group. Women more widely reported job loss or reduced salaries in the household, and business owners appear to be particularly affected by income loss. With a third of respondents unable to maintain their normal eating patterns, impacts to food availability and consumption need to be addressed before they worsen.

As noted in the regional survey report, local production should be galvanized to meet future demands and trade and supply chains must remain open, as outlined in the CARICOM COVID-19 Agri-Food Response and Mitigation Framework Document. Financial assistance and other resources to vulnerable populations should be expanded along the lines of plans and actions already underway, in order to mitigate the economic impacts at the household level.

More in-depth assessment and analysis on the wide-ranging economic and social impacts of COVID-19 will be critical to further inform responses to the unfolding crisis.

More responses from the survey

“Mainly I'm afraid and anxious I don't like that feeling. My daughter is now unemployed and the future looks bleak. There are things you still can't get on the island and there's still no word on when the stock will be in. Overall many people have an uneasy feeling.”

“I have no money and no home. No food and I'm moving around from place to place to shelter.”

“It's the not knowing. How it will be in the next week or so? I have my kids to think about and feed. Bills still to pay”

“It has not affected me greatly as yet but I suspect as the situation continues and maybe worsens, there may be some food shortages going forward as movement and borders/shipments are more tightly controlled.”

“I had a bit of a panic when the supermarkets were closed in less than 24 hours but things seem to have calmed down and systems put in place to access food supplies”

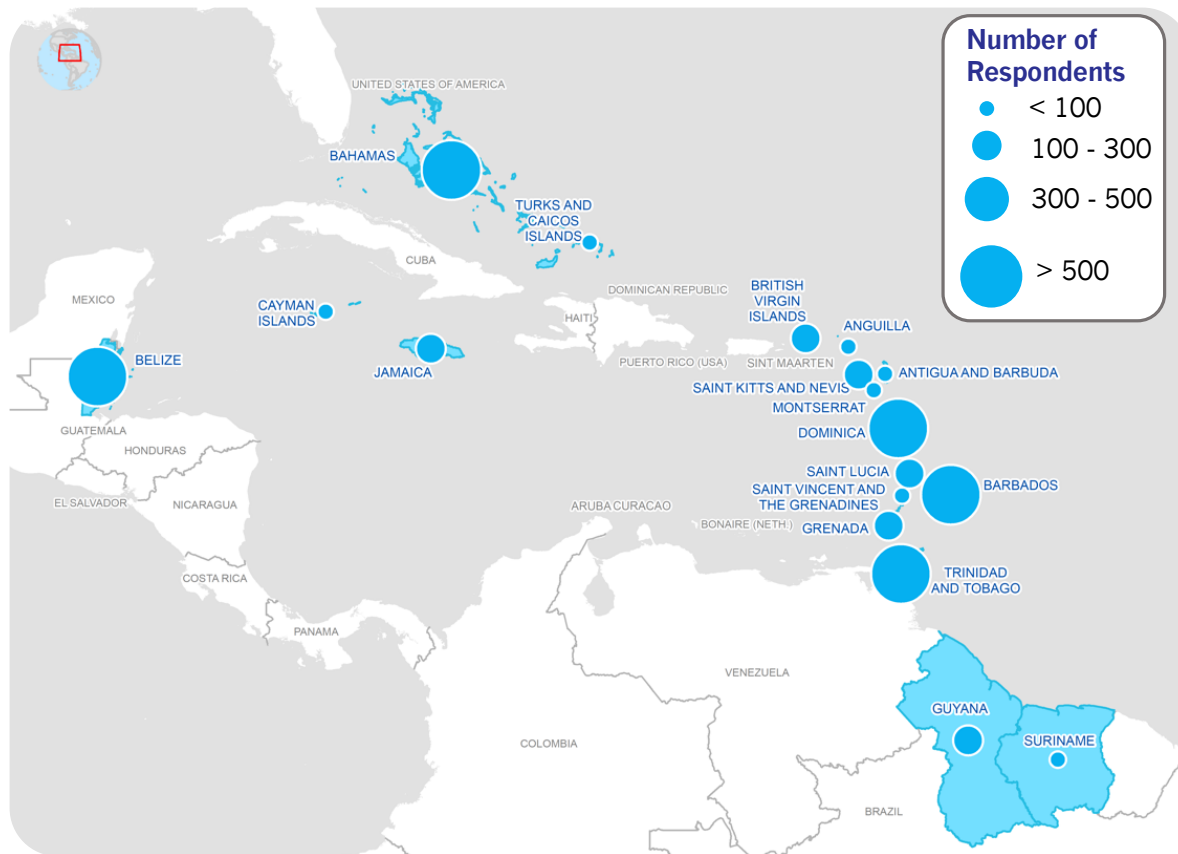
“Family with infants are not generally included in basic care items. It is this group that can face destitution quickly as jobs security and child care compete. Also many people with apartment living do not have a yard. So the mental health impact with this group is greater.”

“Attending regular clinic appointments and getting medication had to be carefully coordinated but have not really experienced challenges.”

“Not going for walks to the beach, etc. However it is for a period of time and is necessary therefore I am adapting well. I am enjoying my time home.”

ANNEX. REGIONAL SUMMARY KEY FINDINGS

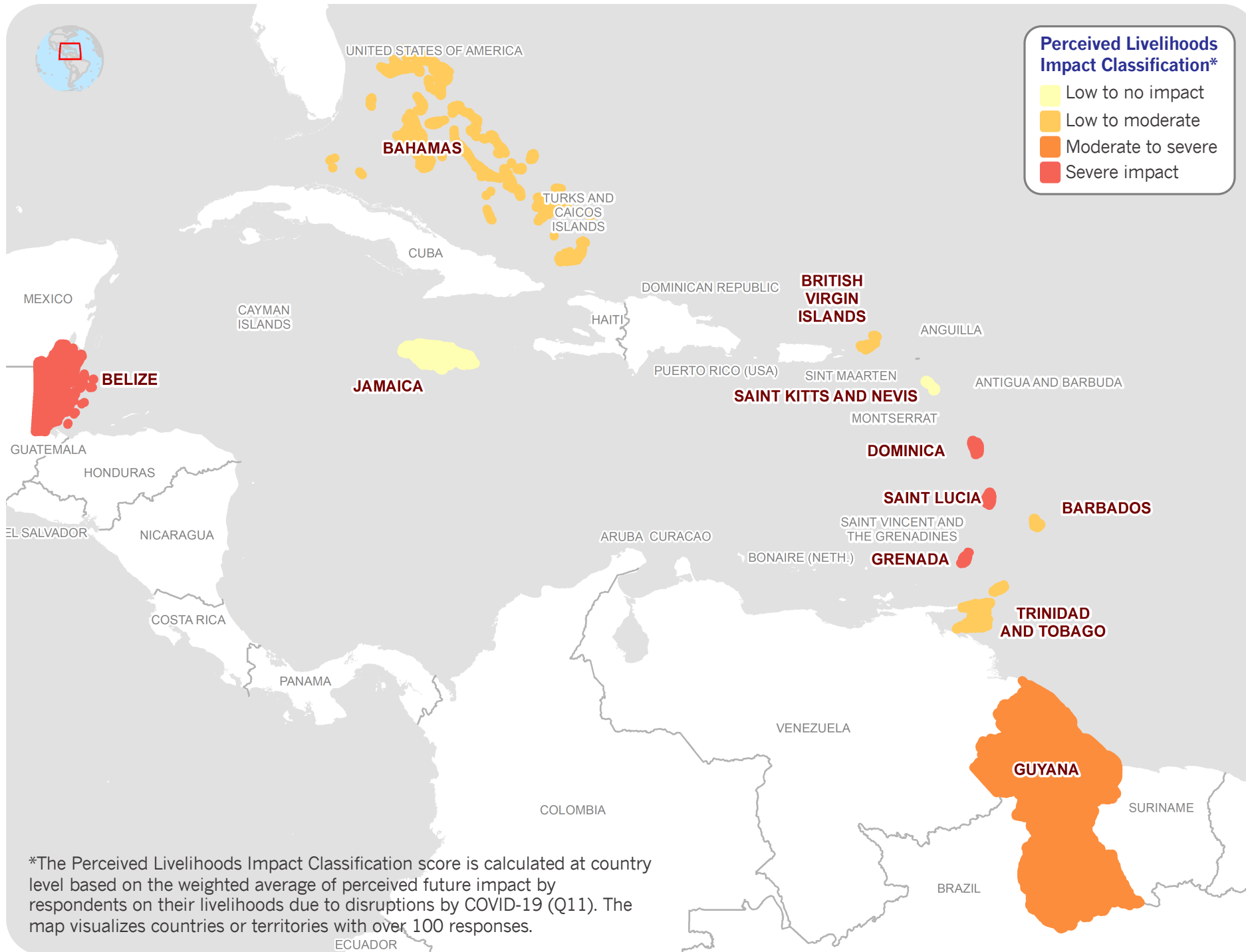
The COVID-19 pandemic is having far-reaching impacts on how people earn a living and meet critical needs. The Caribbean COVID-19 Food Security and Livelihoods Impact Survey was launched by CARICOM to rapidly gather data on impacts to livelihoods, food security and access to markets. Prepared by the World Food Programme with support from the Food and Agriculture Organization, the survey link was shared via social media, email and media. This summary analyses data collected from 1-12 April 2020.



At a glance

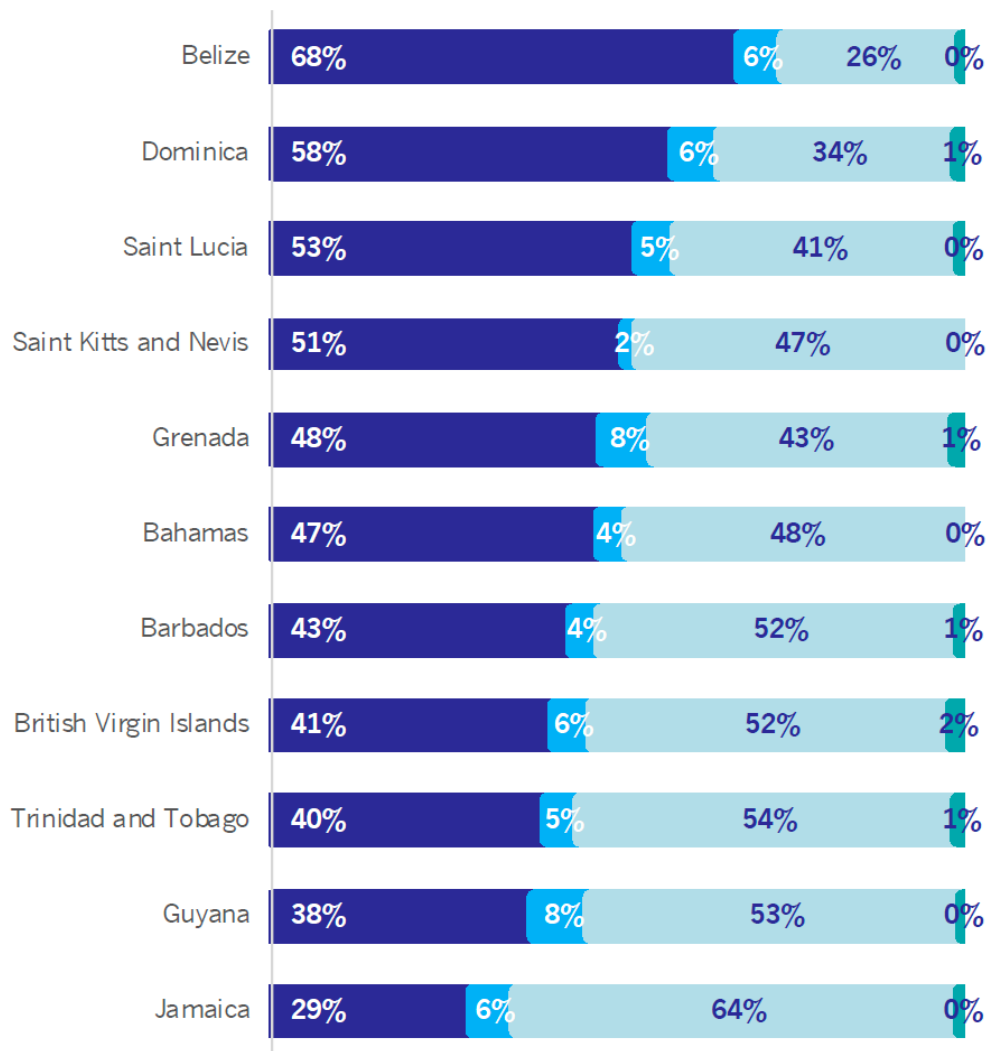
- COVID-19 has caused widespread disruption to livelihoods, driven primarily by movement restrictions and concerns about leaving the house.
- Half of respondents have faced a change in income, owing mainly to job loss or reduced revenue/salary. People owning businesses or engaged in casual labour or petty trade appear most impacted.
- Most respondents were able to access markets in the previous seven days but with substantial variations across the region. Those unable to do so cited movement restrictions, store closures and concerns about leaving the house.
- Availability of food, hygiene items and medicines appears to be less than normal, but very few respondents indicated that items were unavailable.
- People are changing how they shop, with most respondents purchasing larger quantities.
- Most respondents are not having difficulty eating enough, but some are eating less preferred foods.
- At the regional level, trends were broadly consistent between male and female respondents, though further country-level analysis may reveal greater gender differences.
- While the survey contributes to a better overview of impacts, the data is not representative, and the use of a web-based questionnaire limits inputs from those without connectivity.

ANNEX. PERCEIVED LIVELIHOODS IMPACT IN THE CARIBBEAN



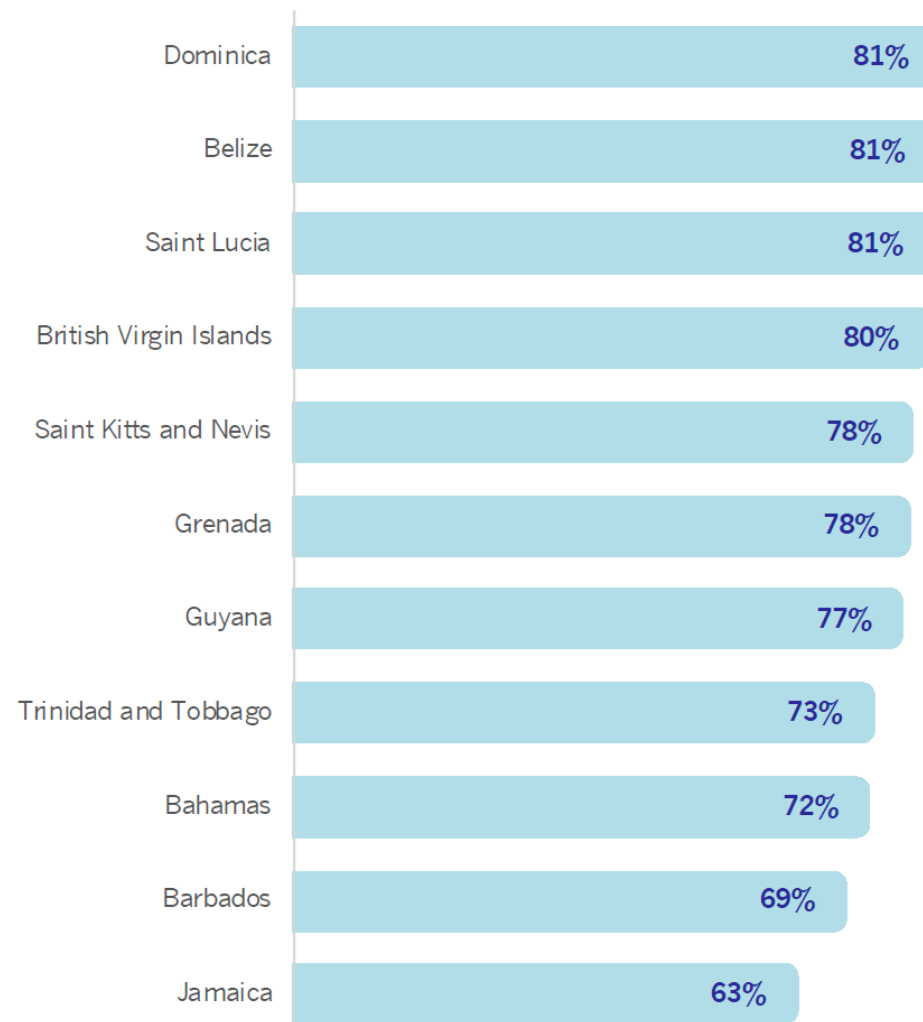
ANNEX. DETAILED FIGURES FOR COUNTRIES OR TERRITORIES (WITH >100 RESPONSES)

Income changes



- Loss of jobs or reduce salaries
- Had to resort to alternative income sources
- No changes
- Increased employment

% reporting disruptions to livelihoods



ANNEX. METHODOLOGY

The survey was launched via a webform, which was accessible on mobile/smartphone and PC/desktop. The data collection period was inclusive of 1-12 April 2020.

The survey was circulated widely via email, social media, media and other communication channels by participating ministries including (but not limited to) Ministries of Agriculture, Social Protection, National Disaster Management Organizations, UN agencies and NGO partners.

Responses were visualised live on an interactive dashboard and continually monitored to ensure their legitimacy based on cross referencing with prior knowledge and secondary data. Data validation methods were designed into the survey form to mitigate against intentional or unintentional outliers.

WFP Caribbean performed the data collection, monitoring and analysis. Data was analysed according to age groups and sex where there are sufficient responses.

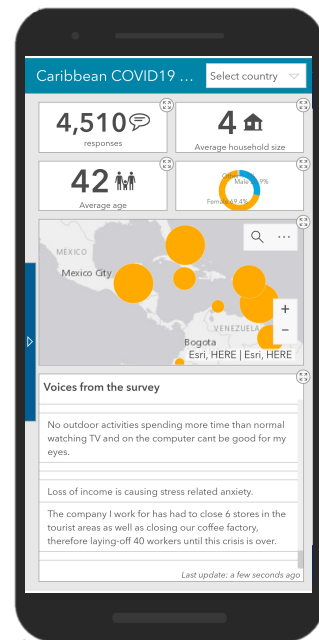
The qualitative analysis was performed in collaboration with Joseph Xu from Google's AI unit using Natural Language Processing (NLP). NLP, a branch of AI which analyses and interprets human languages, provided: (a) a sentiment analysis to determine the number of positive versus negative responses and (b) auto-categorisation of the responses. To moderate the non-representative nature of the data, the analysis team further refined the classifications presented by the algorithms.

National level reports are only produced for countries and territories with sufficient responses. Reports are prepared by WFP Caribbean: Amy Chong, Sarah Bailey, Elisaveta Gouretskaia, Nicholas Grainger and Francesca Ciardi.

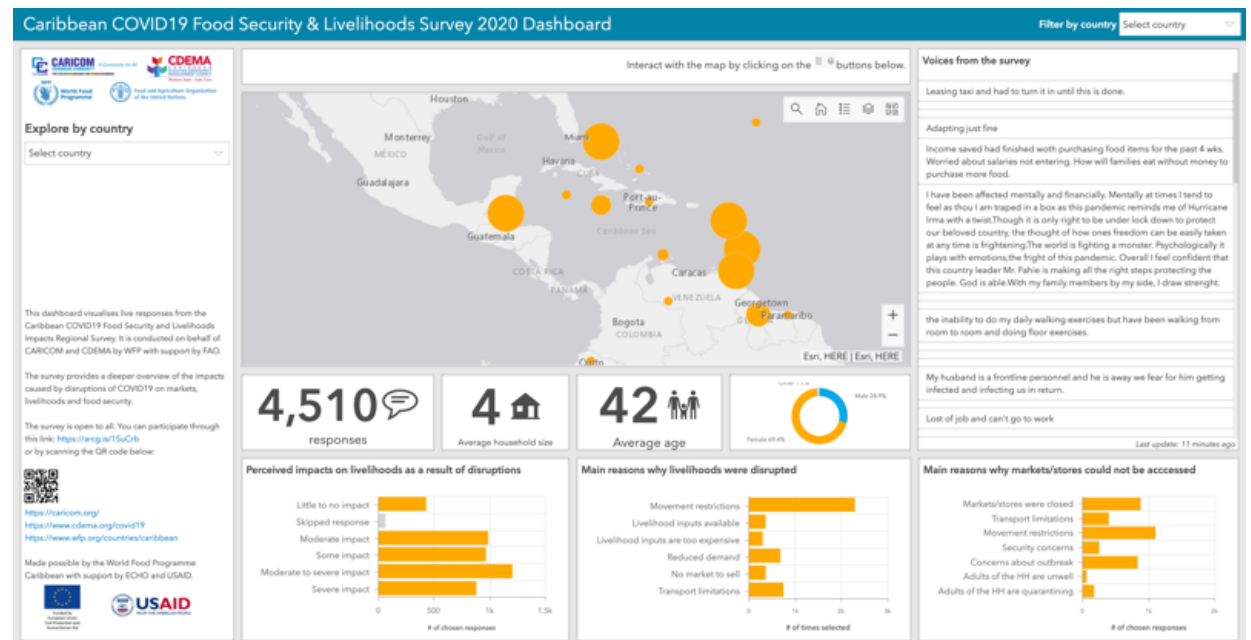
Survey (Closed)
<http://arcg.is/1SuCrb>



Dashboard for smartphones
<https://arcg.is/izn5H>



Dashboard for PC/laptop <http://arcg.is/Ca8X0>



ANNEX. QUESTIONNAIRE

Caribbean COVID-19 FS&L Survey

Caribbean COVID-19 Food Security & Livelihoods Impact Survey



Thank you for taking part in this regional survey for the Caribbean. Your participation will play a large part in providing an overview of the impact of COVID-19 on food security and livelihoods in your country or territory.

Demographics

What is your age?

What is your sex?

 Female

 Male

What is the size of your household?

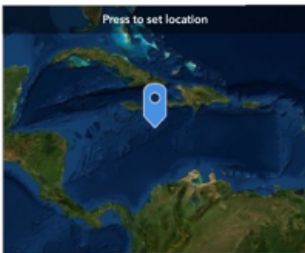
Please include all members currently living in your residence.

Which country do you live in?*

Location



Please click on the target icon on the map if you would like to provide a more accurate location.



Lat: 16.04150 Lon: -75.20324

Markets

1. In the past 7 days, has there been a time when you or your household could not access the markets/grocery stores?

 Yes No

What were the main reasons why you or your household could not access the markets/stores?

Please select all that apply.

- Markets/stores were closed
- Transport limitations
- Movement restrictions (eg. curfew)
- Security concerns
- Concerned about leaving the house due to outbreak
- Adult members of the household are unwell
- Members of household are self quarantining
- Other

2. Are fresh food items (eg. eggs, meat, vegetables) currently available in markets/stores?

- Always available
- Partially/ sometimes available
- Not available
- Don't know

3. Are basic food items (eg. bread, rice) currently available in markets/stores?

- Always available
- Partially/ sometimes available
- Not available
- Don't know

4. Are hygiene items (eg. soap, detergent) currently available for purchase in markets/stores?

- Always available
- Partially/ sometimes available
- Not available
- Don't know

5. Are essential medicines available in clinics or pharmacies?

- Always available
- Partially/ sometimes available
- Not available
- Don't know

6. Has there been any changes in the costs of food items over the past 2 weeks?

- Food prices have increased
- Food prices have decreased
- No changes

7. Have you changed your shopping behaviour compared to normal times?

- Yes
- No

How have you changed your shopping behaviour?

Please select all that apply.

- Buying larger quantities than usual
- Buying smaller quantities than usual
- Buying cheaper or less preferred foods than usual
- Going to different stores

Livelihoods

8. Was your ability to carry out livelihood activities affected in the past two weeks?

 Yes No

What were the main reasons for the disruptions to your livelihood activities?

Please select all that apply.

- Reduced demand for goods/services
- No market to sell products
- Transport limitations
- Movement restrictions (eg. curfew)
- Livelihoods inputs are unavailable
- Livelihoods inputs are too expensive or inaccessible
- Concerned about leaving the house due to outbreak
- Adult members of the household are unwell
- Increased demand for goods/services
- Other

9. Has your household income changed over the past 2 weeks?

- Loss of jobs or reduced salaries/revenues
- Increased employment or increased salaries/revenues
- Resorted to secondary/alternative source of income to maintain income levels
- No change

10. What are your household's main income sources over the past year?

You may select up to 2 that apply.

- Salaried work with regular income
- Daily/casual labour
- Own business/trade
- Petty trade/selling on street
- Remittances from abroad
- Support from families and friends
- Government assistance/social safety nets
- Other

11. How do you expect your livelihood will be impacted as a result of disruptions from COVID-19?

- Little to no impact
- Some impact
- Moderate impact
- Moderate to severe impact
- Severe impact

12. Is your household currently engaged in farming/livestock raising?

- Yes. For consumption
- Yes. For sale
- Yes. For both sale and consumption
- No

Please select all that apply.

- Rice
- Corn
- Vegetables
- Pulses
- Banana/Plantains
- Poultry
- Small ruminants (eg. sheep, goat)
- Large ruminants (eg. cattle)
- Swine
- Other

13. Is your household currently engaged in fishing/coastal activities?

- Yes. For consumption
- Yes. For sale
- Yes. For both sale and consumption
- No

Please select all that apply.

- Small scale aquaculture
- Inland fisheries
- Marine/coastal fisheries
- Processing of fish/fisheries products
- Fishing gear production
- Mangrove/beach activities (eg. shellfish harvesting)
- Other

Food Security

14. Which statement best reflects your food situation over the past 7 days?

- I had no difficulties eating enough food (normal pattern)
- I ate less preferred foods
- I skipped meals or ate less than usual
- I went one whole day without eating
- I increased my food intake

15. Does your household have any food stock?

- Yes. Less than one week
- Yes. Less than 2 weeks
- Yes. Less than 3 weeks
- Yes. Less than 1 month
- Yes. More than 1 month
- No

General

Please provide any additional insights into how you have been affected by the disruptions from COVID-19 and how you are adapting.

Do not provide any sensitive information.

Thank you for your participation! Please hit the Submit button.

Individual responses are anonymous. Overall survey results will be publicly available.

Submit

UNITED NATIONS WORLD FOOD PROGRAMME

Office for Emergency Preparedness and Response in the Caribbean

UN House, Marine Gardens

Christ Church

Barbados

Regis Chapman | Head of Office

Tel: +1 246 467 6085

Email: wfp.barbados@wfp.org

Website: <https://www.wfp.org/countries/caribbean>

CARICOM

Caribbean Community Secretariat

Turkeyen, Greater Georgetown

PO Box 10827

Guyana

Shaun Baugh | Programme Manager, Agricultural & Agro-Industrial Development

Tel: +592 222 0134

Email: shaun.baugh@caricom.org

Website: <https://www.caricom.org>

Cover photo credit: CARICOM



Funded by
European Union
Civil Protection and
Humanitarian Aid

