



World Food Programme



## Weekly Market Price Bulletin Azraq and Zaatari Refugee Camps

### Country Context

#### Inflation

Annual **-0.22%**

Monthly **-0.65%**

May 2020 – DoS (JOR) Based on Co-nsumer Price Index.

#### Population

10.5 Million in 2019

By Department of Statistics -JOR.

#### Unemployment Rate

19.3% in Q1 2020, compared to 19% in Q1 2019.

By Department of Statistics -JOR.

#### GDP Growth Rate

Jordan's economy grew by 2% year-on-year in 2019 and projected to contract significantly to -3.5% in 2020 due to the COVID-19 pandemic (forecast <sup>1</sup>)

By World Bank – JOR.

#### Food Inflation

The cost of food in Jordan increased by 4.9% in April 2020 as compared to the same month in previous year.

By Department of Statistics -JOR.

#### Foreign Exchange Reserves

Foreign Exchange Reserves in Jordan decreased for the second month by 0.40 percent to 119,88.1M JOD in May from 120,35.9M JOD in April 2020.

By Central Bank -JOR.

### National Market Prices

In May, prices of most vegetables and fruits in the national market witnessed a decrease ranging from 4 to 8%, except for spinach for which the price increased by 23%. While prices of most staple commodities <sup>2</sup> remained unchanged, the price of wheat flour saw a significant increase of 24%.

**+23%**  
Spinach

**-8%**  
Onion

**+24%**  
Flour

**-7%**  
Cucumber

**-7%**  
Tomato

Commodity/Item	Unit	Avg Weekly Prices			Percentage Change*		
		22-31 MAY	1-7 JUN	8-14 JUN	1M	3M	6M
Exchange Rate	USD/JOD	0.71	0.71	0.71	0%	0%	0%
Petroleum Products	-	-	-	-	-	-	-
Diesel	JOD/L	0.4	0.41	0.41	4%	-26%	-32%
Cooking gas	JOD/12.5 Kg Cylinder	7	7	7	0%	0%	0%
Petrol gasoline (90)	JOD/L	0.55	0.6	0.6	9%	-19%	-20%

\* Percentage Change are as of 8-14 May 2020, compared to previous months  
Data source: Ministry of Interior, Trade and Supply - Jordan.

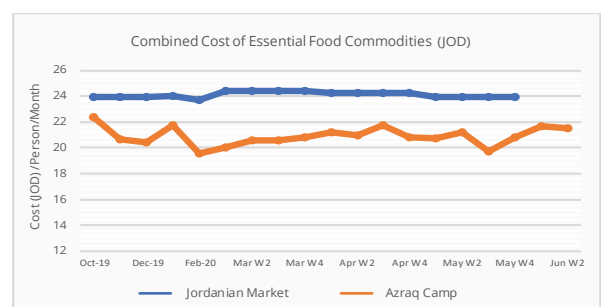
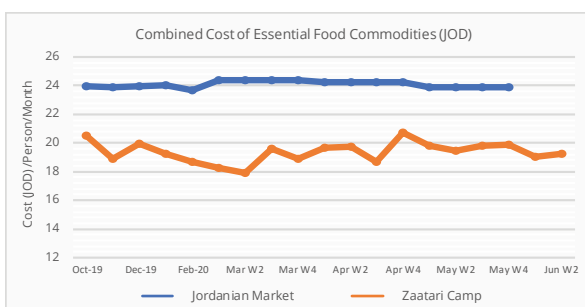
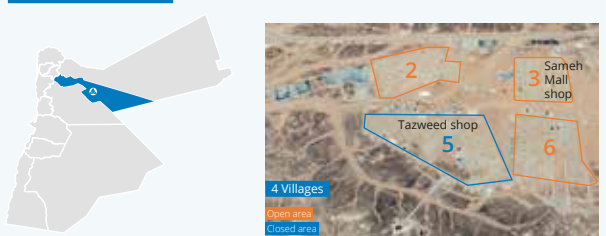
### Highlights

- ▶ In the 2nd week of June, prices for most vegetables in both Azraq and Zaatari camps witnessed slight to moderate decreases (from -5% to -19%) compared to last week. Tomatoes was the exception, posting an average increase of 16%. This increase may be to an increase in exports, which caused a decrease in the quantities available to the national market.
- ▶ During the reporting period, prices for the cheapest available staple commodities witnessed slight to moderate fluctuations (from -14% to +12%) in both camps as compared to previous week. Prices in Azraq camp were more stable than in Zaatari camp.
- ▶ The combined cost of essential food commodities <sup>3</sup> in both camps was stable, with ±1% fluctuations from last week.

### Zaatari Camp



### Azraq Camp



SAVING LIVES  
CHANGING LIVES

<sup>1</sup> By World Bank assuming significant slowdown in the global and reduced domestic demand during 2020, <http://pubdocs.worldbank.org/en/914661554825485360/mpo-jor.pdf>, accessed on 5 May 2020.

<sup>2</sup> Staple commodities include bulgur, rice, lentils, sugar, veg. oil and wheat flour.

<sup>3</sup> Essential food commodities include bread, bulgur, rice, potatoes, salt, chicken, eggs, tuna, cheese, veg. oil, sugar, onions, tomatoes and cucumber.

## Zaatari Camp

- In Zaatari camp, prices for vegetables witnessed slight to moderate fluctuations ranged (from -19% for onions to +13% for tomatoes), while the price of cucumber remained unchanged.
- Meanwhile, the price for the cheapest available staple commodities showed more stability in the reporting period after significant fluctuations during the past month. While the prices of rice and lentils remained unchanged from one month ago, price of sugar and vegetable oil saw an increase of 12% and 7% respectively, from last week.
- It is noteworthy that the price of eggs dropped by 20% during the 2nd week of June while prices for other protein-rich foods (chicken, tuna) showed slight increases.
- The price of apples posted a 20% increase and is now more than 1.5 times the price as compared to 3 months ago.
- Even though the price of milk powder decreased slightly (by 2%) during the reporting week, a long-term price hike is observable and should be closely monitored.

## Azraq Camp

- In the 2nd week of June, the prices of vegetables in Azraq camp experienced slight to moderate decreases (-7% for potatoes and -13% for cucumber) from last week. Tomatoes was the exception, posting a significant price increase of 18%.
- Price of apples increased by 6% but is still 7% than last month.
- Prices of the cheapest available brands of staple commodities showed stability during the reporting week, after steadily increase during the past 3 to 6 months. The exception is wheat flour which the price rose by 9% from the previous week and is now 20% more expensive than 3 months ago.
- Prices of protein-rich foods (eggs, chicken, tuna) remained largely unchanged.

### Zaatari Camp

### Azraq Camp

Size	Unit	Percentage Change					Trend	Percentage Change					Trend
		Price Jun W2	1 W W/W	1 M W/W	3 M W/W	6 M W/M		Price Jun W2	1 W W/W	1 M W/W	3 M W/W	6 M W/M	
<b>Cereals/ grains/ roots</b>													
Bread	1 Kg	0.32	0%	0%	0%	0%		0.32	0%	0%	0%	0%	
Bulgur	1 Kg	0.75	0%	0%	30%	28%		0.94	6%	0%	22%	47%	
Rice	1 Kg	0.98	-1%	18%	-6%	11%		1.05	-5%	14%	0%	7%	
Wheat Flour	2 Kg	0.69	-14%	31%	-20%	41%		0.74	9%	3%	20%	-12%	
<b>Condiments/ spices</b>													
Salt	0.75 Kg	0.19	15%	-1%	29%	21%		0.14	10%	10%	10%	10%	
<b>Legumes/nuts</b>													
Lentils	1 Kg	1.20	0%	0%	49%	54%		1.36	1%	22%	76%	52%	
<b>Fruits</b>													
Apples	1 Kg	1.49	20%	3%	51%	24%		1.29	6%	-7%	13%	0%	
<b>Meat/ fish/ eggs</b>													
Eggs	2 Kg	2.00	-20%	-20%	9%	-7%		2.49	1%	1%	19%	6%	
Whole Chicken	1 Kg	1.57	5%	-17%	3%	-18%		1.59	-2%	-3%	-5%	-4%	
Tuna	0.19 Kg	0.78	7%	-3%	8%	-9%		0.96	2%	3%	13%	3%	
<b>Milk/ diary products</b>													
Spread Cheese	8 Pcs	0.41	14%	-21%	5%	-10%		0.44	-23%	40%	-12%	2%	
Milk Powder	1 Kg	3.24	-2%	63%	22%	17%		2.74	12%	12%	22%	3%	
<b>Oil/ Fat/ Butter</b>													
Vegetable Oil	1.8 L	1.74	7%	3%	8%	11%		1.93	-1%	12%	12%	15%	
<b>Sugar/ sweet</b>													
Sugar	1 Kg	0.67	12%	34%	34%	-1%		0.57	0%	6%	-12%	-10%	
<b>Vegetables/ leaves/ tubers</b>													
Cucumber	1 Kg	0.49	0%	-1%	10%	-16%		0.41	-13%	-8%	21%	-22%	
Potatoes	1 Kg	0.37	-5%	-26%	-2%	-43%		0.39	-7%	-13%	-20%	-36%	
Onions	1 Kg	0.26	-19%	-48%	-31%	-56%		0.34	-12%	-14%	-37%	-42%	
Tomatoes	1 Kg	0.45	13%	-11%	13%	-21%		0.49	18%	18%	20%	-5%	

✉ For more details please contact: Benjamin Scholz, Head of the VAM/M&E Unit: [benjamin.scholz@wfp.org](mailto:benjamin.scholz@wfp.org) | Mohammed Elmahairi, VAM Associate: [mohammed.elmahairi@wfp.org](mailto:mohammed.elmahairi@wfp.org)

- Main source of data is WFP Market price monitoring through field visits complemented by online data in WFP's Triangulation Database  
 - Methodology: prices reflect the average prices of the cheapest available food commodity in the reported period

