



Weekly Market Price Bulletin

Azraq and Zaatari Refugee Camps

Country Context

Inflation

Annual -0.22%
Monthly -0.65%

May 2020 – DoS (JOR) Based on Co-nsumer Price Index.

Population

10.5 Million in 2019.
By Department of Statistics -JOR.

Unemployment Rate

19.3% in Q1 2020, compared to 19% in Q1 2019.
By Department of Statistics -JOR.

GDP Growth Rate

Jordan's economy grew by 2% year-on-year in 2019 and projected to contract significantly to -3.5% in 2020 due to the COVID-19 pandemic (forecast¹).
By World Bank -JOR.

Food Inflation


The cost of food in Jordan increased by 4.9% in April 2020 as compared to the same month in previous year.
By Department of Statistics -JOR.

Foreign Exchange Reserves

Foreign Exchange Reserves in Jordan decreased for the second month by 0.4% to 119,88.1M JOD in May from 120,35.9M JOD in April 2020.
By Central Bank -JOR.

National Market Prices

In May, prices of most vegetables and fruits in the national market witnessed a decrease ranging from -4% to -8%, except for spinach for which the price increased by 23%. While prices of most staple commodities² remained unchanged, the price of wheat flour saw a significant increase of 24% as compared to April.



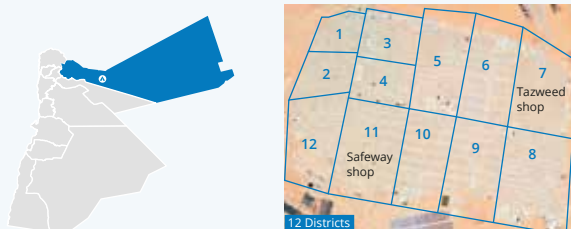
Commodity/Item	Unit	Avg Weekly Prices			Percentage Change*		
		8-14 JUN	15-21 JUN	22-30 JUN	1M	3M	6M
Exchange Rate	USD/JOD	0.71	0.71	0.71	0%	0%	0%
Petroleum Products:							
Diesel	JOD/L	0.41	0.41	0.41	4%	-26%	-32%
Cooking gas	JOD/12.5 Kg Cylinder	7	7	7	0%	0%	0%
Petrol gasoline (90)	JOD/L	0.6	0.6	0.6	9%	-19%	-20%

* Percentage Change are as of 15-21 Jun 2020, compared to previous months
Data source: Ministry of Interior, Trade and Supply - Jordan.

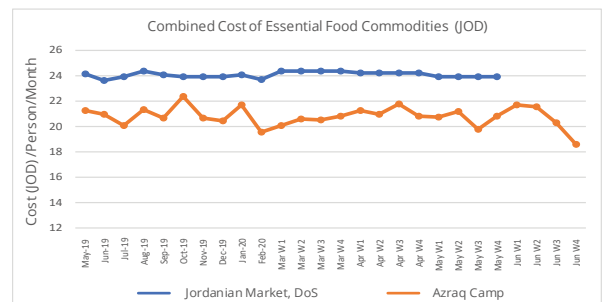
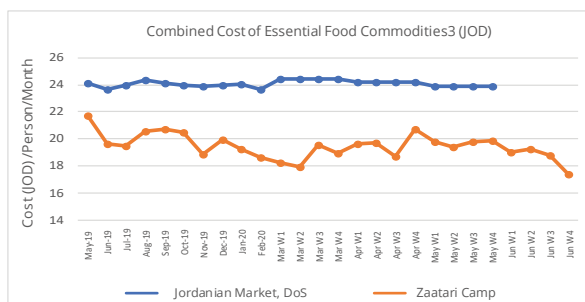
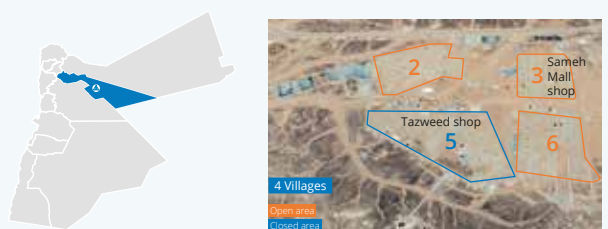
Highlights

- ▶ In the 4th week of June, prices of vegetables in both Azraq and Zaatari camps fell unanimously - except for onions in Azraq camp - (between -11% and -29%, as compared to last week), continuing the downwards trend since the beginning of June. This decrease was foreseen given that the supply of vegetables in the national market has increased as exports have decreased, compared to the same period in the previous years.
- ▶ During the reporting period, prices for most of the cheapest available staple commodities remained unchanged while some displayed moderate to significant decreases (from -15% to -31%) as compared to the previous week. Notably, the price of rice has dropped significantly in both camps. While the prices for bulgur and lentils stabilized, both commodities are still considerably more expensive than 6 and 12 months ago.
- ▶ The combined cost of essential food commodities² in both camps showed a decrease of 8.4% in Azraq camp and 7.4% in Zaatari camp (see Figures 1 and 2), as compared to the preceding week. It is noteworthy that this basket of essential foods is 7% more expensive in Azraq camp than in Zaatari camp, but still well below the national average.
- ▶ Market prices for protein-rich foods (eggs, tuna, chicken) continue to show fluctuations in both camps.
- ▶ After following a steady upwards slope, the price of salt in Zaatari camp is now 125% higher than in the previous year and requires continued monitoring.

Zaatari Camp



Azraq Camp



1 By World Bank assuming significant slowdown in the global and reduced domestic demand during 2020, <http://pubdocs.worldbank.org/en/914661554825485360/mpo-jor.pdf>, accessed on 5 May 2020.

2 Staple commodities include bulgur, rice, lentils, sugar, veg. oil and wheat flour.

3 Essential food commodities include bread, bulgur, rice, potatoes, salt, chicken, eggs, tuna, cheese, veg. oil, sugar, onions, tomatoes and cucumber.

Zaatari Camp

- Continuing the downwards trend from the beginning of June, the prices of all vegetables monitored in Zaatari camp fell unanimously (from -11% for cucumbers to -29% for onions) during the reporting week. Meanwhile, price of apples showed a moderate increase by 8% from last week after posting 13% decrease in the preceding week. Apples in Azraq camp are now more than a third (34%) higher than during the same month one year ago.
- Prices for most of the cheapest available staple commodities fell during the 4th week of June (by -21% for wheat flour to -22% for rice). A positive development is that prices of bulgur and lentils remained unchanged over the past 2 weeks after price hikes earlier this year. However, both commodities are still significantly more expensive than 3 months ago (30% and 49%, respectively). The price of vegetable oil continued to show fluctuations over June, posting a 7% increase from last week.
- As in Azraq camp, prices of protein-rich foods (eggs, chicken, tuna) in Zaatari camp have fluctuated over the past year. While the price of eggs and chicken witnessed an increase by 9% and 5% respectively, the price of tuna decreased by 7%. of June (from 6% for eggs to 8% for tuna and chicken, respectively).
- The price development for salt deserves close monitoring. After a price increase of 11% during the reporting week, 0.75kg of salt are now 125% more expensive than one year ago.

Azraq Camp

- During the 4th week of June, prices for most vegetables in Azraq camp witnessed moderate to significant decreases (from -14% for cucumbers to -27% for tomatoes) from last week, continuing the downwards trend since the beginning of June. Onions was the exception posting a 15% increase, however it is still 35% cheaper than during the same month one year ago.
- Prices of the cheapest available brands of staple commodities showed stability during the reporting week except for rice and lentils for which the price decreased by 15% and 31% respectively from last week. It is noteworthy that the price of lentils showed a significant decrease after a steady increase over the past 2 months. Nonetheless, a kg of lentils is still 21% higher than 6 months ago. Despite its price stabilizing over the past weeks, the price of bulgur is 54% higher in June 2020 than one year ago.
- Prices of protein-rich foods (eggs, chicken, tuna) continued to fluctuate. While the price of chicken and tuna fell, by 1% and 25% respectively, the price of eggs posted an increase of 8%.
- It is noteworthy that the price of milk powder continued the upwards trend from 6 months ago after a drop by 11% in the last week.

Zaatari Camp

Azraq Camp

	Size	Unit	Zaatari Camp							Azraq Camp								
			Price		Percentage Change					Trend	Price		Percentage Change					Trend
			Jun W4	1 W W/W	1 M W/W	3 M W/W	6 M W/M	1 Y W/M	Jun W4		1 W W/W	1 M W/W	3 M W/W	6 M W/M	1 Y W/M			
Cereals/ Grains/ Roots																		
Bread	1	Kg	0.32	0%	0%	0%	0%	0%	—	0.32	0%	0%	0%	0%	0%	—		
Bulgur	1	Kg	0.75	0%	0%	30%	26%	39%	↗	0.91	0%	-1%	19%	19%	54%	↗		
Rice	1	Kg	0.73	-22%	-26%	-30%	-18%	-30%	↘	0.89	-15%	-11%	-28%	-25%	-19%	↘		
Wheat Flour	1.5	Kg	0.45	-21%	-16%	-48%	-8%	-45%	↘	0.74	0%	4%	2%	-21%	-12%	↘		
Condiments/ Spices																		
Salt	0.75	Kg	0.23	11%	20%	55%	55%	125%	↗	0.13	0%	25%	0%	0%	0%	↘		
Legumes/ Nuts																		
Lentils	1	Kg	1.20	0%	-8%	49%	42%	59%	↗	0.94	-31%		15%	21%	11%	↘		
Fruits																		
Apples	1	Kg	1.39	8%	-2%	22%	37%	34%	↗	1.27	0%	-18%	60%	10%	11%	↗		
Meat/ Fish/ Eggs																		
Eggs	2	Kg	2.32	9%	-7%	-5%	13%	26%	↗	2.45	8%	-2%	4%	8%	16%	↗		
Whole Chicken	1	Kg	1.79	5%	20%	-3%	11%	-10%	↘	1.67	-1%	5%	-9%	10%	-24%	↘		
Tuna	0.19	Kg	0.78	-7%	1%	9%	-8%	-7%	↘	0.60	-25%	-25%	-16%	-30%	-34%	↘		
Milk/ Dairy products																		
Spread Cheese	8	Pcs	0.42	0%	0%	6%	-8%	-3%	↘	0.33	0%	0%	5%	-10%	-6%	↘		
Milk Powder	0.8	Kg	3.19	0%	0%	28%	45%		↗	2.94	20%		39%	27%		↗		
Oil/ Fat/ Butter																		
Vegetable Oil	1.8	L	1.74	7%	9%	8%	12%	7%	↗	1.72	0%	4%	0%	2%	-1%	↘		
Sugar/ Sweet																		
Sugar	1	Kg	0.52	0%	-25%	6%	-22%	-15%	↘	0.57	0%	39%	-1%	-12%	-4%	↘		
Vegetables/ Leaves/ Tubers																		
Cucumber	1	Kg	0.39	-11%	-22%	-22%	-48%	4%	↘	0.32	-14%	-30%	-21%	-57%	-28%	↘		
Onions	1	Kg	0.17	-29%	-62%	-67%	-74%	-62%	↘	0.34	15%	-13%	-33%	-32%	-35%	↘		
Potatoes	1	Kg	0.29	-19%	-36%	-38%	-46%	-49%	↘	0.25	-21%	-44%	-38%	-58%	-60%	↘		
Tomatoes	1	Kg	0.24	-23%	-52%	-43%	-49%	-52%	↘	0.32	-27%	-36%	-22%	-25%	-38%	↘		

✉ For more details please contact: Benjamin Scholz, Head of the VAM/M&E Unit: benjamin.scholz@wfp.org | Mohammed Elmahairi, VAM Associate: mohammed.elmahairi@wfp.org

- Main source of data is WFP Market price monitoring through field visits complemented by online data in WFP's Triangulation Database
 - Methodology: prices reflect the average prices of the cheapest available food commodity in the reported period