



WFP/Jessica Lawson

### Highlights

o The national average price of a standard reference food basket in June 2020 was SYP 84,095 increasing by 48 percent compared to May 2020. The national average reference food basket price increased by 110 percent since February 2020 (pre-COVID-19 period).

o WFP's reference food basket is now more expensive than the highest government monthly salary (SYP 80,240). Outlining the serious deterioration in peoples' purchasing power.

o The Syrian pound continued to heavily depreciate on the informal exchange market, weakening to SYP 3,200/USD before stabilizing around SYP 2,500/USD by end June. As a result, the Syrian Central Bank officially devalued the SYP to SYP 1,250/USD on 16 July. The new UN exchange rate is also SYP 1,250/USD.

o High volatility in the exchange market have pushed-up the prices of all commodities. Supply chains briefly entered into shock in early June as wholesalers and retailers limited sales until stability was restored to the informal exchange rate.

o For information, please contact:

Jan Michiels at  
Jan.Michiels@wfp.org

Pakinam Moussa at  
Pakinam.Moussa@wfp.org

### Standard Food Basket

The national average monthly price of a standard reference food basket<sup>1</sup> increased by 48 percent between May and June 2020, reaching SYP 84,095. The national average food basket price was 110 percent higher than that of February 2020 (before COVID-19 movement restrictions) and was 231 percent higher compared to October 2019 (start of the Lebanese financial crisis) and 240 percent higher vis-à-vis June 2019 (Figure 1).

The increase in the national average food basket price is caused by a multitude of factors such as: high fluctuations of the Syrian pound on the informal exchange market, intensification of unilateral coercive measures and political disagreements within the Syrian Elite.

All 14 governorates reported an increasing average reference food basket price in June 2020, with the highest month-on-month (m-o-m) increase reported in Quneitra (up 78 percent m-o-m), followed by Rural Damascus (up 62 percent m-o-m), and Deir-ez-Zor (up 61 percent m-o-m).

Idlib continued to report the highest average food basket price in Syria reaching SYP 107,891 in June 2020 (up 52 percent m-o-m), followed by Al-Hasakeh at SYP 88,619. The lowest average food basket price was reported in Hama at SYP 76,704 (up 43 percent m-o-m), followed by Lattakia at SYP 76,822 (up 38 percent m-o-m).

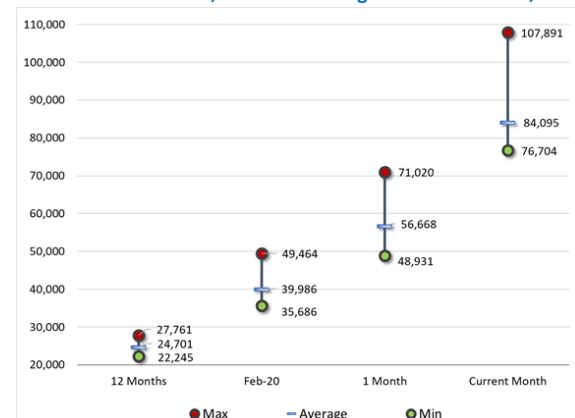
Compared to last year, the price of the reference food basket has increased across all 14 governorates. Idlib recorded the highest increase (up 353 percent), followed by Rural Damascus (up 298 percent) and Damascus (up 280 percent).

The gap between the highest and lowest average food basket price widened by 41 percent from SYP 22,089 in May to SYP 31,188 in June 2020 (Chart 1).

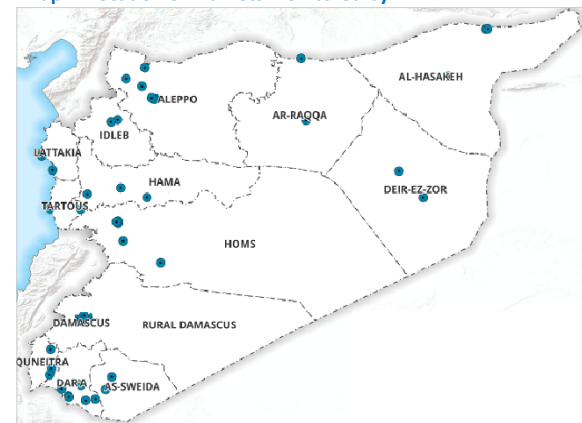
Figure 1: Food basket cost and changes, SYP

Governorate	Price June 2020	m-o-m change	%change (Feb-June)	y-o-y change
Aleppo	SYP 77,149	47%	104%	225%
Damascus	SYP 86,442	52%	105%	280%
Dar'a	SYP 84,779	39%	111%	220%
Deir-ez-Zor	SYP 78,549	61%	109%	183%
Hama	SYP 76,704	43%	83%	213%
Al-Hasakeh	SYP 88,619	41%	132%	245%
Homs	SYP 77,212	43%	116%	212%
Idlib	SYP 107,891	52%	118%	353%
Lattakia	SYP 76,822	38%	76%	202%
Ar-Raqqa	SYP 85,970	38%	118%	229%
Rural Damascus	SYP 87,522	62%	136%	298%
As-Sweida	SYP 79,379	48%	120%	247%
Tartous	SYP 81,777	45%	96%	224%
Quneitra	SYP 88,520	78%	122%	263%
Average	SYP 84,095	48%	110%	240%

Chart 1: National min., max. and average food basket cost, SYP



Map 1: Location of markets monitored by WFP



1. The standard food basket is a group of essential food commodities. In Syria, the food basket is set at a group of dry goods providing 1,930 kcal a day for a family of five during a month. The basket includes 37 kg bread, 19 kg rice, 19 kg lentils, 5 kg of sugar, and 7 litres of vegetable oil

## Worsening economic situation in Syria rocks markets: June 2020

### Overview

Prices in Syria have been increasing ever since the Lebanese financial crisis (October 2019). June 2020 saw a significant worsening in price levels across Syria as continued political tensions among Syria's ruling elite as well as trader uncertainty surrounding the likely impact of Caesar Act sanctions sent shock waves through the Syrian economy. The uncertain economic outlook fuelled speculation causing high volatility in the informal SYP/USD exchange rate which jumped from SYP 1,800/SYP to SYP 3,200/USD in a matter of days before eventually stabilising around SYP 2,500/USD by the end of June. The high volatility led wholesalers to reduce their supply of food on the Syrian market and also led retailers to momentarily close shop as a risk-mitigation mechanism, until some stability was returned to the informal exchange rate. Price levels of most local items as a result jumped by an average 30-40 percent over a few days while imported commodities saw increases of upto 70-80 percent. The impact of the increased prices was heavily felt across the country and a number of protection measures were put in place by some regions in Syria in June to guard them from the impact of a further weakening of the Syrian pound.

### Introduced measures to guard against future worsening of the Syrian pound

As a result of the continued depreciation of the SYP/USD informal exchange rate and a weakening of the Syrian economy overall in June, The Syrian President relieved Syria's Prime Minister, Imad Khamis, of his duties on 11 June 2020. Furthermore, by 16 June the Syrian Central Bank also announced that it was devaluing the Syrian pound from SYP 700/USD to SYP 1,250/USD, representing the third devaluation of the Syrian pound in nine months. These quick measures have helped instil some needed stability to the Syrian informal exchange rate, yet they have not stopped some regions in Syria taking structural measures to guard themselves from future economic shocks. For example cities in opposition held Syria (such as Afrin, Azaz, Al-Rai, Marea, Jarablus, Al-Bab and parts of Idleb) announced in mid-June the adoption of the Turkish Lira due to the weakening SYP. The Turkish Lira is now a legal currency in these areas. Furthermore, the Kurdish Self Administration (KSA) issued two decisions on 6 June 2020 that effectively prohibit the sale of wheat grain by its farmers to other actors in Syria, in an attempt to ensure wheat grain will not be sold elsewhere and will remain under KSA control.

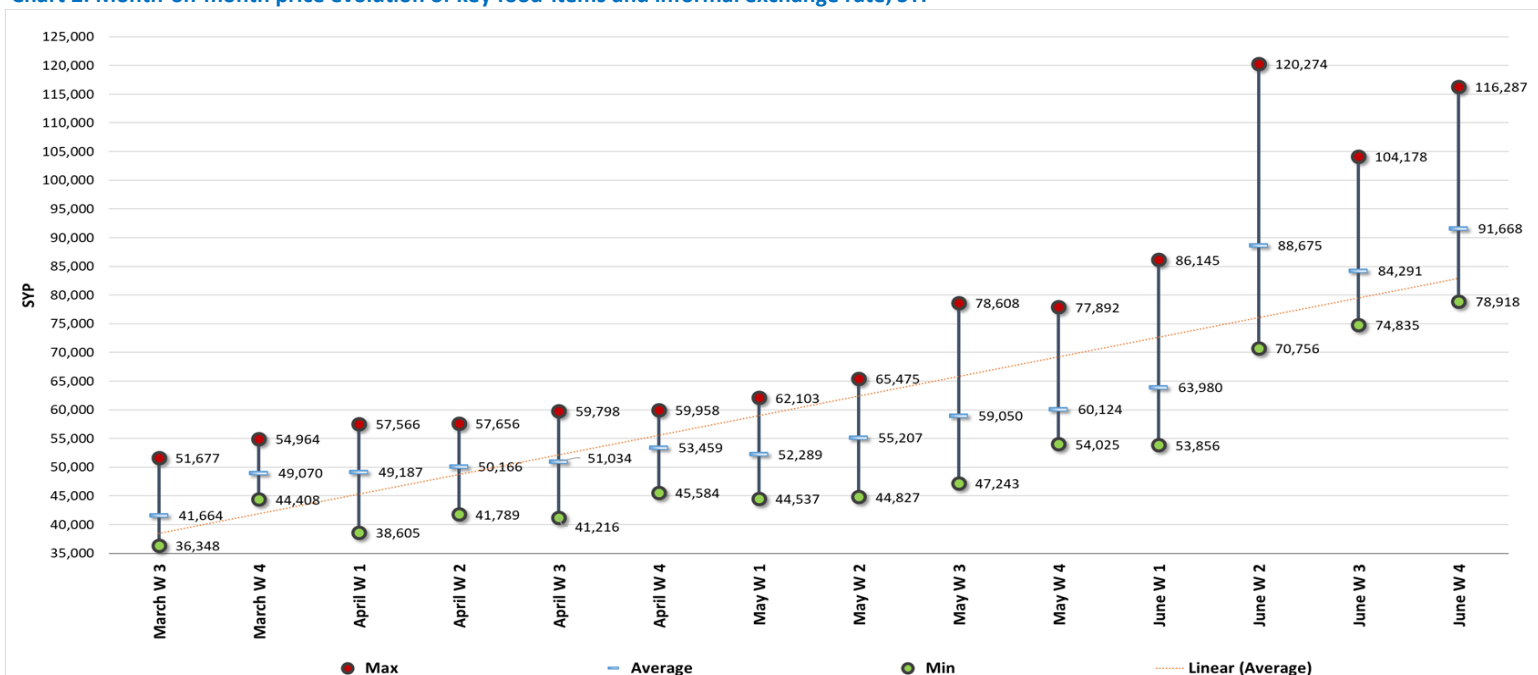
The devaluation of the currency has also led to a number of economic measures that will likely further impact the Syrian economy in the future. For example The Syrian Central Bank announced on 21 June 2020 that as a result of reduced US dollar liquidity, from July 2020 onwards, it would no longer include food in its priority commodities for accessing US dollars. Food imports such as rice, sugar, wheat and vegetable oil, which Syrians heavily consume and traders import/sell, will as a result likely be seeing further price hikes or their importation quantities greatly reduced. Already, The Syrian Ministry of Internal Trade and Consumer Protection (MoITCP) mentioned that as a result of the recent devaluation of the Syrian pound, it would increase the price of subsidised sugar and white rice in its Syria for Trade (SFT) shops. As of July 2020 the price of subsidised sugar in SFT shops has gone up from SYP 350/kg to SYP 800/kg and subsidised white rice also went up from SYP 400/kg to SYP 900/kg.

### Food basket evolution

Chart 2 below clearly outlines the huge price increments experienced across Syria over the past four months and especially in June. Between the first and second weeks of June alone, the national average food basket price increased by 37 percent as a result of the worsening informal exchange rate, hereby causing traders to increase prices of their goods and reduce the volume of commodities they sold. Even though the third week of June saw a slight reduction (down five percent w-o-w) in the national average food basket price, the reduction was overturned in the fourth week of June as prices increased again (up nine percent w-o-w). By the end of June all of Syria's 14 governorates reported monthly average reference food basket price increases.

The gap between the highest and lowest average governorate reference food basket price in June increased by 41 percent compared to May 2020 and stands at a 465 percent wider gap than recorded in June 2019. The national average food basket is now 23.5 times higher than the pre-crisis 5-year monthly average price. This is the highest recorded WFP reference food basket price in Syria since monitoring started (2013). Moreover, WFP's national average reference food basket, a group of basic dry goods providing 1,930 kcal a day for a family of five during a month (the basket includes 37 kg bread, 19 kg rice, 19 kg lentils, 5 kg of sugar, and 7 litres of vegetable oil), costing on average SYP 84,095 in June, is now more expensive than the highest paid official government monthly salary of SYP 80,240. Outlining the serious deterioration of purchasing power in Syria over the last eight months. In October 2019, WFP's national average reference food basket was SYP 25,424.

Chart 2: Month-on-month price evolution of key food-items and informal exchange rate, SYP



Source: WFP Field Offices

**Legend on regions of analysis:** 'Northwest' = Aleppo; 'Cross-border' = Idleb & North Aleppo (A'zaz, Atarib & Afrin); 'Coastal' = Lattakia & Tartous; 'Northeast' = Ar-Raqqah, Al-Hasakeh & Deir-ez-Zor; 'Middle' = Damascus, Rural Damascus, Hama & Homs; and 'South' = Dar'a, As-Sweida & Quneitra.

## Staple cereals retail prices

### Wheat Flour

In June 2020, the national average retail price of wheat flour throughout Syria increased by 46 percent m-o-m and by 230 percent y-o-y, reaching SYP 939/kg. The highest recorded wheat flour price was in Al-Hasakeh (up 37 percent m-o-m) reaching SYP 1,217/kg, followed by Dar'a (up 48 percent m-o-m) reaching SYP 1,026/kg - Chart 3. The lowest average wheat flour price was recorded in Idleb at SYP 810/kg (up 43 percent m-o-m), followed by Aleppo at SYP 824/kg (up 43 percent m-o-m).

Broken down by regions, South Syria reported the highest retail price at SYP 1,031/Kg (up 47 percent m-o-m), followed by northeast Syria at SYP 995/kg (up 37 percent m-o-m), while cross-border areas reported the lowest retail price at SYP 796/kg (up 39 percent m-o-m), followed by the coastal region of Syria at SYP 859/kg (up 33 percent m-o-m).

### Rice

The national average retail price of Egyptian white rice increased by 40 percent since May 2020 and by 252 percent since June 2019, reaching SYP 1,423/kg in June 2020. The highest m-o-m price was reported in Quneitra at SYP 1,773/kg (up 72 percent m-o-m), followed by Rural Damascus at SYP 1,648/kg (up 50 percent m-o-m). The lowest price was reported in Hama at SYP 1,161/kg (up 22 percent m-o-m), followed by Homs at SYP 1,171/kg (up 23 percent m-o-m).

The southern region reported the highest price at SYP 1,610/kg (up 36 percent m-o-m), while the coastal region reported the lowest price of white rice at SYP 1,216/kg (up 28 percent) - Chart 4.

### Bulgur

The national average price of bulgur was SYP 1,135/kg representing an increase of 34 percent m-o-m and of 256 percent y-o-y. Al-Hasakeh reported the highest bulgur retail price at SYP 1,392/kg (up 35 percent m-o-m), followed by Rural Damascus at SYP 1,244/kg (up 39 percent m-o-m). The lowest bulgur retail prices were reported in Idleb at SYP 918/kg (up 38 percent m-o-m) and Quneitra at SYP 1,009/kg (up 51 percent m-o-m).

Northeast Syria reported the highest average bulgur price by region at SYP 1,223/kg (up 39 percent m-o-m) and the cross-border region reported the lowest average bulgur price at SYP 967/kg (up 44 percent m-o-m) - Chart 5.

## Bread prices

In June 2020, the national average price of subsidized bread was SYP 60/bundle (1.3kg), down five percent m-o-m. Northeast Syria reported the highest price at SYP 78/bundle, down six percent m-o-m. The decrease in price is linked to the disbanding by the government of agents reselling public bread.

The national average price of a bundle (1.3kg) of commercial bread<sup>2</sup> increased in June by 36 percent m-o-m, reaching SYP 264/bundle. The largest increase was reported in the cross-border areas where the average price increased by 77 percent m-o-m, reaching SYP 1,272/bundle (1.3kg). The increase is a result of wheat flour's price increase due to the worsening informal exchange rate. Bakeries in Idleb had already halved their bread bundle weight to around 700 grams/bundle in the wake of the Turkish incursion into northeast Syria which disrupted the wheat supply route for Idleb.

Chart 3: Retail Prices of Wheat Flour, SYP

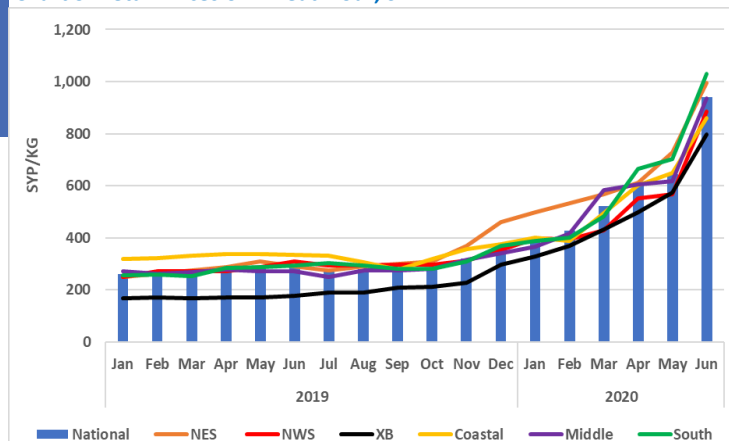


Chart 4: Retail Prices of Rice, SYP

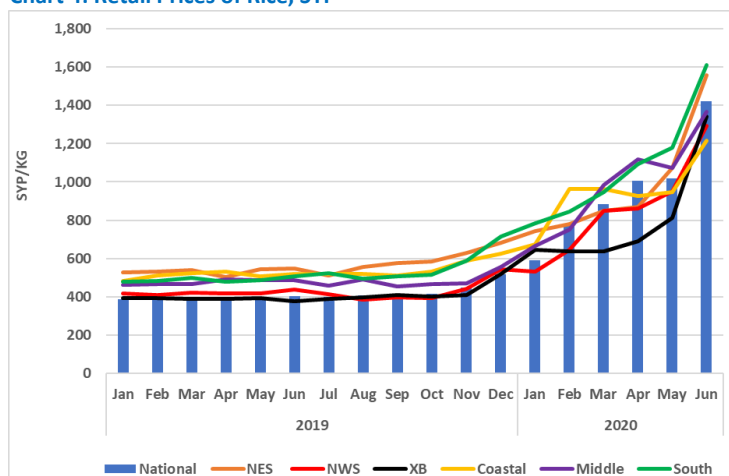


Chart 5: Retail Prices of Bulgur, SYP

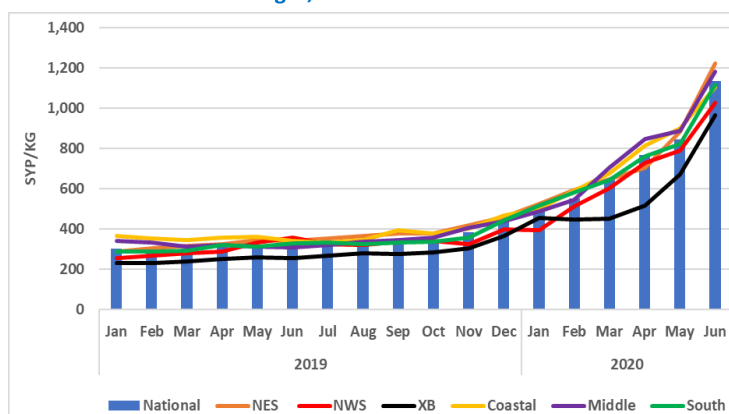
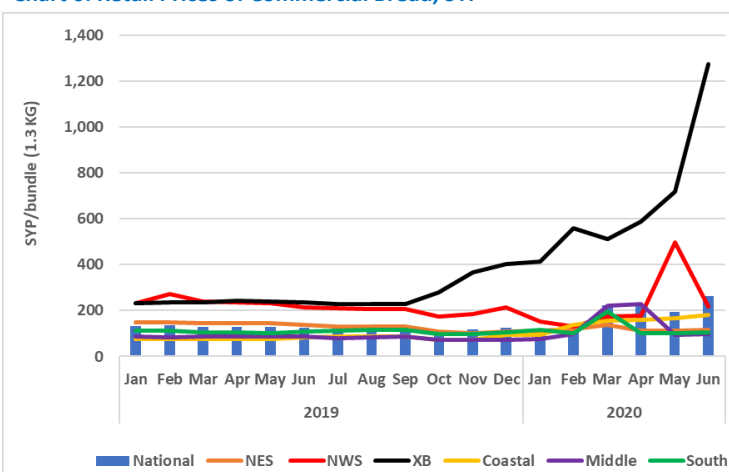


Chart 6: Retail Prices of Commercial Bread, SYP



2. WFP-monitored commercial bread includes resold public bread bundles apart from in XB areas where public bread is not available.



## Exchange Rate

The Syrian pound fluctuated heavily in June depreciating from SYP 1,775/USD on 1 June to SYP 3,200/USD on 8 June to then strengthen and stabilize by the end of June. The informal exchange rate averaged SYP 2,505/USD in June 2020, up 57 percent m-o-m and up 325 percent y-o-y. Due to the heavy fluctuations, on 16 June the Syrian Central Bank devalued the Syrian pound for the second time this year and the third time in less than nine months. The new official exchange rate is 1,250/USD up from SYP 700/USD. The operational UN rate was also increased to SYP 1,250/USD.

The main reasons for the sudden increase in the informal exchange rate are related to the Lebanese financial crisis, the perceived likely impact the intensification of unilateral coercive measures on Syria's business partners through the Caesar Act will have on the Syrian economy, and political disagreements among some of the Syrian elite, which together with the COVID-19 outbreak have further reduced confidence in Syria's economic recovery.

The highest informal monthly average exchange rate was reported in Deir-ez-Zor at SYP 2,759/USD (up 70 percent m-o-m, and 376 percent y-o-y), followed by Idleb at SYP 2,563/USD (up 61 percent m-o-m and up 338 percent y-o-y). The lowest rates were reported in Al-Hasakeh at SYP 2,365/USD (up 45 percent m-o-m and up 303 percent y-o-y), followed by Ar-Raqqa at SYP 2,386/USD (up 47 percent m-o-m and up 314 percent y-o-y) - Table 1.

## Diesel and butane gas prices

In June 2020, the informal national average price of diesel increased by 12 percent since May 2020, reaching SYP 468/litre. Moreover, the informal price remains higher than the formal price (SYP 179/litre) by 162 percent (Chart 7). Idleb reported a big increase in the informal price of diesel at SYP 1,290/litre (up 61 percent m-o-m), followed by Aleppo at SYP 838/refill (up 42 percent m-o-m). The lowest average informal price was still reported in Al-Hasakeh at SYP 150/litre (unchanged m-o-m), followed by Ar-Raqqa at SYP 242/litre (up four percent m-o-m).

Broken down by regions, the highest average informal diesel price was recorded in the cross-border (XB) region at SYP 1,269/litre (up 64 percent m-o-m), followed by northwest Syria at SYP 530/litre (up 12 percent m-o-m). The lowest average informal diesel price was recorded in northeast Syria at SYP 233/litre (up two percent m-o-m), followed by the coastal region at SYP 369/litre (down nine percent m-o-m).

The informal national average price of one butane gas cylinder (25,000 L) increased by two percent m-o-m, reaching SYP 13,985/refill in June 2020. The informal price of butane gas cylinder is higher than the formal price of SYP 2,855/refill by 390 percent (Chart 8).

Quneitra reported the highest informal refill price at SYP 20,750/refill (up 43 percent m-o-m), followed by Dar'a at SYP 18,944/refill (down three percent m-o-m). Al-Hasakeh reported the lowest informal refill price at SYP 6,500/refill (up six percent m-o-m), followed by Ar-Raqqa at SYP 7,708/refill (up five percent m-o-m).

Broken down by regions, the southern region reported the highest informal refill price at SYP 19,257/refill (up 13 percent m-o-m), followed by the cross-border region at SYP 17,812/refill (up 56 percent m-o-m). Northeast Syria reported the lowest informal refill price at SYP 8,042/refill (up four percent m-o-m).

Table 1: Informal market exchange rate, 1 USD to SYP

Governorate	June 2020	% change (m-o-m)	% change (y-o-y)
Aleppo	2,468	55%	325%
Al-Hasakeh	2,365	45%	303%
Ar-Raqqa	2,386	47%	314%
As-Sweida	2,501	61%	323%
Damascus	2,526	58%	329%
Dar'a	2,486	61%	322%
Deir-ez-Zor	2,759	70%	376%
Hama	2,521	52%	323%
Homs	2,531	53%	325%
Idleb	2,563	61%	338%
Lattakia	2,500	57%	317%
Quneitra	2,465	60%	320%
Rural Damascus	2,517	57%	327%
Tartous	2,479	56%	315%
National average	2,505	57%	325%
Official rate	1,250	79%	188%
UN operational rate	1,250	79%	188%

Chart 7: Formal and informal diesel Prices, SYP\*

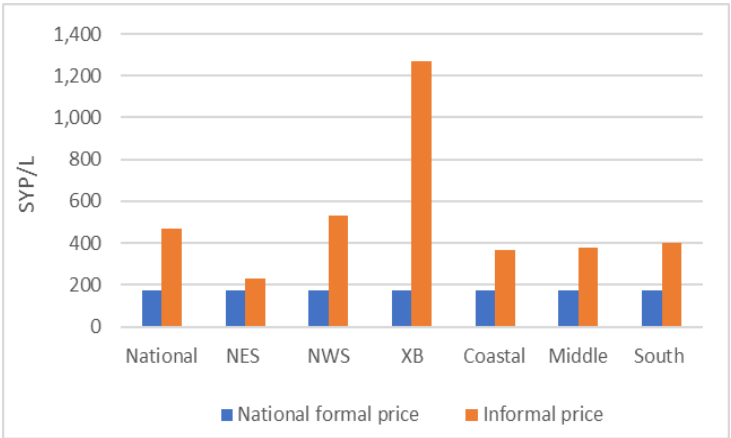
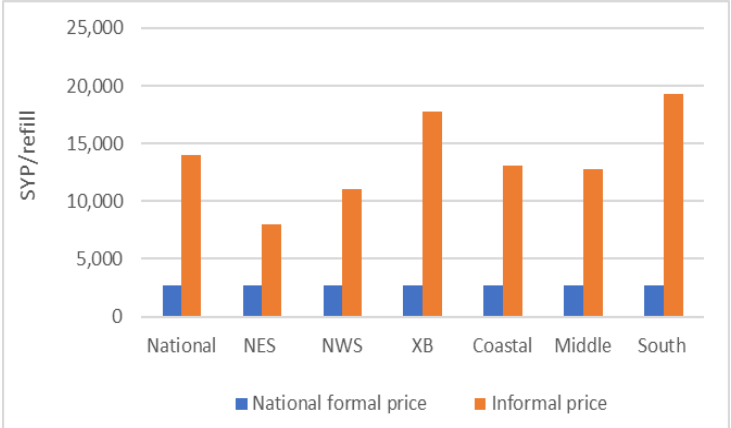


Chart 8: Formal and Informal Butane Gas prices, SYP\*



Source: WFP

\* No formal prices have been reported in the cross border region because there is neither subsidized diesel nor subsidized butane cylinders in the region.

## Terms of Trade (ToT)<sup>3</sup>

### ToT between wage labour and wheat flour

The national average non-skilled labour wage, which represents construction, off-loading and agricultural labour, was SYP 3,702/day in June 2020 (up 16 percent m-o-m). The wage rate was 60 percent above its y-o-y level and 27 percent above levels recorded in February 2020 (Chart 9).

Out of all regions, cross-border areas reported the highest non-skilled labour wage rate at SYP 6,049/day, up by 11 percent m-o-m, followed by coastal areas at SYP 4,313/day, up 38 percent m-o-m.

The national average ToT between wheat flour and wage labour, a proxy indicator for purchasing power, worsened by 20 percent m-o-m. In June 2020 an average unskilled labourer could only buy the equivalent of 3.9 kg of wheat flour with their daily salary compared to 4.95 kg of wheat in May 2020. Highlighting how the price of wheat, and food in general, is increasing by more than wage rate increases. This is the lowest ever recorded national average ToT between wheat flour and unskilled wage labour with the exception of December 2016 when the rate was at 3.7 kg of wheat flour/daily unskilled labour. In comparison in June 2019, the national average daily wage of an unskilled labourer could buy 8.1 kg of wheat flour, more than double the current rate.

### ToT between sheep and wheat flour

The national average price of a two-year old alive male sheep increased to SYP 278,260/sheep in May 2020, up ten percent m-o-m (Chart 11). Rural Damascus reported the highest average price across Syria at SYP 348,649/sheep (up 25 percent m-o-m).

In May 2020, the ToT between an alive two-year old male sheep and wheat flour was 371 kg of wheat flour/sheep (down 14 percent m-o-m). Highlighting a slight worsening in the exchange for livestock owners who could buy on average 14 percent less kgs of wheat flour compared to a month earlier.

Broken down by regions, the cross-border region reported the highest ToT at 545 kg/sheep (up six percent m-o-m). On the other hand, northeast Syria reported the lowest ToT at 291 kg/sheep (down 17 percent m-o-m).

## Prices of COVID-19 related non-food items

At the start of March 2020 WFP started collecting a number of COVID-19 related non-food items on a weekly basis. As can be seen by Table 2, there was a considerable increase in the price of these items compared to the pre-COVID 19 period and the prices of these items remain higher than in February 2020.

Especially the price of masks (up 388 percent), gloves (up 243 percent), hand gel/sanitizer (up 219 percent) and alcohol spray (up 199 percent), registered considerable increases. Even the price of a basic bar of soap increased by 159 percent as a result of the COVID-19 outbreak.

Even though prices of COVID-19 related non-food items remained relatively stable across Syria throughout April and May they nonetheless increased considerably in June (Table 3). Prices by-and-large increased by around 30 to 40 percent on average by end June compared to early June prices. Only the price of surgeon masks increased by less than 10 percent.

3. The ToT are proxy indicators of the purchasing power of households that rely on livestock and/or casual labour as their main source of income for the purchase of cereals from local markets. ToT are important components of food security analysis. Changes in the terms of trade between wages/livestock and staple food commodities are indicative of the trends in purchasing power and the impact on the food security situation of households dependent on food purchases through income from daily wage labour and/or the sale of livestock.

Chart 9: Daily wage for unskilled labour, SYP

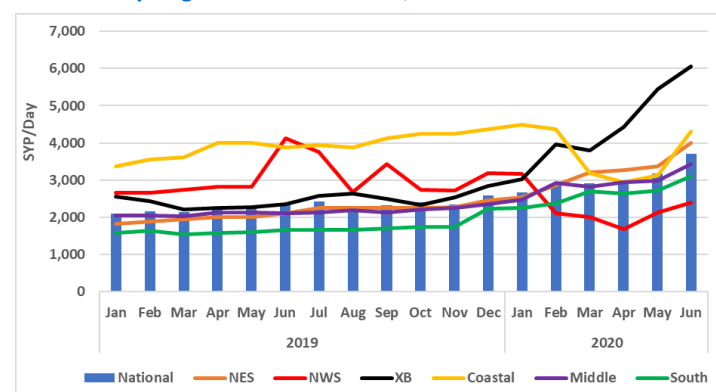


Chart 10: National average ToT between wheat flour and wage labour (2014-2020)

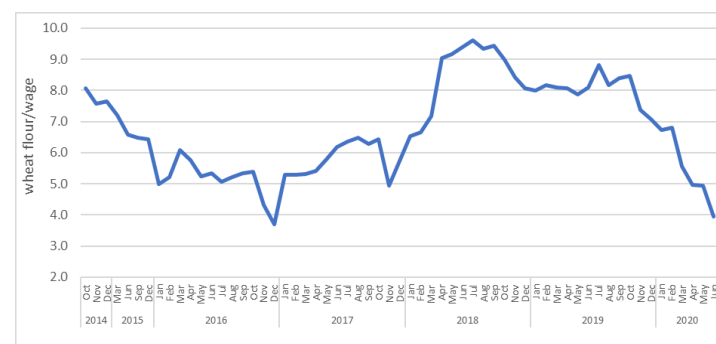


Chart 11: Price of livestock, SYP/one 2Y old sheep

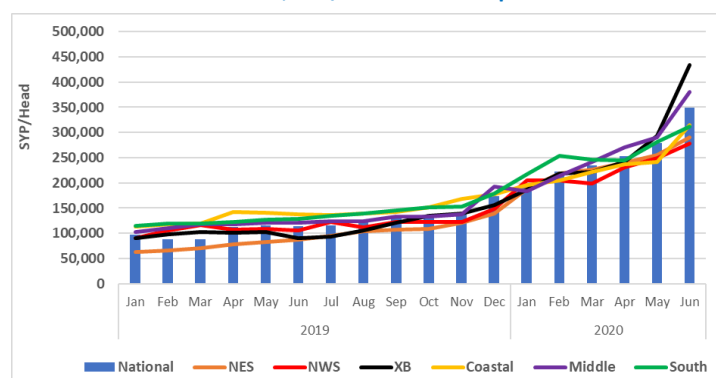


Table 2: Monthly price change for key COVID-19 items

National average	February average (SYP)	June average (SYP)	% Change (June vis-à-vis February)
Surgeon mask	79	386	388%
Gloves (pair)	67	230	243%
Alcohol spray (200 ml)	418	1,249	199%
Bleach bottle (L)	416	997	140%
Hand gel (50 ml)	241	769	219%
Soap bar	149	387	159%

Table 3: Price changes of key COVID-19 items w-o-w in June

June 2020					
National average	Week 1 (SYP)	Week 2 (SYP)	Week 3 (SYP)	Week 4 (SYP)	% Change (week 4 vis-à-vis week 1)
Surgeon mask	356	416	384	388	9%
Gloves (pair)	190	244	238	248	30%
Alcohol spray (200 ml)	1,063	1,357	1,297	1,278	20%
Bleach bottle (L)	741	1,088	1,054	1,106	49%
Hand gel (50 ml)	639	800	772	865	35%
Soap bar	296	418	404	428	45%

Table 4. Market Price of Main Commodities in Syrian Pounds: June 2020

Commodity	Governorate	Current Price	Price change 1M (%)	Price change 6 M (%)	Price change 12 M (%)	Average Change 1M	Average Change 6 M	Average Change 12 M	Commodity	Governorate	Current Price	Price change 1M (%)	Price change 6 M (%)	Price change 12 M (%)	Average Change 1M	Average Change 6 M	Average Change 12 M	
Bread Public (1.3 kg)	Aleppo	51	-15	2	-12	↓	↗	↓	Dates (kg)	Aleppo	2,926	40	196	238	↑	↑	↑	
	Damascus	56	-5	11	11	↓	↗	↗		Damascus	2,850	32	149	196	↑	↑	↑	
	Dar'a	63	-2	14	-8	↓	↗	↓		Dar'a	3,272	35	144	254	↑	↑	↑	
	Deir-ez-Zor	94	-17	25	88	↓	↑	↑		Deir-ez-Zor	2,542	-	121	163	↔	↑	↑	
	Hama	50	-	-	-	↔	↔	↔		Hama	2,710	23	117	171	↗	↑	↑	
	Al-Hasakeh	50	-	-	-	↔	↔	↔		Al-Hasakeh	2,375	30	110	210	↑	↑	↑	
	Homs	50	-	-	-	↔	↔	↔		Homs	2,672	21	114	167	↗	↑	↑	
	Idlib	NA*	-	-	-	↔	↔	↔		Idlib	2,458	20	89	173	↗	↑	↑	
	Lattakia	75	-	50	50	↔	↑	↑		Lattakia	4,500	51	190	350	↑	↑	↑	
	Quneitra	50	-	-	-	↔	↔	↔		Quneitra	3,222	39	135	260	↑	↑	↑	
	Ar-Raqqa	86	1	21	28	↗	↗	↑		Ar-Raqqa	2,831	26	244	233	↑	↑	↑	
	Rural Damascus	61	-3	16	23	↓	↗	↗		Rural Damascus	2,886	30	152	189	↑	↑	↑	
	As-Sweida	50	-	-	-	↔	↔	↔		As-Sweida	2,765	54	104	130	↑	↑	↑	
	Tartous	78	-10	55	55	↓	↑	↑		Tartous	3,900	47	206	290	↑	↑	↑	
Bread Shops (1.3 kg)	Aleppo	725	57	163	213	↑	↑	↑	Diesel (parallel market, L)	Aleppo	838	42	NA	NA	↑	↔	↔	
	Damascus	NA*	-	-	-	↔	↔	↔		Damascus	331	-3	NA	NA	↓	↔	↔	
	Dar'a	150	17	-	-14	↗	↔	↓		Dar'a	417	2	NA	NA	↗	↔	↔	
	Deir-ez-Zor	73	-3	-44	-49	↓	↓	↓		Deir-ez-Zor	304	1	NA	NA	↗	↔	↔	
	Hama	80	7	27	7	↗	↑	↗		Hama	400	-	NA	NA	↔	↔	↔	
	Al-Hasakeh	150	-	19	-	↔	↗	↔		Al-Hasakeh	150	-	NA	NA	↔	↔	↔	
	Homs	80	7	27	7	↗	↑	↗		Homs	400	-	NA	NA	↔	↔	↔	
	Idlib	1,144	57	147	408	↑	↑	↑		Idlib	1,290	61	NA	NA	↑	↔	↔	
	Lattakia	153	17	82	63	↗	↑	↑		Lattakia	363	-17	NA	NA	↓	↔	↔	
	Quneitra	70	-3	2	-13	↓	↗	↓		Quneitra	367	3	NA	NA	↗	↔	↔	
	Ar-Raqqa	108	8	29	-13	↗	↑	↓		Ar-Raqqa	242	4	NA	NA	↗	↔	↔	
	Rural Damascus	142	-	69	42	↔	↑	↑		Rural Damascus	347	-13	NA	NA	↓	↔	↔	
	As-Sweida	100	-	9	14	↔	↗	↗		As-Sweida	429	6	NA	NA	↗	↔	↔	
	Tartous	213	6	102	183	↗	↑	↑		Tartous	375	-	NA	NA	↔	↔	↔	
Bulgur (kg)	Aleppo	1,026	38	167	231	↑	↑	↑	US Dollar exchange rate (parallel market, \$)	Aleppo	2,468	55	189	325	↑	↑	↑	
	Damascus	1,170	36	181	285	↑	↑	↑		Damascus	2,526	58	209	329	↑	↑	↑	
	Dar'a	1,167	30	156	306	↑	↑	↑		Dar'a	2,486	61	184	322	↑	↑	↑	
	Deir-ez-Zor	1,052	41	148	194	↑	↑	↑		Deir-ez-Zor	2,759	70	210	376	↑	↑	↑	
	Hama	1,153	30	168	268	↑	↑	↑		Hama	2,521	52	180	323	↑	↑	↑	
	Al-Hasakeh	1,392	35	183	312	↑	↑	↑		Al-Hasakeh	2,365	45	157	303	↑	↑	↑	
	Homs	1,152	30	168	262	↑	↑	↑		Homs	2,531	53	180	325	↑	↑	↑	
	Idlib	918	38	158	273	↑	↑	↑		Idlib	2,563	61	211	338	↑	↑	↑	
	Lattakia	1,050	17	113	211	↗	↑	↑		Lattakia	2,500	57	180	317	↑	↑	↑	
	Quneitra	1,009	51	141	265	↑	↑	↑		Quneitra	2,465	60	192	320	↑	↑	↑	
	Ar-Raqqa	1,225	40	166	277	↑	↑	↑		Ar-Raqqa	2,386	47	170	314	↑	↑	↑	
	Rural Damascus	1,244	39	166	339	↑	↑	↑		Rural Damascus	2,517	57	210	327	↑	↑	↑	
	As-Sweida	1,173	27	166	145	↑	↑	↑		As-Sweida	2,501	61	173	323	↑	↑	↑	
	Tartous	1,163	28	166	238	↑	↑	↑		Tartous	2,479	56	179	315	↑	↑	↑	
Butane Cylinder (parallel market, 25 kg)	Aleppo	14,014	18	NA	NA	↗	↔	↔	Eggs (carton)	Aleppo	2,222	30	70	130	↑	↑	↑	
	Damascus	15,000	19	NA	NA	↗	↔	↔		Damascus	2,736	15	105	147	↗	↑	↑	
	Dar'a	18,944	-3	NA	NA	↓	↔	↔		Dar'a	2,438	17	69	147	↗	↑	↑	
	Deir-ez-Zor	10,083	1	NA	NA	↗	↔	↔		Deir-ez-Zor	2,588	12	99	114	↗	↑	↑	
	Hama	11,980	-20	NA	NA	↓	↔	↔		Hama	2,380	12	54	96	↗	↑	↑	
	Al-Hasakeh	6,500	6	NA	NA	↗	↔	↔		Al-Hasakeh	2,388	-2	57	90	↓	↑	↑	
	Homs	12,047	-20	NA	NA	↓	↔	↔		Homs	2,391	13	56	80	↗	↑	↑	
	Idlib	17,812	56	NA	NA	↑	↔	↔		Idlib	1,954	48	98	88	↑	↑	↑	
	Lattakia	11,125	-21	NA	NA	↓	↔	↔		Lattakia	2,569	10	71	85	↗	↑	↑	
	Quneitra	20,750	43	NA	NA	↑	↔	↔		Quneitra	2,199	25	55	99	↗	↑	↑	
	Ar-Raqqa	7,708	5	NA	NA	↗	↔	↔		Ar-Raqqa	2,056	-9	55	69	↓	↑	↑	
	Rural Damascus	13,348	-3	NA	NA	↓	↔	↔		Rural Damascus	2,655	15	94	149	↗	↑	↑	
	As-Sweida	17,208	18	NA	NA	↗	↔	↔		As-Sweida	2,533	5	92	114	↗	↑	↑	
	Tartous	15,000	2	NA	NA	↗	↔	↔		Tartous	2,663	15	78	122	↗	↑	↑	
Cheese (kg)	Aleppo	2,851	33	58	127	↑	↑	↑	Eggplant (1 kg)	Aleppo	487	3	58	118	↗	↑	↑	
	Damascus	2,276	22	70	77	↗	↑	↑		Damascus	574	-10	152	89	↓	↑	↑	
	Dar'a	2,175	29	50	123	↑	↑	↑		Dar'a	319	-19	63	5	↓	↑	↗	
	Deir-ez-Zor	2,467	8	67	118	↗	↑	↑		Deir-ez-Zor	317	-29	58	10	↓	↑	↗	
	Hama	2,469	24	45	109	↗	↑	↑		Hama	360	-24	140	35	↓	↑	↑	
	Al-Hasakeh	2,046	47	19	74	↑	↗	↑		Al-Hasakeh	554	1	64	80	↗	↑	↑	
	Homs	2,506	26	48	100	↑	↑	↑		Homs	359	-25	139	54	↓	↑	↑	
	Idlib	2,200	17	58	94	↗	↑	↑		Idlib	831	17	95	168	↗	↑	↑	
	Lattakia	3,450	10	64	149	↗	↑	↑		Lattakia	500	-17	-13	29	↓	↓	↑	
	Quneitra	3,000	53	133	370	↑	↑	↑		Quneitra	339	-11	32	67	↓	↑	↑	
	Ar-Raqqa	2,825	24	28	146	↗	↑	↑		Ar-Raqqa	664	-2	99	232	↓	↑	↑	
	Rural Damascus	2,195	28	63	79	↑	↑	↑		Rural Damascus	528	-9	224	103	↓	↑	↑	
	As-Sweida	2,842	34	97	89	↑	↑	↑		As-Sweida	317	-37	49	-20	↓	↑	↓	
	Tartous	3,625	32	73	190	↑	↑	↑		Tartous	400	-3	52	33	↓	↑	↑	
	Chick Peas (kg)	Aleppo	846	47	73	89	↑	↑	↑	Fish (tuna, canned) - 100 gm	Aleppo	1,046	63	133	217	↑	↑	↑
Damascus		1,182	40	135	87	↑	↑	↑	Damascus		1,576	98	230	309	↑	↑	↑	
Dar'a		864	29	106	64	↑	↑	↑	Dar'a		1,564	97	188	305	↑	↑	↑	
Deir-ez-Zor		1,179	38	114	113	↑	↑	↑	Deir-ez-Zor		1,379	81	208	230	↑	↑	↑	
Hama		2,111	169	322	209	↑	↑	↑	Hama		1,816	91	250	337	↑	↑	↑	
Al-Hasakeh		1,658	63	152	240	↑	↑	↑	Al-Hasakeh		1,942	116	259	492	↑	↑	↑	
Homs		2,132	170	329	205	↑	↑	↑	Homs		1,811	89	249	336	↑	↑	↑	
Idlib		699	19	29	71	↗	↑	↑	Idlib		982	33	78	184	↑	↑	↑	
Lattakia		1,313	33	176	200	↑	↑	↑	Lattakia		1,813	133	222	319	↑	↑	↑	
Quneitra		985	82	163	217	↑	↑	↑	Quneitra		1,544	92	240	410	↑	↑	↑	
Ar-Raqqa		1,425	46	147	185	↑	↑	↑	Ar-Raqqa		1,447	60	177	310	↑	↑	↑	
Rural Damascus		1,145	27	93	95	↑	↑	↑	Rural Damascus		1,679	118	221	344	↑	↑	↑	
As-Sweida		1,235	60	123	98	↑	↑	↑	As-Sweida		1,348	66	156	214	↑	↑	↑	
Tartous		1,269	10	105	182	↗	↑	↑	Tartous		1,463	75	182	238	↑	↑	↑	
Key:	↑	Price increase equal to or greater than 25 percent							* Key for unskilled labor wage:	↑	Wage increase equal to or greater than 25 percent							
	↗	Price increase between 0.1 and 25 percent								↗	Wage increase between 0.1 and 25 percent							
	↔	No price change								↔	No wage change							
	↓	Price decrease below normal price fluctuation								↓	Wage decrease below normal wage fluctuation							
	NA* There is no subsidized bread																	

Commodity	Governorate	Current Price	Price change	Price change	Price change	Average Change	Average Change	Average Change	Commodity	Governorate	Current Price	Price change	Price change	Price change	Average Change	Average Change	Average Change
			1M (%)	6 M (%)	12 M (%)	1M	6 M	12 M				1M (%)	6 M (%)	12 M (%)	1M	6 M	12 M
Iodised salt [kg]	Aleppo	482	53	137	223	↑	↑	↑	Sheep 2yr old Male	Aleppo	343,357	26	134	253	↑	↑	↑
	Damascus	133	24	1	12	↗	↗	↗		Damascus	444,667	40	223	273	↑	↑	↑
	Dar'a	277	71	99	85	↑	↑	↑		Dar'a	319,167	8	58	110	↗	↑	↑
	Deir-ez-Zor	265	6	165	165	↗	↑	↑		Deir-ez-Zor	293,750	24	98	251	↗	↑	↑
	Hama	509	45	324	239	↑	↑	↑		Hama	338,094	26	50	177	↑	↑	↑
	Al-Hasakeh	288	70	188	188	↑	↑	↑		Al-Hasakeh	288,542	13	116	248	↗	↑	↑
	Homs	514	47	328	242	↑	↑	↑		Homs	339,863	26	54	176	↑	↑	↑
	Idlib	213	59	155	166	↑	↑	↑		Idlib	438,458	55	157	385	↑	↑	↑
	Lattakia	113	-16	-70	13	↓	↓	↗		Lattakia	371,250	57	122	167	↑	↑	↑
	Quneitra	274	93	102	168	↑	↑	↑		Quneitra	330,000	10	98	193	↗	↑	↑
	Ar-Raqqa	271	60	171	171	↑	↑	↑		Ar-Raqqa	288,056	8	111	211	↗	↑	↑
	Rural Damascus	112	6	-19	-4	↗	↓	↓		Rural Damascus	435,958	35	197	266	↑	↑	↑
	As-Sweida	299	49	89	114	↑	↑	↑		As-Sweida	247,708	25	94	146	↗	↑	↑
	Tartous	144	5	-43	64	↗	↓	↑		Tartous	258,750	6	38	90	↗	↑	↑
	Aleppo	1,241	30	198	260	↑	↑	↑		Aleppo	1,332	86	188	362	↑	↑	↑
Lentils [kg]	Damascus	1,260	32	180	244	↑	↑	↑	Sugar [kg]	Damascus	1,279	87	163	341	↑	↑	↑
	Dar'a	1,288	11	243	203	↗	↑	↑		Dar'a	1,238	91	146	326	↑	↑	↑
	Deir-ez-Zor	1,142	66	140	99	↑	↑	↑		Deir-ez-Zor	1,529	94	250	389	↑	↑	↑
	Hama	1,186	15	137	203	↗	↑	↑		Hama	1,211	94	185	360	↑	↑	↑
	Al-Hasakeh	1,563	30	226	317	↑	↑	↑		Al-Hasakeh	1,696	74	218	368	↑	↑	↑
	Homs	1,220	18	145	205	↗	↑	↑		Homs	1,211	93	184	378	↑	↑	↑
	Idlib	1,518	20	194	355	↗	↑	↑		Idlib	1,449	64	155	390	↑	↑	↑
	Lattakia	1,250	16	100	178	↗	↑	↑		Lattakia	1,381	119	225	380	↑	↑	↑
	Quneitra	1,037	44	160	188	↑	↑	↑		Quneitra	1,370	114	191	406	↑	↑	↑
	Ar-Raqqa	1,425	24	118	235	↗	↑	↑		Ar-Raqqa	1,549	57	213	359	↑	↑	↑
	Rural Damascus	1,195	27	160	230	↑	↑	↑		Rural Damascus	1,358	97	203	392	↑	↑	↑
	As-Sweida	1,192	32	178	225	↑	↑	↑		As-Sweida	1,217	84	158	236	↑	↑	↑
	Tartous	1,456	29	143	264	↑	↑	↑		Tartous	1,144	78	161	294	↑	↑	↑
	Aleppo	11,182	38	146	194	↑	↑	↑		Aleppo	457	-27	33	138	↓	↑	↑
	Meat [beef, kg]	Damascus	12,514	38	163	181	↑	↑		↑	Tomato [kg]	Damascus	358	-39	39	13	↓
Dar'a		10,674	24	106	136	↗	↑	↑	Dar'a	291		-52	-13	22	↓	↓	↗
Deir-ez-Zor		9,438	17	99	138	↗	↑	↑	Deir-ez-Zor	320		-49	-2	15	↓	↓	↗
Hama		9,166	12	61	85	↗	↑	↑	Hama	365		-52	-19	50	↓	↓	↑
Al-Hasakeh		11,000	21	96	163	↗	↑	↑	Al-Hasakeh	469		-42	6	73	↓	↗	↑
Homs		9,211	12	63	87	↗	↑	↑	Homs	388		-50	-13	32	↓	↓	↑
Idlib		11,022	47	195	289	↑	↑	↑	Idlib	706		6	49	41	↗	↑	↑
Lattakia		11,000	17	67	120	↗	↑	↑	Lattakia	400		-35	-3	33	↓	↓	↑
Quneitra		12,792	40	140	220	↑	↑	↑	Quneitra	347		-37	27	37	↓	↑	↑
Ar-Raqqa		7,461	16	149	127	↗	↑	↑	Ar-Raqqa	557		-29	92	129	↓	↑	↑
Rural Damascus		10,625	22	104	135	↗	↑	↑	Rural Damascus	458		-37	90	69	↓	↑	↑
As-Sweida		11,875	43	129	150	↑	↑	↑	As-Sweida	425		-42	92	28	↓	↑	↑
Tartous		12,125	27	102	143	↑	↑	↑	Tartous	350		-50	-7	47	↓	↓	↑
Aleppo		1,966	17	123	279	↗	↑	↑	Aleppo	4,440		25	39	18	↗	↑	↗
White beans [kg]		Damascus	2,532	25	136	201	↑	↑	↑	Unskilled Labor wage *		Damascus	5,597	66	125	167	↑
	Dar'a	2,351	23.36	99	840	↗	↑	↑	Dar'a		3,257	9	40	100	↗	↑	↑
	Deir-ez-Zor	2,404	38	221	246	↑	↑	↑	Deir-ez-Zor		3,750	1	25	55	↗	↑	↑
	Hama	2,826	35	146	253	↑	↑	↑	Hama		2,500	0	25	25	↔	↑	↑
	Al-Hasakeh	2,196	21	104	231	↗	↑	↑	Al-Hasakeh		4,104	67	159	183	↑	↑	↑
	Homs	2,866	36	149	222	↑	↑	↑	Homs		2,500	0	25	25	↔	↑	↑
	Idlib	1,476	56	211	533	↑	↑	↑	Idlib		4,931	-8	115	147	↓	↑	↑
	Lattakia	2,619	36	159	238	↑	↑	↑	Lattakia		4,375	35	3	17	↑	↗	↗
	Quneitra	1,957	33	190	136	↑	↑	↑	Quneitra		3,177	33	41	73	↑	↑	↑
	Ar-Raqqa	2,475	17	86	293	↗	↑	↑	Ar-Raqqa		4,125	10	55	68	↗	↑	↑
	Rural Damascus	2,301	21	92	177	↗	↑	↑	Rural Damascus		4,393	15	44	76	↗	↑	↑
	As-Sweida	1,927	24	99	131	↑	↑	↑	As-Sweida		2,500	0	33	69	↔	↑	↑
	Tartous	2,375	36	70	188	↑	↑	↑	Tartous		4,250	42	-6	6	↑	↓	↗
	Aleppo	2,730	74	181	396	↑	↑	↑	Aleppo		824	43	128	188	↑	↑	↑
	Vegetable oil [L]	Damascus	3,026	92	210	367	↑	↑	↑		Wheat Flour [kg]	Damascus	954	32	215	239	↑
Dar'a		3,020	82	153	365	↑	↑	↑	Dar'a	1,026		48	197	242	↑	↑	↑
Deir-ez-Zor		2,996	81	185	349	↑	↑	↑	Deir-ez-Zor	900		38	112	159	↑	↑	↑
Hama		3,002	82	161	377	↑	↑	↑	Hama	933		58	167	239	↑	↑	↑
Al-Hasakeh		2,567	48	156	346	↑	↑	↑	Al-Hasakeh	1,217		37	128	387	↑	↑	↑
Homs		3,017	82	164	357	↑	↑	↑	Homs	950		59	172	270	↑	↑	↑
Idlib		2,093	60	217	335	↑	↑	↑	Idlib	810		43	143	342	↑	↑	↑
Lattakia		2,763	60	126	325	↑	↑	↑	Lattakia	881		31	120	152	↑	↑	↑
Quneitra		3,556	113	233	426	↑	↑	↑	Quneitra	1,016		39	159	285	↑	↑	↑
Ar-Raqqa		2,413	46	199	349	↑	↑	↑	Ar-Raqqa	910		35	110	231	↑	↑	↑
Rural Damascus		3,130	117	214	398	↑	↑	↑	Rural Damascus	902		47	170	219	↑	↑	↑
As-Sweida		2,606	68	50	253	↑	↑	↑	As-Sweida	1,075		59	174	227	↑	↑	↑
Tartous		2,859	78	154	340	↑	↑	↑	Tartous	838		34	139	163	↑	↑	↑
Aleppo		129	-22	34	187	↓	↑	↑	Aleppo	1,476		62	184	NA	↑	↑	↔
Parsley [packet]		Damascus	90	-4	106	133	↓	↑	↑	Pasta [spaghetti]		Damascus	1,301	36	149	NA	↑
	Dar'a	100	0	20	14	↔	↗	↗	Dar'a		1,134	42	64	NA	↑	↑	↔
	Deir-ez-Zor	75	-20	-25	50	↓	↓	↑	Deir-ez-Zor		1,563	11	89	NA	↗	↑	↔
	Hama	119	27	19	137	↑	↗	↑	Hama		1,661	11	213	NA	↗	↑	↔
	Al-Hasakeh	100	0	0	46	↔	↔	↑	Al-Hasakeh		1,548	39	115	NA	↑	↑	↔
	Homs	116	24	20	133	↗	↗	↑	Homs		1,624	8	207	NA	↗	↑	↔
	Idlib	230	-3	206	360	↓	↑	↑	Idlib		1,400	53	323	NA	↑	↑	↔
	Lattakia	119	12	19	19	↗	↗	↗	Lattakia		1,775	11	209	NA	↗	↑	↔
	Quneitra	85	6	117	143	↗	↑	↑	Quneitra		1,074	44	83	NA	↑	↑	↔
	Ar-Raqqa	96	-4	-4	-4	↓	↓	↓	Ar-Raqqa		1,842						