



# Weekly Market Monitor Report

WFP VAM | Food Security Analysis

## Pakistan | 18 August 2020

### HIGHLIGHTS

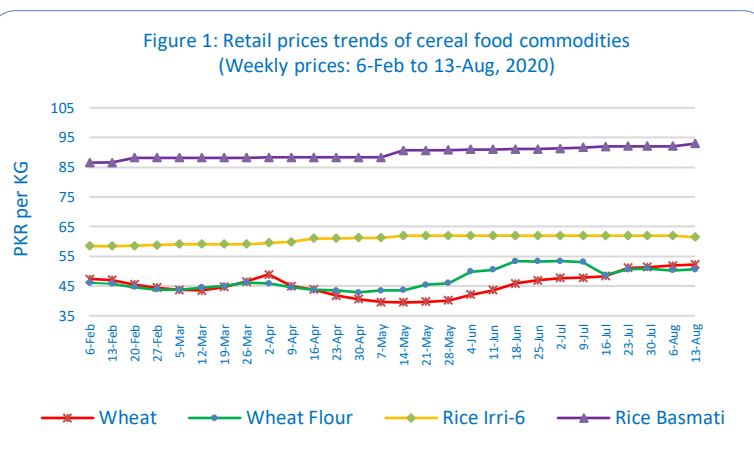
- Weekly average retail prices update as of 13<sup>th</sup> of August 2020 indicates overall the prices of staple cereals and non-cereals foods experienced negligible to slight fluctuations except for a significant decrease in the price of live chicken when compared to the previous week's prices;
- **Cereals:** (wheat, wheat flour, rice *Irri-6* and rice *Basmati*). Overall, the average retail prices of wheat, wheat flour and rice *Basmati* increased negligibly while the price of rice *Irri-6* decreased negligibly when compared to the previous week;
- **Non-cereals:** overall, compared to the previous week, the average retail prices of essential non-cereals registered a slight increase in the price of sugar and a significant decrease in the price of live chicken. Moreover, slight decreases were observed in the prices of eggs and pulses *Moong* and *Mash* along with negligible decreases in the prices of pulses *Gram* and *Masoor*, vegetable ghee and cooking oil when compared to their prices from the previous week;
- The average ToT negligibly decreased by 0.2% from the previous week.

To monitor the impact of COVID-19 on market prices, the average retail prices<sup>1</sup> of cereals and non-cereals essential food commodities across the country's main markets<sup>2</sup> in or near COVID-19 hotspots cities (Gilgit, Mardan, Peshawar, Islamabad, Rawalpindi, Lahore, Dera Ismail Khan, Dera Ghazi Khan, Multan, Sukkur, Karachi and Quetta) were monitored and analyzed. Following are the key points noted:

### Retail prices<sup>3</sup> of cereal food commodities

On 13<sup>th</sup> of August the average retail prices of wheat and wheat flour were recorded at PKR 52.22 and PKR 50.62 per kg, respectively, indicating negligible increases for wheat (0.6%) and wheat flour (0.7%) when compared to their prices from the previous week.

Further, the prices of rice *Irri-6* and rice *Basmati* were recorded at PKR 61.49 and PKR 92.24, respectively, indicating a negligible decrease in the price of rice *Irri-6* (0.8%) and a negligible increase in the price of rice *Basmati* (0.9%) from the previous week, (Figure 1).

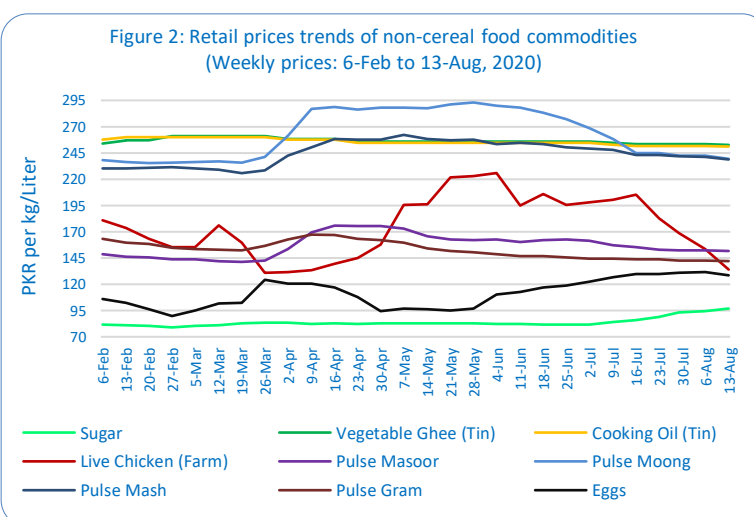


*Notable increases were observed in the price of rice Basmati in Sialkot (14%), wheat in Sukkur (4%) and Quetta (2%) along with increases in the price of wheat flour in Quetta (3%) and Sukkur (2%) this week compared to the previous week. **Quetta and Sukkur are among the COVID hotspot cities.***

### Retail prices<sup>4</sup> of non-cereal food commodities

As of 13<sup>th</sup> of August and when compared with prices from the previous week among the essential non-cereal food commodities, a slight increase was observed in the price of sugar (2.6%).

Further, a significant decrease was observed in the price of live chicken (12.5%) and slight decreases in the prices of eggs (2.2%), pulses *Moong*



<sup>1</sup> Latest available weekly average retail prices of essential food commodities updated on 13 August 2020.

<sup>2</sup> Main markets in following cities: Peshawar, Islamabad, Rawalpindi, Sialkot, Lahore, Multan, Quetta, Sukkur, and Karachi.

<sup>3</sup> Source: Pakistan Bureau of Statistics, Government of Pakistan.

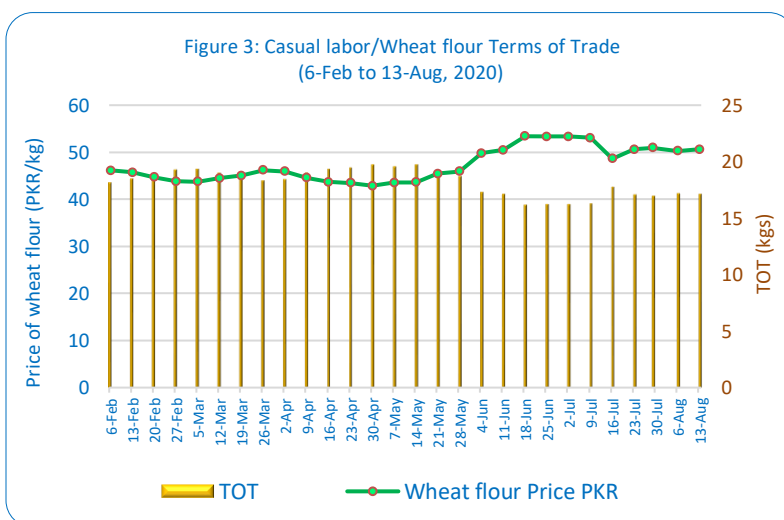
<sup>4</sup> Ibid.

(1.3%) and *Mash* (1%) along with negligible decreases in the prices of pulses Gram (0.3%) and *Masoor* (0.1%), vegetable ghee (0.2%) and cooking oil (0.2%) when compared to their prices from the previous week, (Figure 2).

*Cities with notable increases in the prices of non-cereals food in the week of 13<sup>th</sup> of August compared to the previous week were observed for sugar in Sukkur (5%) and in Islamabad, Rawalpindi, Lahore, Multan, Karachi, Peshawar and Quetta from 1% to 4% along with increases in the prices of pulse Masoor in Multan (2%) and Pulse Moong in Peshawar (2%). **Out of these, Sukkur, Islamabad, Rawalpindi, Lahore, Multan, Karachi, Peshawar Quetta are among the COVID hotspot cities.***

### Terms-of-Trade (ToT)<sup>5</sup>

On 13<sup>th</sup> of August, the average ToT was recorded at 17.15 kg of wheat flour. The ToT negligibly decreased by 0.2% from the previous week, mainly due to a negligible increase in the price of wheat flour from the previous week despite a negligible increase in the average wage rate, (Figure 3).



<sup>5</sup> The ratio of the price of the primary income good relative to the price of the primary expenditure good, it simply measures the purchasing power of a particular livelihood group. In this Bulletin, the Terms of Trade (ToT) between casual unskilled labor wage and wheat flour is applied. This ToT reveals how many kilograms of wheat flour can be purchased with one-day casual unskilled labor wage but does not say how many days a month a laborer can get to cover the family food needs.