

SAVING
LIVES
CHANGING
LIVES



Market Monitor Report

MAF | GDS | WFP VAM | Food Security Analysis

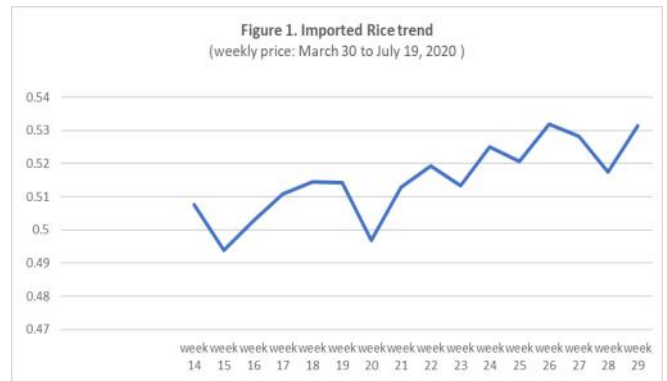
Timor-Leste | Week 28/29 2020 (July 6—July 19)

HIGHLIGHTS

- WFP, in collaboration with the Ministry of Agriculture and Fisheries collected data on week 28/29. Monitoring has been conducted on the price of commodities from 70 retailers and 33 fuel stations in eleven municipalities (Aileu, Ainaro, Baucau, Bobonaro, Covalima, Dili, Ermera, Liquica, Manatuto, Manufahi, and Lautem)
- **Cereals (imported rice, local rice, maize, wheat flour):** Imported rice prices remained at an average range between 0.51 US\$/KG to 0.55 US\$/KG. However, Oecusse region shows rise with the reduced shipping schedule and higher shipping cost at the time of monitoring. Local rice and wheat flour show the minimal fluctuation. And maize price decreased compared to the previous week.
- **Non-Cereal Food:** Overall, prices remained stable with minimal increase if compared to the week 26/27. Beans, tomatoes, potatoes, salt and sugar prices increased whilst sweet potatoes, onion, and chicken price decreased.
- Among the 123 responses from retailers, 91% replied sales of the top 5 commodities sold in the shop stayed the same. Regarding the commodity prices, 127 out of 136 responded that it stayed the same. Markets are slowly recovering from the state of emergency, as the customers' numbers are retrieved from an eased measurement. TL Government subsidies and lowered restriction made commodities from Indonesia available in the markets as well.

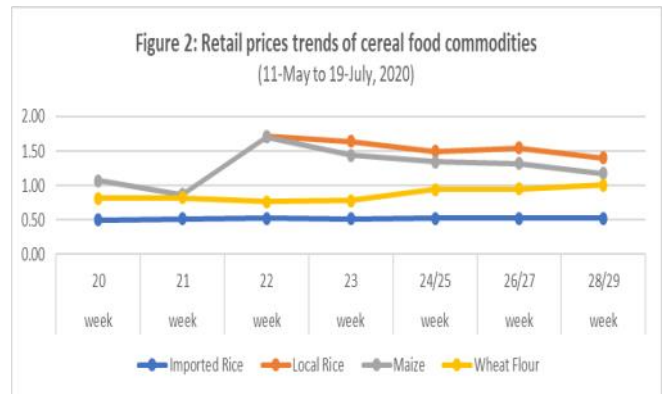
Retail price of imported rice price trend (30 March to 19 July)*

Overall average imported rice price stayed within the stable range between 0.50 US\$/KG to 0.55 US\$/KG. However, the trend from March to July shows the upward curve with a 5% increase. In week 28/29, the average price stayed the same (0.52 US\$/KG) compared to the previous week while retailers in Manufahi and Lautem reported a marginal price increase. Private sectors imported approximately 70,000 Mt of rice in 2020 quarters 1 and 2, which expected to sustain the country's stable rice supply. (figure 1)



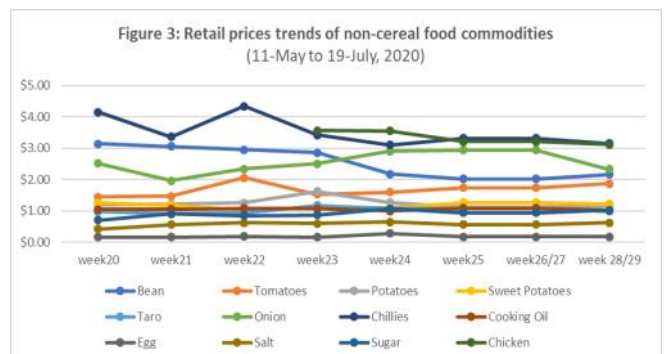
Retail price trends of cereal food

Imported rice, wheat flour, and local rice remained without extreme price changes compared to the previous two weeks. Imported rice (1%), and wheat flour (6%) increased whilst local rice (-9%), and maize (-11%) decreased. (figure 2).



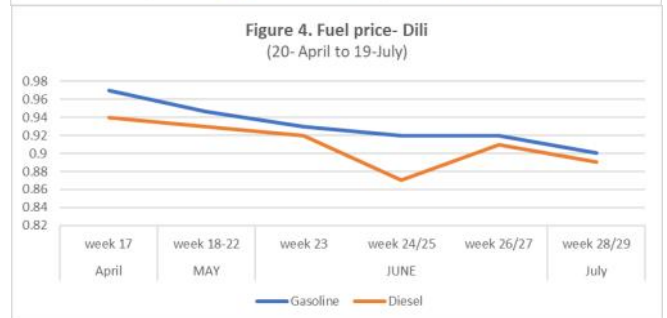
Retail price trends of non-cereal food

Compared to the previous two weeks, in the week 28/29, Bean (7%), Tomatoes (7%), Potatoes (6%), Egg (2%), Salt (9%), and Sugar (8%) noted negligible increased marginally. Chillies (-5%), Taro (-9%), Sweet potatoes (-3%), frozen, whole chicken (-3%) prices decreased. Overall, prices stayed in the stable range with the marginal fluctuation. Retailers reported no particular price changes as commodities from Dili were not increased. Baucau reported less customers in the markets, and Ainaro reported slight increase in potatoes, and beans (figure 3).



Retail price trends of fuel—Dili

Fuel prices saw marginal rise at the beginning of the state of emergency. The price has slowly recovered to less than 1 US\$/Liter during the past three months. In week 28/29, both gasoline and diesel prices decreased by 2% at 0.90 US\$/liter and 0.89 US\$/liter (figure 4).



Open market-Manatuto



Open market-Dili



Open market-Lautem



Open market-Aileu

To monitor the impact of COVID-19 on market prices, the average retail prices of cereals and non-cereals essential food commodities across the country's main markets in the municipal capital level were monitored and analyzed.

Imported rice price are based on the most consumed brand per retailers.

In week 28/29, Oecusse commodity prices were not collected due to internal reason. However, it will be reflected to the week 30/31.

For more info on WFP Timor-Leste please visit <https://www.wfp.org/countries/timor-leste>