



World Food Programme



Weekly Market Price Bulletin

Azraq and Zaatari Refugee Camps

Country Context

Inflation

Annual **+ 0.10%**

Monthly **+ 0.34%**

Sep2020 – DoS (JOR) Based on consumer Price Index.

Population

10.5 Million in 2019

659,673 Syrian refugees:
77,731 in Zaatari camp
37,129 in Azraq camp

*By Department of Statistics -JOR.
UNHCR Data – Sep 2020.*

Unemployment Rate

23% in Q2 2020, compared to 19.2% in Q1 2019.

By Department of Statistics -JOR.

GDP Growth Rate

Jordan's economy grew by 2% year-on-year in 2019. But it is projected to contract significantly to -3.5% in 2020 due to the COVID-19 pandemic (forecast¹).

By World Bank – JOR.

Food Inflation

The cost of food in Jordan increased by 2.4% in Aug 2020 as compared to the same month in 2019.

By Department of Statistics -JOR.

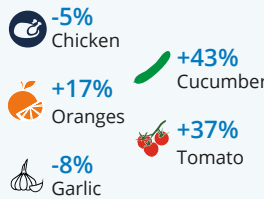
Foreign Exchange Reserves

Foreign Exchange Reserves in Jordan decreased for the consecutive month by 0.02% to 13,872.1 MJOD in Sep from 13,874.4 MJOD in Aug 2020.

By Central Bank -JOR.

National Market Prices

The long-term food price trends for the national market recorded a significant increase (of up to +67 percent for chicken) in the prices for vegetables, fruits, eggs and lamb meat in September 2020 compared with one year ago. Prices of cereals, legumes, dairy products and cooking oil witnessed slight variations that remain within acceptable limits (between ±5 percent). Continuous heat waves and production losses along with import restrictions by the government have driven up the prices for most vegetables and fruits over the course of one year (up to +38 percent for tomatoes). In September, prices of most food items remain unchanged from August except for vegetables and eggs - due to increase in fodder prices- which witnessed a significant increase (up to 43 percent for cucumbers).



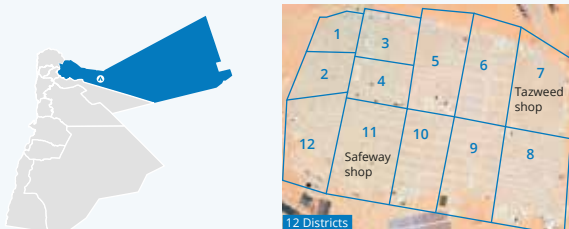
Commodity/Item	Unit	Avg Weekly Prices			Percentage Change*		
		JUL	AUG	SEP	1M	3M	6M
Exchange Rate	USD/JOD	0.71	0.71	0.71	0%	0%	0%
Petroleum Products:							
Diesel	JOD/L	0.47	0.47	0.48	3%	17%	-14%
Cooking gas	JOD/12.5 Kg Cylinder	7	7	7	0%	0%	0%
Petrol gasoline (90)	JOD/L	0.66	0.66	0.68	0%	19%	-15%

* Percentage Change in prices reported for Sep 2020, compared to previous months
Data source: Ministry of Interior, Trade and Supply - Jordan.

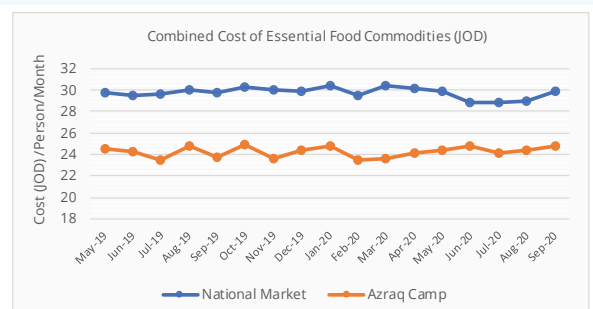
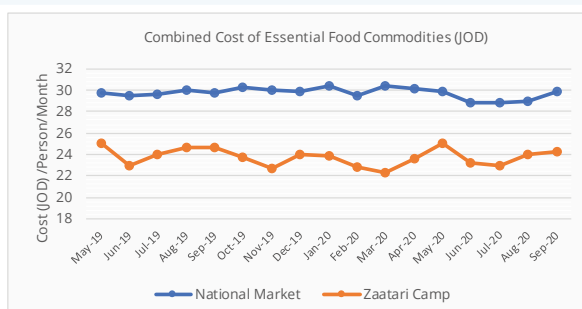
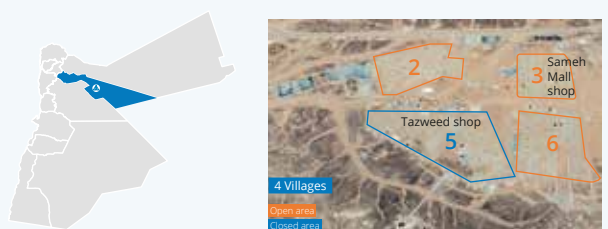
Highlights

- ▶ The combined cost of essential food commodities² in both camps showed an increase of 1.7% in Azraq camp and 1.1% in Zaatari camp (see Figures 1 and 2), compared with the preceding month, mainly driven by higher prices for vegetables and eggs. This basket of essential foods is 4.3% more expensive in Azraq camp than in Zaatari camp, but still well below the national average.
- ▶ In September 2020, prices of some vegetables in both Azraq and Zaatari camps displayed significant spikes ranging from +35% to +55% compared with last month. However, most prices are still below the reference price one year ago.
- ▶ During the reporting period, prices for the cheapest available staple commodities³ witnessed slight to moderate fluctuations ranging from -9% to +15% as compared to August 2020. Despite a temporary price stabilization starting 3 months ago, bulgur and lentils are still the staples that show the most significant long-term price increases.
- ▶ Market prices for protein-rich foods (eggs, tuna, chicken) have fluctuated moderately in both camps. While the price of tuna displayed a considerable decrease, the price of eggs recorded a moderate increase by 14-17% in both camps. While the price of chicken decreased in Zaatari camp, it remained unchanged in Azraq camp.

Zaatari Camp



Azraq Camp



SAVING LIVES
CHANGING LIVES

1 By World Bank assuming significant slowdown in the global and reduced domestic demand during 2020, <http://pubdocs.worldbank.org/en/914661554825485360/mpo-jor.pdf>, accessed on 5 May 2020.
2 Essential food commodities include bread, bulgur, rice, potatoes, salt, chicken, eggs, tuna, cheese, veg, oil, sugar, onions, tomatoes and cucumber.
3 Staple commodities include bulgur, rice, lentils, sugar, veg, oil and wheat flour.

Zaatari Camp

- As in Azraq camp, the prices for vegetables in Zaatari camp witnessed considerable variations (from -12% for onions to +39% for cucumbers) during August 2020 compared with last month. Nevertheless, looking at long-term trends, the prices of cucumbers and tomatoes continued the upward trend from 3 months ago. In addition, both commodities are still more expensive (up to 24% for tomatoes) than one year ago. A positive development is that price of onions and potatoes eased off from last month while the price of apples remained unchanged.
- Prices for the cheapest available staple commodities displayed slight to moderate fluctuations in September 2020 (from -9% for sugar to +15% for wheat flour). A positive development is that prices of lentils and bulgur stabilized over the past 3 months after price hikes earlier this year. However, both commodities are still considerably more expensive (41% and 8% respectively) than 6 months ago.
- Prices for protein-rich foods (eggs, chicken, tuna) in Zaatari camp displayed a considerable decrease from last month (-10% for Tuna), except for eggs for which the price witnessed an increase by 17% and is now 30% more expensive y-o-y.
- Prices of salt and milk powder fell by 2% posting a decrease for the second consecutive month.

Azraq Camp

- During September 2020, prices of vegetables in Azraq camp displayed slight to significant fluctuations (from -1% for onions and potatoes up to +55% for cucumbers) compared with August 2020. The increase in price of some vegetables was in line with the national prices but vegetables in camps remain slightly cheaper. The price of apples eased off, putting an end to an upward trend from 3 months ago.
- Prices of the cheapest available brands of staple commodities witnessed considerable decreases (from -10% for lentils to +1% for veg. oil) during the reporting period. It is noteworthy that the price of bulgur and lentils continued to stabilize after spikes since the beginning of this year.
- Prices of protein-rich foods (eggs, chicken, tuna) continued to display slight to moderate fluctuations during the reporting month. While the price for tuna fell by 4%, the price of eggs increased by 17% whereas the price of chicken remained unchanged. Notably, price of eggs is 25% more expensive from one year ago.
- A positive development is that the prices of salt showed a decrease for the second consecutive month but remains 5% more expensive compared to September 2019.

		Zaatari Camp						Azraq Camp					
Size	Unit	Percentage Change						Percentage Change					
		Price SEP 2020	1 M	3 M	6 M	1 Y	Trend	Price SEP 2020	1 M	3 M	6 M	1 Y	Trend
Cereals/ Grains/ Roots													
Bread	1 Kg	0.32	0%	0%	0%	0%		0.32	0%	0%	0%	0%	
Bulgur	1 Kg	0.65	-3%	-13%	8%	11%		0.81	0%	-11%	8%	13%	
Rice	1 Kg	1.02	0%	12%	-2%	-12%		1.07	0%	5%	-2%	2%	
Wheat Flour	1.5 Kg	0.84	15%	34%	-2%	1%		0.76	-7%	5%	13%	-15%	
Condiments/ Spices													
Salt	0.75 Kg	0.18	-2%	-7%	25%	81%		0.13	-9%	2%	5%	5%	
Legumes/ Nuts													
Lentils	1 Kg	1.13	6%	-6%	41%	29%		1.06	-10%	-15%	38%	35%	
Fruits													
Apples	1 Kg	1.32	0%	-2%	24%	13%		1.06	-14%	-16%	0%	0%	
Meat/ Fish/ Eggs													
Eggs	2 Kg	2.53	17%	13%	25%	30%		2.64	14%	9%	25%	25%	
Whole Chicken	1 Kg	1.47	-7%	-10%	-12%	-21%		1.57	0%	-5%	-8%	-7%	
Tuna	0.185 Kg	0.76	-10%	-3%	1%	-11%		0.89	-4%	12%	18%	8%	
Milk/ Dairy products													
Spread Cheese	8 Pcs	0.41	-6%	1%	4%	-7%		0.33	0%	-21%	-25%	-1%	
Milk Powder	0.8 Kg	2.82	-2%	-13%	16%			2.86	6%	8%	32%		
Oil/ Fat/ Butter													
Vegetable Oil	1.8 L	1.74	1%	3%	8%	8%		1.74	-1%	-5%	1%	-3%	
Sugar/ Sweet													
Sugar	1 Kg	0.43	-9%	-25%	-10%	-29%		0.49	-6%	-13%	-21%	-19%	
Vegetables/ Leaves/ Tubers													
Cucumber	1 Kg	0.61	39%	35%	21%	9%		0.59	55%	52%	38%	-5%	
Onions	1 Kg	0.29	-12%	17%	-34%	-42%		0.34	-1%	-1%	-37%	-36%	
Potatoes	1 Kg	0.53	-6%	49%	24%	-23%		0.52	1%	52%	12%	-17%	
Tomatoes	1 Kg	0.53	35%	51%	21%	24%		0.46	45%	10%	7%	13%	

For more details please contact: Benjamin Scholz, Head of the VAM/M&E Unit: benjamin.scholz@wfp.org | Mohammed Elmahairi, VAM Associate: mohammed.elmahairi@wfp.org

- Main source of data for camps is WFP Market price monitoring through field visits complemented by online data in WFP's Triangulation Database.
 - Methodology: camps reported prices reflect the average collected prices of the cheapest available food commodity in the reported period while the national prices represent the national average prices as received from the Department of Statistics in Jordan.

