



Monthly Market Price Bulletin

Azraq and Zaatari Refugee Camps

Country Context

Inflation

Annual + 0.02%
Monthly + 0.29%

Unemployment Rate

23.9% in Q3 2020, compared to 19.1% in Q1 2019.

Population

10.5 Million in 2019
659,673 Syrian refugees:
41,957 in Azraq camp
77,957 in Zaatari camp

GDP Growth Rate

Jordan's economy grew by 2% year-on-year in 2019. But it is projected to contract significantly to -3.5% in 2020 due to the COVID-19 pandemic (forecast¹).

Food Inflation

The cost of food in Jordan increased by 3.3% in Oct 2020 as compared to the same month in 2019.

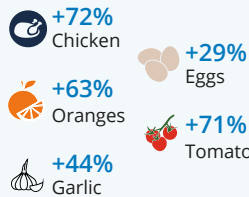
Foreign Exchange Reserves

Foreign Exchange Reserves in Jordan decreased 5.82% for the second consecutive month to 13,064.6m JOD in October from 13,872.1m JOD in September 2020

National Market Prices

Long-term trend analysis for the national market shows that the prices for most vegetables, fruits, eggs and chicken are substantially higher in October 2020 compared to one year ago. Prices of cereals, legumes, dairy products and cooking oil show slight variations that remain within acceptable limits (between ±6 percent). Seasonality along with a decline in local agricultural production have driven up the prices for most vegetables and fruits over the course of one year (up to +71% for tomatoes).

Compared to September, prices of most food items remain unchanged in October, except for vegetables, fruits and eggs. Increased production costs due to cold weather and general lockdown in key agricultural areas are reflected in an increase in the monthly food inflation to over 3%.



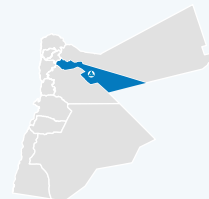
Commodity/Item	Unit	Avg Weekly Prices			Percentage Change*		
		AUG	SEP	OCT	1M	3M	6M
Exchange Rate	USD/JOD	0.71	0.71	0.71	0%	0%	0%
Petroleum Products:							
Diesel	JOD/L	0.47	0.48	0.46	-4%	-1%	-1%
Cooking gas	JOD/12.5 Kg Cylinder	7	7	7	0%	0%	0%
Petrol gasoline (90)	JOD/L	0.66	0.68	0.67	-1%	7%	2%

* Percentage Change in prices reported for Oct 2020, compared to previous months
Data source: Ministry of Interior, Trade and Supply - Jordan.

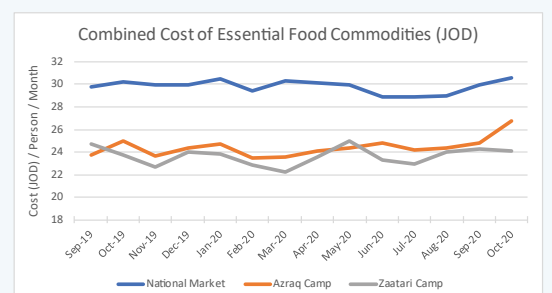
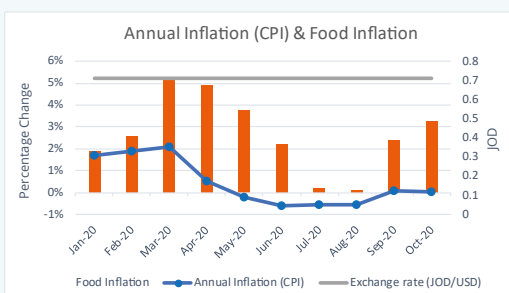
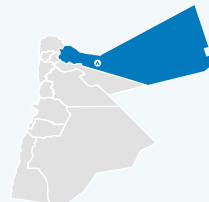
Highlights

- ▶ The combined cost of 15 essential food commodities² increased by 7.8% in Azraq camp and decreased by 0.4% in Zaatari camp (see figures below), compared to the previous month, which was mainly driven by higher prices for vegetables and eggs. This basket of essential foods is 10.9% more expensive in Azraq camp than in Zaatari camp, but still well below the national average. In addition, the basket cost increased during the first week of October in Azraq and Zaatari camps by 2.5% and 3.3% respectively compared with the last week of September.
- ▶ Small households (1-3) are most affected by price increases in both camps, as they receive WFP assistance during the second week when prices reached a monthly high.
- ▶ In October 2020, prices of most vegetables in both Azraq and Zaatari camps displayed slight to significant increases ranging from +1% to +54% compared to last month. However, some prices are still below the reference price of one year ago.
- ▶ During the reporting period, prices for the cheapest available staple commodities witnessed slight to moderate fluctuations ranging from -23% for wheat flour in Zaatari³ camp to +19% for wheat flour in Azraq camp compared to September 2020. Despite a temporary price stabilization starting 3 months ago, lentils are still the staple that show the most significant long-term price increase.
- ▶ Market prices for protein-rich foods (eggs, tuna, chicken) have witnessed slight to significant increases in both camps. While the price of chicken stabilized across both camps, the price of eggs recorded a significant increase by more than 20% from last month.

Azraq Camp



Zaatari Camp



1 By World Bank assuming significant slowdown in the global and reduced domestic demand during 2020, <http://pubdocs.worldbank.org/en/9144661554825485360/mpo-jor.pdf>, accessed on 5 May 2020.
2 Essential food commodities include bread, bulgur, rice, potatoes, salt, chicken, eggs, tuna, cheese, veg, oil, sugar, onions, tomatoes and cucumber.
3 Staple commodities include bulgur, rice, lentils, sugar, veg, oil and wheat flour.

Azraq Camp

- The price of vegetables in Azraq camp displayed a unanimous increase (up to +29% for onions) in October 2020 compared with last month, which was driven by spikes in the national market.
- In October 2020, the price of apples recorded the highest increase since June 2019 and is now 29% more expensive as compared to last month.
- Prices of the cheapest available brands of staple commodities witnessed slight to moderate fluctuations (from -11% for sugar to +19% for wheat flour) during the reporting period. It is noteworthy that the price of wheat flour continued to increase after stabilizing in last month and remains 24% more expensive than one year ago.
- Prices of protein-rich foods (eggs, chicken, tuna) displayed considerable increases through the reporting month. While the price for chicken remained unchanged, the price of eggs and tuna increased by 22% and 9% respectively from September 2020. Notably, the price of eggs is 32% higher than one year ago.
- The price of spread cheese recorded a sharp increase by 19% from last month.

Zaatari Camp

- During October 2020, prices for vegetables in Zaatari camp witnessed considerable variations (from -9% for tomatoes to +54% for onions) compared to last month. Nevertheless, looking at long-term trends, the prices of all vegetables along with apples continued the upward trend from 3 months ago and now the price of cucumbers is now 94% higher than in July 2020. A positive development is that price of tomatoes eased off from last month, though they remain 62% more expensive than during the same month last year.
- Prices for the cheapest available staple commodities continued to fluctuate in October 2020 (from -23% for wheat flour to +5% for sugar) compared with the previous month. The prices of lentils and bulgur displayed a moderate decreases over the past 3 months after price hikes earlier this year. However, lentils are still more expensive (12%) than 6 months ago. The price of cooking oil has been following a steady upward trend, posting another increase (of 4%) during the reporting period.
- Prices for protein-rich foods (eggs, chicken, tuna) in Zaatari camp displayed increases from last month and while the price of chicken and tuna increased by around 3%, the price of eggs witnessed a significant increase by 20% and is now 43% more expensive year-on-year.
- The price of milk powder posted an increase of 14% compared to last month, after easing off for the past two months.

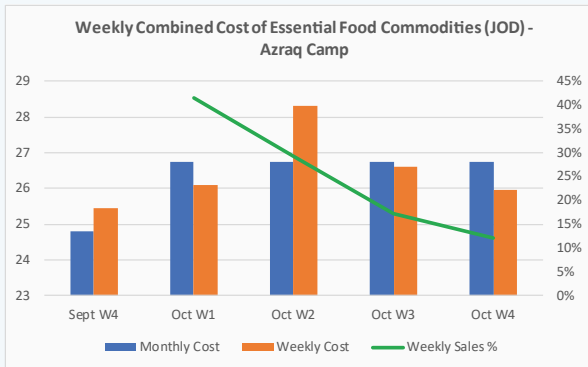
Price change over time for selected food commodities - Azraq & Zaatari camps

	Azraq Camp							Zaatari Camp						
	Size	Unit	Price OCT 2020	Percentage Change				Trend	Price OCT 2020	Percentage Change				Trend
				1 M	3M	6M	1Y			1 M	3M	6M	1Y	
Cereals/ Grains/ Roots														
Bread	1	Kg	0.32	0%	0%	0%	0%		0.32	0%	0%	0%	0%	
Bulgur	1	Kg	0.81	-1%	-16%	-1%	-7%		0.65	0%	-13%	-11%	1%	
Rice	1	Kg	1.24	16%	25%	8%	14%		0.92	-10%	11%	-7%	-12%	
Wheat Flour	1.5	Kg	0.90	19%	5%	26%	24%		0.64	-23%	37%	-5%	7%	
Condiments/ Spices														
Salt	0.75	Kg	0.13	-5%	-33%	0%	0%		0.19	3%	-8%	19%	20%	
Legumes/ Nuts														
Lentils	1	Kg	1.03	-3%	-13%	20%	24%		1.05	-7%	-16%	12%	42%	
Fruits														
Apples	1	Kg	1.36	29%	3%	17%	21%		1.48	12%	11%	17%	-1%	
Meat/ Fish/ Eggs														
Eggs	2	Kg	3.23	22%	37%	30%	32%		3.03	20%	48%	22%	43%	
Whole Chicken	1	Kg	1.56	0%	-15%	-18%	-6%		1.50	2%	-18%	-15%	-9%	
Tuna	0.185	Kg	0.96	9%	12%	16%	15%		0.78	3%	-1%	-5%	-8%	
Milk/ Dairy products														
Spread Cheese	8	Pcs	0.39	19%	22%	24%	17%		0.36	-11%	-10%	-1%	-13%	
Milk Powder	0.8	Kg	2.62	-8%	-7%	14%	0%		3.22	14%	4%	69%	12%	
Oil/ Fat/ Butter														
Vegetable Oil	1.8	L	1.77	2%	-5%	3%	-1%		1.80	4%	7%	10%	14%	
Sugar/ Sweet														
Sugar	1	Kg	0.44	-11%	-23%	-16%	-29%		0.45	5%	-13%	-13%	-34%	
Vegetables/ Leaves/ Tubers														
Cucumber	1	Kg	0.60	1%	86%	20%	7%		0.64	4%	94%	27%	40%	
Onions	1	Kg	0.43	29%	78%	-14%	-20%		0.45	54%	81%	-7%	-16%	
Potatoes	1	Kg	0.53	1%	29%	17%	-30%		0.57	8%	40%	28%	-27%	
Tomatoes	1	Kg	0.59	28%	92%	46%	60%		0.48	-9%	85%	13%	62%	

Weekly Price Trend

Azraq Camp

During the 1st week of October, when most of the assistance was redeemed by beneficiaries in Azraq camp, the price for the basket of 15 essential food commodities was 2.5% higher as compared to the preceding week. However, it remained below the monthly average of October, by 2.4%. Higher prices for rice, lentils, eggs and tomatoes were the main drivers for this increase.



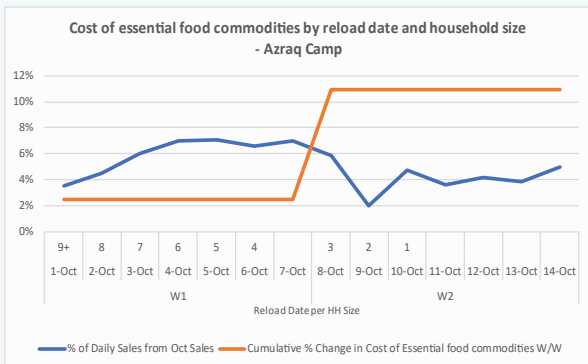
Through October, the 2nd week saw the highest cost for essential food commodities. This is substantial as close to 30% of the total monthly sales volume was handled during the 2nd week. The food commodities behind this increase were spread cheese, cucumbers and bulgur compared with the first week – see table below.

Azraq Camp

Azraq Camp	Oct. W1	Oct. W2	Oct. W3	Oct. W4
Bread	0.0%	0.0%	0.0%	0.0%
Rice	2.1%	0.0%	0.0%	0.0%
Potatoes	-1.0%	0.0%	2.3%	-0.9%
Bulgur	0.0%	0.8%	-0.4%	-2.3%
Salt	0.1%	-0.1%	0.0%	0.1%
Whole Chicken	0.0%	-0.2%	0.1%	-0.3%
Eggs	0.6%	0.0%	0.5%	0.8%
Tuna	0.0%	0.1%	0.0%	-0.1%
Spread Cheese	0.0%	3.1%	-1.8%	0.0%
Vegetable Oil	0.0%	0.0%	0.0%	0.0%
Sugar	-0.6%	0.6%	0.0%	0.0%
Tomatoes	0.8%	0.3%	0.7%	-0.4%
Onions	0.7%	0.0%	0.3%	0.0%
Cucumber	-1.8%	2.0%	-0.6%	-0.7%
Lentils	1.0%	-0.3%	-1.5%	0.6%

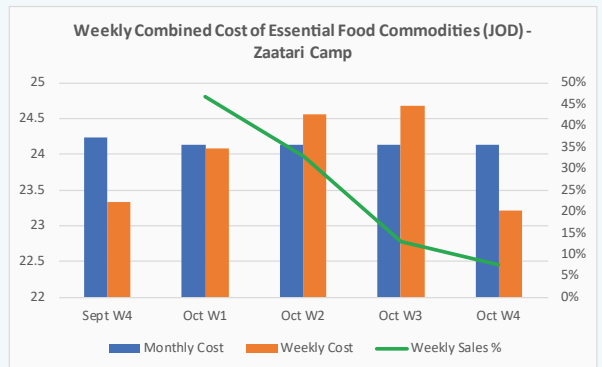
The table shows the weekly % change in the cost of essential food commodities, compared to the previous week

Small households (1-3 members), who received their assistance during the 2nd week of October, were most affected by the cumulative price increase during the 2nd week of October (10.9% compared to the last week of September, see Fig. below).



Zaatari Camp

During the 1st week of October – when most of camp residents redeemed their assistance – the cost of the basket of essential food commodities posted an increase of 3.3% compared to the last week of September but remained below the monthly average of October. Price increases for tomatoes and rice were the main drivers of this increase.



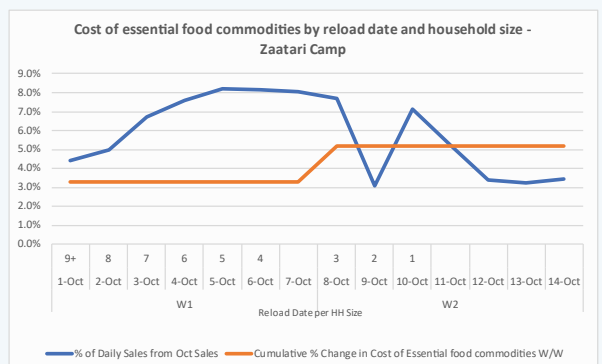
During the third week of October, the highest cost of essential food commodities was recorded, followed by the second week. The key food commodities behind this increase were mostly vegetables – see table below.

Zaatari Camp

Item	Oct. W1	Oct. W2	Oct. W3	Oct. W4
Bread	0.0%	0.0%	0.0%	0.0%
Rice	0.8%	-0.8%	0.0%	-0.1%
Potatoes	-3.5%	2.8%	3.4%	0.0%
Bulgur	0.0%	0.0%	0.0%	0.0%
Salt	0.0%	0.0%	0.0%	0.0%
Whole Chicken	0.1%	0.0%	0.1%	0.1%
Eggs	-0.3%	1.0%	0.0%	0.1%
Tuna	-0.3%	0.3%	0.0%	0.0%
Spread Cheese	0.0%	-0.5%	0.6%	0.0%
Vegetable Oil	0.0%	0.0%	0.0%	0.0%
Sugar	-0.1%	0.0%	0.2%	0.2%
Tomatoes	1.5%	-1.0%	0.7%	-1.9%
Onions	-0.4%	0.5%	2.3%	-0.5%
Cucumber	-1.9%	-0.3%	1.0%	-0.6%
Lentils	0.0%	1.8%	-2.5%	1.9%

The table shows the weekly % change in the cost of essential food commodities, compared to the previous week

As in Azraq Camp, small households (1-3 members), whose WFP assistance was updated during the 2nd week of October, were most affected by the cumulative price increase during the 2nd week of October (5.2% compared to the last week of September, see Fig. below).



For more details please contact: Benjamin Scholz, Head of the VAM/M&E Unit: benjamin.scholz@wfp.org | Mohammed Elmahairi, VAM Associate: mohammed.elmahairi@wfp.org

Main source of data for camps is WFP Market price monitoring through field visits complemented by online data in WFP's Triangulation Database.
Methodology: camps reported prices reflect the average collected prices of the cheapest available food commodity in the reported period while the national prices represent the national average prices as received from the Department of Statistics in Jordan.