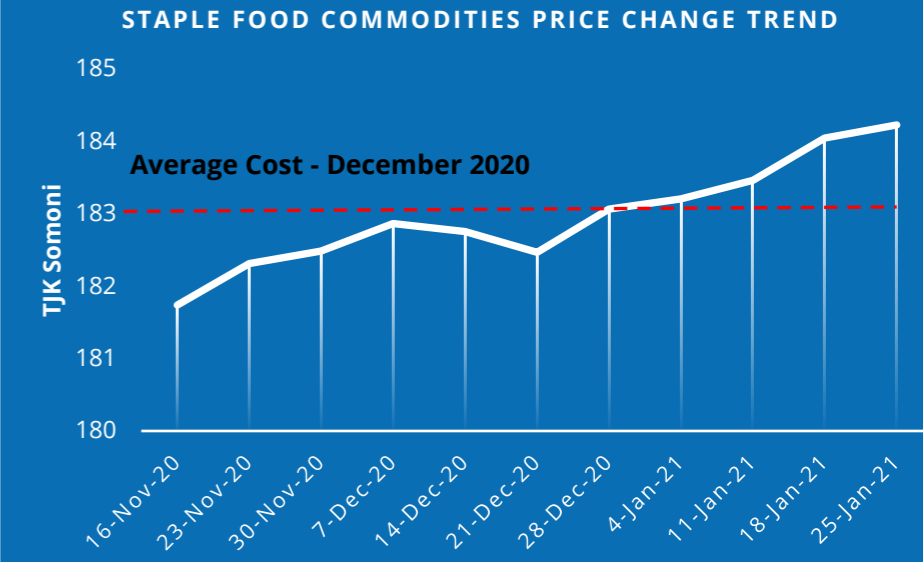


Tajikistan Market Situation Update, # 4

25-29 January 2021


Highlights

- Staple food commodities were available in all monitored food markets during the reporting period.
- Food prices remained high during the reporting week. Compared to December 2019, some food commodities' prices increased in all monitored markets during 2020 of the same month, such as **beef and mutton (2-15.4), vegetable and cotton oils (21-71 percent), onion (2-63 percent), haricot beans (4.2-141 percent), sugar (4.3-49 percent), eggs (16-30 percent), wheat flour- first grade (7-25) and bread (33-108 percent)**. The reason of price inflation for these commodities are due to seasonality, depreciation of Tajik somoni against USD and increased cost for imported commodities purchased from the exporting countries such as Kazakhstan and Russia.

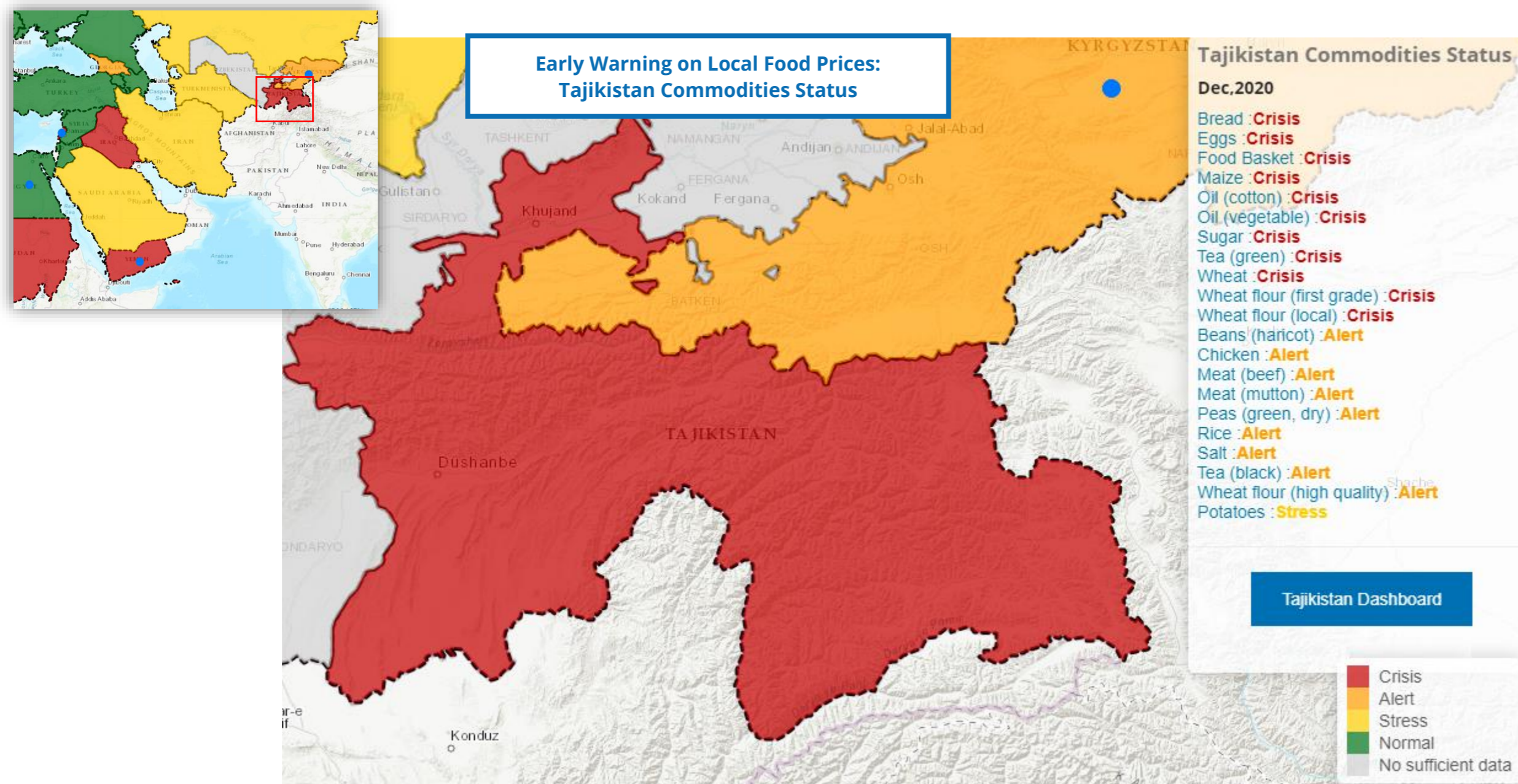
Wheat flour (first	Rice	Potatoes	Onion	Vegetable & Cotton Oil
<p>Prices for wheat flour first grade increased in Bokhtar by 2 percent and decreased in Kulob market by 6 percent, and remained stable in all other monitored markets, compared to previous week.</p> <p>Comparing the current reporting period to the monthly average of December 2020, prices for wheat flour decreased in most monitored markets in the range of 2-5 percent and increased in Gharm market by 2 percent. In Khujand, Bokhtar, Murghab and Isfara markets prices remained stable.</p>	<p>Compared to previous week, rice prices increased in Khujand, Bokhtar, in the range of 5-10 percent, while decreasing in Murghab by 25 percent and remained stable in all other monitored markets.</p> <p>Compared to December 2020 monthly average, prices for rice increased in Khorog, Khujand and Isfara markets in the range of 1-10 percent. Price decrease was reported in Murghab and Bokhtar markets in the range of 2-23 percent, while its prices in the remaining monitored markets stayed stable.</p>	<p>Potatoes prices increased in most monitored markets in the range of 12-27 percent. In Khorog, Gharm, Murghab and Istaravshan markets prices stayed stable, compared to previous week.</p> <p>Compared against monthly average of December 2020, prices for potatoes increased in most monitored markets in the range of 4-30 percent, while its price decreased in Murghab market by 8 percent. Prices for this commodity remained stable in Gharm and Istaravshan markets.</p>	<p>Onion prices remained stable in most monitored markets, compared to previous week. The price for this commodity only increased in Khujand market by 17 percent.</p> <p>Compared to the monthly average of December 2020, prices for onions increased in Murghab, Dushanbe and Bokhtar in the range of 1-25 percent. Price decrease was reported in Khujand, Isfara, Istaravshan and Kulob in the range of 3-12 percent. Prices for this commodity remained stable in Khorog and Gharm markets.</p>	<p>Compared to previous week, prices for vegetable and cotton oils remained stable in most monitored markets. Prices for both commodities increased in Khujand and Kulob markets in the range of 3-9 percent, while decrease for cotton oil was reported in Istaravshan market by 3 percent.</p> <p>Compared with the monthly average of December 2020, prices for vegetable oil increased in Khorog, Murghab, Isfara, Kulob and Bokhtar markets in the range of 1 - 11 percent and decreased in Khujand by 1 percent. In the remaining monitored markets prices stayed stable. Prices for cotton oil increased in Bokhtar, Isfara, Istaravshan and Kulob in the range of 2 - 13 percent and decreased in Khujand and Murghab in the range of 1-5 percent, while remaining stable in all other monitored markets.</p>
Milk & Eggs	Meat Beef & Mutton	Petrol & Diesel	STAPLE FOOD COMMODITIES PRICE CHANGE TREND	
<p>Milk prices remained stable in most monitored markets. Increase in price was reported for milk only in Istaravshan by 3 percent. Prices for eggs increased in Bokhtar and Gharm markets in the range of 2-9 percent and decreased in Istaravshan by 27 percent, while remained stable in all other monitored markets, compared to previous week.</p> <p>Compared to the December 2020 monthly average, prices for milk decreased in Khujand and Istaravshan markets in the range of 2-7 percent and increased in Gharm by 29 percent, while remaining stable in all other monitored markets. Prices for eggs increased in Bokhtar, Isfara and Istaravshan markets in the range of 6-13 percent and decreased in Khujand, Murghab and Kulob by the range of 2-5 percent. Its prices in the remaining monitored markets stayed stable.</p>	<p>Compared to the previous week, prices for both commodities remained stable in most monitored markets. Price changes was only reported for beef in Bokhtar and Dushanbe market that increased by 2 percent.</p> <p>Compared against December 2020 monthly average, prices increased for mutton in Khujand by 4 percent, while remaining stable in all other monitored markets. Beef prices decreased in Murghab market by 2 percent, while increased in Bokhtar, Dushanbe and Isfara by the range of 1 - 2 percent. In the remaining monitored markets prices stayed stable.</p>	<p>Prices remained stable in most monitored markets for petrol, compared to previous week. Increase in petrol prices was reported in Khujand, Bokhtar, Kulob and Istaravshan by the range of 2-13 percent. Price for diesel decreased in Kulob by 4 percent and increased by the range of 5-7 percent in Khujand, Bokhtar, Isfara and Istaravshan, while remaining stable in all other monitored markets.</p> <p>Compared to December 2020 monthly average, prices for petrol increased in most monitored markets in the range of 4-13 percent, and decreased in Khujand by 2 percent, while remaining stable in Khorog, Gharm and Dushanbe markets. Prices for diesel increased in most monitored markets by a range of 2-14 percent and decreased by 4 percent in Kulob. In Khorog, Gharm and Dushanbe markets prices for this commodity remained stable.</p>	 <p>This graph analyses the average aggregate change of prices for ten commodities in the nine monitored markets, comparing the reporting weeks against the previous weeks and monthly average prices of December 2020. The food commodities included here are wheat flour (first grade), potatoes, onion, milk, eggs, vegetable and cotton oil, beef, mutton and rice.</p>	

WEEKLY FOOD MARKET PRICE UPDATE – PERCENT CHANGE BY REGIONAL MARKETS

Commodity	Khorog, GBAO				Khujand, Sughd				Bokhtar, Khatlon				Gharm, DRS				Dushanbe				Murghab, GBAO			
	Current price in TJS	Change from previous period			Current price in TJS	Change from previous period			Current price in TJS	Change from previous period			Current price in TJS	Change from previous period			Current price in TJS	Change from previous period			Current price in TJS	Change from previous period		
		1 week	1 month	1 year		1 week	1 month	1 year		1 week	1 month	1 year		1 week	1 month	1 year		1 week	1 month	1 year		1 week	1 month	1 year
Meat -mutton	46.0	0.0	0.0	15.0	63.0	0.0	3.7	10.5	55.0	0.0	0.0	10.0	49	0.0	0.0	8.8	55.0	0.0	0.0	10.0	43.0	0.0	0.0	
Meat-beef	45.0	0.0	0.0	15.4	50.0	0.0	0.0	-9.1	53.0	1.9	0.5	2.8	49	0.0	0.0	10.2	54.0	1.9	1.9	1.9	42.0	0.0	-1.8	
Chicken	25.0	0.0	0.0	6.4	22.0	4.8	-1.1	-14.4	27.0	3.8	0.0	8.0	35	0.0	0.0	12.4	23.0	0.0	-2.1	6.2	32.0	0.0	6.7	
Vegetable oil	20.0	0.0	1.3	51.9	19.0	5.6	-1.3	35.6	20.0	0.0	2.0	40.0	18.0	0.0	0.0	28.6	18.8	0.0	0.0	70.9	22.0	0.0	2.3	
Cotton Oil	17.0	0.0	0.0	21.4	18.5	2.8	-1.3	48.8	19.8	0.0	9.5	50.7	17	0.0	0.0	31.8	17.6	0.0	0.0	46.7	20.0	0.0	-4.8	
Potatoes	5.0	0.0	4.7	-25.0	4.0	14.3	14.3	33.3	4.0	14.3	15.9	-22.0	4	0.0	0.0	8.2	3.8	11.8	12.6	-25.3	7.1	0.0	-7.7	
Cabbage	3.0	0.0	0.0	-25.0	3.0	50.0	84.6	8.7	2.5	25.0	25.0	0.0	3	0.0	0.0	37.6	2.0	0.0	19.4	-22.2	5.0	0.0	-4.8	
Carrots	3.0	-14.3	0.0	-36.8	1.8	0.0	34.6	-13.3	1.8	-12.5	-3.4	8.4	2.0	0.0	0.0	5.3	2.0	0.0	5.3	26.7	6.0	0.0	-4.0	
Onion	3.0	0.0	0.0	19.5	1.8	16.7	-12.5	6.1	2.0	0.0	2.6	15.0	2.5	0.0	0.0	63.3	2.0	0.0	1.3	2.4	5.0	0.0	25.0	
Milk	6.0	0.0	0.0	0.0	3.5	0.0	-6.7	7.1	4.0	0.0	0.0	0.0	5.0	0.0	29.0	-5.5	5.0	0.0	0.0	0.0	6.0	0.0	0.0	
Eggs	12.0	0.0	0.0	20.0	11.0	0.0	-2.2	25.0	12.4	1.6	6.2	29.8	12.0	9.1	0.0	20.0	11.6	0.0	0.0	16.0	14.0	0.0	-5.1	
Sugar	9.5	0.0	0.0	18.8	8.5	0.0	-2.9	45.8	9.0	0.0	0.0	28.6	9.0	0.0	0.0	28.6	8.5	0.0	-5.6	28.6	12.0	0.0	4.3	
Tea black	33.0	0.0	0.0	10.0	40.0	0.0	0.0	-20.0	43.0	0.0	-0.6	80.2	32.0	0.0	0.0	35.6	38.0	0.0	0.0	6.5	40.0	14.3	6.7	
Tea green	31.5	0.0	0.3	4.7	40.0	0.0	0.0	14.3	46.0	2.2	1.7	88.5	35.0	0.0	0.0	40.0	38.0	0.0	0.0	13.4	45.0	12.5	5.9	
Rice	11.5	0.0	1.1	-14.1	11.0	10.0	7.3	-14.6	13.7	5.4	-3.5	29.1	13.0	0.0	0.0	4.0	13.0	0.0	0.0	7.6	18.0	-25.0	-23.4	
Wheat flour first grade	5.2	0.0	-3.7	21.3	5.0	0.0	0.0	25.0	4.9	2.1	0.0	6.5	5.0	0.0	1.5	9.8	4.9	0.0	-2.0	11.1	5.8	0.0	0.0	
Salt	1.5	0.0	0.0	-25.0	1.0	0.0	0.0	0.0	1.0	0.0	0.0	0.0	1.5	0.0	0.0	50.0	0.5	0.0	0.0	-50.0	4.0	-20.0	0.0	
Bread middle size (150 gr.)	5.0	0.0	0.0	42.9	3.0	0.0	0.0	0.0	2.5	0.0	0.0	108.3	3.0	0.0	4.3	105.7	2.0	0.0	0.0	33.3	5.0	0.0	-4.8	
Dried green peas (mosh)	15.0	0.0	0.0	15.4	13.5	3.8	1.9	-5.4	16.0	0.0	8.5	5.4	15.0	0.0	0.0	38.5	15.0	0.0	0.0	14.2	20.0	0.0	33.3	
Haricot bean (lobiyo)	17.0	0.0	0.0	6.3	16.0	-8.6	0.8	13.4	16.0	0.0	0.0	23.1	16.0	0.0	1.6	36.6	16.0	0.0	0.0	141.3	25.0	0.0	4.2	
Chickpeas (nakhud)	19.1	0.0	0.0	-4.5	17.5	-2.8	1.4	32.7	15.0	0.0	0.0	25.0	17.0	0.0	0.0	-3.7	10.0	0.0	0.0	-24.5	19.0	0.0	28.8	
Petrol	6.4	0.0	0.0	-16.9	6.8	13.3	10.6	-13.4	6.9	1.6	10.4	-12.6	6.4	0.0	0.0	-15.3	5.9	0.0	0.0	-18.1	8.5	0.0	7.9	
Diesel	8.0	0.0	0.0	-17.4	6.5	4.4	4.4	-19.1	6.8	1.5	6.2	-20.0	7.0	0.0	0.0	-16.2	6.2	0.0	0.0	-23.0	9.0	0.0	9.0	
Skilled labor	110.0	0.0	0.0	-21.4	100.0	0.0	0.0	42.9	140.0	0.0	0.0	16.7	65.0	0.0	74.5	-46.8	70.0	0.0	0.0	-20.0	N/A	N/A	N/A	
Unskilled labor	90.0	0.0	0.0	-10.0	60.0	0.0	0.0	0.0	55.0	0.0	0.0	-31.3	25.0	-10.7	-13.8	45.0	60.0	0.0	0.0	-15.8	85.0	0.0	-2.9	
Anti-bacterial wipes	2.5	0.0	-2.9		1.3	0.0	-3.7		1.5	0.0	-14.3		1.5	0.0	0.0		4.0	0.0	0.0		4.0	0.0	0.0	
Face masks	2.5	0.0	0.0		3.0	0.0	0.0		3.0	0.0	0.0		3.0	0.0	0.0		2.0	0.0	0.0		4.0	0.0	-11.1	
Hand sanitizer	0.0	0.0	0.0		21.0	0.0	0.0		18.0	0.0	0.0		20.0	0.0	0.0		18.0	0.0	0.0		23.0	0.0	0.0	
Soap	4.8	0.0	0.0		4.0	0.0	0.0		3.3	0.0	0.0		5.0	0.0	0.0		3.3	0.0	0.0		6.5	8.3	2.0	



Decrease Increase
PRICE CHANGE (%)



Source: WFP Safety Nets Alert Platform; <https://snap.vam.wfp.org/index1.php?country=Tajikistan&short=TJ>

About the Update

WFP Tajikistan has been monitoring food prices in markets across the country, especially to assess effects of COVID-19 on the population's food security situation. Markets monitored include six major markets in Murghab, Khorog, Khujand, Bokhtar, Gharm, and Dushanbe, and three minor markets, Isfara, Istaravshan, and Kulob. The focus is on the main commodities that are consumed by the average population of the country.

During the height of the global pandemic (March to August 2020), prices were collected twice per week and reported upon weekly. As prices stabilized (September – October 2020), collection moved to once per week with a twice per month reporting. With recent (November 2020) prices spikes, WFP Tajikistan has moved back to a weekly report.



WFP Tajikistan – Market Situation Update

The price indicator and categorization used in the map is based on Alert for Price Spikes (ALPS) approach which is a collaborative initiative undertaken by the Centre for Studies and Research on Economic Development (CERDI) and World Food Programme. For details on methodology and price data/analysis, see the WFP's Safety Nets Alert Platform (SNAP) website at <https://snap.vam.wfp.org/main/>.

For the latest information regarding the COVID-19 situation, please access the online map at: <http://unwfp.maps.arcgis.com/apps/opsdashboard/index.html#/2a8a0d7799684f0bb78f6118a7477f1f>