

SAVING
LIVES

CHANGING
LIVES



Chad

Annual Country Report 2020

Country Strategic Plan
2019 - 2023



World Food
Programme

Table of contents

2020 Overview	3
Context and operations & COVID-19 response	7
Risk Management	9
Partnerships	10
CSP Financial Overview	11
Programme Performance	13
Strategic outcome 01	13
Strategic outcome 02	16
Strategic outcome 03	18
Strategic outcome 04	21
Strategic outcome 05	24
Strategic outcome 06	27
Cross-cutting Results	30
Progress towards gender equality	30
Protection and accountability to affected populations	31
Environment	33
Data Notes	33
Figures and Indicators	40
WFP contribution to SDGs	40
Beneficiaries by Sex and Age Group	41
Beneficiaries by Residence Status	42
Beneficiaries by Programme Area	42
Annual Food Transfer	42
Annual Cash Based Transfer and Commodity Voucher	44
Strategic Outcome and Output Results	45
Cross-cutting Indicators	68

2020 Overview

Going into the second year of implementation of its Country Strategic Plan (CSP) 2019-2023, WFP Chad sought greater impact and improved coherence with other humanitarian partners amidst contextual challenges. In line with its five-year strategy, emergency response to crisis-affected populations remained central to WFP's activities, while capacity strengthening, improved coordination, and resilience strengthening interventions grew on gains. Overall, 2.5 million people were reached in 2020, of whom 53 percent were women [1].

Although emergency response activities were heavily impacted by two major crises, COVID-19 and widespread floods, WFP reached 1.4 million people with life-saving food assistance. WFP supported and collaborated with the Government, assessing needs and designing the national response plan. In coordination with the National Food Security Office [2], WFP assisted more than 433,450 affected people across eight provinces in response to the socio-economic impact of COVID-19.

In parallel, unconditional food assistance was provided as part of the lean season response to 378,000 vulnerable Chadians. Malnutrition prevention and treatment activities provided nutritious foods to the most vulnerable children and pregnant and lactating women and girls (PLW/Gs). Moreover, during the peak of COVID-19, alternative take-home rations were provided to vulnerable girls and boys.

As an important outcome of this year's response, close collaboration and improved coordination was recognized by WFP and the Government as an opportunity for a more structured and comprehensive plan for technical assistance and capacity strengthening.

For the assistance to refugees and returnees, a major challenge was funding constraints, especially for cash-based assistance. Floods from heavy rains also affected the country and WFP's operations, rendering some roads inaccessible. During the year, the number of internally displaced persons (IDPs) more than doubled in the province of Lac alone. WFP assured a rapid response in the immediate aftermath of the crisis to the most vulnerable and affected people with specialized nutritious food and, then, integrated them into unconditional resource transfer activities.

In line with the United Nations strategic vision in Chad, WFP seeks development and peace dividends from humanitarian investments, aiming at creating positive synergies for social cohesion among host communities and long-term displaced populations.

The CSP also aspires to transition to resilience strengthening and self-reliance of vulnerable people and increased Government's capacities. As part of this strategy, an increasing number of beneficiaries receiving unconditional assistance during the lean season was supported in creating assets, to consolidate gains and further increase community livelihoods. Combining temporary employment for cash with community assets production, resilience programmes provided a mix of safety nets, covering immediate needs during the peak of the COVID-19 crisis and longer-lasting support to livelihoods.

Livelihood activities implemented considered seasonality, women's and men's capacity to participate in the activities, specific needs and income generated by the assets. Of the 17,000 households participating in Food Assistance for Assets (FFA) activities, over 80 percent were women. A variety of homestead nutrition-sensitive activities was realized and, overall, 1,020 hectares of land were rehabilitated.

Within the resilience programme, WFP continued to provide school feeding, food fortification, and distribution of nutritious food. In partnership with the National Direction of Food Technology and Nutrition [3] and the United Nations Children's Fund (UNICEF), treatment of moderate acute malnutrition programmes were implemented in 450 health centres across five convergence zones. In these areas, nutrition activities were integrated into FFA activities and households were supported to diversify their diet.

WFP also supported local markets to address chronic malnutrition with technical expertise on food transformation, producing and distributing fortified flour and micronutrient powders, and supporting women's groups through provision of processing equipment.

WFP's logistics support to humanitarian partners played a significant role in responding to public health crises. WFP provided medical evacuations, five of which were related to COVID-19. Chad continued to face major public health emergencies, due to malaria and "Chikungunya", and WFP distributed 8.2 million treated mosquito nets across 13 provinces as part of the MILDA project [4]. The United Nations Humanitarian Air Service (UNHAS) built an airstrip and operated its first regular flight [5] from N'Djamena to Bagasola in the Lac province, where humanitarian and development organizations needed faster access to project implementation sites while reducing the risks associated with road travel.

Overall, WFP Chad's CSP is contributing to Sustainable Development Goals 1 (end poverty), 2 (end hunger), 4 (inclusive and qualitative education), 5 (gender equality) and 17 (sustainable partnerships).



2,485,854

Total Beneficiaries in 2020

Estimated number of persons with disabilities: 259,201 (51% Female, 49% Male)

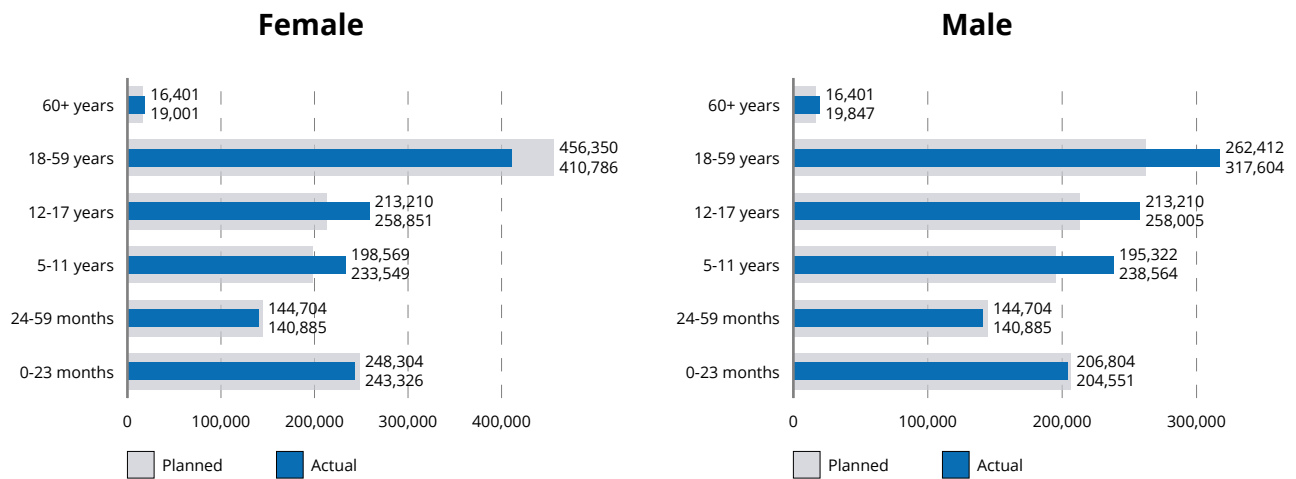


53%
female

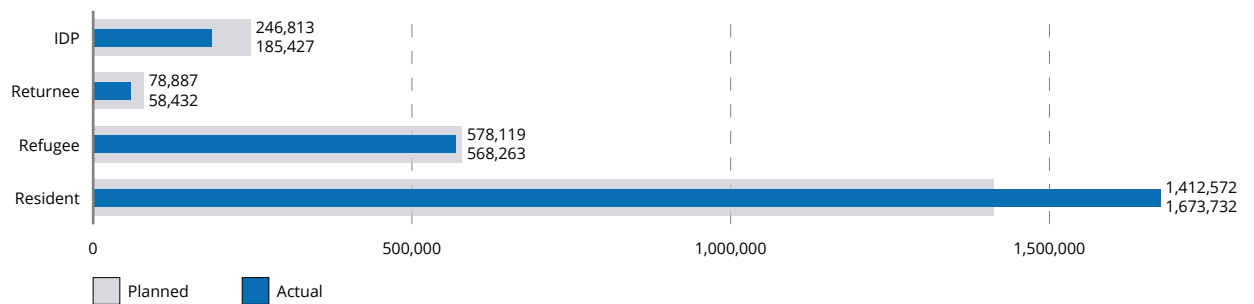


47%
male

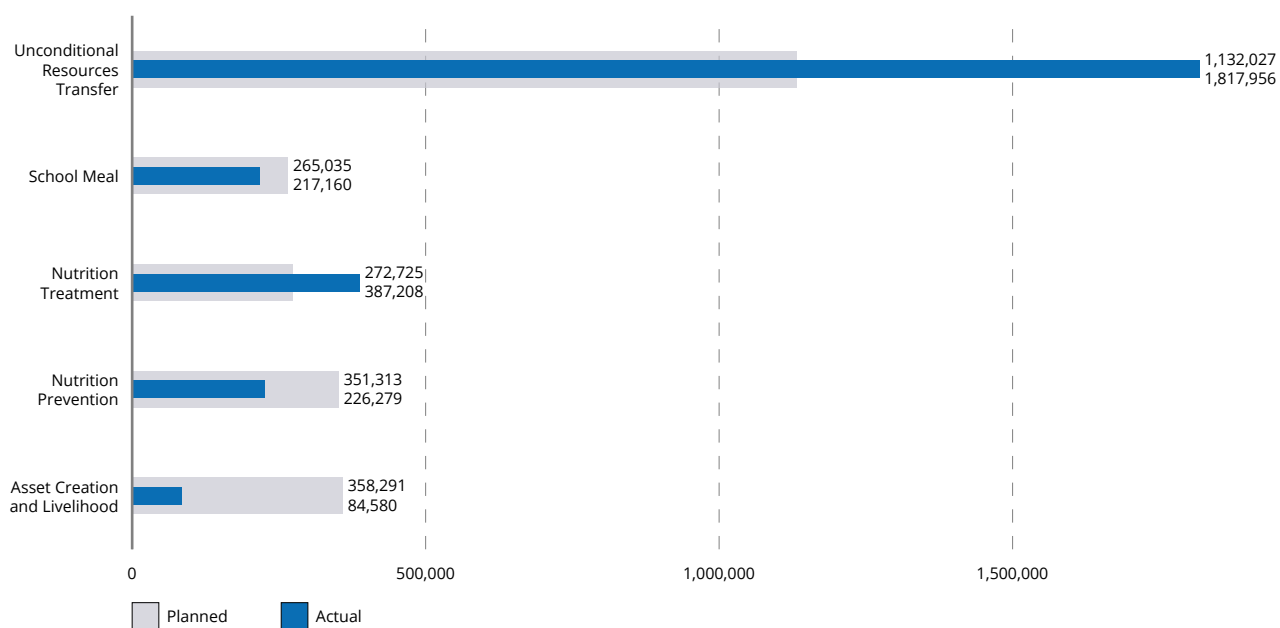
Beneficiaries by Sex and Age Group



Beneficiaries by Residence Status



Beneficiaries by Programme Area



Total Food and CBT

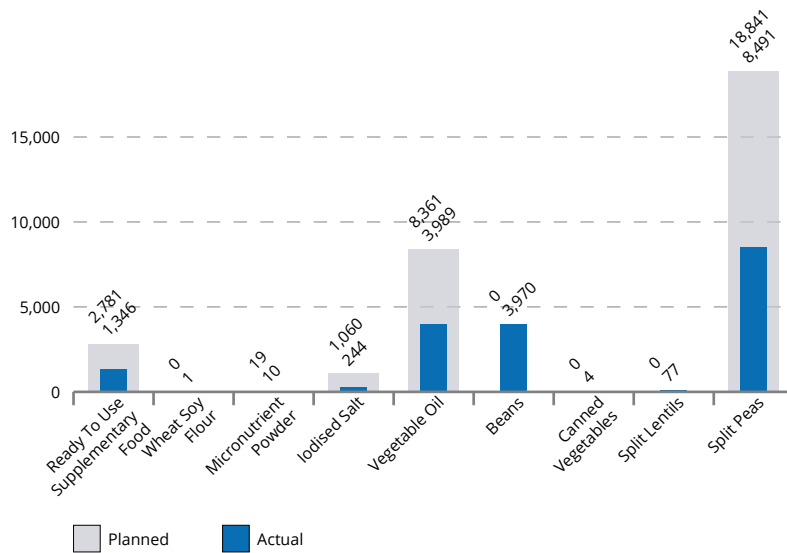
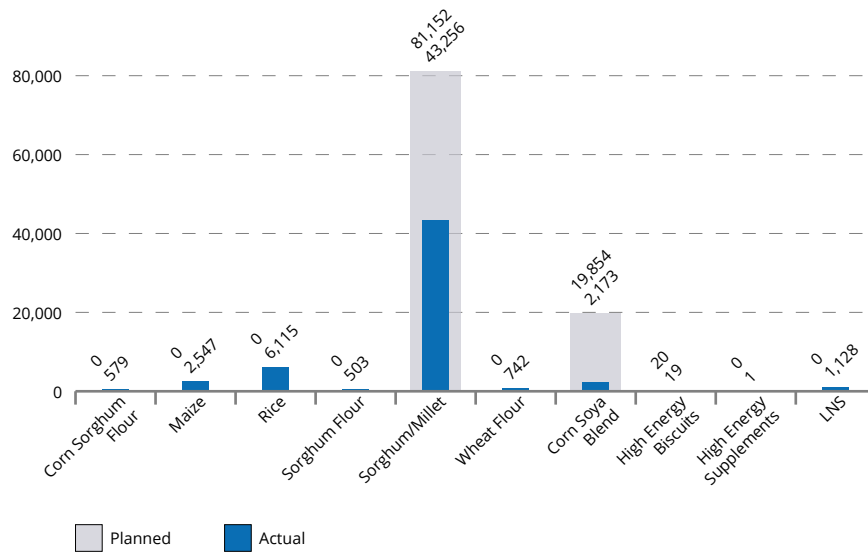


75,195 mt
total actual food transferred in 2020
 of 132,087 mt total planned

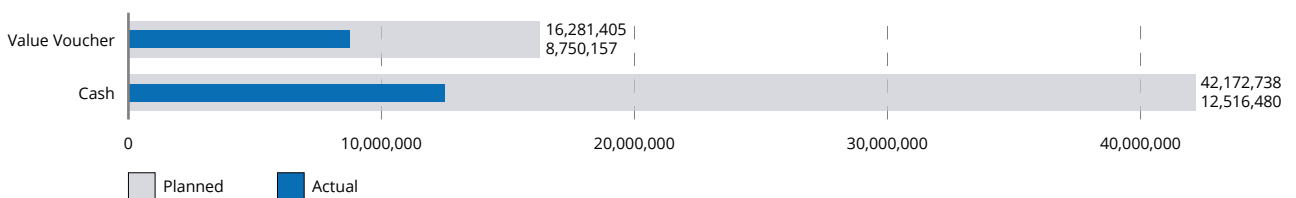


US\$ 21,266,638
total actual cash transferred in 2020
 of \$US 58,454,143 total planned

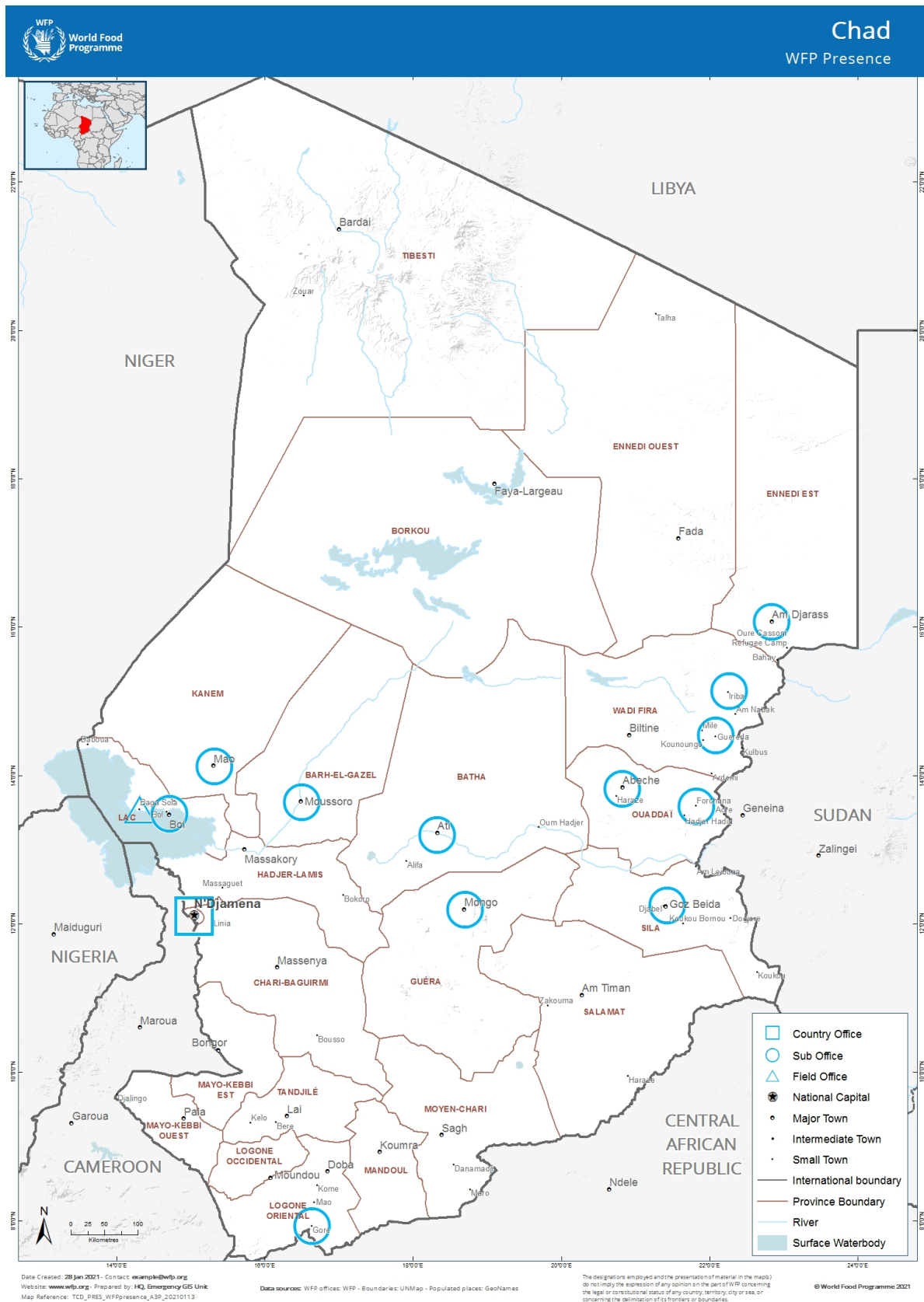
Annual Food Transfer



Annual Cash Based Transfer and Commodity Voucher



Context and operations & COVID-19 response



Chad is an arid, low-income and land-locked country, suffering from chronic food insecurity and alarming levels of hunger. It is ranked last out of 107 countries in the Global Hunger Index and food insecurity worsened by more than 60 percent since 2019 [1]. The provinces in the Sahelian belt are the worst hit by food insecurity during the annual lean season when the country faces food depletion. Chad is also among the world's most vulnerable countries to climate change and suffers from rapid desertification and environmental degradation.



Increasing insecurity in neighbouring countries continues to drive large population movements both internally and externally. With more than 479,000 refugees (close to 10 percent increase since 2019) [2], including Sudanese in the East, Central Africans in the South and Nigerians in the province of Lac, Chad hosts the largest refugee population in the Sahel. Following inter-communal fighting in El-Geneina, over 14,000 people fled Sudan to Chad. Additionally, there are 100,000 Chadian returnees in the province of Lac and the south of the country. The presence and critical needs of these populations put additional pressure on the country's already limited resources.

Moreover, a record-high rainfall in 2020 throughout August to October resulted in significant livelihood losses, especially in the central, eastern and southern parts of the country, affecting 388,000 people [3]. Regions particularly affected include the Lac region, which recorded the highest rainfall in nearly 30 years. Following a declaration of two departments in the Lac province as "war zones" by the Government in March 2020, after non-state armed groups launched deadly attacks on Chadian soil, the effects of the security situation and floods increased the number of internally displaced persons (IDPs) from 169,000 to 336,000 in the Lac Province alone, representing more than half of the region's population [4].

The nutritional situation continues to be of concern, especially in provinces within the Sahelian belt [5]. At the national level, global acute malnutrition prevalence is 12.9 percent, of which 2.9 percent is in the severe form (severe acute malnutrition). Chronic malnutrition is also high, affecting one in three children, while 18 out of 23 provinces have surpassed the threshold of 30 percent in 2020 [6]. Moreover, an increase in endemic diseases was recorded, notably malaria, measles and chikungunya - the latter being a new outbreak that affected the eastern provinces [7].

Meanwhile, access to education remains very limited, especially for girls. Out of children aged 6-11, fifty percent are out of school, and girls represent less than a tenth of children graduating from primary school.

To address these challenges, WFP continues to support the Government's Vision 2030 agenda: 'the Chad we want', which highlights the key national priorities, with pillars on developing human capital, economic growth and poverty reduction. WFP works closely with the Ministry of Agriculture and the Ministry of Plans to strengthen national capacities in emergency preparedness and response. WFP's activities in Chad fall under the crisis response and resilience-building focus areas, in line with the Country Strategy Plan's (CSP) key objectives of providing relief to crisis-affected populations and strengthening livelihoods in areas frequently struck by climate-related events and insecurity.

Contributing towards Sustainable Development Goal (SDG) 2, Strategic Outcome 1 focuses on meeting the basic food requirements of crisis-affected populations, through an integrated package of food and nutritional assistance. Strategic Outcome 2 seeks to ensure access to food to seasonally food-insecure populations and to schoolchildren. Through Strategic Outcome 3, WFP addresses the nutritional status of vulnerable populations in line with national protocols, while under Strategic Outcome 4, WFP provides capacity strengthening and productive assets to vulnerable communities to boost their resilience.

Working towards SDG 17, Strategic Outcomes 5 and 6 focus on strengthening the capacity of national institutions to address food and nutrition insecurity and improve their disaster management capacity, combining technical assistance and the provision of evidence-based analysis. WFP is also contributing to increasing the capacity of the humanitarian community to respond to shocks, through the provision of common services.

COVID-19 Response

In 2020, the strategic outcomes and related activities of the CSP remained the same; however, due to the COVID-19 pandemic, the implementation procedures and processes changed to adapt to the public health measures announced by the Government. WFP also significantly increased the volume and coverage of its emergency interventions by contributing to the national COVID-19 response.

Since Chad reported its first case on 19 March 2020, the Government announced a series of measures, including the closure of borders and strengthening of the National Office for Food Security (ONASA [8]), to limit the spread of the virus and mitigate the socio-economic impacts. A public health emergency was declared on 14 April. As the number of cases decreased, the national measures were progressively removed, including reopening of schools and lifting of travel restrictions between provinces.

The pandemic and related containment measures had major impacts on food security of refugees, IDPs, returnees, and the local population, as well as on WFP's operations. Before COVID-19, it had been estimated that about 1 million people would be food insecure during the lean season. The Food Security Cluster and the Government of Chad recalculated the figure by taking the impact of COVID-19 into consideration, and the number of food-insecure people increased to 2.1 million [9]. Moreover, a joint assessment by WFP and the United Nations Children's Fund (UNICEF) estimated that an additional 744,000 children would be living in families below the national poverty line as a result of COVID-19.

In support of the COVID-19 national response plan, WFP provided food rations to more than 433,000 people affected by the socio-economic impacts of the pandemic across eight provinces, in parallel to the lean season response. Due to



COVID-19 related supply chain disruptions and floods that deteriorated road accessibility, deliveries were delayed, and the lean season response started late (in July) and ended later than expected, in October.

At the request of the Government to support in addressing logistical challenges in the pandemic response, WFP intervened in April by procuring and using its own staff to install mobile storage units to serve as reception centers and clinics across eight regions.

Risk Management

The COVID-19 pandemic impacted WFP's operations in Chad in 2020 due to border closures and restrictions on travel and gatherings. The pandemic heightened existing challenges related to supply chain disruptions and risks related to health, safety and security of WFP staff, partners and beneficiaries. Mitigation measures adopted include:

- an increase in local food purchases;
- prepositioning of food commodities prior to the rainy season;
- introduction of sanitary and social distancing measures across WFP's offices and at distribution sites;
- adjustments to programme implementation;
- scaling up remote monitoring and;
- advocacy and communication to assure continued funding for WFP's operations.

To monitor and address its risks more effectively, WFP conducted regular risk reviews through a consultative process, while initiating work to redefine its risk appetite. Furthermore, WFP conducted a thorough review of all recent oversight recommendations to better manage risks and strengthen the internal control environment. Progress was also made in addressing the outstanding recommendations from the internal audit of WFP Chad's operations in 2019, notably on governance and risk management, programme management, as well as food safety and quality, among other areas. WFP will strengthen its efforts to swiftly address the remaining recommendations throughout 2021.

Partnerships

Through stronger partnerships, WFP is contributing to national priorities to achieve food and nutrition security by strengthening national capacities and systems in emergency and lean-season preparedness, school feeding, nutrition, asset creation and livelihood support, and response and coordination mechanisms. Against the backdrop of COVID-19, WFP worked more closely with the Government to harmonize the COVID-19 and lean season responses with a view to minimizing the effects of the pandemic to the progress made towards 'Vision 2030: The Chad we want' [1].

WFP also strengthened its partnerships with international financial institutions. The tripartite engagement with the Government and the World Bank in recent years materialized into two agreements in 2020, and WFP was chosen as the implementing partner to provide emergency food assistance to Chadians affected by the COVID-19 pandemic in rural areas. Over the past years, WFP has provided technical inputs while collecting and providing data to build the national social registry.

WFP also formalized partnerships with universities for capacity strengthening under Strategic Outcome 4 of the Country Strategic Plan (CSP). Scholarships for five masters' students at the University of N'Djamena were sponsored, to conduct research on technologies and planning tools adopted at the grassroots level as part of WFP's resilience projects. Throughout the CSP, WFP plans to strengthen its role as a promoter of resilience-building, social protection, development, and inter-agency cooperation while striving to maximize synergies with its partners.

Government donors have been WFP's main financial partners to implement the CSP in 2020 and will remain vital partners in advancing humanitarian and development activities. More specifically, WFP will continue to work with its partners towards achieving Sustainable Development Goals 2 (zero hunger) and 17 (partnerships for goals) by 2030, and align its activities to the Humanitarian-Development-Peace nexus approach.

One of the challenges faced is donors' tendency to earmark their contributions by activity, transfer modality and/or geographical area. This earmarking trend, which tends to focus on a single activity of the CSP as opposed to providing support at the strategic outcome level or to the CSP in its entirety (highest level of flexibility) tends to limit WFP from adopting a holistic approach. Earmarking also impedes responding swiftly to changing and evolving situations in a country as vast and diverse as Chad.

Although donors have traditionally earmarked a significant portion of their contributions to support crisis response, the outbreak and spread of COVID-19 made this tendency even more pronounced in 2020. This included several contributions specifically earmarked to COVID-19 and other crisis response activities, at the expense of other emergency responses. WFP continues to advocate for un-earmarked and multi-year funding both of which are required for emergency and resilience activities, to ensure uninterrupted interventions with a long-term outlook and lasting impact.

To achieve 2020 targets, WFP coordinated implementation with 32 cooperating partners, including 24 national and 8 international non-governmental organizations (NGOs). The evaluation tool for emergency food assistance, lean season and COVID-19 responses was adapted to the intervention strategy, to ensure all partners were evaluated based on the project they had to implement. Based on partners' strengths and weaknesses subsequently identified, WFP has been adopting recommendations to strengthen its partnerships with cooperating partners, and to define a more systematic capacity-building plan for cooperating partners in 2021.

WFP is a coordinator of the cash working group, which meets monthly to share experiences and lessons learned with other United Nations (UN) agencies and NGOs on cash programming. WFP also closely collaborates with various UN agencies to implement the CSP, including the United Nations Children's Fund (UNICEF), the Food and Agriculture Organization (FAO), the United Nations High Commissioner for Refugees (UNHCR), the International Organization for Migration (IOM), the World Health Organization (WHO), the United Nations Population Fund (UNFPA), the United Nations Development Programme (UNDP) and the Office of the United Nations High Commissioner for Human Rights (OHCHR).

To reinforce collaboration and coordination, UNICEF and WFP established an integrated approach to child wasting reduction, improved health and nutrition for schoolchildren and resilience building in the Sahel. WFP is also benefiting from the UN Peacebuilding Fund which continues to support collaboration with IOM, UNHCR, FAO, UNICEF, UNDP and OHCHR [2]. Lastly, as part of the UN Country Team, WFP ensures that the CSP's longer-term approaches are embedded within the UN Development Assistance Framework/UN Sustainable Development Cooperation Framework and the Nexus efforts at country level.



CSP Financial Overview

Overall, in 2020, WFP was funded at nearly 90 percent of the year's needs-based plan of the budget. The increase in funding level compared to 2019 [1] is mainly due to additional funding received to implement the COVID-19 response. These contributions were earmarked for Activity 1 of the Country Strategic Plan (CSP), to provide integrated assistance to people affected by the pandemic.

Despite the funding for COVID-19 response, WFP still faced shortfalls for Activity 1 under Strategic Outcome 1 and for Activity 2 under Strategic Outcome 2, due to the high and differing needs generated by the emergency and lean season context in-country. Activity 1 aims to provide an integrated assistance package to crisis-affected people, while Activity 2 aims to provide seasonal food assistance to targeted food-insecure people. The shortfalls were particularly pronounced for cash-based transfers (CBTs) for Central African Republic and Sudanese refugees, planned within Activity 1. Nonetheless, additional funding received at the end of the year for the Lac region helped partially cover the funding gaps.

WFP continued to make use of the change of assistance modality to sustain emergency support to all food-insecure families. Resilience-building and service-provision activities, including nutrition support, asset creation, capacity strengthening to national institutions, logistics services and United Nations Humanitarian Air Service (UNHAS) received sufficient funding. However, within different strategic outcomes, some sub-activities experienced funding constraints throughout 2020.

For example, under Strategic Outcome 2, consistent and flexible funding was limited for school-feeding and nutrition activities to ensure synergy between different activities for an integrated resilience-building approach. Under Strategic Outcome 5, certain capacity-strengthening activities, such as training and support to conduct food security assessments and market studies, continued to be impacted by low funding.

Majority of the contributions WFP received in 2020 were directed multilateral contributions as was the case in 2019. Only one contribution was confirmed at the top level of the CSP. Despite the Grand Bargain commitments, most contributions received were earmarked, namely by activity, sub-activity, beneficiary type and/or geographical area.






















On the other hand, the approval for advance financing from some donors allowed WFP to pre-empt food shortages, by procuring and positioning ahead food commodities needed for different activities. The latter was in anticipation of the long lead time required for production of certain commodities and delivery to landlocked countries such as Chad. This approach ensured timely provision of critical assistance during the lean season as well as in response to the sudden onset of COVID-19.

WFP Chad also benefited from the flexibility of the Global Commodity Management Facility (GCMF) to meet sudden and urgent needs. GCMF is an internal mechanism that enables the advance positioning of food and thereby significantly reduces delivery times. WFP was able to purchase 10,000 mt of rice to preposition ahead of receiving funds from donors. This helped reduce lead times significantly; however, in cases when funding was confirmed late, WFP was not able to access planned stocks.

While WFP continued to depend on its traditional donors, there were some positive developments on emerging donors in 2020. The biggest donor remains the United States of America (USA), whose contribution increased by 52 percent compared to 2019. In addition, WFP received funding from the Government of Chad and the World Bank to respond to the socio-economic impacts of COVID-19. This represents a closer, renewed relationship with international financial institutions.

WFP also received multi-year contributions for resilience-building activities and UNHAS operations from several donors. The top five donors in 2020 were the USA, the Government of Chad (World Bank), Germany, the European Union, and the United Kingdom.

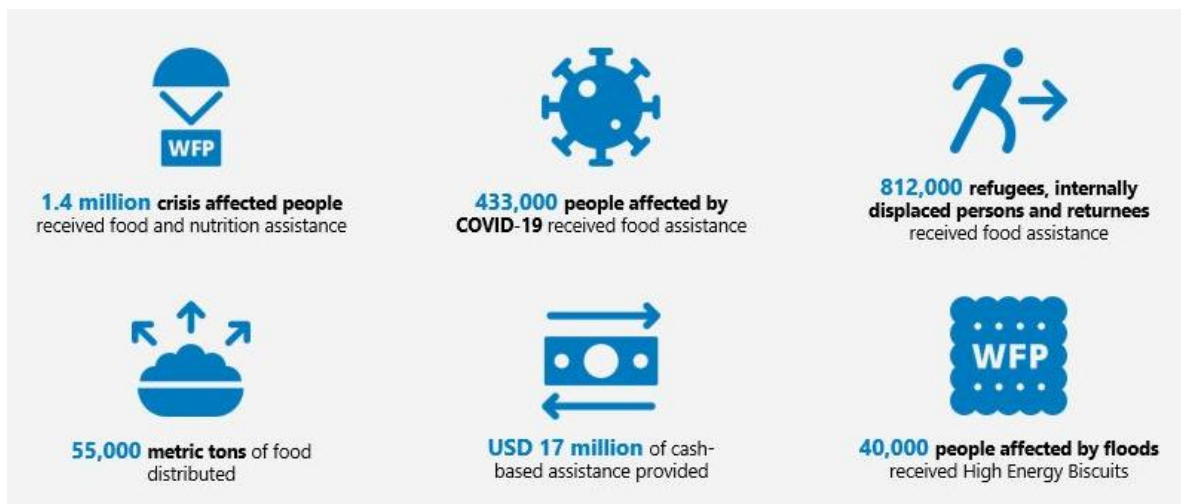
Annual CSP Financial Overview by Strategic Outcome

	Needs Based Plan	Implementation Plan	Available Resources	Expenditure
01: Crisis-affected people in targeted areas are able to meet their basic food and nutrition needs during and in the aftermath of crises	 140,613,468	 75,262,049	 127,276,660	 81,317,202
02: Food-insecure people in targeted areas have access to adequate and nutritious food all year-round	 48,847,457	 26,007,848	 36,068,801	 17,066,812
03: Vulnerable people in targeted areas have improved nutritional status all year-round	 22,754,647	 11,083,253	 17,605,320	 10,116,838
04: Food insecure populations and communities in targeted areas have more resilient livelihoods and sustainable food systems all year round	 18,643,505	 9,978,841	 14,402,242	 9,813,270
05: National institutions have strengthened capacities to manage food-security, nutrition, and social protection policies and programmes, including programmes which support social cohesion and stability all year round	 6,004,911	 644,073	 12,908,294	 1,819,432
06: Humanitarian and development partners in Chad have access to common services that enable them to reach and operate in targeted areas all year.	 18,600,243	 8,106,967	 18,899,505	 10,829,359
Total:	 255,464,231	 131,083,031	 227,160,822	 130,962,913

The annual financial figures presented in this table are aggregated at Strategic Outcome level. The full presentation of the annual financial overview for the CSP, including breakdown of financial figures by activity, resources not yet allocated to a specific Strategic Outcome, Direct Support Costs and Indirect Support Costs are available in the Annual Financial Overview for the period 01 January to 31 December 2020.

Programme Performance

Strategic outcome 01: Crisis-affected people in targeted areas are able to meet their basic food and nutrition needs during and in the aftermath of crises



Under Strategic Outcome 1, WFP assisted 1.4 million people, helping them meet their immediate food and nutrition needs during and in the aftermath of multiple crises. This represents twice as many beneficiaries as in 2019, as WFP responded to increasing needs mainly due to a new influx of refugees in the East and South, significant displacements of population in the province of Lac, the COVID-19 pandemic outbreak and flooding.

Activities that formed part of the integrated assistance package include unconditional and/or conditional emergency food assistance to populations, refugees, internally displaced persons (IDPs), and returnees affected by shocks, as well as school meals and malnutrition prevention and treatment for children and pregnant and lactating women and girls (PLW/Gs), and people living with HIV (PLHIV) or tuberculosis. Activities were designed in direct alignment with zero hunger (Sustainable Development or SDG 2), health (SDG 3), education (SDG 4) and stability (SDG 16) as well as gender equality (SDG 5). Assistance within the COVID-19 response was mapped in terms of geographical location, ration and duration, jointly with the Government and in line with the national response plan [1].

Although this strategic outcome was one of the most well funded, with 91 percent of needs resourced [2], some sub-activities faced significant shortfalls, due to additional unexpected needs generated by compound crises, funding allocation constraints [3] and delayed reception of funds. Activities carried out with the cash-based transfer (CBT) modality were those most impacted, and funding shortfalls prevented assistance to around 60 percent of targeted beneficiaries from October to December. Rations had already been reduced to 50 and 75 percent of food basket values [4]. Effects were particularly felt by Sudanese and Central African refugees as well as returnees living in the South and Salamat regions, who could not receive assistance for periods ranging between three and six months. At the end of the year, additional resources mobilized for the Lac province helped to cover shortfalls and assist 70,000 IDPs and returnees.

The implementation of nutrition activities was also challenged, affecting both malnutrition prevention and treatment activities, and CBTs to primary school students planned under school feeding activities could not be implemented.

Overall, WFP assisted 354,500 Sudanese refugees in eastern Chad, 76,200 Central African refugees in the South, 14,800 Nigerian refugees, 171,400 IDPs in the Lake province, and 58,400 Chadians returnees from the Central African Republic (CAR) and Nigeria. Almost 724,400 vulnerable local populations were reached under this strategic outcome, including 433,450 people affected by the socio-economic impacts of COVID-19 (100 percent of planned). The latter were assisted through the additional USD 22 million received and earmarked to support the Government's national COVID-19 response [4]. WFP also distributed High Energy Biscuits to over 40,000 new IDPs and people affected by the floods.

Emergency food assistance in Lac and the East were particularly affected in August and September due to COVID-19 related supply chain disruptions [6]. In the South, beneficiaries were not assisted for almost six months, following a

COVID-19 hotspot outbreak at the borders with CAR and road inaccessibility during the rainy season. To further strengthen the resilience of North Eastern Sudanese refugees and host populations [7], 4,720 households were identified for community asset creation projects. This activity was launched in December and distributions were due to start in January 2021.

WFP also provided emergency nutritional assistance to 61,900 children aged 6-59 months suffering from moderate acute malnutrition (MAM) in 20 refugee camps. For the prevention of malnutrition, 63,600 refugees and displaced children aged 6-23 months and 13,700 PLW/Gs received nutritious food supplements. Treatment and prevention activities were coupled with behavioral change activities for key health and nutrition practices. Due to funding constraints, only 331 malnourished PLHIV on antiretroviral treatment received cash transfers [8], to enable them to purchase basic and high nutritional value food in Lac area. Meanwhile, the emergency school feeding programme was implemented in 74 schools of refugees, IDPs and crisis-affected host communities, reaching more than 40,300 children through nutritious hot meals to encourage school attendance and retention (73.3 percent of planned).

The various crises impacted food security, which globally deteriorated in 2020. Among IDPs, a negative variation of the acceptable food consumption score (FCS) of 13.9 percent compared to 2019 can be explained by delays in distributions in August and September, just before the post-distribution monitoring (PDM) survey, which is also reflected by the low levels of minimum acceptable diet (MAD) amongst children aged 6-23 months. The dietary diversity score (DDS) decreased from 5.9 food groups consumed in 2019 to 4.8 in 2020 but remained close to the target (5.1). IDP households on average resorted to negative coping strategies that deplete households' assets, goods and future production capacities almost three times more than they had done before (28.9 in 2020 compared to 10.3 in 2019).

Food security and nutritional situation of refugees from Sudan, CAR and Nigeria further deteriorated. The proportion of households with an acceptable FCS that had already dropped from 65 to 40.8 percent in 2019 - fell to 34.9 percent in 2020. This could be due to the impact of border closures as part of COVID-19 containment measures, and the consequent lack of products in markets and inflation. The most significant deterioration in FCS was for returnees, for whom, due to lack of funding and reduction in assistance (to an average of six months of twelve), acceptable FCS dropped by 22.5 percent, continuing the already downward trend of last year. Meanwhile, among local populations assisted, 38.5 percent had the economic capacity to meet essential needs notwithstanding the impacts of flooding, dry spells and the COVID-19 crisis on the agricultural campaign and on access to land.

Children and PLW/Gs who received nutritious foods for malnutrition treatment improved their nutrition status, with more than 97 percent who recovered. Knowledge and good nutrition practices for caretakers also improved and reached the set-out CSP targets. Among refugees, the proportion of children aged 6-23 months reaching MAD targets doubled since 2019 and compared to CSP targets. Furthermore, the piloting of food assistance to PLHIV showed that this type of assistance can improve the adherence to antiretroviral therapy and default rates were only 0.5 percent of assisted patients. As part of the national response plan, WFP, the Ministry of Plan and the National Office for Food Security (ONASA [9]) agreed to closely coordinate food assistance responses, developing a complementary plan to cover identified needs. This enhanced collaboration was recognized as the opportunity to launch in 2021 a more structured and comprehensive technical assistance work plan, aligned with WFP's strategy for capacity strengthening.

WFP, the United Nations High Commissioner for Refugees (UNHCR), Chadian authorities [10] and humanitarian partners continued to sensitize refugees in the six camps in the North-East to convince them to accept assistance based on the results of socio-economic profiling; an agreement is yet to be reached. WFP successfully received biographic data of 450,000 refugees via secure channels into WFP's beneficiary and transfer management platform (SCOPE) through a global data-sharing agreement with UNHCR. Almost 15,300 refugees in the Dar es Salam camp in Bagasola and 6,200 refugees in the South received assistance through SCOPECARD light [11], using value vouchers since August. This collaboration will improve beneficiary targeting and refugee assistance.

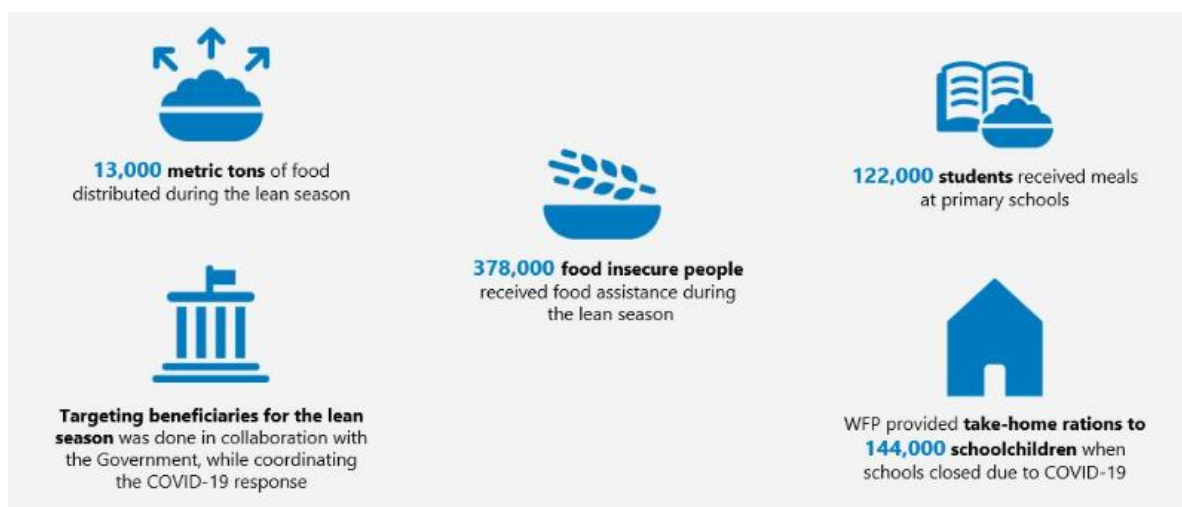
To cope with COVID-19 related containment measures, WFP promoted alternative remote monitoring options. A lighter survey questionnaire was used for IDPs, ensuring that key food and nutrition security indicators were collected. A remote end-line PDM survey was conducted in September for IDPs and returnees in Lac, while an in-person PDM survey was carried out in December for the refugee assistance. For COVID-19 and flood responses, a mobile data collection system was used. Remote monitoring remained challenging in some areas as phone network coverage was volatile.

Strategic Outcome 1 aligned with WFP's gender policy throughout the programme cycle. At distribution points, priority was given to PLW/Gs, the elderly, people with disabilities and those living in the most remote areas. Cooperating partners' teams and community feedback committees were made up of women and men equally. Strengthening cooperating partners' gender and protection capacities [12] will be prioritised for 2021.



WFP Gender and Age Marker	
CSP Activity	GAM Monitoring Code
Provide an integrated assistance package to crisis-affected people, including food assistance (conditional and/or unconditional), school meals and specialized nutritious food, to children and PLWG and people living with HIV or tuberculosis for malnutritio	3

Strategic outcome 02: Food-insecure people in targeted areas have access to adequate and nutritious food all year-round



Under Strategic Outcome 2, WFP provides seasonal assistance to targeted chronically food-insecure people during the lean season (Activity 2) and school meals to vulnerable children during the school year relying on and stimulating local production (Activity 3). Beneficiaries targeted under Activity 2 also benefited from resilience activities under Strategic Outcomes 3 and 4. Strategic Outcome 2 addresses WFP's main mandate of contributing to reaching zero hunger (Sustainable Development Goal or SDG2) and access education (SDG 4), especially equal access for boys and girls (SDG 5).

Seasonal assistance (Activity 2) was planned based on the Government's revised National Response Plan (NRP) finalised in April to include COVID-19 response and based on revised food insecurity figures (2.1 million [1]) during the 2020 lean season (June-September). The Government and WFP coordinated to harmonize the lean season and COVID-19 responses under the NRP, including intervention zones, duration of assistance, ration size, targeting methodology, etc. WFP's lean season assistance focused on assisting 378,000 most food insecure Chadian people living in rural areas of departments in crisis or emergency state [2]. Revision of initial figures planned under the Country Strategic Plan (CSP) and targeting of beneficiaries were aligned with the intervention zones defined in the NRP.

Under Activity 3, WFP planned to provide hot meals during school days to 159,500 vulnerable schoolchildren living in areas with poor food consumption and low school enrolment rates. Take-home cash transfer rations were also planned for adolescent girls, to encourage them to stay in school. The programme focused on the Sahelian provinces [3], targeting students in primary schools and adolescent girls in secondary schools. Students' parents received training to strengthen their school feeding programme management capacities and produce local foods such as vegetables to diversify and complement students' meals. During the peak of COVID-19 restrictions, alternative take home rations were provided to girls and boys as an education incentive, as part of the response plan developed by the Ministry of Education.

Activity 2 was underfunded, and part of the resources was received late in 2020 and therefore allocated to 2021's operations. As such, cash-based transfers (CBTs) planned under this activity could not be provided, while in-kind rations (cereals, pulses, vegetable oil and salt) were harmonized with national standards [4]. Activity 3 nonetheless was well-funded in comparison to previous years and contributions received increased up to 70 percent, including multi-year contributions for activities that will continue until 2022. Unfortunately, part of planned activities could not be carried out because of school closures necessitated by COVID-19 restrictions.

Seasonal assistance started later than planned due to delays in supply chain [5] caused by COVID-19 restriction measures. Notwithstanding these challenges, WFP reached close to 378,000 severely food insecure people (76 percent of planned) with three months of food assistance. Lean season targeting was done in collaboration with the Government. In the provinces of Barh el Gazal, Batha and Kanem, WFP piloted the combination of targeting and beneficiary registration using the data available in the unified social registry (*Registre Social Unifié*, RSU). Sharing data through the National Institute of Statistics, Economic and Demographic Research (INSEED [6]) as well as usage of a digital harmonized questionnaire allowed use of RSU data in these provinces. Moreover, in line with containment measures in place, WFP adapted its implementation, carrying out two distribution cycles to cover the three months

assistance with a view to reducing the movement of beneficiaries to distribution sites. Monitoring and evaluation approaches were generally adapted, combining an average of 50 percent field visit and 50 percent remote activity.

Overall, 96 percent of households were satisfied with seasonal assistance received, with little difference between men and women (96.6 and 95.5 percent respectively). Moreover, 98.7 percent of households were satisfied with the timeliness of the response to meet their immediate food needs. Despite delays and changes in distribution cycles, households did not feel this caused significant disruption to their food consumption frequencies and regularity. Of the vulnerable households reached, 45 percent had a member living with a disability.

Post-distribution monitoring (PDM) results also showed that 73.5 percent of households had acceptable food consumption levels, with slightly better results among women than men (75.6 and 71 percent respectively). Regarding consumption-based coping strategies, improved results were recorded compared to 2019, showing the positive effects of food distributions. Moreover, over 83.8 percent of households did not use any livelihood-based strategies. These results indicate that most households got through the lean season without depleting their goods and assets, increasing their debts, or reducing future productivity (only around 4.6 percent adopted emergency coping strategies).

Meanwhile through school feeding activities, WFP reached 141,300 primary schoolchildren (88 percent of planned), to contribute to addressing children's food and nutrition requirements and increase school attendance. Daily rations for each child were made up of cereals (150 grams or g), pulses (25 g), oil (15 g) and salt (3 g). To boost girls' education by increasing school enrolment, attendance and retention, adolescent girls in primary and secondary schools were assisted with cash transfers (in lieu of take-home rations) [7]. As COVID-19 related restrictions led to the closure of school activities from March to October, in collaboration with the Ministry of Education, alternative take-home rations were also provided to the same assisted schoolchildren, from April to June.

Assisted schools' retention rates increased, from 93 percent (94 percent for girls) in 2019 to 97 percent in 2020 for boys and girls. This notable increase, especially for girls, could be linked not only to school meals but also to scaling up of targeted cash-based assistance for adolescent girls. Both attendance and dropout rates experienced negative evolutions, dropping by 10 percent and increasing by 4 percent respectively. Low performance could be linked to the closure of schools due to COVID-19 measures from March to October. Nonetheless, dropout rates still remain lower for assisted schools (11 percent) compared to the national rates that were at 16 percent in 2020 [8].

The lean season response was carried out with the Government and eight implementing partners, including three international and five national non-governmental organizations (NGOs). Collaboration with government representatives for geographical targeting and household verification was particularly positive and will allow WFP to develop capacity building and technical assistance strategies.

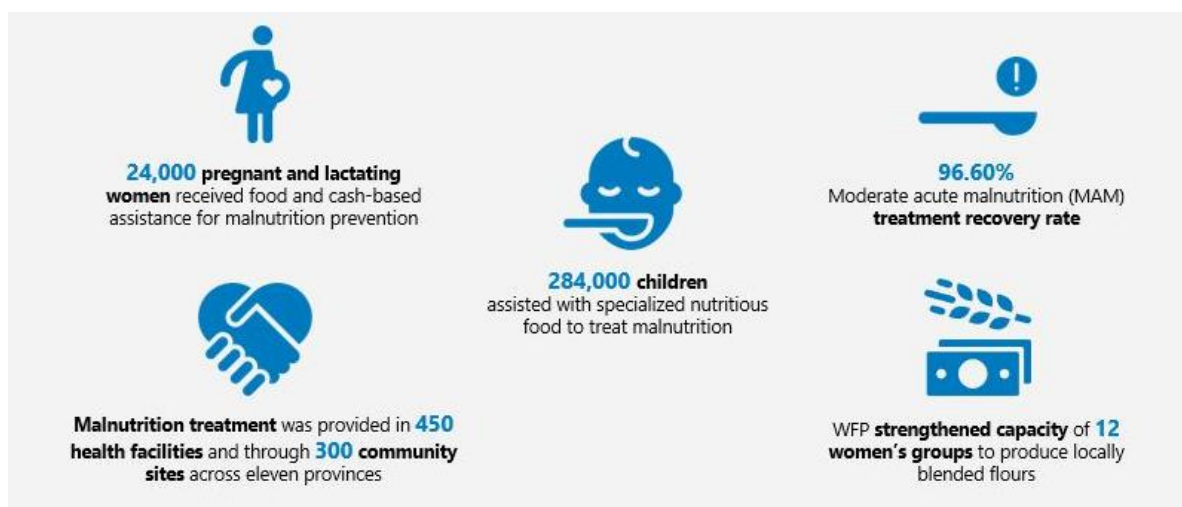
For school feeding activities, WFP established a global partnership with the Ministry of Education, covering the CSP period [9]. In the context of South-South and triangular cooperation, the Ministry of Education, WFP and the Regional Centre of Excellence of Abidjan (CERFAM) carried out a national workshop [10] for a joint 2021-2026 action plan involving all stakeholders, supporting the development of a national home-grown school feeding model, building on the pilot carried out in six provinces this year. Moving forward, an integrated strategy linking education, agriculture, nutrition and health will be developed, strengthening ownership and control at national, provincial and local levels.

Moreover, to reinforce collaboration and coordination, the United Nations Children's Fund (UNICEF) and WFP set up an integrated approach to child wasting reduction, improved health and nutrition for schoolchildren and resilience building in the Sahel. The two agencies aim to provide an integrated package of activities, including combining school health and nutrition.

Monitoring activities helped identify good practices as well as areas of improvement to mitigate operational difficulties generated by the pandemic [11]. In remote locations, WFP used a local radio for awareness messaging on distribution planning and COVID-19 preventive measures. Moreover, gender was fully integrated in the formulation and implementation of lean season activities, ensuring the inclusion of the most vulnerable households with pregnant and lactating women and girls as well as households headed by women as targeting criteria. Cooperating partners' teams and community feedback committees were made up of both women and men equally. For school feeding, WFP ensured that identified gender and age related inequalities were systematically addressed. Monitoring and evaluation approach also ensured data was disaggregated by gender.

WFP Gender and Age Marker	
CSP Activity	GAM Monitoring Code
Provide school meals to vulnerable children during the school year in a way that relies on and stimulates local production.	3
Provide seasonal food assistance to targeted food-insecure people.	3

Strategic outcome 03: Vulnerable people in targeted areas have improved nutritional status all year-round



Under Strategic Outcome 3, WFP focused on preventing and treating malnutrition, as well as promoting behavioral changes and local production of nutritious products. Partnerships with national authorities and health institutions as well as with specialized agencies such as the United Nations Children's Fund (UNICEF) were key for success. Since a nutritious diet can help break the cycle of food insecurity, WFP strived to integrate nutrition into all its resilience activities planned under the Country Strategic Plan (CSP).

Malnutrition prevention was prioritized in regions with global acute malnutrition (GAM) rates over 15 percent, chronic malnutrition rates over 40 percent or GAM rates over 10 percent, and in areas with a prevalence of high food insecurity, population movement or child diseases. It was implemented through Activity 4, in coordination with other resilience-strengthening activities to address the causes of malnutrition in 300 sites in five converging provinces [1]. Meanwhile, a malnutrition treatment package was implemented through Activity 5 in 450 health facilities and 300 community sites across 10 out of the 15 provinces where GAM rates exceeded 10 percent [2].

Lastly, through Activity 6, WFP provided technical support to four semi-industrial units to produce local fortified nutritious food, including two assisted since last year and two newly added units. In partnership with the Food and Agriculture Organization (FAO), UNICEF and the World Health Organization (WHO), WFP supported the production of local fortified complementary foods using a value chain approach. A semi-industrial model was adopted in collaboration with processing units based in Mayo-Kebbi Est and Mayo-Kebbi Ouest provinces.

Overall funding for this strategic outcome increased by five percent compared to 2019. Available resources allowed to provide timely assistance to beneficiaries under Activities 5 and 6, while integrating additional beneficiaries, mainly those affected by the COVID-19 pandemic. As part of Activity 5, more beneficiaries were reached than planned, especially additional children aged 6-23 months identified as malnourished due to the pandemic. Nonetheless, part of this activity also suffered from supply-chain related challenges. Beneficiaries reached under Activity 6 were higher than planned as well, as WFP distributed ten metric tons (instead of four) of micronutrient powders (MNPs) [3] to children aged 6-23 months to help improve their nutrient intake.

For Activity 4, the procurement of specialized nutritious foods underwent unexpected delays, due to COVID-19 related supply chain disruptions and did not arrive on time (before the lean season), but rather during the lean season. Households part of the lean season response were therefore prioritised and assisted. This delay also impacted the roll-out at planned scale of other regular moderate acute malnutrition (MAM) prevention activities, and more than 70 percent of planned beneficiaries could not be reached. Food commodities that could not be distributed will be distributed in 2021, under the same activity.

Under Activity 4, notwithstanding procurement delays, 30 percent of planned children aged 6-23 months and almost 22 percent of planned pregnant and lactating women and girls (PLW/Gs) - 52,800 children and 18,700 PLW/Gs respectively - received specialized nutritious foods to prevent malnutrition. WFP worked with cooperating partners and in synergy with other United Nations (UN) agencies to offer a package of complementary activities [4].

Moreover in five of the ten targeted provinces [5], WFP promoted a community-based approach to improve the programme coverage and efficiency, using a peer support approach in remote areas. Mothers perceived as role models by the community shared good practices on child feeding, prevention of child diseases and hygiene promotion. In these provinces, nutrition activities were integrated into resilience activities and households were supported to diversify their diet, by promoting cultivation of nutritious plants such as moringa. Small ruminants were also distributed and production of mixed fortified flours was promoted, while PLW were encouraged to attend antenatal clinics with cash distribution incentives.

Outcome results for this malnutrition prevention programme generally improved compared to 2019, and are all in line with the CSP targets. The greatest improvement was observed for the Minimum Dietary Diversity in women that increased up to nine times compared to 2019 and exceeded the CSP targets by three times [6]. Rates remain low however for Kanem and Batha Provinces compared to national numbers. Efforts will be made to improve the indicators for the two provinces in 2021 through integrated nutrition, school meals and resilience programmes.

Under Activity 5, in partnership with the National Direction of Food Technology and Nutrition (DNTA [7]) and UNICEF, WFP assisted almost 284,000 children aged 6-59 months (37.5 percent more than planned). However, due to delays in procurement and delivery of Super Cereal needed for MAM treatment activities, only 36,100 PLW/Gs of the planned 51,500 received assistance, while the remaining could not get their treatment on time. For around 5,200 PLW/Gs, the modality was switched from food to cash, allowing to maintain a higher coverage of activities.

For this nutrition treatment programme, outcome results remained above the CSP targets and were overall consistent with 2019 trends. An exception can be noted in programme coverage that decreased, mainly due to movement limitations in place during the peak of the pandemic outbreak. In addition, a few zones were subject to exceptional flooding during the rainy season, limiting capacities to deliver commodities. In 2021, prepositioning of the commodities ahead of the assistance period (lean season) will be enhanced, in anticipation of flooding that could once again hinder a timely delivery of planned commodities.

Through Activity 6, WFP supported local markets to address chronic malnutrition, by providing technical expertise on food transformation, food safety and quality, and supply chain practices. In 2020, 17 metric tons of fortified food (MANISA flour [8]) for children aged 6-23 months was produced by four processing units. WFP also supported an artisanal production of locally blended flour combined with the distribution of MNPs. WFP supported 12 women's groups through the provision of processing equipment, technical assistance and capacity strengthening, including on management skills, marketing and accounting.

Overall in 2020, under Activity 6, 77,500 children aged 6-23 months (close to four times more than planned) received MNPs, to help improve their nutrient intake. The management of the MNP supply chain remains a challenge for the implementation of the project, due to long transportation time and short expiry dates. The COVID-19 pandemic also limited the possibilities to promote the use of fortified flours through mass campaigns within communities, due to ban on gatherings.

Activities 4, 5 and 6 are part of joint initiatives coordinated with the Ministry for Health, UNICEF, FAO and WHO as part of the Renewed Efforts Against Child Hunger and Undernutrition and Scaling Up Nutrition initiatives, including joint geographical targeting and division of responsibilities. WFP partners with these agencies to assist communities' production and consumption of MANISA fortified flour under activity 6. UNICEF and WFP also provided technical and financial support to the Ministry of Health to perform nutrition assessments, develop and validate nutrition policies and build national capacities.

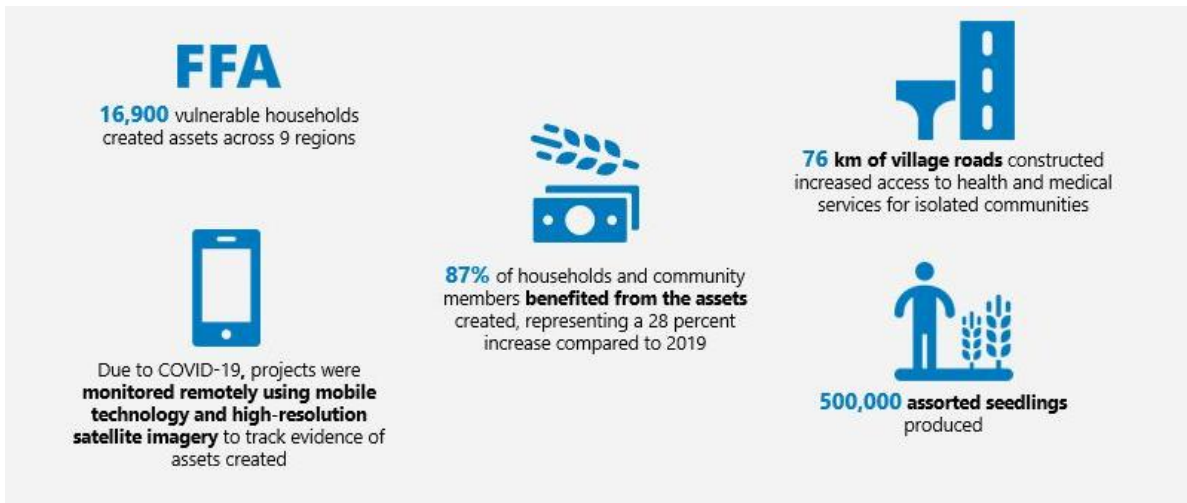
WFP is strengthening partnership with the Women's Association Liaison and Information Unit [9], to mainstream and address gender inequality in its social-behavior change communication (SBCC) activities [10]. WFP is enhancing support to the production and consumption of enriched flours by women associations in six provinces [11].

WFP and UNICEF respectively work on the treatment of MAM and severe acute malnutrition (SAM) cases to ensure the continuum of care in prioritized provinces. Moreover, WFP and UNICEF signed a joint plan to enhance synergies in addressing acute malnutrition in 2021. A Fill the Nutrient Gap (FNG) analysis is planned for February 2021 and will help identify the barriers faced by the most vulnerable communities in accessing and consuming healthy and nutritious foods. Findings will contribute to better planning and to increase the Government's accountability.

Gender inequality dynamics were considered as key elements in designing activities under this strategic outcome. Intervention packages were delivered to girls, boys and PLW/Gs as well as men, who had access to nutritional education along with other health services, to reduce the intergenerational cycle of growth failure. Boys and girls aged 6-23 months also had access to fortified flours.

WFP Gender and Age Marker	
CSP Activity	GAM Monitoring Code
Malnutrition treatment package for children aged 6–59 months and PLWG and their communities	3
Provide adapted support to targeted people for local fortified nutritious food production.	2
Provide a malnutrition prevention package of specialized nutritious food to children aged 6-23 months and PLWG; cash transfers to PLWG attending pre-/post-natal care; and SBCC measures for the latter and their communities.	4

Strategic outcome 04: Food insecure populations and communities in targeted areas have more resilient livelihoods and sustainable food systems all year round



Since 2018, WFP has progressively put in place an integrated resilience programme [1] for vulnerable food-insecure communities in targeted areas, to help them build more resilient livelihoods and sustainable food systems. Besides contributing to ending hunger (Sustainable Development Goal or SDG 2), resilience activities aim at reducing poverty (SDG 1), ensuring the sustainable management and efficient use of natural resources (SDG 12) and promoting climate action (SDG 13). With particular focus on ensuring equal access to assets and gender analysis as a core element, the activities also contribute to gender equality (SDG 5) and stability (SDG 16).

WFP's integrated resilience package includes Food Assistance for Assets (FFA) activities, nutrition, home-grown school feeding and development of food systems through smallholder market-support approaches (Smallholder Agricultural Market Support or SAMS). This integrated approach incorporates longer-term objectives such as capacity strengthening, partnerships, research and innovation.

Under this strategic outcome, 16,900 vulnerable households, nearly 84,580 beneficiaries (77 percent of planned) [2] across nine provinces were supported through FFA activities and 80 percent of the participants were women. Each household received an average incentive of USD 35 per month while engaging in different livelihood activities. The incentive enabled vulnerable households to stabilize their food, nutrition, and income security, while strengthening their resilience to future shocks. Targeted communities were supported to rehabilitate or create productive assets that enhance their own food production, improve management of the ecosystem and optimize food utilization.

Moreover, pieces of training designed to provide a set of complementary skills were offered to 1,870 lead farmers in line with different assets created in their communities. The nature of these livelihood activities strengthened social cohesion among participating communities and contributed to reducing youth migration. By combining temporary employment for cash with community asset production, resilience programmes provided a mix of safety nets, some of which covered immediate needs during the peak of the COVID-19 crisis, while others provide longer-lasting support to communities' livelihoods.

Strategic Outcome 4 was well resourced, at 77 percent of the 2020 needs-based plan budget. Although the number of beneficiaries reached was lower than initially planned, additional assets were created to consolidate gains and further increase livelihoods of assisted communities. This is a positive result considering the contextual challenges caused by the COVID-19 pandemic. WFP and its partners developed a strategy to adapt resilience activities to COVID-19 crisis [3], to ensure continuity of activities.

Resilience activities were specifically designed to address climate and environmental risks and their impact on rural communities. Specific site assessments were carried out along with systematic and rapid environment screening prior to implementation of these activities. Throughout 2020, a variety of homestead nutrition-sensitive activities were realized during the peak of the pandemic: production of 22,702 cubic metres of compost used for 5,560 kitchen gardens; construction of 4,200 household-owned pit latrines; establishment of 9,600 handwashing facilities; and fabrication of 3,400 improved grain-bins to avoid post-harvest grain losses [4].

Moreover, some of the group and community owned assets included construction of three multipurpose ponds with capacity to each capture up to 8,000 cubic metres of runoff and rainwater for either livestock watering or crop irrigation, or a combination of the two. Moreover, multi-purposed plant nurseries were established, producing 500,000 assorted seedlings, including fruit trees grown from locally collected seeds. Trees were planted on degraded land scrapes and on community land, in association with appropriate moisture conservation structures [5]. Other assets created include: 12.5 kilometers (km) of dikes built to capture runoff and rainwater, enabling beneficiaries to cultivate sorghum and vegetables on 765 hectares of productive land during dry season.

Overall, beneficiary feedback was positive regarding both the opportunity for temporary employment produced, and the value of the assets created. Thanks to the construction of 76 km of village roads, the ease of access to health and medical services increased, creating rural links for otherwise very isolated communities. Diversion dikes in sites selected by communities contributed to greater protection for the communities against seasonal flooding and impounding runoff, and availability of rainwater for crop productions. Small-scale farming was enthusiastically embraced, particularly where lands were restored through the construction of dikes and polders. Communities started reaping the results of their increased productivity and small surpluses of millet were stored for sale in local markets.

In 2020, 30 farmers' organizations were established, enabling collective produce marketing, including marketing of over 5,704 metric tons of crops. The latter were bought by WFP and distributed to crisis affected people. In addition, five women's saving and credit groups consisting of 280 members were established, to help them better manage their incomes and savings.

Long-lasting impacts are progressively noticeable, with globally positive results for key food security indicators in assisted areas. Most households and community members (87 percent) involved reported that they benefited from the assets created, an increase of 28 percent compared to 2019. Cash transfers received also had a positive effect on households' food consumption, which improved since the first year of activity implementation (by almost 16 percent) and is only slightly less than the target value for 2020. There were also positive effects on nutrition consumption of households. The percentage of households that never consumed hem iron rich food decreased from 49.2 percent (2019) to 11.7 percent (2020) and households that consumed protein rich food daily increased from nil to 33.3 percent in 2020.

Presumably due to the particularly difficult contextual conditions, the number of coping strategies used by vulnerable households was slightly higher than last year. However, this was counterbalanced by the fact that households increased the diversity of food groups consumed, with overall more than six food groups consumed the day preceding the assessment. This is an additional food group consumed compared to the target of at least five. These indicators exemplify the timid but extremely positive effects observed within communities during the COVID-19 crisis, in particular the establishment of an increasing number of community structures that serve as community safety nets for the most vulnerable households.

In 2020, partnerships were established with the Government, 16 non-governmental organizations (NGOs) [6] and two universities. WFP contributed to put in place the national G5 Sahel Coalition within the Ministry of Plan. In the field, collaboration with specialized technical services was consolidated throughout the project cycle. WFP also formalized partnerships with universities to introduce various community-based planning tools and approaches in academic curricula at university level. Scholarships for five masters' students were sponsored at the University of N'Djamena, so they could conduct their respective dissertation research projects on some of the technologies and planning tools adopted at the grassroots level by WFP's resilience projects.

WFP applied different methods for monitoring resilience activities. During the peak of the COVID-19 outbreak, projects were monitored remotely using mobile technology. However, from September, physical monitoring and supervisions were made possible again in areas where the restrictions were eased, allowing for a larger coverage and more accurate monitoring of the activities at the community level. Asset impact monitoring system was also used to acquire high-resolution satellite imagery that enabled to track, monitor and produce evidence of assets created through its activities.

The report was released in 2020 with quite satisfactory results, showing progress around assets such as community woodlots, group cereal farms, and water harvesting infrastructure (such as dykes and ponds). The next phase of this technological support will focus on providing communities with the required analysis to exploit the assets created and products for agriculture and livestock.

Resilience-strengthening activities are aligned with WFP's gender policy throughout all stages of the programme cycle. Activities consider seasonality, women's and men's capacity to participate in asset creation activities, time devoted to community work and household work, but also specific needs and income generated by the assets created. The monitoring approach used in resilience activities measures women's and vulnerable and/or minority groups' participation in activities and ensures that each group is well represented (at least 50 percent membership).

WFP Gender and Age Marker	
CSP Activity	GAM Monitoring Code
Provide livelihood and asset support, including the development or rehabilitation of natural and productive assets and infrastructure and local purchases, to food-insecure and at-risk people.	3

Strategic outcome 05: National institutions have strengthened capacities to manage food-security, nutrition, and social protection policies and programmes, including programmes which support social cohesion and stability all year round



Strategic Outcome 5 focuses on strengthening the capacities of national institutions to address food security, nutrition, and social protection in policies and programmes, including programmes that support social cohesion and stability. WFP recognizes the need for strong national institutions and Government-led initiatives to reduce food insecurity in a country that ranks bottom in global socio-economic indexes. Ultimately, it is envisaged that the strengthening of national institutions will enable Government-led shock response mechanisms in line with the social protection system (Sustainable Development Goal or SDG 1) and stability (SDG 16). It also aims at promoting gender equality in food and nutrition policy-making (SDG 5).

Resources mobilised for Strategic Outcome 5 were higher than expected for 2020. This was mostly thanks to multi-year funding received within the framework of the FORMANUT project [1], which with a budget of USD 10.5 million, will be implemented from 2020 to 2023. The project aims at fostering sustainable reduction in food insecurity and malnutrition by providing support to the Ministry of Education to develop university-level nutrition programmes integrating nutrition in the education curriculum at primary and secondary schools. Due to implementation constraints caused by the pandemic, activities will officially be launched in 2021 and consequently 86 percent of funds will also be carried over. Besides this multi-year project, some other activities also suffered the toll of COVID-19 related restrictions, since capacity strengthening activities often demand a face-to-face modality, especially trainings and workshops. For those activities that could not be carried out online during the year, WFP had to postpone or cancel.

WFP worked with different government institutions within the capacity strengthening framework. The main partners were the two agencies under the Ministry of Agriculture: the Department of Agricultural Statistics (DSA) and the Food Security Early Warning and Information System (SISAAP) [2], which since 2019 is co-facilitator of the Food Security Cluster.

WFP provided technical and financial support to SISAAP to carry out two countrywide food security assessments (ENSAs [3]) in February and November. Results fed into the two Cadre Harmonisé processes, in line with the regional framework for food security monitoring led by the Inter-state Committee Against Drought in the Sahel (CILSS). Based on these assessments, WFP supported SISAAP to develop the national response plan (NRP) in March 2020, which provided the base for the lean season response. In June, following the onset of the COVID-19 pandemic, the NRP was completed with the estimated additional needs of the population affected by the COVID-19 crisis, enabling the implementation of the two responses: lean season and COVID-19 responses.

The tools for the ENSA household survey were revised during the year to allow a more comprehensive understanding of the food security situation, including expanded modules on nutrition. An enhanced sampling approach was also utilized, expanding it to include the city of N'Djamena. Additional activities, such as a household economy approach analysis and the assessment of the agricultural season measured the extent to which households had engaged in crop production, helping to understand the most likely evolution of the food security situation after the lean season. Meanwhile, collaboration with the DSA aimed at strengthening the market monitoring system and eventually contribute to the improvement of the Cadre Harmonisé analysis. These activities are still at the initial stage and are

expected to come to fruition in 2021.

Within the context of compound crises requiring improved coordination of the national response, WFP ensured that its efforts continued to satisfy the growing demands for improved evidence-based analysis, strengthened national early warning systems, and targeting and response mechanisms. Thanks to the continued technical support provided by WFP, SISAAP has demonstrated increasing technical ability to manage food security and nutrition surveys and analysis, including the Cadre Harmonisé process, all of which are complex multi-sectoral processes. WFP worked closely with SISAAP and other government agencies to support the implementation of programmes in line with the existing policy framework. The elaboration of the NRP was in line with this effort, enabling coordinated response by different partners to various shocks experienced, in particular floods and the COVID-19 pandemic.

Moreover, WFP continued to collaborate with the national unified social registry for its development as a national social protection tool. This social registry is a common database [4] managed by the Government and the humanitarian and development community. As a major contributor to its development, WFP has advanced strategic and technical dialogue with the Government, the World Bank and other partners, and continues to provide technical support to improve the national social protection system.

Policy development efforts were made in the fields of social protection by participating and promoting dialogue among different specialized institutions and humanitarian and development actors to engage in adaptive social protection (linking social protection and shock-responses in a common framework) as well as by providing technical assistance to further develop and utilize datasets from the unified beneficiary registry (working towards one targeting and implementation coordination mechanism).

WFP's national capacity strengthening efforts are also streamlined through the Country Strategic Plan (CSP) structure. Within the framework of strategic outcome 2, WFP supported the Government of Chad in developing a home-grown school feeding action plan for 2021-2026. Under strategic outcome 3, WFP strengthened capacities of the Ministry of Health to perform nutrition assessments, develop and validate nutrition policies, while under strategic outcome 4, WFP contributed to establishing the national G5 Sahel coalition within the Ministry of Economy and Planning.

Support is provided to the Government of Chad in achieving SDGs 2030. The SDG-related indicators are direct results of WFP's contributions to national commitments and efforts in achieving SDG targets [5]. For SDG 2 on ending hunger, WFP actively supports the collection of SDG data by providing financial and technical support in conducting the annual nutrition survey using Standardized Monitoring and Assessment of Relief and Transition (SMART) methodology. This survey is carried out in the last quarter of every year, done in collaboration with the United Nations Children's Fund (UNICEF) and led by the Ministry of Health, through its Department of Nutrition and Food Technology (DNFA [6]).

WFP remains co-lead of the Food Security Cluster, a platform that brings together different stakeholders and with whom WFP has consolidated its collaboration, including for Government capacity strengthening. A pilot initiative to promote the programmatic integration of different actors at national and subnational levels is under discussion within the cluster. Two provinces have been identified (Kanem and Bahr El Gazel) to implement this approach that seeks to exploit the convergence of different activities and their synergies.

Partnerships with government actors, World Bank, UNICEF and member-state donors continue to be central in strengthening national social protection systems. Within the United Nations Sustainable Development Cooperation Framework (UNSDCF) [7], WFP collaborates closely with other key cross-sector actors, including the UN High Commissioner for Refugees, the Food and Agriculture Organization, the UN Populations Fund and UNICEF. On the humanitarian side, WFP participates and actively contributes to the work of the Humanitarian Country Team (HCT), the Cluster system and the overall coordination agenda led by the UN Office for the Coordination of Humanitarian Affairs. Lastly, as part of the UN Country Team (UNCT), WFP ensures that the CSP's longer-term approaches (resilience, human capital development and capacity-strengthening) are included in the UN system agenda towards the SDGs, through their inclusion in the UNSDCF and the Humanitarian-Development-Peace Nexus efforts at country level.

Given that COVID-19 remains a major public health risk, WFP will need to provide capacity support to help identify essential capacity strengthening activities in 2021, to ensure that the minimum information required for evidence-based implementation of humanitarian and development programmes is generated. Regular and continuous technical training remains a prerequisite for all capacity strengthening initiatives, to counter the challenge of staff turnover within institutions, which affects the retention of skills and knowledge transferred. Going forward, an internal mechanism will need to be developed to assure timely onboarding and knowledge transfer whenever positions change.

WFP Gender and Age Marker	
CSP Activity	GAM Monitoring Code
Provide training and technical support to national institutions on the design and implementation of a permanent response-planning scheme for food security and nutrition with consolidated early-warning and coordination mechanisms, as well as a shock-respon	0

Strategic outcome 06: Humanitarian and development partners in Chad have access to common services that enable them to reach and operate in targeted areas all year.



Under Strategic Outcome 6, WFP facilitates access of humanitarian and development partners to common services that enable them to reach and operate in targeted areas all year. WFP provides logistical, supply chain, technology, information management, accommodation, and aviation services, through Activities 9 and 10. WFP's service provision became essential especially in the reporting year, due to increasing challenges faced by the humanitarian community due to the COVID-19 crisis.

Logistics challenges faced by the Government during the COVID-19 pandemic were supported with concrete solutions. Information technology (IT) services were set up and provided for the benefit of other United Nations (UN) organisations. WFP also offered accommodation in guesthouses across the country to staff from UN agencies, non-governmental organizations (NGOs) and donor organizations on mission. Moreover, the humanitarian community was also supported with United Nations Humanitarian Air Service (UNHAS [1]) flight services, facilitating access to beneficiaries and implementation sites while commercial flights were suspended.

The need for UNHAS in Chad remains steadily high. Vast distances, poor transportation networks combined with inaccessibility to remote regions due to insecurity and during the rainy season limit humanitarian workers' access to beneficiaries [2]. This was particularly crucial during the COVID-19 pandemic, where travel restrictions and lack of transport options prevented the movement of personnel. In response, UNHAS maintained safe, reliable and effective uninterrupted air service throughout the country.

Activity 9 (service provision to the humanitarian community) was fully funded. Expenditures did not reach the updated implementation plan as a portion of the second phase of the insecticide-treated mosquito nets (MILDA [3]) distribution is expected to be completed in 2021. Activity 10 (UNHAS) was also almost fully funded as well, with only a minor shortfall compared to the current implementation plan. UNHAS Chad was one of the few missions globally that was able to maintain uninterrupted humanitarian air services during the entire COVID-19 period. Overall, this strategic outcome was well funded and generated approximately USD 2 million from cost recovery. Visibility on available resources provided operational stability to WFP and its customers, in particular, to support the additional needs throughout the COVID-19 crisis.

In managing the pandemic, the Government faced various logistical challenges. WFP provided its support by procuring and using its own staff to install ten mobile storage units (MSUs) in sites chosen by the Ministry of Public Health to serve as reception centres and clinics across eight provinces. The MSUs had the capacity to accommodate approximately 60 beds, if required, to unplug provincial hospitals in case of an upsurge in COVID-19 cases. Within this response, WFP's fleet of trucks transported 46 metric tons of medicine and other medical equipment and materials on behalf of partners, including the United Nations Children's Fund (UNICEF), the United Nations Development Programme (UNDP), the International Committee of the Red Cross (ICRC), and the Ministry of Public Health.

WFP also provided accommodation services across the country to UN agencies, NGO and donor staff on mission, offering 89 rooms in guesthouses. A monthly average of 85 guests enjoyed improved accommodation services, maintaining a relatively high user average, notwithstanding the impact of COVID-19 restrictions.

On behalf of UNDP and the Global Fund to fight AIDS, Tuberculosis and Malaria, WFP continued to provide logistical support for the mass distribution campaign of MILDAs. Through five logistics bases set up throughout the country, WFP received 11 million MILDAs, of which 8.2 million were transported in thirteen provinces. The rest of the mosquito nets will be distributed in 2021. By the end of the project, WFP will have covered more than 7,000 distribution sites via 1,500 health centres located in more than 100 health districts across 19 provinces. In addition, WFP trained officials of the Ministry of Public Health to build their logistical capacity for receiving MILDAs.

The logistics working group was active throughout the year and seven meetings were organized under the facilitation of WFP. This allowed to set up sound logistics coordination between organizations in humanitarian response, information sharing and advocacy for various cases, including the facilities granted to humanitarian workers for the customs clearance of imported cargo. Meanwhile, fluidity of supply chain was affected by delays through the Cameroon corridor, where national COVID-19 measures were put in place, checking movement in and out of the country. For the 2021 response, prepositioning and local purchases long before the start of the rainy season will help to have most of the stocks in place well in advance.

WFP provided IT services (internet connectivity, digital radios, and electrical and solar energy) to UN agencies gathered in the UN compound in Abeche. In Mongo and Bol, WFP provided common security emergency telecommunications services to UN agencies. WFP ran the very first SCOPE registration pilot using Iris scans in the West African region [4], with improved and secured assistance delivery to beneficiaries. Within this framework, WFP collaborated with UNHCR to improve beneficiary targeting and assistance to refugees. The two organisations put in place data sharing mechanisms for data on refugees and SCOPE-registered beneficiaries, making sure data protection standards were respected.

As chair of the information and communications technology working group, WFP spearheaded the implementation of the Telecommunications Security Standards (TESS) recommendations in Chad with the upgrades of very high frequency and high frequency networks in Ndjamena and in Mongo to be used by the humanitarian community. WFP led the UN IT specialists team for the implementation of an online Business Operations Strategy in Chad [5].

With operational bases in N'Djamena, Abeche and Goz-Beida, UNHAS continued to provide critical humanitarian air service interventions, including 75 life-saving medical evacuations to 23 destinations within Chad with a fleet of four fixed-wing aircraft [6]. Five evacuations were for passengers with COVID-19. The use of the service categorized by organizations stands at 45 percent for NGOs, 51 percent for UN agencies and, 4 percent for government counterparts, the diplomatic corps and the donor community. Considering the significant reduction in user demand due to the impact of COVID-19, the flight schedule was revised to ensure that partners were supported while increasing the operational efficiency and cost-effectiveness of the service. This ensured optimum utilization rates while remaining responsive to users' needs including evacuations.

Airfield rehabilitation is an area requiring critical attention as the Chadian Civil Aviation Authority [7] only controls three airfields out of the 19 accessed by UNHAS aircraft. This year, rehabilitations were concluded in five sites [8]. Additionally, 115 UNHAS staff and focal points of the United Nations Department for Safety and Security (UNDSS) and government partners were trained on aviation security, and operational and safety management systems[9]. To ensure knowledge exchange civil aviation authorities, airports authorities and aviation partners were invited to participate in the monthly aviation safety meetings.

UNHAS conducted two surveys in 2020 to rate user satisfaction: Provision of Access Satisfaction Survey (PASS) and the Passenger Satisfaction Survey (PSS) [10]. PASS indicated that 81 percent of users were satisfied, while findings from the PSS confirmed a level of satisfaction of 79 percent with the air service. The decrease of the user satisfaction rate represents about 15 percent compared to 2019 and could be attributed mostly to factors generated by COVID-19 movement restrictions. At the onset of the pandemic, as most states closed their airspaces, flight schedules were reduced and user demands significantly reduced. Furthermore, UNHAS flights between Chad and Cameroon were suspended on 17 March until 5 October.

UNHAS in Chad has fostered a strong partnership with the civil aviation authorities that facilitate granting of flight permits to carry out services in the country and elsewhere across the region (Niger, Cameroon and Central African Republic). Civil aviation authorities also conduct aviation security trainings for UNHAS personnel and crew members to streamline the understanding of airport procedures. UNHAS operational hazard identification and aviation risk management are monitored through the established WFP Aviation Safety Programme, and relevant risk analyses and mitigation actions are implemented as required to maintain an acceptable level of risk.

WFP Gender and Age Marker	
CSP Activity	GAM Monitoring Code
Provide supply chain, information and communications technology, information management and other logistical services to the humanitarian and development community.	N/A
Provide UNHAS flight services to enable partners to reach areas of humanitarian intervention.	N/A

Cross-cutting Results

Progress towards gender equality: Improved gender equality and women's empowerment among WFP-assisted population

Chad ranks 160 out of 162 countries in the Gender Inequality Index [1] and women are disproportionately affected by food insecurity. About 38 percent of households headed by women face moderate or severe food insecurity, almost twice more than among households headed by men. Gender-based violence and gender inequality, especially in access to land ownership and decision-making power in a predominantly rural society, reinforce poverty and vulnerability of women and girls [2].

One of the challenges in assuring equitable participation in decision-making is increasing women's opportunities to engage in leadership committee discussions. WFP endeavoured through the design, implementation and monitoring of its activities to narrow this gap and increase women's involvement in community-based consultations, especially in resilience projects. WFP regularly set up focus group discussions with women, ensuring that the needs of all community members, including women, men, girls and boys, are integrated into activities and monitored accordingly.

Reaching equal representation in distribution committees remains challenging as only about one-third of projects' participants and distribution site committee members are women. However, more women are holding leadership roles, getting close to the corporate target of 50 percent. Capacity strengthening activities for women, such as training on distribution modalities, business management and simplified accounting continue to be carried out.

Post-distribution monitoring in 2020 revealed that women alone made decisions on the usage of food assistance in more than half of the surveyed households. In addition, in 23.5 percent of Chadian households, both women and men made decisions on the usage of food assistance, which is an increase of seven points compared to last year. In the case of refugee, internally displaced persons and returnee households, the result was more favourable (proportion increased by 14 points).

For nutrition activities, in over 90 percent of cases, decisions over the use of the nutritional products distributed by WFP were overwhelmingly taken by female members of the households, but the proportion drops significantly between 36 and 48 percent for other activities under which family food entitlements are distributed and for which decisions are in the majority of cases taken jointly by the male and female members of these households. Beneficiary ration cards are still issued in women's name and post-distribution monitoring results showed a positive effect of this approach on households' food security and on women empowerment.

In 2020, women and girls represented more than half of the beneficiaries reached (53 percent). Some nutrition and school feeding activities specifically targeted women or girls in order to address gender gaps. For example, in partnership with the United Nations Children's Fund (UNICEF) and the United Nations Population Fund (UNFPA), WFP leads the Breaking Barriers on Girls Education initiative, which provides an integrated assistance package, covering nutrition, reproductive health, and education [3].

WFP also supports 12 women's groups across six provinces to strengthen their economic resilience and capacities in producing and promoting fortified flour for children between 2 and 23 months. Moreover, 80 percent of participants [4] of food assistance for assets activities were women (13,530 out of 16,916 participants).

Protection and accountability to affected populations: Affected populations are able to benefit from WFP programmes in a manner that ensures and promotes their safety, dignity and integrity. Affected populations are able to hold WFP and partners accountable for meeting their hunger needs in a manner that reflects their views and preferences

Despite increasing operational challenges due to a constant influx of refugees and returnees, and the persistence of conflict, WFP's commitment to protection and accountability to affected populations remains a high priority across all levels of the organization. Since 2018, WFP Chad has piloted a formal complaint and feedback mechanism (CFM) [1] in the southern provinces and Lake, by including awareness messages and a hotline telephone number in ration cards that can be called to signal any issues.

Most of the feedback and complaints received from both beneficiaries and communities were about lost cards; communities asking why they were not selected for the assistance; requests to change distribution sites' locations due to inter-community conflict and long distances between distribution sites and villages; and assistance requests from people affected by the recent floods. In addition, several beneficiaries contacted directly WFP's field offices to enquire about targeting criteria and ration provided.

Improvements are needed in terms of access to this mechanism. The number of calls received is still relatively low and proportionally much lower from women and girl callers [2]. To ensure that beneficiaries and communities can voice their feedback and concerns through alternative means, complaint committees were created in each distribution site, with an equal representation of men and women. Gaps in network coverage and a low percentage of households in possession of phones are two of the main factors negatively impacting the number of users of the hotline. Efforts are also being made to extend the hours of this service beyond normal working hours and during weekdays to improve the use of the service.

WFP had planned several activities to improve accountability, such as establishing focus groups in two key locations where the CFM is functional. However, due to COVID-19 containment measures including movement restrictions, WFP had limited access to beneficiaries and therefore could not implement this activity. In the other provinces where the hotline is currently not functional, awareness messages in ration cards focus on on-site CFM, including distribution help desks [3] and community consultation forums. This may explain why only 26 percent of local population beneficiaries felt that their feedback was documented, analyzed, and integrated with WFP's programmes.

In 2021, WFP is planning to increase feedback mechanism options, including "complaints and feedback boxes", improved communication materials as well as awareness-raising to communities on the role played by different committees put in place by WFP. WFP is also planning to increase training for protection focal points and cooperating partners on how to better engage with these committees.

To enhance protection of women and girls, WFP put in place preventive measures to avoid gender-related risks, including sexual abuse and exploitation, physical and emotional abuse and neglect, and domestic violence related to the use of entitlements. WFP and its cooperating partners guarantee at least 50 percent representation of women at each general distribution site, and that a safe, secured and dignified environment is created during distributions. WFP worked with partners to ensure food distributions were launched before midday, so beneficiaries did not have to transport their food rations during night-time. Prior to every distribution, cooperating partners informed villages of the date and time of distribution and ration to be provided, on average between 48 to 72 hours before the distribution. Moreover, women and girls were prioritized as the first recipients of rations with the aim of reducing their waiting times.

In the East, WFP recruited three female protection and accountability staff who speak the local languages to create a line of communication with those most affected by protection risks. This also provides valuable information for WFP and its partners to better understand cultural and social barriers experienced by women and girls.

To prioritize immediate food assistance to the most vulnerable refugees, WFP began a socio-economic profiling exercise in 2017 to determine refugees' vulnerability levels. The new approach has been rejected strongly by Sudanese refugees in some parts of eastern Chad, despite continued sensitizations and discussions involving WFP, partners and local authorities. In early 2020, unconditional resource transfers were hindered in refugee camps in Iriba due to the disagreement of refugees on targeting mechanisms. This may explain why there was a decrease compared to 2019 in the proportion of refugees who felt that their access to WFP programmes was unhindered.

Moreover, due to the recent change in targeting methodology on the basis of vulnerability instead of status, only half of the refugee beneficiaries felt that they were informed about details of the programme, such as who receives assistance and the length of assistance. Support activities planned for field staff were mostly hindered by this stalemate and will be carried out in early 2021 on improved engagement and communication with community groups on the ground to better understand how their issues are reported and handled by various committees and help desks during food distributions.

WFP supported 260,000 people with disabilities, which represents 10.4 percent of the total number of beneficiaries [4]. WFP will need to streamline the approach to track disability inclusion throughout the programme cycle and collect information on their views on access to existing systems. The planned CFM expansion to all remaining 11 offices will include consultations on the ground with all vulnerable groups on preferred feedback and suggestion channels.

Within the Country Protection Cluster's coordination meetings, some positive advances were made at the interagency level in the eastern region. There is a renewed engagement of all partners to strengthen the interagency CFMs, through a collaborative approach of refugee community leaders, government actors, agencies to reach a consensus on how to handle various issues raised by the refugees. It was suggested that a joint CFM facility be created to support complaints from refugees, both beneficiaries and non-beneficiaries, as a first step in this collaboration. A working model of an inter-agency CFM will be a useful learning experience, which could later be replicated in other locations of the country.

Environment: Targeted communities benefit from WFP programmes in a manner that does not harm the environment

Chad was ranked first out of 186 countries in the Climate Change Vulnerability Index in 2016. The combination of poverty, conflicts and recurring drought and flooding are affecting food security and nutrition. Therefore, WFP Chad's Country Strategic Plan (CSP) ensures that all activities integrate environmental and social considerations and comply with the requirements of WFP's environmental and social standards.

In synergy with the Government and as part of its integrated programme, since mid-2019, WFP suspended the distribution of engine driven pumps and replaced them with multi-purposed solar powered pump systems, which lift underground water for small-scale vegetable gardening and reforestation projects. Solar power was also used to light schools and charge solar lamps, batteries and cell phones. Usage of affordable treadle pumps was also promoted. Such developments support the agricultural production at household and community levels, including schools under the home-grown school feeding programme, and support the operation of school canteens, in collaboration with the Ministry of Education and Civic Promotion.

Through the environmental restoration projects, WFP supported the production of 500,000 forest and fruit seedlings using degradable paper pots. To ensure the survival of seedlings, different water harvesting and moisture maintaining techniques were introduced such as half-moons, deep trenches, and biological stabilization of 9,511 hectares of cultivated land. WFP also promoted stall-feeding for the livestock and hydroponic projects, to enable communities to produce their own fodder in their backyard, minimizing the destruction of forests otherwise caused by freely roaming ruminants (mainly goats) and humans.

Over 80 percent of participants engaged in resilience activities are women [1]. Thanks to the use of appropriate water and soil conservation techniques, they spend less time watering plants during the dry season and have more time to collect water for domestic use, to take care of children, and engage in income-generating activities.

In order to comply with environment protocols, WFP put some measures in place in all its offices, contributing to minimizing environmental harm. A hybrid energy development programme (generator/solar) is underway. The first phase consists of setting up information communications technology rooms from exclusive solar energy, while the second phase, which aims to provide 50 percent of the power supply in Abeche, Bol and Mao offices through solar energy, started in 2018 and was completed in December 2020.

Other daily practices include reducing printing paper, unplugging and turning off unused electrical apparatus during non-working hours, switching off vehicle engines when not in use, and organizing joint field missions to minimize utilization of fuel by several vehicles.

Data Notes

2020 Overview

For the 2020 reporting period, disability data has been collected using a variety of approaches, according to the existing needs, capacity, and experience of various WFP activities and operational contexts. Moving forward, as part of the 2020 Disability Inclusion Road Map, WFP will be building on this experience to mainstream and standardise disability data collection methodologies, aligning with international standards and best practices.

[1] In 2020, more people than planned were reached (2.5 million compared to 2.3 million). However, due to funding constraints, earmarking, and timing of funding the number of months that assistance was provided was often less than planned; therefore the amount of food distributed was slightly more than 50 percent, while cash distributed was slightly less than 50 percent of planned. WFP prioritised assistance in alignment with the national response plan, targeting areas most affected by food and nutrition insecurity and to the extent possible concentrating efforts in the most difficult moments of the year, such as the lean season.

[2] Office National de Sécurité Alimentaire (ONASA).

[3] Direction de la Nutrition et de la Technologie Alimentaire (DNATA).

[4] Moustiquaires Imprégnées d'insecticide à longue Durée d'Action (MILDA) distributions were carried out on behalf of UNDP as of 7 December 2020.

[5] In February 2020.

Notes on results tables:

The SDG-related indicators are direct results of WFP's operations supporting the country's achievements of its SDG commitments. Meanwhile, the national SDG results are supported by the UN country team; however not all data are available and updated in a timely manner. For SDG 17 on partnerships, updated information was not collected by the national Government.

Context and operations & COVID-19 response

[1] Without considering the compounded impacts of COVID-19. The number of food insecure people increased from 640,874 during the 2019 lean season to 1 million people during the 2020 lean season (projected figures from Cadre Harmonisé March 2019 and March 2020 respectively). Taking into consideration the impact of COVID-19, figure was revised to 2.1 million for the 2020 lean season, which is an increase of 228 percent compared to 2019.

[2] United Nations High Commissioner for Refugees (UNHCR), December 2020.

[3] 2021 Global Humanitarian Overview.

[4] International Organization for Migration (IOM), 2020.

[5] The nutrition SMART surveys conducted between 2014 and 2019 revealed a global acute malnutrition (GAM) rate constantly above the emergency threshold of 15 percent in nine provinces out of 23, especially those in the Sahel belt.

[6] SMART nutrition survey, 2019.

[7] The eastern provinces of Ouaddai and Wadi Fira were hit by chikungunya, a new viral disease (emerged in July 2020) transmitted by infected mosquitoes. By 5 October, 35,100 cases and 1 death were reported. Nonetheless, malaria remains the deadliest disease in Chad. In 2020, 571,000 cases of malaria and 1,300 deaths were reported across the country.

[8] Office National de la Sécurité Alimentaire (ONASA).

[9] Estimated figure for June-September 2020.

Partnerships

[1] 'Vision 2030: The Chad we want' is a strategic framework to be implemented through consecutive development plans, beginning with the national development plan for 2017-2021.

[2] Peace Building Fund (PBF) continues to support a WFP-OIM collaboration aiming at building social cohesion and decreasing seasonal migration to northern Chad and Libya and a WFP-UNHCR partnership in Sudanese camps in north-eastern Chad, to improve livelihood opportunities for refugees and host communities. Since early 2019 and throughout 2020, the PBF also supports activities implemented jointly with FAO to reduce farmer-herder tensions along the border with Niger. WFP Chad provides various services and coordination (communication, administration, IT, recruitment and logistical support) to UNICEF, UNDP, and the Office of the United Nations High Commissioner for Human Rights (OHCHR) to enhance the participation of women and youth in strengthening governance and peace in Chad through a local community capacity building approach.

Strategic outcome 01

[1] Yearly humanitarian needs and respective response planning were set by the Humanitarian Needs Overview and the Humanitarian Response Plan and integrated into the National Response Plan for 2020. WFP participated actively to the analysis carried out within inter cluster coordination group meetings.

[2] On the basis of the 2020 needs-based plan budget for strategic outcome 1.

[3] The majority of funding received under this strategic outcome were earmarked contributions by donors, for specific activities and geographical locations.

[4] This funding was specifically earmarked to the response in Lac province.

[5] This allocation accounted for 26.5 percent of the revised 2020 implementation plan of strategic outcome 1.

[6] Delays in supply chain included late arrivals through the Cameroon corridor, where COVID-19 movement control measures were put in place. This was combined with delays in delivery of local purchases, and difficulties prepositioning food due to flooding and interrupted road access.

[7] Located in Iriba, Guereda, Amdjarass.

[8] The limited scope of this intervention (9 percent of planned) can be explained on the one hand by the limited funding available, on the basis of which implementation planning was also revised. Furthermore, it is a pilot project that is being rolled out and will be scaled up as more funding becomes available throughout the CSP period.

[9] Office National de Sécurité Alimentaire (ONASA).

[10] Commission Nationale d'Accueil et de Reinsertion des Réfugiés et des Rapatriés.

[11] SCOPECARD Light is used for verification and attendance tracking purposes of participants, where the card is a functional ID, recognised by WFP.

[12] Organizational documentation & processes as well as application of principles during implementation.

Notes on data table (output indicators):

A.1: There is no data for beneficiary groups (activity supporters and primary students) receiving cash-based transfers for the school feeding activity as this was not funded.

A.1: There is no data for beneficiaries receiving cash-based transfers for food assistance for asset because although the project implementation started in December 2020, distribution began in January 2021. Data will be shown in the 2021 ACR.

A.1: There is no data for beneficiary group (pregnant and lactating women) receiving food for treatment of malnutrition because their prevalence rate of acute malnutrition was considered acceptable.

Notes on data tables (outcome indicators):

Local population: There is no data for 2019 because this is relative to the 2020 flood and COVID-19 responses (i.e. activities introduced in 2020).

IDPs; LAC; Food: There is no data for enrolment and retention rates in 2019 because these data were not available.

Refugees; Chad; Cash, Food, Value Voucher: There is no data for Economic capacity to meet essential needs (new) for 2019 because this is a new indicator.

Strategic outcome 02

[1] The Food Security Cluster and the Government of Chad recalculated food insecurity figures by taking the impact of COVID-19 into consideration, and 2.1 million were estimated to be food insecure during the period June-September 2020.

[2] Phase 3 and above of Cadre Harmonisé (March 2020).

[3] Lac, Kanem, Barh el Gazal, Batha, Guera and Ouaddai, and the southern Logone Oriental province.

[4] In-kind rations of the lean season response were harmonized at 70 percent. This aligned with national standards and consisted of cereals (300 grams), pulses (70 grams), vegetable oil (25 grams) and salt (5 grams) per person.

[5] WFP faced delays in food dispatches through the Cameroun corridor, where national COVID-19 movement control measures were put in place. This was combined with delays in local purchases and difficulties prepositioning food due to flooding and interrupted road access.

[6] Institut National de la Statistique, des Études Économiques et Démographiques (INSEED).

[7] Monthly cash transfers for adolescent girls were done as cash-in-hand through a micro-finance institution.

[8] Annuaire Statistique Scolaire 2019/2020 Produit par le MENPC avec l'appui technique et financier de l'UNESCO et du Partenariat Mondial pour l'Éducation (PME/GPE).

[9] A Memorandum of Understanding covering WFP Chad's CSP period (2019-2023) was signed with the Direction de l'Alimentation, la Nutrition et la Santé Scolaire for the provision of equipment, financial resources, non-food items to implement and monitor the program across targeted provinces.

[10] The event brought together all relevant national stakeholders, including African Union, national and international NGOs, UN agencies and financial partners (Agence Française de Développement, the lead of Partners for Education), Chad's Ministry of Education, as well as representatives from Brazil and countries in the region (namely Benin, Congo, DRC and Senegal) to share experiences and lessons learned in this area. WFP will support the national strategy formulation process, by providing direct technical assistance as well as by facilitating South-South and triangular cooperation to tap into other countries' expertise and resources.

[11] For school feeding activities, the biggest challenges were related to long lead times (supply chain), conservation methods of pulses (cowpeas) purchased for the programme at local and regional level, and monitoring capacities of DANSS and delegations of education.

Notes on data table (output indicators):

A.1: Beneficiaries receiving cash-based transfers (activity 2): Actuals are missing because WFP was not able to receive funding for CBT for lean season assistance. Only general distribution through in-kind was funded.

A.1: Beneficiaries receiving food transfers, students (primary schools) receiving (alternative take-home rations) (activity 3): There is no planned value because this modality was added due to COVID-19 restrictions.

Notes on data table (outcome indicators):

Economic capacity to meet essential needs (new): there is no data for 2019 because this indicator is new.

Enrolment rates: there is no data for 2019 because this data was not available.

Notes on data in the narrative:

Indicators such as percentage of households satisfied with seasonal assistance received, percentage of households satisfied with the timeliness of the response to meet their immediate food needs, percentage of a member living with a disability are not included in the data table. However, data for these indicators can be found in 2020 post distribution monitoring survey results.

Strategic outcome 03

- [1] Batha, Bahr El Gazal, Guerra, Kanem and Lac Provinces.
- [2] 10 out of 15 provinces where the GAM rate exceeded 10 percent in the 2019 SMART survey: Batha, Kanem, Lac, Guerra, Sila, Bahr El Ghazal, Salamat, Ouaddai, Wadi Fira, Ndjamen.
- [3] Sachets containing dry powder with micronutrients that can be added to any semi-solid or solid food that is ready for consumption.
- [4] Complementary activities composed of immunization, antenatal and postnatal care consultations, prevention of childhood disease, deworming, vitamin A supplementation and promotion sessions of appropriate infant and young child feeding practices and prevention of malnutrition in PLWG.
- [5] Batha, Bahr El Gazal, Guerra, Kanem and Lac Provinces.
- [6] Outcome indicators for activity 4 were collected and showcased under strategic outcome 4, as this activity is part of the integrated resilience package.
- [7] Direction de la Nutrition et de la Technologie Alimentaire (DNNTA).
- [8] MANISA is a locally produced fortified flour that is given to children of 6-23 months to prevent malnutrition.
- [9] Cellule de Liaison et d'Information des Associations Féminines, or CELIAF.
- [10] Social behavioral communication for change (SBCC) measures addressed nutrition and hygiene, family planning, gender equality and gender-based violence.
- [11] Logone Occidental, Logone Oriental, Moyen Chari, N'Djamena, Ouaddai and Tandjile.

Strategic outcome 04

- [1] Strategic outcome 4 project planning incorporates WFP's Three-Pronged Approach: integrated context analysis, seasonal livelihood programming and community-based participatory planning. It also integrates gender analyses, protection assessments, and environment and social considerations to ensure that the assets created or rehabilitated benefit the most vulnerable men and women of all ages and comply with WFP requirements in social and environmental standards.
- [2] This year, 16,916 vulnerable households participated in Food assistance For Assets (FFA) activities. One representative per household is invited to participate in the FFA activities.
- [3] Resilience activities were implemented with two-fold strategy: 1) adapting the intervention modalities and impact to the short-term socioeconomic crisis due to COVID-19 pandemic and 2) building community resilience to mitigate those risks. Assets were categorized in two groups, which are assets that could still be created with or without COVID-19 measures such as movement restrictions.
- [4] Handwashing facilities, kitchen gardens, improved grain bins were activities particularly adapted for COVID-19 in 2020. Therefore, data for these activities are not shown in the results table.
- [5] Moisture conservation structures include half-moons, deep trenches and check dams. This approach increased considerably the survival rate inventory of seedlings (75-80 percent).
- [6] 2 international and 14 national NGOs.

Notes on data table (output indicators):

A.1: There is no data for beneficiaries receiving food transfers for food assistance for assets activity because food distribution was not a modality of strategic outcome 4.

Note on data table (outcome indicators):

All indicators related to Food Consumption Score on nutrition pertain to women aged 15-49; therefore, there is data for women only.

Data for Minimum dietary Diversity - Women was not collected in 2019.

Strategic outcome 05

- [1] Out of USD 12.9 million available in 2020 under strategic outcome 5, USD 10.5 million represented multi-year allocations for the project FORMANUT (Formation pour la Nutrition).
- [2] Division des Statistiques Agricoles (DSA); Système d'Information durable sur la Sécurité Alimentaire et d'Alerte Précoce (SISAAP).
- [3] Évaluation Nationale de la Sécurité Alimentaire (ENSA).
- [4] Every household in Chad is surveyed and collected data is transferred into a platform that informs about the level of food insecurity, education, malnutrition, or unemployment.
- [5] In three provinces, Barh el Gazal, Batha and Kanem, the combination of targeting and beneficiary registration was piloted using the data available in the unified social registry.
- [6] Direction de la Nutrition et de la Technologie Alimentaire (DNNTA).
- [7] Within the HCT/UNCT/UNSDCF framework.

Notes on data table (outcome indicators):

Number of national food security and nutrition policies, programmes and system components enhanced as a result of WFP capacity strengthening (new) for school feeding, stand-alone micronutrient supplementation, and treatment of moderate acute malnutrition activities: There are no 2019 follow-up data for these indicators because they are new. Resources mobilized (USD value) for national food security and nutrition systems as a result of WFP capacity strengthening (new) for sub activity prevention of acute malnutrition was not collected in 2019.

Note on WFP Gender and Age Marker (GAM) code:

In 2020, the country office took into account gender in the design of assessments, in their analysis and in the participation of beneficiaries in activities. However, the GAM code is zero because activity 8 does not have direct beneficiaries and Government capacity strengthening activities carried out were not specifically gender-tailored to correct inequalities, for example through policies.

Strategic outcome 06

- [1] To respond to transportation needs, UNHAS continues to strategically base two aircrafts in the east of the country bordering Sudan (Abeche and Goz Beida), one aircraft providing connections between the West and the East (the Lake Chad Basin based in N'Djamena), and the fourth aircraft stationed in Yaoundé, Cameroon.
- [2] Distances between the main areas of humanitarian activity and organizations' bases of operation are vast - some 950 km from the capital city, N'Djamena. Road travel through desert sand roads is affected by seasonal weather, making it impassable during the rainy season (June to mid-October). Moreover, growing insecurity renders road travel very hazardous (security level 3 in East and Southeast regions and level 4 in the Lake region).
- [3] Moustiquaires Imprégnées d'Insecticide à Longue Durée d'Action (MILDA).
- [4] SCOPE is WFP's beneficiary and transfer management platform. The use of iris scans is a pilot in the region and will allow for an improved and secured assistance delivery to the beneficiaries WFP serves. The iris scan has been proved by WFP to be COVID-19 measures compliant and the most secured means of people identity verification in the field.
- [5] Under the leadership of the Resident Coordinator, the Chad UN team has developed for the first time an online Business Operations Strategy (2.0) for the joint implementation of the UNDAF 2020-2024 strategy.
- [6] Of medium/small size (37 and 12 seats).
- [7] Agency for Aerial Navigation Safety in Africa and Madagascar (ASECNA)/ Civil Aviation Authority of Chad (ADAC)
- [8] The five sites are in Farchana, Guereda, Bol, Baga Sola and Mongo. The airstrip rehabilitation in Bagasola was concluded; however, ADAC suggested an addition of a taxiway, which will be done in 2021.
- [9] Of the 115 participants, in-house training to 103 UNHAS staff and focal points in aviation security training and focal points in IATA ground handling and loading supervision courses and training to 12 Government partners (ADAC, ASECNA, Gendarmerie, THS) Aviation Security, Operational and safety management systems.
- [10] Surveys were conducted from 10 June-11 July 2020.

Note on WFP Gender and Age Marker (GAM) codes:

GAM codes are not applicable (N/A) for activities 9 nor 10 as they are related to service provision, hence GAM codes are not relevant.

Progress towards gender equality

[1] 2020 UNDP Human Development Report.

[2] 29 percent of women have experienced physical violence; 12 percent have suffered sexual violence and between 38 percent and 44 percent are excised. On land ownership, 14 percent of landowners are women, while 51 percent are men. Moreover, only 17 percent of women are implicated in key decisions regarding their health, or major household expenditures.

[3] Breaking Barriers on Girls' Education offers several services in schools including school meals, nutrition, cash transfers to adolescent girls, wash facilities, gender-based violence support, education, awareness raising and institutional capacity strengthening. The aim of the project is to promote girls' education in Chad while impacting levels of nutrition, enrolment, retention and attendance for adolescent girls.

[4] This year, 16,916 of vulnerable households participated in food for assets (FFA) activities. One representative per household is invited to participate in the food for assets (FFA) activities. On average, 16,916 vulnerable households translate to 84,580 people.

Protection and accountability to affected populations

[1] CFM is an anonymous telephone hotline through which complaints, feedback and comments are collected and dispatched to relevant colleagues to be handled. A two-way communication process is in place throughout the project cycle, through consultations with communities, information provision as well as physical presence of staff and partners during distributions.

[2] Chad CFM Report 2020 revealed that out of 828 calls received, 6 percent were made by women in the Province of Lac and 20 percent in Logone Orientale.

[3] Distribution desks also referred to as "Help Desks" play an important role as it is the first point of call when minor issues arise during the distribution cycle such as problems in relation to ration card, finger print, and any other issues that can be easily resolved immediately or flagged to a member of staff for further consultation.

[4] Beneficiaries with disabilities include refugees (18 percent), IDPs (7 percent), returnees (2 percent), and the local Chadian population (73 percent).

Note on data table (outcome indicators):

The activity for refugees concerns activity 1 and general distribution, and only 46.6 percent of Chadian beneficiaries of the lean season assistance reported that WFP programmes were dignified. WFP is planning to strengthen sensitization and distribution processes for 2021, to ensure that beneficiaries' satisfaction of the assistance (96 percent in 2020) is reflected in their perception of a dignified process.

For the indicator "Proportion of project activities for which beneficiary feedback is documented, analyzed and integrated in programme improvements", data was collected for general distribution (sub-activity) for activities 1 and 2 and for refugees and local populations respectively.


Environment

[1] This year, 16,916 of vulnerable households participated in food for assets (FFA) activities. One representative per household is invited to participate in the food for assets (FFA) activities. On average, 16,916 vulnerable households translate to 84,580 people.

Note on data table: No data for environment indicators were collected because, due to COVID-19 restrictions, no community-based participatory planning (CBPP) exercises were carried out, therefore no environment risk assessments were possible.

Figures and Indicators

WFP contribution to SDGs

 SDG 2: End hunger, achieve food security and improved nutrition and promote sustainable agriculture											
WFP Strategic Goal 1: Support countries to achieve zero hunger						WFP Contribution (by WFP, or by governments or partners with WFP Support)					
SDG Indicator	National Results					SDG-related indicator	Direct				Indirect
	Unit	Female	Male	Overall	Year		Unit	Female	Male	Overall	
Prevalence of moderate or severe food insecurity in the population, based on the Food Insecurity Experience Scale (FIES)	%	4.3	4.3	4.3	2020	Number of people reached (by WFP, or by governments or partners with WFP support) to improve their food security	Number	558,551	515,586	1,074,137	
						Number of people reached (by WFP, or by governments or partners with WFP support) in the context of emergency and protracted crisis response	Number	2,972	2,744	5,716	1,143
Prevalence of undernourishment	%	10	10	10	2020	Number of people reached (by WFP, or by governments or partners with WFP support) to improve their food security	Number	1,292,644	1,193,210	2,485,854	
						Number of people reached (by WFP, or by governments or partners with WFP support) in the context of emergency and protracted crisis response	Number	397,640	367,052	764,692	
Prevalence of malnutrition among children under 5 years of age, by type (wasting and overweight)	% wasting	0	0			Number of people reached (by WFP, or by governments or partners with WFP support) with interventions to prevent and treat malnutrition (moderate acute malnutrition)	Number	203,638	187,973	391,611	
						Number of people reached (by WFP, or by governments or partners with WFP support) with interventions to prevent and treat malnutrition (micronutrient programmes)	Number	40,304	37,204	77,508	

Average income of small-scale food producers, by sex and indigenous status	US\$					Number of small-scale food producers reached (by WFP, or by governments or partners with WFP support) with interventions that contribute to improved incomes	Number	12,697	11,720	24,417
Proportion of agricultural area under productive and sustainable agriculture	%					Number of people reached (by WFP, or by governments or partners with WFP support) with interventions that aim to ensure productive and sustainable food systems	Number	41,009	37,855	78,864
						Number of hectares of land rehabilitated (by WFP, or by governments or partners with WFP support)	Ha			1,020.8



SDG 17: Strengthen the means of implementation and revitalize the global partnership for sustainable development

WFP Strategic Goal 2: Partner to support implementation of the SDGs				WFP Contribution (by WFP, or by governments or partners with WFP Support)			
SDG Indicator	National Results			SDG-related indicator	Direct		Indirect
	Unit	Overall	Year		Unit	Overall	
Number of countries with mechanisms in place to enhance policy coherence of sustainable development	Number			Number of mechanisms (by type) developed (by WFP, or by governments or partners with WFP support) to enhance policy coherence (linked to zero hunger)	Number	24	
Number of countries reporting progress in multi-stakeholder development effectiveness monitoring frameworks that support the achievement of the sustainable development goals	Number			Number of partners participating in multi-stakeholder partnerships (including common services and coordination platforms where WFP plays a leading or coordinating role)	Number	5	
Foreign direct investments (FDI), official development assistance and South-South Cooperation as a proportion of total domestic budget	%			Dollar value of resources mobilized (by WFP) to increase government or national stakeholder access to financial resources to achieve the SDGs	US\$	460,000	

Beneficiaries by Sex and Age Group

Beneficiary Category	Gender	Planned	Actual	% Actual vs. Planned
Total Beneficiaries	male	1,038,853	1,179,456	114%
	female	1,277,538	1,306,398	102%
	total	2,316,391	2,485,854	107%
By Age Group				

Beneficiary Category	Gender	Planned	Actual	% Actual vs. Planned
0-23 months	male	206,804	204,551	99%
	female	248,304	243,326	98%
	total	455,108	447,877	98%
24-59 months	male	144,704	140,885	97%
	female	144,704	140,885	97%
	total	289,408	281,770	97%
5-11 years	male	195,322	238,564	122%
	female	198,569	233,549	118%
	total	393,891	472,113	120%
12-17 years	male	213,210	258,005	121%
	female	213,210	258,851	121%
	total	426,420	516,856	121%
18-59 years	male	262,412	317,604	121%
	female	456,350	410,786	90%
	total	718,762	728,390	101%
60+ years	male	16,401	19,847	121%
	female	16,401	19,001	116%
	total	32,802	38,848	118%

Beneficiaries by Residence Status

Residence Status	Planned	Actual	% Actual vs. Planned
Resident	1,412,572	1,673,732	118%
Refugee	578,119	568,263	98%
Returnee	78,887	58,432	74%
IDP	246,813	185,427	75%

Beneficiaries by Programme Area

Programme Area	Planned	Actual	% Actual vs. Planned
Asset Creation and Livelihood	358,291	84,580	23%
Nutrition Prevention	351,313	226,279	64%
Nutrition Treatment	272,725	387,208	141%
School Meal	265,035	217,160	81%
Unconditional Resources Transfer	1,132,027	1,817,956	160%

Annual Food Transfer

Commodities	Planned Distribution (mt)	Actual Distribution (mt)	% Actual vs. Planned
Everyone has access to food			
Strategic Outcome: Strategic Outcome 01			



Commodities	Planned Distribution (mt)	Actual Distribution (mt)	% Actual vs. Planned
Corn Sorghum Flour	0	579	-
Maize	0	2,547	-
Rice	0	4,860	-
Sorghum Flour	0	503	-
Sorghum/Millet	46,300	32,189	70%
Corn Soya Blend	11,790	568	5%
High Energy Biscuits	20	19	99%
High Energy Supplements	0	1	-
LNS	0	253	-
Ready To Use Supplementary Food	927	137	15%
Micronutrient Powder	4	0	0%
Iodised Salt	557	103	19%
Vegetable Oil	4,795	3,066	64%
Beans	0	2,698	-
Canned Vegetables	0	4	-
Split Lentils	0	43	-
Split Peas	10,792	6,977	65%
Strategic Outcome: Strategic Outcome 02			
Rice	0	1,246	-
Sorghum/Millet	29,497	10,811	37%
Wheat Flour	0	742	-
Micronutrient Powder	11	0	0%
Iodised Salt	440	141	32%
Vegetable Oil	2,505	870	35%
Beans	0	1,273	-
Split Lentils	0	34	-
Split Peas	6,788	1,431	21%
No one suffers from malnutrition			
Strategic Outcome: Strategic Outcome 03			
Rice	0	9	-
Sorghum/Millet	0	256	-
Corn Soya Blend	8,064	1,605	20%
LNS	0	875	-
Ready To Use Supplementary Food	1,854	1,209	65%
Wheat Soy Flour	0	1	-
Micronutrient Powder	4	10	266%
Iodised Salt	0	0	-
Vegetable Oil	620	53	9%
Split Peas	0	82	-

Commodities	Planned Distribution (mt)	Actual Distribution (mt)	% Actual vs. Planned
Food systems are sustainable			
Strategic Outcome: Strategic Outcome 04			
Sorghum/Millet	5,355	0	0%
Iodised Salt	63	0	0%
Vegetable Oil	441	0	0%
Split Peas	1,260	0	0%

Annual Cash Based Transfer and Commodity Voucher

Modality	Planned Distribution (CBT)	Actual Distribution (CBT)	% Actual vs. Planned
Everyone has access to food			
Cash	26,168,041	8,072,363	31%
Value Voucher	16,281,405	8,750,157	54%
Cash	9,378,432	434,036	5%
No one suffers from malnutrition			
Cash	26,265	31,130	119%
Food systems are sustainable			
Cash	6,600,000	3,959,727	60%
Countries have strengthened capacity to implement the SDGs			
Cash	0	19,225	-

Strategic Outcome and Output Results

Strategic Outcome 01 : Crisis-affected people in targeted areas are able to meet their basic food and nutrition needs during and in the aftermath of crises					- Crisis Response	
Output Results						
Activity 01: Provide an integrated assistance package to crisis-affected people, including food assistance (conditional and/or unconditional), school meals, and specialized nutritious food to children and PLW/Gs and people living with HIV or TB for malnutrition prevention and treatment						
Output Category A: Resources transferred						
Output Category C: Capacity development and technical support provided						
Output Category E*: Social and behaviour change communication (SBCC) delivered						
Output Category N*: School feeding provided						
Output	Output Indicator	Beneficiary Group	Sub Activity	Unit of measure	Planned	Actual
A:	A.1: Beneficiaries receiving cash-based transfers	ART clients	HIV/TB Care& treatment;	Female Male Total	15,300 14,700 30,000	168 163 331
A:	A.1: Beneficiaries receiving cash-based transfers	Activity supporters	School feeding (take-home rations)	Female Male Total	2,493 2,397 4,890	
A:	A.1: Beneficiaries receiving cash-based transfers	All	Food assistance for asset	Female Male Total	42,684 41,010 83,694	
A:	A.1: Beneficiaries receiving cash-based transfers	All	General Distribution	Female Male Total	124,665 119,775 244,440	175,098 168,229 343,327
A:	A.1: Beneficiaries receiving cash-based transfers	Students (primary schools)	School feeding (take-home rations)	Female Male Total	8,094 7,779 15,873	
A:	A.1: Beneficiaries receiving food transfers	All	Food assistance for asset	Female Male Total	43,246 41,550 84,796	
A:	A.1: Beneficiaries receiving food transfers	All	General Distribution	Female Male Total	161,487 155,153 316,640	559,283 537,352 1,096,635
A:	A.1: Beneficiaries receiving food transfers	Children	Prevention of acute malnutrition	Female Male Total	69,000 46,000 115,000	38,138 25,426 63,564
A:	A.1: Beneficiaries receiving food transfers	Children	Treatment of moderate acute malnutrition	Female Male Total	51,500 51,500 103,000	30,942 30,941 61,883
A:	A.1: Beneficiaries receiving food transfers	Pregnant and lactating women	Prevention of acute malnutrition	Female Total	80,500 80,500	13,708 13,708
A:	A.1: Beneficiaries receiving food transfers	Pregnant and lactating women	Treatment of moderate acute malnutrition	Female Total	51,500 51,500	
A:	A.1: Beneficiaries receiving food transfers	Students (primary schools)	School feeding (on-site)	Female Male Total	24,200 30,800 55,000	16,124 24,187 40,311
A:	A.2: Food transfers			MT	75,184	54,548
A:	A.3: Cash-based transfers			US\$	42,449,446	16,822,520

	A.8*: Number of rations provided								
A: Crisis-affected beneficiaries receive timely and adequate conditional food assistance for assets or trainings to meet their food requirements while improving their livelihoods	A.8.1: Number of rations provided		General Distribution	ration	20,000,000	16,299,863			
A: Crisis-affected beneficiaries receive timely and adequate conditional food assistance for assets or trainings to meet their food requirements while improving their livelihoods	A.8.1: Number of rations provided		Treatment of moderate acute malnutrition	ration	6,000,000	5,569,470			
	A.8*: Number of rations provided								
A: Crisis-affected children attending school receive timely and adequate school meals to meet their food requirements	A.8.1: Number of rations provided		School feeding (on-site)	ration	10,000,000	9,674,640			
	C.4*: Number of people engaged in capacity strengthening initiatives facilitated by WFP to enhance national food security and nutrition stakeholder capacities (new)								
C: Crisis-affected beneficiaries receive timely and adequate conditional food assistance for assets or trainings to meet their food requirements while improving their livelihoods	C.4*.1: Number of government/national partner staff receiving technical assistance and training		General Distribution	individual	400	136			
	E*.4*: Number of people reached through interpersonal SBCC approaches								
E*: Crisis-affected beneficiaries receive nutrition messaging to improve nutrition-related practices.	E*.4.2: Number of people reached through interpersonal SBCC approaches (female)		Treatment of moderate acute malnutrition	Number	250,000	391,611			
	N*.1*: Feeding days as percentage of total school days								
N*: Crisis-affected children attending school receive timely and adequate school meals to meet their food requirements	N*.1.1: Feeding days as percentage of total school days		School feeding (on-site)	%	100	135			

Outcome Results

Activity 01: Provide an integrated assistance package to crisis-affected people, including food assistance (conditional and/or unconditional), school meals, and specialized nutritious food to children and PLW/Gs and people living with HIV or TB for malnutrition prevention and treatment

Indicator	Subactivity	Sex	Baseline	End-CSP Target	2020 Target	2020 Follow-up	2019 Follow-up	2018 Follow-up	Source
IDPs; Chad; Cash, Food, Value Voucher									
Consumption-based Coping Strategy Index (Average)	General Distribution	Female	5.5	<5	<5.5	14	1.6		WFP survey
		Male	5	<5	<5	12.6	1.5		
		Overall	5.3	<5	<5.3	12.8	1.6		

Dietary Diversity Score	General Distribution	Female	5	>5	>6	5	6	WFP survey
		Male	5.3	>5	>5.9	4.8	5.9	
		Overall	5.1	>5	>5.9	4.9	5.9	
Food Consumption Score: <i>Percentage of households with Acceptable Food Consumption Score</i>	General Distribution	Female	63.2	>75	>89.8	94.4	89.8	WFP survey
		Male	78.2	>75	>92.2	73.6	92.2	
		Overall	68.4	>75	>90.4	76.5	90.4	
Food Consumption Score: <i>Percentage of households with Borderline Food Consumption Score</i>	General Distribution	Female	28.7	<25	<10.2	0	10.2	WFP survey
		Male	17.2	<25	<7.79	20.9	7.79	
		Overall	24.8	<25	<9.59	18	9.59	
Food Consumption Score: <i>Percentage of households with Poor Food Consumption Score</i>	General Distribution	Female	8.1	<5	<0	5.6	0	WFP survey
		Male	4.6	<5	<1.01	5.5	1.01	
		Overall	6.9	<5	<0.01	5.5	0.01	
Livelihood-based Coping Strategy Index (Average)	General Distribution	Female	3.64	<3	<10.38	27.8	10.38	WFP survey
		Male	2.52	<3	<10	29.1	10	
		Overall	3.26	<3	<10.28	28.9	10.28	
IDPs; Chad; Food								
Attendance rate (new)	School feeding (on-site)	Female	80	>90	>84	39.6	84	WFP programme monitoring
		Male	80	>90	>91	28	91	
		Overall	80	>90	>87	32.8	87	
Enrolment rate	School feeding (take-home rations)	Female	20	>50	>20	21.39		WFP programme monitoring
		Male	20	>50	>20	22.09		
		Overall	20	>50	>20	21.74		
Proportion of children 6–23 months of age who receive a minimum acceptable diet	Prevention of acute malnutrition	Female	16.6	>70	>18.3	3	0	WFP survey
		Male	16.6	>70	>18.3	5	0	
		Overall	16.6	>70	>18.3	4	0	
Proportion of eligible population that participates in programme (coverage)	Prevention of acute malnutrition	Female	99.59	=100	>88	78.57	88	WFP programme monitoring
		Male	99.59	=100	>84	78.57	84	
		Overall	99.59	=100	>96	78.57	96	
Proportion of target population that participates in an adequate number of distributions (adherence)	Treatment of moderate acute malnutrition	Female	90	>70	>70	90.9	92	WFP programme monitoring
		Male	90	>70	>70	90.9	96	
		Overall	90	>70	>70	90.9	94	
Retention rate	School feeding (on-site)	Female	80	>80	>80	97.2		WFP programme monitoring
		Male	80	>80	>80	97.2		
		Overall	80	>80	>80	97.2		
Retention rate / Drop-out rate (new): <i>Drop-out rate</i>	School feeding (on-site)	Female	20	<20	<16	2.81	16	WFP programme monitoring
		Male	20	<20	<12	2.81	12	
		Overall	20	<20	<14	2.81	14	
Retention rate / Drop-out rate (new): <i>Retention rate</i>	School feeding (on-site)	Female	80	>80	>81	97.19	81	WFP programme monitoring
		Male	80	>80	>90	97.19	90	
		Overall	80	>80	>86	97.19	86	
Local Population; Chad; Cash, Food								
ART Default rate	HIV/TB Care&reatment;	Overall	15	<15	<15	0.5		Secondary data
Consumption-based Coping Strategy Index (Average)	General Distribution	Female	5	<5	<5.79	5		WFP survey
		Male	5	<5	<3.75	5.1		
		Overall	5	<5	<4.76	5		
Dietary Diversity Score	General Distribution	Female	4.8	>6	>4.8	5.1		WFP survey
		Male	5.22	>6	>5.22	5.1		
		Overall	5.03	>6	>5.03	5.1		
Economic capacity to meet essential needs (new)	General Distribution	Female	32.3	>32.3	>32.3	32.3		WFP survey
		Male	42.85	>42.85	>42.85	42.85		
		Overall	38.5	>38.5	>38.5	38.5		
Food Consumption Score: <i>Percentage of households with Acceptable Food Consumption Score</i>	General Distribution	Female	62.1	>62.1	>62.1	73		Secondary data
		Male	77	>77	>77	75.2		
		Overall	69.5	>69.5	>69.5	73.7		

Food Consumption Score: <i>Percentage of households with Borderline Food Consumption Score</i>	General Distribution	Female	26.2	<26.2	<26.2	15.7		WFP survey
		Male	17.2	<17.2	<17.2	13.8		
		Overall	21.7	<21.7	<21.7	15		
Food Consumption Score: <i>Percentage of households with Poor Food Consumption Score</i>	General Distribution	Female	11.7	<11.7	<11.7	11.3		Secondary data
		Male	5.8	<5.8	<5.8	11		
		Overall	8.8	<8.8	<8.8	11.3		
Livelihood-based Coping Strategy Index (Average)	General Distribution	Female	5.2	<5	<5.2	7.9		Secondary data
		Male	3.9	<5	<3.9	7.6		
		Overall	4.5	<5	<4.5	7.8		
Refugees; Chad; Cash								
Food Consumption Score – Nutrition: <i>Percentage of households that consumed Hem Iron rich food daily (in the last 7 days)</i>	Food assistance for asset	Female	0	>50	>10	0	0	WFP survey
		Male	0	>0	>0	0	0	
		Overall	0	>50	>30	0	0	
Food Consumption Score – Nutrition: <i>Percentage of households that consumed Vit A rich food daily (in the last 7 days)</i>	Food assistance for asset	Female	1.4	>50	>10	0	1.4	WFP survey
		Male	0	>0	>0	0	0	
		Overall	1.4	>50	>30	0	1.4	
Food Consumption Score – Nutrition: <i>Percentage of households that consumed Protein rich food daily (in the last 7 days)</i>	Food assistance for asset	Female	0	>50	>10	33.4	0	WFP survey
		Male	0	>0	>0	0	0	
		Overall	0	>50	>30	0.4	0	
Food Consumption Score – Nutrition: <i>Percentage of households that never consumed Hem Iron rich food (in the last 7 days)</i>	Food assistance for asset	Female	66.9	<30	≤6.67	8.3	66.9	WFP survey
		Male	0	<0	≤0	0	0	
		Overall	66.9	<30	≤20	8.3	66.9	
Food Consumption Score – Nutrition: <i>Percentage of households that never consumed Protein rich food (in the last 7 days)</i>	Food assistance for asset	Female	33.8	<30	≤6.67	0	33.8	WFP survey
		Male	0	<0	≤0	0	0	
		Overall	33.8	<30	≤20	0	33.8	
Food Consumption Score – Nutrition: <i>Percentage of households that never consumed Vit A rich food (in the last 7 days)</i>	Food assistance for asset	Female	34.5	<30	≤6.67	4.6	34.5	WFP survey
		Male	0	<0	≤0	0	0	
		Overall	34.5	<30	≤20	4.6	34.5	
Food Consumption Score – Nutrition: <i>Percentage of households that sometimes consumed Hem Iron rich food (in the last 7 days)</i>	Food assistance for asset	Female	33.1	>20	>16.67	25	33.1	WFP survey
		Male	0	>0	>0	0	0	
		Overall	33.1	>20	>50	25	33.1	
Food Consumption Score – Nutrition: <i>Percentage of households that sometimes consumed Protein rich food (in the last 7 days)</i>	Food assistance for asset	Female	66.2	>20	>16.67	0	66.2	WFP survey
		Male	0	>0	>0	0	0	
		Overall	66.2	>20	>50	0	66.2	
Food Consumption Score – Nutrition: <i>Percentage of households that sometimes consumed Vit A rich food (in the last 7 days)</i>	Food assistance for asset	Female	64.2	>20	>16.67	28.7	64.2	WFP survey
		Male	0	>0	>0	0	0	
		Overall	64.2	>20	>50	28.7	64.2	
Proportion of the population in targeted communities reporting benefits from an enhanced livelihood asset base	Food assistance for asset	Overall	5	>5	<5	70	5	WFP survey
Proportion of the population in targeted communities reporting environmental benefits	Food assistance for asset	Overall	39	>40	>39	70	39	WFP survey
Refugees; Chad; Cash, Food, Value Voucher								

Consumption-based Coping Strategy Index (Average)	General Distribution	Female	9.1	<8.5	<9.1	8.3	8.7	WFP survey
		Male	7.5	<8.5	<7.5	8.3	8.6	
		Overall	8.5	<8.5	<8.5	8.3	8.7	
Dietary Diversity Score	General Distribution	Female	5.67	>5	>4.1	4.3	4.1	Joint survey
		Male	5.54	>5	>4	4.3	4	
		Overall	5.63	>5	>4	4.3	4	
Economic capacity to meet essential needs (new)	General Distribution	Female	26.5	>26.5	>26.5	26.5		WFP survey
		Male	12.7	>12.7	>12.7	12.7		
		Overall	19.6	>19.6	>19.6	19.6		
Food Consumption Score: <i>Percentage of households with Acceptable Food Consumption Score</i>	General Distribution	Female	62.5	>65	>62.5	36.5	37.5	WFP survey
		Male	70	>65	>70	40.3	47.5	
		Overall	65	>65	>65	37.5	40.8	
Food Consumption Score: <i>Percentage of households with Borderline Food Consumption Score</i>	General Distribution	Female	15.6	<15	<15.6	36.1	31.9	WFP survey
		Male	11.3	<15	<11.3	33.7	28.6	
		Overall	14.2	<15	<14.2	35.6	30.8	
Food Consumption Score: <i>Percentage of households with Poor Food Consumption Score</i>	General Distribution	Female	21.9	<20	<21.9	27.4	30.6	WFP survey
		Male	18.7	<20	<18.7	26	23.9	
		Overall	20.8	<20	<20.8	26.9	28.4	
Livelihood-based Coping Strategy Index (Average)	General Distribution	Female	0.58	<5	<5.32	5.6	5.32	WFP survey
		Male	0.52	<5	<6.48	6.1	6.48	
		Overall	0.54	<5	<5.7	5.7	5.7	
Minimum Dietary Diversity – Women	General Distribution	Overall	20	>20	>28.9	77.8	28.9	WFP survey
Refugees; Chad; Food								
MAM Treatment Default rate	Treatment of moderate acute malnutrition	Female	15	<15	<15	2.14	5.88	WFP programme monitoring
		Male	15	<15	<15	2.14	5.88	
		Overall	15	<15	<15	2.14	5.88	
MAM Treatment Mortality rate	Treatment of moderate acute malnutrition	Female	3	<3	<3	0.01	1.07	WFP programme monitoring
		Male	3	<3	<3	0.01	1.07	
		Overall	3	<3	<3	0.01	1.07	
MAM Treatment Non-response rate	Treatment of moderate acute malnutrition	Female	15	<15	<15	0.31	1	WFP programme monitoring
		Male	15	<15	<15	0.31	1.07	
		Overall	15	<15	<15	0.31	1.07	
MAM Treatment Recovery rate	Treatment of moderate acute malnutrition	Female	75	>75	>75	97.55	91.9	WFP programme monitoring
		Male	75	>75	>75	97.55	91.9	
		Overall	75	>75	>75	97.55	91.9	
Proportion of beneficiaries who recall and practice a key nutrition message	Treatment of moderate acute malnutrition	Overall	80	>80	>82	82.4	82	WFP programme monitoring
Proportion of children 6–23 months of age who receive a minimum acceptable diet	Prevention of acute malnutrition	Female	5	>70	>6.2	11.8	6.5	Joint survey
		Male	5	>70	>6.2	11.8	5.6	
		Overall	5	>70	>6.2	11.8	6	
Proportion of eligible population that participates in programme (coverage)	Prevention of acute malnutrition	Female	79	>70	>97	98	97	WFP programme monitoring
		Male	79	>70	>95	98	95	
		Overall	79	>70	>96	98	96	
Proportion of target population that participates in an adequate number of distributions (adherence)	Treatment of moderate acute malnutrition	Female	85	>70	>70	78.01	90	WFP programme monitoring
		Male	85	>70	>70	78.01	90	
		Overall	85	>70	>70	78.01	90	
Returnees; Chad; Cash, Value Voucher								
Consumption-based Coping Strategy Index (Average)	General Distribution	Female	5.2	<5.8	<5.2	12.2	9.7	WFP survey
		Male	6.8	<5.8	<6.8	12.9	7.3	
		Overall	5.8	<5.8	<5.8	12.6	8.6	
Dietary Diversity Score	General Distribution	Female	5.75	>5	>5.6	4.9	5.6	WFP survey
		Male	5.88	>5	>5.6	4.7	5.6	
		Overall	5.8	>5	>5.6	4.8	5.6	

Food Consumption Score: <i>Percentage of households with Acceptable Food Consumption Score</i>	General Distribution	Female	78.2	>82.5	>70.2	53.1	70.3	WFP survey
		Male	90.8	>82.5	>90.8	50	78.4	
		Overall	82.5	>82.5	>82.5	51.5	74	
Food Consumption Score: <i>Percentage of households with Borderline Food Consumption Score</i>	General Distribution	Female	17.7	<15	<17.7	25	22	WFP survey
		Male	9.2	<15	<9.2	38.6	16.5	
		Overall	14.8	<15	<14.8	32.1	19.5	
Food Consumption Score: <i>Percentage of households with Poor Food Consumption Score</i>	General Distribution	Female	4.1	<2.5	<4.1	21.9	7.6	WFP survey
		Male	0	<2.5	<0	11.4	5.2	
		Overall	2.7	<2.5	<2.7	16.4	6.5	
Livelihood-based Coping Strategy Index (Average)	General Distribution	Female	1.9	<5	<10.84	6.3	10.84	WFP survey
		Male	1.58	<5	<13.2	22.9	13.2	
		Overall	1.8	<5	<11.9	14.9	11.9	

Strategic Outcome 02 : Food-insecure people in targeted areas have access to adequate and nutritious food all year-round						- Resilience Building	
Output Results							
Activity 02: Provide seasonal food assistance to targeted food insecure people							
Output Category A: Resources transferred							
Output	Output Indicator	Beneficiary Group	Sub Activity	Unit of measure	Planned	Actual	
A:	A.1: Beneficiaries receiving cash-based transfers	All	General Distribution	Female Male Total	91,556 87,966 179,522		
A:	A.1: Beneficiaries receiving food transfers	All	General Distribution	Female Male Total	251,905 242,027 493,932	192,777 185,217 377,994	
A:	A.2: Food transfers			MT	33,489	13,346	
A:	A.3: Cash-based transfers			US\$	8,078,490	7,592	
	A.8*: Number of rations provided						
A: Targeted beneficiaries receive timely and adequate food assistance to meet their food needs	A.8.1: Number of rations provided		General Distribution	ration	4,000,000	3,401,946	
Activity 03: Provide school meals to vulnerable children during the school year, in a way that relies on and stimulates local production							
Output Category A: Resources transferred							
Output Category N*: School feeding provided							
Output	Output Indicator	Beneficiary Group	Sub Activity	Unit of measure	Planned	Actual	
A:	A.1: Beneficiaries receiving cash-based transfers	Activity supporters	School feeding (take-home rations)	Female Male Total	6,163 5,922 12,085	4,251 4,084 8,335	
A:	A.1: Beneficiaries receiving cash-based transfers	Students (primary schools)	School feeding (take-home rations)	Female Male Total	45,853 44,057 89,910	1,168 1,120 2,288	
A:	A.1: Beneficiaries receiving food transfers	Students (primary schools)	School feeding (alternative take-home rations)	Female Male Total	0	56,523 84,785 141,308	
A:	A.1: Beneficiaries receiving food transfers	Students (primary schools)	School feeding (on-site)	Female Male Total	70,180 89,320 159,500	62,226 59,783 122,009	
A:	A.2: Food transfers			MT	5,753	3,202	
A:	A.3: Cash-based transfers			US\$	1,299,942	426,444	
	A.8*: Number of rations provided						
A: Children attending school receive timely and adequate school meals to meet their food requirements and support school attendance	A.8.1: Number of rations provided		School feeding (on-site)	ration	3,000,000	3,418,656	
	N*.1*: Feeding days as percentage of total school days						
N*: Children attending school receive timely and adequate school meals to meet their food requirements and support school attendance	N*.1.1: Feeding days as percentage of total school days		School feeding (on-site)	%	100	135	

	N*.2*: Average number of school days per month on which multi-fortified or at least 4 food groups were provided (nutrition-sensitive indicator)								
N*: Children attending school receive timely and adequate school meals to meet their food requirements and support school attendance	N*.2.1: Average number of school days per month on which multi-fortified or at least 4 food groups were provided (nutrition-sensitive indicator)			School feeding (on-site)	Days		20		27

Outcome Results

Activity 02: Provide seasonal food assistance to targeted food insecure people

Indicator	Subactivity	Sex	Baseline	End-CSP Target	2020 Target	2020 Follow-up	2019 Follow-up	2018 Follow-up	Source
Local Population; Chad; Food									
Consumption-based Coping Strategy Index (Average)	General Distribution	Female	7.6	<5	<5.3	2.5	5.3		WFP survey
		Male	7.6	<5	<5	2.5	5		
		Overall	7.6	<5	<5.2	2.5	5.2		
Dietary Diversity Score	General Distribution	Female	4.3	>5	>4.7	5.1	4.7		WFP survey
		Male	4.5	>5	>4.7	5.1	4.7		
		Overall	4.4	>5	>4.7	5.1	4.7		
Economic capacity to meet essential needs (new)	General Distribution	Female	50	>50	>50	63.7			WFP survey
		Male	50	>50	>50	58.9			
		Overall	50	>50	>50	61.6			
Food Consumption Score: <i>Percentage of households with Acceptable Food Consumption Score</i>	General Distribution	Female	73.8	>71.7	>75.6	75.6	62.9		WFP survey
		Male	66.9	>71.7	>71	71	72.3		
		Overall	71.7	>71.7	>73.5	73.5	66.7		
Food Consumption Score: <i>Percentage of households with Borderline Food Consumption Score</i>	General Distribution	Female	18.7	<21.4	<17.4	17.4	26.3		WFP survey
		Male	27.4	<21.4	<23.1	23.1	19.3		
		Overall	21.4	<21.4	<19.9	19.9	21.9		
Food Consumption Score: <i>Percentage of households with Poor Food Consumption Score</i>	General Distribution	Female	7.4	<6.9	<7.1	7	13.5		WFP survey
		Male	5.6	<6.9	<5.9	5.9	8.4		
		Overall	6.9	<6.9	<6.9	6.5	11.4		
Livelihood-based Coping Strategy Index (Average)	General Distribution	Female	16.06	<3	<16.06	3.3	2.84		WFP survey
		Male	14.26	<3	<14.26	8.4	2.32		
		Overall	15.16	<3	<15.16	5.6	2.58		
Proportion of children 6–23 months of age who receive a minimum acceptable diet	Prevention of acute malnutrition	Female	0	>20	>7.81	12.8	7.1		WFP survey
		Male	0	>20	>7.81	12.8	7.1		
		Overall	0	>20	>7.81	12.8	7.1		

Activity 03: Provide school meals to vulnerable children during the school year, in a way that relies on and stimulates local production

Indicator	Subactivity	Sex	Baseline	End-CSP Target	2020 Target	2020 Follow-up	2019 Follow-up	2018 Follow-up	Source
Local Population; Chad; Food									
Attendance rate (new)	School feeding (on-site)	Female	90	>90	>90	80.1	99		WFP programme monitoring
		Male	90	>90	>90	97.79	99		
		Overall	90	>90	>90	88.9	99		
Enrolment rate	School feeding (on-site)	Female	20	>50	>20	34.1			WFP programme monitoring
		Male	20	>50	>20	25.6			
		Overall	20	>50	>20	29.8			

Retention rate / Drop-out rate (new): <i>Drop-out rate</i>	School feeding (on-site)	Female	20	<20	<20	19.9	6	WFP programme monitoring
		Male	28	<20	<20	2.21	8	
		Overall	24	<20	<20	11.1	7	
Retention rate / Drop-out rate (new): <i>Retention rate</i>	School feeding (on-site)	Female	80	>80	>80	80.1	94	WFP programme monitoring
		Male	72	>80	>80	97.79	92	
		Overall	76	>80	>80	88.9	93	

Strategic Outcome 03 : Vulnerable people in targeted areas have improved nutritional status all year-round					- Resilience Building	
Output Results						
Activity 04: Provide a malnutrition prevention package of specialized nutritious food to children aged 6-23 months and PLWG; cash transfers to PLWG attending pre-/post-natal care; and SBCC measures for the latter and their communities.						
Output Category A: Resources transferred						
Output Category E*: Social and behaviour change communication (SBCC) delivered						
Output	Output Indicator	Beneficiary Group	Sub Activity	Unit of measure	Planned	Actual
A:	A.1: Beneficiaries receiving cash-based transfers	Pregnant and lactating women	Treatment of moderate acute malnutrition	Female Total	25,750 25,750	4,882 4,882
A:	A.1: Beneficiaries receiving food transfers	Children	Prevention of acute malnutrition	Female Male Total	103,500 69,000 172,500	31,682 21,121 52,803
A:	A.1: Beneficiaries receiving food transfers	Pregnant and lactating women	Prevention of acute malnutrition	Female Total	86,250 86,250	18,696 18,696
A:	A.2: Food transfers			MT	6,598	786
A:	A.3: Cash-based transfers			US\$	26,265	31,130
	A.8*: Number of rations provided					
A: Targeted children aged 6–23 months and PLWG (tier 1) receive adequate and specialized nutritious foods that prevent malnutrition (Strategic Result 2).	A.8.1: Number of rations provided		Treatment of moderate acute malnutrition	ration	7,000,000	6,434,910
	E*.4*: Number of people reached through interpersonal SBCC approaches					
E*: Targeted beneficiaries (tier 1) receive nutrition-related messaging to improve nutrition-related practices and prevent malnutrition (Strategic Result 2).	E*.4.2: Number of people reached through interpersonal SBCC approaches (female)		Treatment of moderate acute malnutrition	Number	100,000	61,883
Activity 05: Provide a malnutrition treatment package of (i) specialized nutritious food to children aged 6-59 months and PLW/Gs; and (ii) SBC-measures to them and their wider communities						
Output Category A: Resources transferred						
Output	Output Indicator	Beneficiary Group	Sub Activity	Unit of measure	Planned	Actual
A:	A.1: Beneficiaries receiving food transfers	Children	Treatment of moderate acute malnutrition	Female Male Total	103,000 103,000 206,000	141,988 141,987 283,975
A:	A.1: Beneficiaries receiving food transfers	Pregnant and lactating women	Treatment of moderate acute malnutrition	Female Total	51,500 51,500	36,137 36,137
A:	A.2: Food transfers			MT	3,940	3,305
	A.8*: Number of rations provided					

A: Targeted children aged 6-59 months and PLWG/s receive adequate and specialized nutritious foods to treat malnutrition	A.8.1: Number of rations provided		Treatment of moderate acute malnutrition	rations	2,000,000	1,524,032
Activity 06: Provide adapted support to targeted people for local fortified nutritious food production.						
Output Category A: Resources transferred						
Output Category C: Capacity development and technical support provided						
Output	Output Indicator	Beneficiary Group	Sub Activity	Unit of measure	Planned	Actual
A:	A.1: Beneficiaries receiving food transfers	All	Prevention of acute malnutrition	Female Male Total	12,000 8,000 20,000	46,505 31,003 77,508
A:	A.2: Food transfers			MT	4	10
	C.5*: Number of capacity strengthening initiatives facilitated by WFP to enhance national food security and nutrition stakeholder capacities (new)					
C: Communities (tier 3) benefit from the availability of locally-produced fortified nutritious food products that support adequate nutrition (Strategic Result 2).	C.5*.1: Number of technical assistance activities provided		Prevention of micronutrient deficiencies	unit	18	12

Outcome Results

Activity 04: Provide a malnutrition prevention package of specialized nutritious food to children aged 6-23 months and PLWG; cash transfers to PLWG attending pre-/post-natal care; and SBCC measures for the latter and their communities.

Indicator	Subactivity	Sex	Baseline	End-CSP Target	2020 Target	2020 Follow-up	2019 Follow-up	2018 Follow-up	Source
Local Population; Chad; Food									
Proportion of children 6--23 months of age who receive a minimum acceptable diet	Prevention of acute malnutrition	Female	1.9	>70	>12.1	11.2	11		WFP survey
		Male	1.9	>70	>12.1	11.2	11		
		Overall	1.9	>70	>12.1	11.2	11		

Activity 05: Provide a malnutrition treatment package of (i) specialized nutritious food to children aged 6-59 months and PLWG/s; and (ii) SBC-measures to them and their wider communities

Indicator	Subactivity	Sex	Baseline	End-CSP Target	2020 Target	2020 Follow-up	2019 Follow-up	2018 Follow-up	Source
Local Population; Chad; Cash, Value Voucher									
Proportion of beneficiaries who recall and practice a key nutrition message	Treatment of moderate acute malnutrition	Overall	80	>80	>80	42	83.8		WFP survey
Local Population; Chad; Food									
MAM Treatment Default rate	Treatment of moderate acute malnutrition	Female	15	<15	<15	2.53	3		WFP programme monitoring
		Male	15	<15	<15	2.53	3		
		Overall	15	<15	<15	2.53	3		
MAM Treatment Mortality rate	Treatment of moderate acute malnutrition	Female	3	<3	<3	0.03	0		WFP programme monitoring
		Male	3	<3	<3	0.03	0		
		Overall	3	<3	<3	0.03	0		
MAM Treatment Non-response rate	Treatment of moderate acute malnutrition	Female	15	<15	<15	0.82	0		WFP programme monitoring
		Male	15	<15	<15	0.82	0		
		Overall	15	<15	<15	0.82	0		

MAM Treatment Recovery rate	Treatment of moderate acute malnutrition	Female	75	>75	>75	96.61	97	WFP programme monitoring
		Male	75	>75	>75	96.61	97	
		Overall	75	>75	>75	96.61	97	
Proportion of eligible population that participates in programme (coverage)	Treatment of moderate acute malnutrition	Female	50	>70	>70	78.02	96	WFP programme monitoring
		Male	50	>70	>70	78	94	
		Overall	50	>70	>70	78.01	95	
Proportion of target population that participates in an adequate number of distributions (adherence)	Treatment of moderate acute malnutrition	Female	66	>70	>70	96.81	91	WFP programme monitoring
		Male	66	>70	>70	96.81	88	
		Overall	66	>70	>70	96.81	89.5	

Output Results

Activity 07: Provide livelihood and asset support, including the development or rehabilitation of natural and productive assets and infrastructure and local purchases, to food-insecure and at-risk people.

Output Category A: Resources transferred

Output Category C: Capacity development and technical support provided

Output Category D: Assets created

Output	Output Indicator	Beneficiary Group	Sub Activity	Unit of measure	Planned	Actual
A:	A.1: Beneficiaries receiving cash-based transfers	All	Food assistance for asset	Female Male Total	56,100 53,900 110,000	43,136 41,444 84,580
A:	A.1: Beneficiaries receiving food transfers	All	Food assistance for asset	Female Male Total	53,550 51,450 105,000	
A:	A.2: Food transfers			MT	7,119	0
A:	A.3: Cash-based transfers			US\$	6,600,000	3,959,727
	A.8*: Number of rations provided					
A: Targeted beneficiaries receive timely and adequate conditional food assistance to meet their short-term food needs	A.8.1: Number of rations provided		Food assistance for asset	ration	1,200,000	1,014,960
	C.4*: Number of people engaged in capacity strengthening initiatives facilitated by WFP to enhance national food security and nutrition stakeholder capacities (new)					
C: Targeted smallholders and other actors along the value chain benefit from strengthened technical capacities to improve their livelihoods and their access to structured markets, including in relation to home-grown school feeding	C.4*.1: Number of government/national partner staff receiving technical assistance and training		Food assistance for asset	individual	2,000	1,870
C: Targeted smallholders and other actors along the value chain benefit from strengthened technical capacities to improve their livelihoods and their access to structured markets, including in relation to home-grown school feeding	C.4*.1: Number of government/national partner staff receiving technical assistance and training		Individual capacity strengthening activities	individual	150	110
C: Targeted smallholders and other actors along the value chain benefit from strengthened technical capacities to improve their livelihoods and their access to structured markets, including in relation to home-grown school feeding	C.4*.1: Number of government/national partner staff receiving technical assistance and training		Institutional capacity strengthening activities	individual	100	41
	C.5*: Number of capacity strengthening initiatives facilitated by WFP to enhance national food security and nutrition stakeholder capacities (new)					

C: Targeted smallholders and other actors along the value chain benefit from strengthened technical capacities to improve their livelihoods and their access to structured markets, including in relation to home-grown school feeding	C.5*.1: Number of technical assistance activities provided		Food assistance for asset	unit	2	2
C: Targeted smallholders and other actors along the value chain benefit from strengthened technical capacities to improve their livelihoods and their access to structured markets, including in relation to home-grown school feeding	C.5*.2: Number of training sessions/workshop organized		Food assistance for asset	training session	5	4
	D.1*: Number of assets built, restored or maintained by targeted households and communities, by type and unit of measure					
D: Targeted populations benefit from assets built or restored to improve their resilience to natural shocks and adaptation to climate change	D.1.1: Hectares (ha) of cultivated land treated with biological stabilization or agro forestry techniques only (including multi-storey gardening, green fences, and various tree belts)		Food assistance for asset	Ha	1,000	9,511
D: Targeted populations benefit from assets built or restored to improve their resilience to natural shocks and adaptation to climate change	D.1.107: Volume (m3) of compost produced/prepared		Food assistance for asset	m3	24,000	22,702
D: Targeted populations benefit from assets built or restored to improve their resilience to natural shocks and adaptation to climate change	D.1.118: Hectares (ha) of sand dunes established		Food assistance for asset	Ha	18	18
D: Targeted populations benefit from assets built or restored to improve their resilience to natural shocks and adaptation to climate change	D.1.120: Meters (m) of concrete/masonry dam/dike/water reservoir constructed		Food assistance for asset	meter	13,500	12,532
D: Targeted populations benefit from assets built or restored to improve their resilience to natural shocks and adaptation to climate change	D.1.122: Number of boreholes for agriculture or livestock created		Food assistance for asset	Number	1	1
D: Targeted populations benefit from assets built or restored to improve their resilience to natural shocks and adaptation to climate change	D.1.125: Number of community water ponds for irrigation/livestock use rehabilitated/maintained (3000-8000 cbmt)		Food assistance for asset	Number	4	3
D: Targeted populations benefit from assets built or restored to improve their resilience to natural shocks and adaptation to climate change	D.1.127: Number of water tanks/tower constructed for irrigation/livestock/domestic use (0 - 5000cbmt)		Food assistance for asset	Number	1	1
D: Targeted populations benefit from assets built or restored to improve their resilience to natural shocks and adaptation to climate change	D.1.13: Hectares (ha) of community woodlots/forest planted, maintained or protected		Food assistance for asset	Ha	100	100
D: Targeted populations benefit from assets built or restored to improve their resilience to natural shocks and adaptation to climate change	D.1.130: Number of wells, shallow wells constructed for irrigation/livestock use (> 50 cbmt)		Food assistance for asset	Number	30	21

D: Targeted populations benefit from assets built or restored to improve their resilience to natural shocks and adaptation to climate change	D.1.139: Kilometres (km) of feeder roads maintained		Food assistance for asset	Km	5	4.66
D: Targeted populations benefit from assets built or restored to improve their resilience to natural shocks and adaptation to climate change	D.1.141: Volume (m3) of water harvesting systems rehabilitated		Food assistance for asset	m3	12,000	11,499.8
D: Targeted populations benefit from assets built or restored to improve their resilience to natural shocks and adaptation to climate change	D.1.143: Number of feed storage facilities constructed		Food assistance for asset	Number	40	0
D: Targeted populations benefit from assets built or restored to improve their resilience to natural shocks and adaptation to climate change	D.1.154: Number of non-food items distributed (tools, milling machines, pumps, etc.)		Food assistance for asset	Number	25	25
D: Targeted populations benefit from assets built or restored to improve their resilience to natural shocks and adaptation to climate change	D.1.16: Hectares (ha) of gully land reclaimed as a result of check dams and gully rehabilitation structures		Food assistance for asset	Ha	7	7
D: Targeted populations benefit from assets built or restored to improve their resilience to natural shocks and adaptation to climate change	D.1.163: Number of hand washing facilities created		Food assistance for training	Number	9,700	9,568
D: Targeted populations benefit from assets built or restored to improve their resilience to natural shocks and adaptation to climate change	D.1.20: Hectares (ha) of land plated with forage seeds		Food assistance for asset	Ha	100	46
D: Targeted populations benefit from assets built or restored to improve their resilience to natural shocks and adaptation to climate change	D.1.22: Hectares (ha) of gardens created		Food assistance for asset	Ha	50	60
D: Targeted populations benefit from assets built or restored to improve their resilience to natural shocks and adaptation to climate change	D.1.31: Hectares (ha) of zai and/or planting pit system established		Food assistance for asset	Ha	900	855
D: Targeted populations benefit from assets built or restored to improve their resilience to natural shocks and adaptation to climate change	D.1.33: Kilometres (km) of live fencing created		Food assistance for asset	Km	7	7
D: Targeted populations benefit from assets built or restored to improve their resilience to natural shocks and adaptation to climate change	D.1.36: Kilometres (km) of feeder roads built		Food assistance for asset	Km	80	76
D: Targeted populations benefit from assets built or restored to improve their resilience to natural shocks and adaptation to climate change	D.1.39: Kilometres (km) of gullies reclaimed		Food assistance for asset	Km	25	7
D: Targeted populations benefit from assets built or restored to improve their resilience to natural shocks and adaptation to climate change	D.1.4: Hectares (ha) of agricultural land benefiting from new irrigation schemes (including irrigation canal construction, specific protection measures, embankments, etc)		Food assistance for asset	Ha	80	78.18

D: Targeted populations benefit from assets built or restored to improve their resilience to natural shocks and adaptation to climate change	D.1.42: Kilometres (km) of irrigation canals constructed		Food assistance for asset	Km	1	1
D: Targeted populations benefit from assets built or restored to improve their resilience to natural shocks and adaptation to climate change	D.1.44: Linear meters (m) of soil/stones bunds or small dikes created		Food assistance for asset	meter	10,500	12,532
D: Targeted populations benefit from assets built or restored to improve their resilience to natural shocks and adaptation to climate change	D.1.5: Hectares (ha) of agricultural land benefiting from rehabilitated irrigation schemes (including irrigation canal repair, specific protection measures, embankments, etc)		Food assistance for asset	Ha	8	7.71
D: Targeted populations benefit from assets built or restored to improve their resilience to natural shocks and adaptation to climate change	D.1.55: Number of community gardens established		Food assistance for asset	garden	22	20
D: Targeted populations benefit from assets built or restored to improve their resilience to natural shocks and adaptation to climate change	D.1.56: Number of community post-harvest structures built		Food assistance for asset	Number	20	25
D: Targeted populations benefit from assets built or restored to improve their resilience to natural shocks and adaptation to climate change	D.1.7: Hectares (ha) of community woodlots		Food assistance for asset	Ha	70	50
D: Targeted populations benefit from assets built or restored to improve their resilience to natural shocks and adaptation to climate change	D.1.70: Number of hives distributed		Food assistance for asset	Number	10,000	8,000
D: Targeted populations benefit from assets built or restored to improve their resilience to natural shocks and adaptation to climate change	D.1.77: Number of latrines constructed		Food assistance for asset	Number	4,300	4,224
D: Targeted populations benefit from assets built or restored to improve their resilience to natural shocks and adaptation to climate change	D.1.8: Hectares (ha) of land under crops		Food assistance for asset	Ha	800	765
D: Targeted populations benefit from assets built or restored to improve their resilience to natural shocks and adaptation to climate change	D.1.9: Hectares (ha) of cultivated land treated and conserved with physical soil and water conservation measures only		Food assistance for asset	Ha	40	37.76
D: Targeted populations benefit from assets built or restored to improve their resilience to natural shocks and adaptation to climate change	D.1.98: Number of tree seedlings produced/provided		Food assistance for asset	Number	514,500	504,834
	D.2*: Number of people provided with direct access to energy products or services					
D: Targeted populations benefit from assets built or restored to improve their resilience to natural shocks and adaptation to climate change	D.2*.10: Total number of people provided with direct access to energy products or services (Cooking)		Food assistance for asset	Number	12,500	11,100

Outcome Results



Activity 07: Provide livelihood and asset support, including the development or rehabilitation of natural and productive assets and infrastructure and local purchases, to food-insecure and at-risk people.

Indicator	Subactivity	Sex	Baseline	End-CSP Target	2020 Target	2020 Follow-up	2019 Follow-up	2018 Follow-up	Source
Local Population; Chad; Cash, Value Voucher									
Consumption-based Coping Strategy Index (Average)	Food assistance for asset	Female	9	<5	<6.7	7.6	6.7		WFP survey
		Male	8.1	<5	<7	8.6	7		
		Overall	8.5	<5	<6.8	8.2	6.8		
Dietary Diversity Score	Food assistance for asset	Female	4.6	>5	>4.6	6.3	4.9		WFP survey
		Male	4.7	>5	>5	6.3	5		
		Overall	4.7	>5	>4.9	6.3	4.9		
Food Consumption Score – Nutrition: <i>Percentage of households that consumed Hem Iron rich food daily (in the last 7 days)</i>	Food assistance for asset	Female	0	>0	>0	0	0		WFP survey
		Male	0	>0	>0	0	0		
		Overall	0	>0	>0	0	0		
Food Consumption Score – Nutrition: <i>Percentage of households that consumed Vit A rich food daily (in the last 7 days)</i>	Food assistance for asset	Female	1.7	>78	>1.7	0	1.1		WFP survey
		Male	0	>0	>0	0	0		
		Overall	1.7	>78	>1.7	0	1.1		
Food Consumption Score – Nutrition: <i>Percentage of households that consumed Protein rich food daily (in the last 7 days)</i>	Food assistance for asset	Female	0	>1.7	>0	33.3	0		WFP survey
		Male	0	>0	>0	0	0		
		Overall	0	>1.7	>0	33.3	0		
Food Consumption Score – Nutrition: <i>Percentage of households that never consumed Hem Iron rich food (in the last 7 days)</i>	Food assistance for asset	Female	50	<50	<50	11.7	49.2		WFP survey
		Male	0	<0	<0	0	0		
		Overall	50	<50	<50	11.7	49.2		
Food Consumption Score – Nutrition: <i>Percentage of households that never consumed Protein rich food (in the last 7 days)</i>	Food assistance for asset	Female	22	<22	<22	0	20.4		WFP survey
		Male	0	<0	<0	0	0		
		Overall	22	<22	<22	0	20.4		
Food Consumption Score – Nutrition: <i>Percentage of households that never consumed Vit A rich food (in the last 7 days)</i>	Food assistance for asset	Female	23.4	<23.7	<23.4	8.4	21.9		WFP survey
		Male	0	<0	<0	0	0		
		Overall	23.4	<0	<23.4	8.4	21.9		
Food Consumption Score – Nutrition: <i>Percentage of households that sometimes consumed Hem Iron rich food (in the last 7 days)</i>	Food assistance for asset	Female	50	>50	>50	21.6	50.6		WFP survey
		Male	0	>0	>0	0	0		
		Overall	0	>50	>50	21.6	50.6		
Food Consumption Score – Nutrition: <i>Percentage of households that sometimes consumed Protein rich food (in the last 7 days)</i>	Food assistance for asset	Female	78	>0	>78	0	79.6		WFP survey
		Male	0	>0	>0	0	0		
		Overall	78	>0	>78	0	79.6		
Food Consumption Score – Nutrition: <i>Percentage of households that sometimes consumed Vit A rich food (in the last 7 days)</i>	Food assistance for asset	Female	74.9	>74.9	>74.9	25	77		WFP survey
		Male	0	>0	>0	0	0		
		Overall	74.9	>74.9	>74.9	25	77		
Food Consumption Score: <i>Percentage of households with Acceptable Food Consumption Score</i>	Food assistance for asset	Female	38.7	>70	>62	59.1	51.4		WFP survey
		Male	44.7	>70	>77	75.2	55.5		
		Overall	42.1	>70	>69.5	68.6	52.8		
Food Consumption Score: <i>Percentage of households with Borderline Food Consumption Score</i>	Food assistance for asset	Female	32.7	<20	<26.2	30.9	38.4		WFP survey
		Male	33.9	<20	<17.2	16.8	39.7		
		Overall	33.4	<20	<21.7	22.5	38.9		

Food Consumption Score: <i>Percentage of households with Poor Food Consumption Score</i>	Food assistance for asset	Female	28.6	<10	<11.7	10	10.1	WFP survey
		Male	21.4	<10	<5.8	8	4.8	
		Overall	24.5	<10	<8.8	8.9	8.4	
Livelihood-based Coping Strategy Index (Average)	Food assistance for asset	Female	5.4	<5	<5.02	8.2	5.02	WFP survey
		Male	5.52	<5	<5.08	8.7	5.08	
		Overall	5.48	<5	<5.04	8.5	5.04	
Minimum Dietary Diversity – Women	Food assistance for asset	Overall	0	>70	>50	59.8		WFP survey
Proportion of the population in targeted communities reporting benefits from an enhanced livelihoods asset base	Food assistance for asset	Overall	60	>60	>60	87	59	WFP survey

Strategic Outcome 05 : National institutions have strengthened capacities to manage food-security, nutrition, and social protection policies and programmes, including programmes which support social cohesion and stability all year round	- Resilience Building
-----------------------------------------------------------------------------------------------------------------------------------------------------------------------------------------------------------------------------------------------------	------------------------------

Output Results

Activity 08: Provide training and technical support to national institutions on the design and implementation of a permanent response-planning scheme for food security and nutrition with consolidated early-warning and coordination mechanisms, as well as a shock-responsive, nutrition-sensitive and gender-transformative safety net (supporting strategic outcomes 1 and 2); training and communication schemes for improved nutrition and resilient agricultural practices (strategic outcomes 3 and 4); and improved food and nutrition coordination mechanisms.

Output Category A: Resources transferred

Output Category C: Capacity development and technical support provided

Output Category M: National coordination mechanisms supported

Output	Output Indicator	Beneficiary Group	Sub Activity	Unit of measure	Planned	Actual
A:	A.3: Cash-based transfers			US\$	0	19,225
	C.5*: Number of capacity strengthening initiatives facilitated by WFP to enhance national food security and nutrition stakeholder capacities (new)					
C: Communities (tier 3) benefit from improved governance and coordination in awareness-raising and advocacy that improve their nutrition and resilience (Strategic Result 5).	C.5*.2: Number of training sessions/workshop organized		Institutional capacity strengthening activities	training session	5	4
	C.6*: Number of tools or products developed or revised to enhance national food security and nutrition systems as a result of WFP capacity strengthening support (new)					
C: Communities (tier 3) benefit from improved governance and coordination in awareness-raising and advocacy that improve their nutrition and resilience (Strategic Result 5).	C.6*.1: Number of tools or products developed		Institutional capacity strengthening activities	unit	5	4
	M.1*: Number of national coordination mechanisms supported					
M: Communities (tier 3) benefit from improved coordination of food and nutrition policy (Strategic Result 5).	M.1.1: Number of national coordination mechanisms supported		Institutional capacity strengthening activities	unit	3	3
M: Communities (tier 3) benefit from improved coordination of food and nutrition policy (Strategic Result 5).	M.1.1: Number of national coordination mechanisms supported		Prevention of micronutrient deficiencies	unit	30	110

Outcome Results

Activity 08: Provide training and technical support to national institutions on the design and implementation of a permanent response-planning scheme for food security and nutrition with consolidated early-warning and coordination mechanisms, as well as a shock-responsive, nutrition-sensitive and gender-transformative safety net (supporting strategic outcomes 1 and 2); training and communication schemes for improved nutrition and resilient agricultural practices (strategic outcomes 3 and 4); and improved food and nutrition coordination mechanisms.

Indicator	Subactivity	Sex	Baseline	End-CSP Target	2020 Target	2020 Follow-up	2019 Follow-up	2018 Follow-up	Source
-----------	-------------	-----	----------	----------------	-------------	----------------	----------------	----------------	--------



Local Population; Chad; Capacity Strengthening								
Number of national food security and nutrition policies, programmes and system components enhanced as a result of WFP capacity strengthening (new)	Climate adaptation and risk management activities	Overall	0	=25	>1	1	3	WFP programme monitoring
Number of national food security and nutrition policies, programmes and system components enhanced as a result of WFP capacity strengthening (new)	School feeding (on-site)	Overall	1	>1	>1	1		WFP programme monitoring
Number of national food security and nutrition policies, programmes and system components enhanced as a result of WFP capacity strengthening (new)	Stand-alone micronutrient supplementation	Overall	0	>10	>2	2		WFP programme monitoring
Number of national food security and nutrition policies, programmes and system components enhanced as a result of WFP capacity strengthening (new)	Treatment of moderate acute malnutrition	Overall	0	>10	>1	1		WFP programme monitoring
Resources mobilized (USD value) for national food security and nutrition systems as a result of WFP capacity strengthening (new)	Climate adaptation and risk management activities	Overall	0	=372,000	=15,000	12,547.01	59,400	WFP programme monitoring
Resources mobilized (USD value) for national food security and nutrition systems as a result of WFP capacity strengthening (new)	Institutional capacity strengthening activities	Overall	0	=50,000,000	=500,000	460,000	9,000,400	WFP programme monitoring
Resources mobilized (USD value) for national food security and nutrition systems as a result of WFP capacity strengthening (new)	Prevention of acute malnutrition	Overall	20,000	>50,000	=20,000	20,027		WFP programme monitoring
Resources mobilized (USD value) for national food security and nutrition systems as a result of WFP capacity strengthening (new)	Treatment of moderate acute malnutrition	Overall	10,000	=500,000	=10,000	9,360	302,100	WFP programme monitoring

Strategic Outcome 06 : Humanitarian and development partners in Chad have access to common services that enable them to reach and operate in targeted areas all year.	- Crisis Response
------------------------------------------------------------------------------------------------------------------------------------------------------------------------------	--------------------------

Output Results

Activity 09: Provide supply chain, ICT, information management, and other logistical services to the humanitarian and development community

Output Category H: Shared services and platforms provided

Output	Output Indicator	Beneficiary Group	Sub Activity	Unit of measure	Planned	Actual
	H.1*: Number of shared services provided, by type					
H: Affected populations benefit from supply chain, ICT, information management and other logistical services provided by WFP to partners to receive timely and effective assistance	H.1.10: Number of agencies and organizations using coordination and logistics services		Supply Chain Service Provision for Third Parties	agency/organization	5	5
H: Affected populations benefit from supply chain, ICT, information management and other logistical services provided by WFP to partners to receive timely and effective assistance	H.1.135: Warehousing capacity (m2) made available to the humanitarian community		Service Delivery General	m2	287	286
H: Affected populations benefit from supply chain, ICT, information management and other logistical services provided by WFP to partners to receive timely and effective assistance	H.1.38: Number of ETCs equipped and provided connectivity upon request		Supply Chain Service Provision for Third Parties	ETC service	5	5
	H.11: Number of agencies using common cash-based transfer platforms					
H: Affected populations benefit from supply chain, ICT, information management and other logistical services provided by WFP to partners to receive timely and effective assistance	H.11.1: Number of agencies using common cash-based transfer platforms		Supply Chain Service Provision for Third Parties	agency/organization	3	3
	H.2*: Number of WFP-led clusters operational, by type					
H: Affected populations benefit from supply chain, ICT, information management and other logistical services provided by WFP to partners to receive timely and effective assistance	H.2.1: Number of WFP-led clusters operational		Supply Chain Service Provision for Third Parties	unit	2	2

Activity 10: Provide UNHAS flight services to enable partners to reach areas of humanitarian intervention.

Output Category H: Shared services and platforms provided

Output	Output Indicator	Beneficiary Group	Sub Activity	Unit of measure	Planned	Actual
	H.4*: Total volume of cargo transported					
H: The needs of affected populations (tier 3) targeted by humanitarian partners are addressed using WFP's timely and cost-saving services (Strategic Result 8).	H.4.11: Quantity (mt) of humanitarian cargo consolidated & prioritised through common logistics services		Service Delivery General	Mt	100	84
H: The needs of affected populations (tier 3) targeted by humanitarian partners are addressed using WFP's timely and cost-saving services (Strategic Result 8).	H.4.12: Quantity (mt) of humanitarian cargo moved through logistics common services		Service Delivery General	Mt	100	84

H: The needs of affected populations (tier 3) targeted by humanitarian partners are addressed using WFP's timely and cost-saving services (Strategic Result 8).	H.4.14: Quantity of cargo handled through storage services	Engineering Services	Mt	150	140.99
H: The needs of affected populations (tier 3) targeted by humanitarian partners are addressed using WFP's timely and cost-saving services (Strategic Result 8).	H.4.15: Quantity of cargo moved through coastal services	Engineering Services	Mt	45,000	41,458
H: The needs of affected populations (tier 3) targeted by humanitarian partners are addressed using WFP's timely and cost-saving services (Strategic Result 8).	H.4.17: Volume (m3) of cargo moved (International Organizations)	Engineering Services	m3	3,200	84
H: The needs of affected populations (tier 3) targeted by humanitarian partners are addressed using WFP's timely and cost-saving services (Strategic Result 8).	H.4.18: Volume (m3) of cargo moved (NGOs)	Engineering Services	m3	450	33
H: The needs of affected populations (tier 3) targeted by humanitarian partners are addressed using WFP's timely and cost-saving services (Strategic Result 8).	H.4.18: Volume (m3) of cargo moved (NGOs)	Service Delivery General	m3	50	65
H: The needs of affected populations (tier 3) targeted by humanitarian partners are addressed using WFP's timely and cost-saving services (Strategic Result 8).	H.4.20: Volume (m3) of cargo moved (UN Agencies)	Engineering Services	m3	3,800	3,733
H: The needs of affected populations (tier 3) targeted by humanitarian partners are addressed using WFP's timely and cost-saving services (Strategic Result 8).	H.4.20: Volume (m3) of cargo moved (UN Agencies)	Service Delivery General	m3	50	65
H: The needs of affected populations (tier 3) targeted by humanitarian partners are addressed using WFP's timely and cost-saving services (Strategic Result 8).	H.4.24: Volume of cargo delivered (m3)	Engineering Services	m3	14,000	13,776
H: The needs of affected populations (tier 3) targeted by humanitarian partners are addressed using WFP's timely and cost-saving services (Strategic Result 8).	H.4.25: Volume of cargo handled through storage services	Service Delivery General	m3	20,000	18,000
H: The needs of affected populations (tier 3) targeted by humanitarian partners are addressed using WFP's timely and cost-saving services (Strategic Result 8).	H.4.27: Volume of cargo transported through road services	Engineering Services	m3	4,200	4,180
H: The needs of affected populations (tier 3) targeted by humanitarian partners are addressed using WFP's timely and cost-saving services (Strategic Result 8).	H.4.28: Amount of light cargo transported	Engineering Services	Mt	10	10
H: The needs of affected populations (tier 3) targeted by humanitarian partners are addressed using WFP's timely and cost-saving services (Strategic Result 8).	H.4.8: Percentage of cargo delivered within promised lead time	Service Delivery General	%	100	100
H: The needs of affected populations (tier 3) targeted by humanitarian partners are addressed using WFP's timely and cost-saving services (Strategic Result 8).	H.4.9: Percentage of cargo movement requests served against requested	Service Delivery General	%	100	100
	H.5*: Percentage of cargo capacity offered against total capacity requested				

H: The needs of affected populations (tier 3) targeted by humanitarian partners are addressed using WFP's timely and cost-saving services (Strategic Result 8).	H.5.1: Percentage of cargo capacity offered against total capacity requested		Food Security Cluster	%	100	100
H: The needs of affected populations (tier 3) targeted by humanitarian partners are addressed using WFP's timely and cost-saving services (Strategic Result 8).	H.5.1: Percentage of cargo capacity offered against total capacity requested		Humanitarian Air Service	%	100	100
	H.6*: Percentage of payload delivered against available capacity					
H: The needs of affected populations (tier 3) targeted by humanitarian partners are addressed using WFP's timely and cost-saving services (Strategic Result 8).	H.6.1: Percentage of payload delivered against available capacity		Logistics Cluster	%	100	100
	H.7*: Total number of passengers transported					
H: The needs of affected populations (tier 3) targeted by humanitarian partners are addressed using WFP's timely and cost-saving services (Strategic Result 8).	H.7.12: Number of medical evacuations		Humanitarian Air Service	unit	100	75
H: The needs of affected populations (tier 3) targeted by humanitarian partners are addressed using WFP's timely and cost-saving services (Strategic Result 8).	H.7.13: Number of destinations served		Humanitarian Air Service	unit	23	23
H: The needs of affected populations (tier 3) targeted by humanitarian partners are addressed using WFP's timely and cost-saving services (Strategic Result 8).	H.7.2: Average no. of passengers transported monthly by air		Humanitarian Air Service	individual	1,500	832
H: The needs of affected populations (tier 3) targeted by humanitarian partners are addressed using WFP's timely and cost-saving services (Strategic Result 8).	H.7.6: Number of requests for air transportation (passenger) fulfilled		Service Delivery General	instance	18,900	9,989
H: The needs of affected populations (tier 3) targeted by humanitarian partners are addressed using WFP's timely and cost-saving services (Strategic Result 8).	H.7.7: Number of serious incidents (air safety related)		Service Delivery General	incident	75	74
H: The needs of affected populations (tier 3) targeted by humanitarian partners are addressed using WFP's timely and cost-saving services (Strategic Result 8).	H.7.9: Percentage of passenger bookings served		Humanitarian Air Service	%	100	99.11
H: The needs of affected populations (tier 3) targeted by humanitarian partners are addressed using WFP's timely and cost-saving services (Strategic Result 8).	H.7.9: Percentage of passenger bookings served		Service Delivery General	%	100	100

Outcome Results

Activity 10: Provide UNHAS flight services to enable partners to reach areas of humanitarian intervention.

Indicator	Subactivity	Sex	Baseline	End-CSP Target	2020 Target	2020 Follow-up	2019 Follow-up	2018 Follow-up	Source
Humanitarians; Chad; Capacity Strengthening									
User satisfaction rate	Humanitarian Air Service	Overall	90	>90	>90	81	94.8		WFP survey

Cross-cutting Indicators

Progress towards gender equality indicators

Improved gender equality and women's empowerment among WFP-assisted population									
Proportion of households where women, men, or both women and men make decisions on the use of food/cash/vouchers, disaggregated by transfer modality									
Target group, Location, Modalities	Activity	Subactivity	Category	Sex	Baseline	End-CSP Target	2020 Target	2020 Follow-up	2019 Follow-up
Local population; Chad; Food	Act 01: Provide an integrated assistance package to crisis-affected people, including food assistance (conditional and/or unconditional), school meals, and specialized nutritious food to children and PLW/Gs and people living with HIV or TB for malnutrition prevention and treatment	General Distribution	Decisions made by women	Overall	41.80	>60	>41.80	58.80	65
			Decisions made by men	Overall	39.40	<10	>31.40	17.70	18.17
			Decisions jointly made by women and men	Overall	18.80	>30	>18.80	23.50	16.30
Refugees; Chad; Cash, Food, Value Voucher	Act 01: Provide an integrated assistance package to crisis-affected people, including food assistance (conditional and/or unconditional), school meals, and specialized nutritious food to children and PLW/Gs and people living with HIV or TB for malnutrition prevention and treatment	General Distribution	Decisions made by women	Overall	74.30	>60	=74.30	55.70	65.80
			Decisions made by men	Overall	22.50	>10	>22.50	18.90	23.50
			Decisions jointly made by women and men	Overall	3.20	>30	>3.20	25.40	10.70

Protection indicators

Affected populations are able to benefit from WFP programmes in a manner that ensures and promotes their safety, dignity and integrity								
Proportion of targeted people having unhindered access to WFP programmes (new)								
Target group, Location, Modalities	Activity	Subactivity	Sex	Baseline	End-CSP Target	2020 Target	2020 Follow-up	2019 Follow-up
Local population; Chad; Food	Act 02: Provide seasonal food assistance to targeted food insecure people	General Distribution	Female	80	=100	>80	99	93.30
			Male	80	=100	>80	97.20	94.10
			Overall	80	=100	>80	98.20	93.60
Refugees; Chad; Cash, Food, Value Voucher	Act 01: Provide an integrated assistance package to crisis-affected people, including food assistance (conditional and/or unconditional), school meals, and specialized nutritious food to children and PLW/Gs and people living with HIV or TB for malnutrition prevention and treatment	General Distribution	Female	80	=100	>97.70	68.70	97.70
			Male	80	=100	>99	64	99
			Overall	80	=100	>98.70	67.50	98.70
Proportion of targeted people receiving assistance without safety challenges (new)								
Target group, Location, Modalities	Activity	Subactivity	Sex	Baseline	End-CSP Target	2020 Target	2020 Follow-up	2019 Follow-up
Local population ; Chad; Food	Act 02: Provide seasonal food assistance to targeted food insecure people	General Distribution	Female	95.70	>90	>97.70	98.10	97.70
			Male	95.80	>90	>98.40	97.70	98.40
			Overall	95.75	>90	>97.90	97.90	97.90
Refugees; Chad; Cash, Food, Value Voucher	Act 01: Provide an integrated assistance package to crisis-affected people, including food assistance (conditional and/or unconditional), school meals, and specialized nutritious food to children and PLW/Gs and people living with HIV or TB for malnutrition prevention and treatment	General Distribution	Female	99.60	>90	>99.40	93.10	99.40
			Male	99.40	>90	>99.20	93.10	99.20
			Overall	99.50	>90	>99.30	93.10	99.30
Proportion of targeted people who report that WFP programmes are dignified (new)								
Target group, Location, Modalities	Activity	Subactivity	Sex	Baseline	End-CSP Target	2020 Target	2020 Follow-up	2019 Follow-up
Local Population; Chad; Food	Act 02: Provide seasonal food assistance to targeted food insecure people	General Distribution	Female	90	>90	>98.60	46.40	98.60
			Male	90	>90	>96.60	46.40	96.60
			Overall	90	>90	>97.60	46.40	97.60

Refugees; Chad; Cash, Food, Value Voucher	Act 01: Provide an integrated assistance package to crisis-affected people, including food assistance (conditional and/or unconditional), school meals, and specialized nutritious food to children and PLW/Gs and people living with HIV or TB for malnutrition prevention and treatment	General Distributi on	Female	90	>90	>99.80	89.20	99.80
			Male	90	>90	>99.80	89.20	99.80
			Overall	90	>90	>99.80	89.20	99.80

Accountability to affected population indicators

Affected populations are able to hold WFP and partners accountable for meeting their hunger needs in a manner that reflects their views and preferences

Proportion of assisted people informed about the programme (who is included, what people will receive, length of assistance)								
Target group, Location, Modalities	Activity	Subactivity	Sex	Baseline	End-CSP Target	2020 Target	2020 Follow-up	2019 Follow-up
Local Population; Chad; Food	Act 02: Provide seasonal food assistance to targeted food insecure people	General Distributi on	Female	70.60	>80	>82.60	99.70	82.60
			Male	70.60	>80	>81	99.30	81
			Overall	70.60	>80	>81.80	99.50	81.80
refugees; Chad; Cash, Food, Value Voucher	Act 01: Provide an integrated assistance package to crisis-affected people, including food assistance (conditional and/or unconditional), school meals, and specialized nutritious food to children and PLW/Gs and people living with HIV or TB for malnutrition prevention and treatment	General Distributi on	Female	80	>80	>80.90	54.70	80.90
			Male	80	>80	>80.90	50	80.90
			Overall	80	>80	>80.90	52.30	80.90

Proportion of project activities for which beneficiary feedback is documented, analysed and integrated into programme improvements

Target group, Location, Modalities	Activity	Subactivity	Sex	Baseline	End-CSP Target	2020 Target	2020 Follow-up	2019 Follow-up
Local Population; Chad; Food			Overall	90	=100	>97.50	26.80	97.50
Refugees; Chad; Cash, Food, Value Voucher			Overall	100	=100	=100	100	100

Environment indicators

Targeted communities benefit from WFP programmes in a manner that does not harm the environment

Proportion of activities for which environmental risks have been screened and, as required, mitigation actions identified								
Target group, Location, Modalities	Activity	Subactivity	Sex	Baseline	End-CSP Target	2020 Target	2020 Follow-up	2019 Follow-up
Local Population; Chad; Cash, Value Voucher	Act 07: Provide livelihood and asset support, including the development or rehabilitation of natural and productive assets and infrastructure and local purchases, to food-insecure and at-risk people.	Food assi stance for asset	Overall	0	=100	=100	0	

World Food Programme

Contact info

Claude Jibidar

claude.jibidar@wfp.org

Cover page photo © WFP/Maria Gallar

A woman plants a tree to fight the advance of the desert.

<https://www.wfp.org/countries/chad>

Financial Section

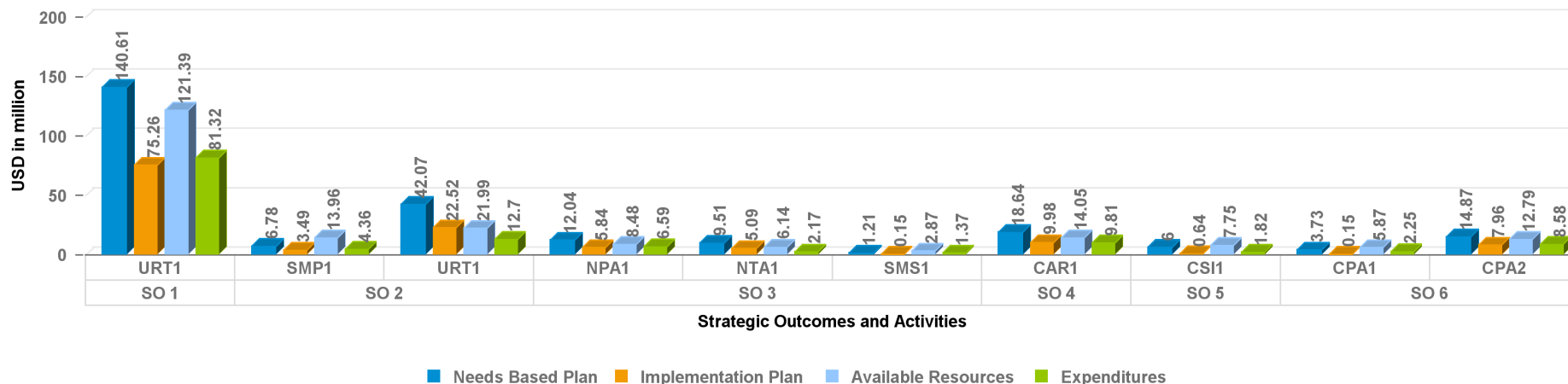
Financial information is taken from WFP's financial records which have been submitted to WFP's auditors.

Annual Country Report

Chad Country Portfolio Budget 2020 (2019-2023)

Annual Financial Overview for the period 1 January to 31 December 2020 (Amount in USD)

Annual CPB Overview



Code	Strategic Outcome
SO 1	Crisis-affected people in targeted areas are able to meet their basic food and nutrition needs during and in the aftermath of crises
SO 2	Food-insecure people in targeted areas have access to adequate and nutritious food all year-round
SO 3	Vulnerable people in targeted areas have improved nutritional status all year-round
SO 4	Food insecure populations and communities in targeted areas have more resilient livelihoods and sustainable food systems all year round
SO 5	National institutions have strengthened capacities to manage food-security, nutrition, and social protection policies and programmes, including programmes which support social cohesion and stability all year round
SO 6	Humanitarian and development partners in Chad have access to common services that enable them to reach and operate in targeted areas all year.
Code	Country Activity Long Description
CAR1	Provide livelihood and asset support, including the development or rehabilitation of natural and productive assets and infrastructure and local purchases, to food-insecure and at-risk people.
CPA1	Provide supply chain, ICT, information management, and other logistical services to the humanitarian and development community
CPA2	Provide UNHAS flight services to enable partners to reach areas of humanitarian intervention.
CSI1	Provide training and technical support to national institutions on the design and implementation of a permanent response-planning scheme for food security and nutrition with consolidated early-warning and coordination mechanisms, as well as a shock-responsive, nutrition-sensitive and gender-transformative safety net (supporting strategic outcomes 1 and 2); training and communication schemes for improved nutrition and resilient agricultural practices (strategic outcomes 3 and 4); and improved food and nutr
NPA1	Provide a malnutrition prevention package of specialized nutritious food to children aged 6-23 months and PLWG; cash transfers to PLWG attending pre-/post-natal care; and SBCC measures for the latter and their communities.
NTA1	Provide a malnutrition treatment package of (i) specialized nutritious food to children aged 6-59 months and PLW/Gs; and (ii) SBC-measures to them and their wider communities
SMP1	Provide school meals to vulnerable children during the school year, in a way that relies on and stimulates local production
SMS1	Provide adapted support to targeted people for local fortified nutritious food production.
URT1	Provide an integrated assistance package to crisis-affected people, including food assistance (conditional and/or unconditional), school meals, and specialized nutritious food to children and PLW/Gs and people living with HIV or TB for malnutrition prevention and treatment
URT1	Provide seasonal food assistance to targeted food insecure people

Annual Country Report

Chad Country Portfolio Budget 2020 (2019-2023)

Annual Financial Overview for the period 1 January to 31 December 2020 (Amount in USD)

Strategic Result	Strategic Outcome	Activity	Needs Based Plan	Implementation Plan	Available Resources	Expenditures
1	Crisis-affected people in targeted areas are able to meet their basic food and nutrition needs during and in the aftermath of crises	Provide an integrated assistance package to crisis-affected people, including food assistance (conditional and/or unconditional), school meals, and specialized nutritious food to children and PLW/Gs and people living with HIV or TB for malnutrition prevention and treatment	140,613,468	75,262,049	121,385,014	81,317,202
		Non Activity Specific	0	0	5,891,647	0
	Food-insecure people in targeted areas have access to adequate and nutritious food all year-round	Provide school meals to vulnerable children during the school year, in a way that relies on and stimulates local production	6,775,617	3,489,109	13,957,677	4,362,326
		Provide seasonal food assistance to targeted food insecure people	42,071,841	22,518,740	21,994,831	12,704,486
		Non Activity Specific	0	0	116,293	0
	Subtotal Strategic Result 1. Everyone has access to food (SDG Target 2.1)			189,460,925	101,269,898	163,345,462

Annual Country Report

Chad Country Portfolio Budget 2020 (2019-2023)

Annual Financial Overview for the period 1 January to 31 December 2020 (Amount in USD)

Strategic Result	Strategic Outcome	Activity	Needs Based Plan	Implementation Plan	Available Resources	Expenditures
2	Vulnerable people in targeted areas have improved nutritional status all year-round	Provide a malnutrition prevention package of specialized nutritious food to children aged 6-23 months and PLWG; cash transfers to PLWG attending pre-/post-natal care; and SBCC measures for the latter and their communities.	12,036,680	5,837,385	8,478,559	6,585,433
		Provide a malnutrition treatment package of (i) specialized nutritious food to children aged 6-59 months and PLW/Gs; and (ii) SBC-measures to them and their wider communities	9,512,474	5,091,504	6,136,573	2,165,430
		Provide adapted support to targeted people for local fortified nutritious food production.	1,205,493	154,365	2,874,458	1,365,975
		Non Activity Specific	0	0	115,730	0
Subtotal Strategic Result 2. No one suffers from malnutrition (SDG Target 2.2)			22,754,647	11,083,253	17,605,321	10,116,839

Annual Country Report

Chad Country Portfolio Budget 2020 (2019-2023)

Annual Financial Overview for the period 1 January to 31 December 2020 (Amount in USD)

Strategic Result	Strategic Outcome	Activity	Needs Based Plan	Implementation Plan	Available Resources	Expenditures
4	Food insecure populations and communities in targeted areas have more resilient livelihoods and sustainable food systems all year round	Provide livelihood and asset support, including the development or rehabilitation of natural and productive assets and infrastructure and local purchases, to food-insecure and at-risk people.	18,643,506	9,978,842	14,048,445	9,813,271
		Non Activity Specific	0	0	353,797	0
Subtotal Strategic Result 4. Food systems are sustainable (SDG Target 2.4)			18,643,506	9,978,842	14,402,242	9,813,271

Annual Country Report

Chad Country Portfolio Budget 2020 (2019-2023)

Annual Financial Overview for the period 1 January to 31 December 2020 (Amount in USD)

Strategic Result	Strategic Outcome	Activity	Needs Based Plan	Implementation Plan	Available Resources	Expenditures
5	National institutions have strengthened capacities to manage food-security, nutrition, and social protection policies and programmes, including programmes which support social cohesion and stability all year round	Provide training and technical support to national institutions on the design and implementation of a permanent response-planning scheme for food security and nutrition with consolidated early-warning and coordination mechanisms, as well as a shock-responsive, nutrition-sensitive and gender-transformative safety net (supporting strategic outcomes 1 and 2); training and communication schemes for improved nutrition and resilient agricultural practices (strategic outcomes 3 and 4); and improved food and nutr	6,004,912	644,074	7,748,722	1,819,432
		Non Activity Specific	0	0	5,159,572	0
Subtotal Strategic Result 5. Countries have strengthened capacity to implement the SDGs (SDG Target 17.9)			6,004,912	644,074	12,908,294	1,819,432

Annual Country Report

Chad Country Portfolio Budget 2020 (2019-2023)

Annual Financial Overview for the period 1 January to 31 December 2020 (Amount in USD)

Strategic Result	Strategic Outcome	Activity	Needs Based Plan	Implementation Plan	Available Resources	Expenditures
8	Humanitarian and development partners in Chad have access to common services that enable them to reach and operate in targeted areas all year.	Provide supply chain, ICT, information management, and other logistical services to the humanitarian and development community	3,728,719	147,059	5,870,553	2,247,943
		Provide UNHAS flight services to enable partners to reach areas of humanitarian intervention.	14,871,525	7,959,909	12,794,211	8,581,416
		Non Activity Specific	0	0	234,742	0
Subtotal Strategic Result 8. Sharing of knowledge, expertise and technology strengthen global partnership support to country efforts to achieve the SDGs (SDG Target 17.16)			18,600,243	8,106,968	18,899,506	10,829,359
	Non SO Specific	Non Activity Specific	0	0	1,965,596	0
Subtotal Strategic Result			0	0	1,965,596	0
Total Direct Operational Cost			255,464,233	131,083,034	229,126,421	130,962,915
Direct Support Cost (DSC)			6,366,369	8,337,527	9,964,336	6,529,294
Total Direct Costs			261,830,603	139,420,562	239,090,757	137,492,208
Indirect Support Cost (ISC)			17,018,989	9,062,337	9,293,234	9,293,234
Grand Total			278,849,592	148,482,898	248,383,991	146,785,443



Brian Ah Poe
Chief

Contribution Accounting and Donor Financial Reporting Branch

Columns Definition

Needs Based Plan

Latest annual approved version of operational needs as of December of the reporting year. WFP's needs-based plans constitute an appeal for resources to implement operations which are designed based on needs assessments undertaken in collaboration with government counterparts and partners

Implementation Plan

Implementation Plan as of January of the reporting period which represents original operational prioritized needs taking into account funding forecasts of available resources and operational challenges

Available Resources

Unspent Balance of Resources carried forward, Allocated contribution in the current year, Advances and Other resources in the current year. It excludes contributions that are stipulated by donor for use in future years

Expenditures

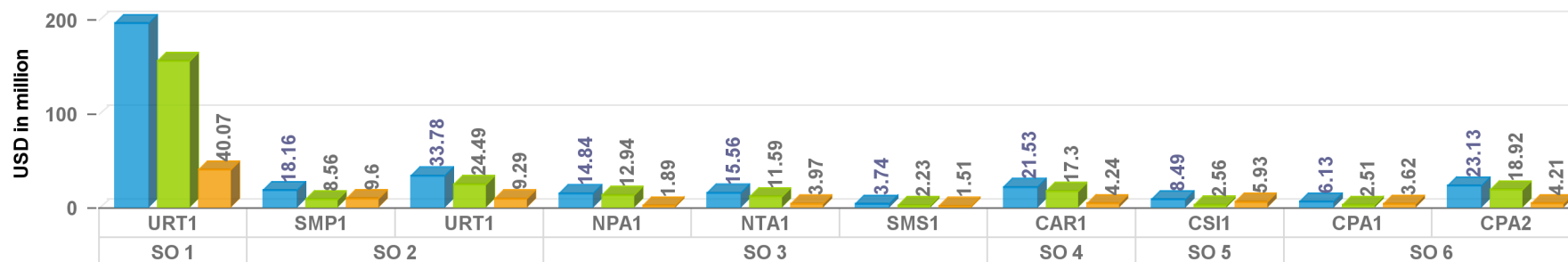
Monetary value of goods and services received and recorded within the reporting year

Annual Country Report

Chad Country Portfolio Budget 2020 (2019-2023)

Cumulative Financial Overview as at 31 December 2020 (Amount in USD)

Cumulative CPB Overview



Strategic Outcomes and Activities

■ Allocated Resources ■ Expenditures ■ Balance of Resources

Code	Strategic Outcome
SO 1	Crisis-affected people in targeted areas are able to meet their basic food and nutrition needs during and in the aftermath of crises
SO 2	Food-insecure people in targeted areas have access to adequate and nutritious food all year-round
SO 3	Vulnerable people in targeted areas have improved nutritional status all year-round
SO 4	Food insecure populations and communities in targeted areas have more resilient livelihoods and sustainable food systems all year round
SO 5	National institutions have strengthened capacities to manage food-security, nutrition, and social protection policies and programmes, including programmes which support social cohesion and stability all year round
SO 6	Humanitarian and development partners in Chad have access to common services that enable them to reach and operate in targeted areas all year.
Code	Country Activity - Long Description
CAR1	Provide livelihood and asset support, including the development or rehabilitation of natural and productive assets and infrastructure and local purchases, to food-insecure and at-risk people.
CPA1	Provide supply chain, ICT, information management, and other logistical services to the humanitarian and development community
CPA2	Provide UNHAS flight services to enable partners to reach areas of humanitarian intervention.
CSI1	Provide training and technical support to national institutions on the design and implementation of a permanent response-planning scheme for food security and nutrition with consolidated early-warning and coordination mechanisms, as well as a shock-responsive, nutrition-sensitive and gender-transformative safety net (supporting strategic outcomes 1 and 2); training and communication schemes for improved nutrition and resilient agricultural practices (strategic outcomes 3 and 4); and improved food and nutr
NPA1	Provide a malnutrition prevention package of specialized nutritious food to children aged 6-23 months and PLWG; cash transfers to PLWG attending pre-/post-natal care; and SBCC measures for the latter and their communities.
NTA1	Provide a malnutrition treatment package of (i) specialized nutritious food to children aged 6-59 months and PLW/Gs; and (ii) SBC-measures to them and their wider communities
SMP1	Provide school meals to vulnerable children during the school year, in a way that relies on and stimulates local production
SMS1	Provide adapted support to targeted people for local fortified nutritious food production.
URT1	Provide an integrated assistance package to crisis-affected people, including food assistance (conditional and/or unconditional), school meals, and specialized nutritious food to children and PLW/Gs and people living with HIV or TB for malnutrition prevention and treatment
URT1	Provide seasonal food assistance to targeted food insecure people

Annual Country Report

Chad Country Portfolio Budget 2020 (2019-2023)

Cumulative Financial Overview as at 31 December 2020 (Amount in USD)

Strategic Result	Strategic Outcome	Activity	Needs Based Plan	Allocated Contributions	Advance and Allocation	Allocated Resources	Expenditures	Balance of Resources
1	Crisis-affected people in targeted areas are able to meet their basic food and nutrition needs during and in the aftermath of crises	Provide an integrated assistance package to crisis-affected people, including food assistance (conditional and/or unconditional), school meals, and specialized nutritious food to children and PLW/Gs and people living with HIV or TB for malnutrition prevention and treatment	279,782,069	195,913,441	0	195,913,441	155,845,629	40,067,812
		Non Activity Specific	0	5,891,647	0	5,891,647	0	5,891,647
	Food-insecure people in targeted areas have access to adequate and nutritious food all year-round	Provide school meals to vulnerable children during the school year, in a way that relies on and stimulates local production	13,161,015	18,156,763	0	18,156,763	8,561,413	9,595,350
		Provide seasonal food assistance to targeted food insecure people	82,461,398	33,779,918	0	33,779,918	24,489,573	9,290,345
		Non Activity Specific	0	116,293	0	116,293	0	116,293

This computer generated report is certified by the Chief of Contribution Accounting and Donor Financial Reporting Branch (FINC)

05/02/2021 14:30:32

Annual Country Report

Chad Country Portfolio Budget 2020 (2019-2023)

Cumulative Financial Overview as at 31 December 2020 (Amount in USD)

Strategic Result	Strategic Outcome	Activity	Needs Based Plan	Allocated Contributions	Advance and Allocation	Allocated Resources	Expenditures	Balance of Resources
Subtotal Strategic Result 1. Everyone has access to food (SDG Target 2.1)			375,404,481	253,858,062	0	253,858,062	188,896,615	64,961,448
2	Vulnerable people in targeted areas have improved nutritional status all year-round	Provide a malnutrition prevention package of specialized nutritious food to children aged 6-23 months and PLWG; cash transfers to PLWG attending pre-/post-natal care; and SBCC measures for the latter and their communities.	22,883,398	14,838,056	0	14,838,056	12,944,930	1,893,127
		Provide a malnutrition treatment package of (i) specialized nutritious food to children aged 6-59 months and PLW/Gs; and (ii) SBC-measures to them and their wider communities	18,885,837	15,559,833	0	15,559,833	11,588,690	3,971,143
		Provide adapted support to targeted people for local fortified nutritious food production.	1,982,285	3,742,687	0	3,742,687	2,234,204	1,508,483
		Non Activity Specific	0	115,730	0	115,730	0	115,730
Subtotal Strategic Result 2. No one suffers from malnutrition (SDG Target 2.2)			43,751,520	34,256,306	0	34,256,306	26,767,824	7,488,482

This computer generated report is certified by the Chief of Contribution Accounting and Donor Financial Reporting Branch (FINC)

05/02/2021 14:30:32

Annual Country Report

Chad Country Portfolio Budget 2020 (2019-2023)

Cumulative Financial Overview as at 31 December 2020 (Amount in USD)

Strategic Result	Strategic Outcome	Activity	Needs Based Plan	Allocated Contributions	Advance and Allocation	Allocated Resources	Expenditures	Balance of Resources
4	Food insecure populations and communities in targeted areas have more resilient livelihoods and sustainable food systems all year round	Provide livelihood and asset support, including the development or rehabilitation of natural and productive assets and infrastructure and local purchases, to food-insecure and at-risk people.	36,904,743	21,532,004	0	21,532,004	17,296,829	4,235,174
		Non Activity Specific	0	353,797	0	353,797	0	353,797
Subtotal Strategic Result 4. Food systems are sustainable (SDG Target 2.4)			36,904,743	21,885,801	0	21,885,801	17,296,829	4,588,971

Annual Country Report

Chad Country Portfolio Budget 2020 (2019-2023)

Cumulative Financial Overview as at 31 December 2020 (Amount in USD)

Strategic Result	Strategic Outcome	Activity	Needs Based Plan	Allocated Contributions	Advance and Allocation	Allocated Resources	Expenditures	Balance of Resources
5	National institutions have strengthened capacities to manage food-security, nutrition, and social protection policies and programmes, including programmes which support social cohesion and stability all year round	Provide training and technical support to national institutions on the design and implementation of a permanent response-planning scheme for food security and nutrition with consolidated early-warning and coordination mechanisms, as well as a shock-responsive, nutrition-sensitive and gender-transformative safety net (supporting strategic outcomes 1 and 2); training and communication schemes for improved nutrition and resilient agricultural practices (strategic outcomes 3 and 4); and improved food and nutr	9,729,904	8,489,760	0	8,489,760	2,560,470	5,929,290
		Non Activity Specific	0	5,159,572	0	5,159,572	0	5,159,572
Subtotal Strategic Result 5. Countries have strengthened capacity to implement the SDGs (SDG Target 17.9)			9,729,904	13,649,332	0	13,649,332	2,560,470	11,088,862

This computer generated report is certified by the Chief of Contribution Accounting and Donor Financial Reporting Branch (FINC)

05/02/2021 14:30:32

Annual Country Report

Chad Country Portfolio Budget 2020 (2019-2023)

Cumulative Financial Overview as at 31 December 2020 (Amount in USD)

Strategic Result	Strategic Outcome	Activity	Needs Based Plan	Allocated Contributions	Advance and Allocation	Allocated Resources	Expenditures	Balance of Resources
8	Humanitarian and development partners in Chad have access to common services that enable them to reach and operate in targeted areas all year.	Provide supply chain, ICT, information management, and other logistical services to the humanitarian and development community	5,603,900	6,128,201	0	6,128,201	2,505,592	3,622,610
		Provide UNHAS flight services to enable partners to reach areas of humanitarian intervention.	29,101,712	23,127,878	0	23,127,878	18,915,083	4,212,795
		Non Activity Specific	0	234,742	0	234,742	0	234,742
Subtotal Strategic Result 8. Sharing of knowledge, expertise and technology strengthen global partnership support to country efforts to achieve the SDGs (SDG Target 17.16)			34,705,612	29,490,822	0	29,490,822	21,420,675	8,070,147
	Non SO Specific	Non Activity Specific	0	1,965,596	0	1,965,596	0	1,965,596
Subtotal Strategic Result			0	1,965,596	0	1,965,596	0	1,965,596
Total Direct Operational Cost			500,496,260	355,105,919	0	355,105,919	256,942,413	98,163,506
Direct Support Cost (DSC)			13,009,011	14,181,244	0	14,181,244	10,746,202	3,435,042
Total Direct Costs			513,505,271	369,287,163	0	369,287,163	267,688,615	101,598,548
Indirect Support Cost (ISC)			33,377,843	19,717,469		19,717,469	19,717,469	0

This computer generated report is certified by the Chief of Contribution Accounting and Donor Financial Reporting Branch (FINC)

05/02/2021 14:30:32

Annual Country Report

Chad Country Portfolio Budget 2020 (2019-2023)

Cumulative Financial Overview as at 31 December 2020 (Amount in USD)

Strategic Result	Strategic Outcome	Activity	Needs Based Plan	Allocated Contributions	Advance and Allocation	Allocated Resources	Expenditures	Balance of Resources
Grand Total			546,883,113	389,004,632	0	389,004,632	287,406,084	101,598,548



This donor financial report is interim
Brian Ah Poe
Chief

Contribution Accounting and Donor Financial Reporting Branch

Columns Definition

Needs Based Plan

Latest approved version of operational needs. WFP's needs-based plans constitute an appeal for resources to implement operations which are designed based on needs assessments undertaken in collaboration with government counterparts and partners

Allocated Contributions

Allocated contributions include confirmed contributions with exchange rate variations, multilateral contributions, miscellaneous income, resource transferred, cost recovery and other financial adjustments (e.g. refinancing). It excludes internal advance and allocation and contributions that are stipulated by donor for use in future years.

Advance and allocation

Internal advanced/allocated resources but not repaid. This includes different types of internal advance (Internal Project Lending or Macro-advance Financing) and allocation (Immediate Response Account)

Allocated Resources

Sum of Allocated Contributions, Advance and Allocation

Expenditures

Cumulative monetary value of goods and services received and recorded within the reporting period

Balance of Resources

Allocated Resources minus Expenditures