

SAVING  
LIVES

CHANGING  
LIVES



# Nigeria Annual Country Report 2020

Country Strategic Plan  
2019 - 2022



World Food  
Programme

# Table of contents

<b>2020 Overview</b>	<b>3</b>
<b>Context and operations &amp; COVID-19 response</b>	<b>7</b>
Risk Management	8
<b>Partnerships</b>	<b>10</b>
<b>CSP Financial Overview</b>	<b>11</b>
<b>Programme Performance</b>	<b>13</b>
Strategic outcome 01	13
Strategic outcome 02	16
Strategic outcome 03	18
Strategic outcome 04	20
Strategic outcome 05	22
Strategic outcome 06	24
<b>Cross-cutting Results</b>	<b>26</b>
Progress towards gender equality	26
Protection and accountability to affected populations	27
Environment	29
<b>Data Notes</b>	<b>29</b>
<b>Figures and Indicators</b>	<b>31</b>
WFP contribution to SDGs	31
Beneficiaries by Sex and Age Group	32
Beneficiaries by Residence Status	33
Beneficiaries by Programme Area	33
Annual Food Transfer	33
Annual Cash Based Transfer and Commodity Voucher	34
Strategic Outcome and Output Results	35
Cross-cutting Indicators	55

## 2020 Overview

The **unprecedented challenges** of 2020 led to a rapid rise in food insecurity and undernutrition in Nigeria. In the northeast, ongoing conflict and insecurity contributed to nearly one million more people becoming internally displaced. Across the country, economic fallout from the COVID-19 pandemic adversely impacted the lives and livelihoods of the most vulnerable, including daily wage earners in the urban informal sector. Combined impacts from conflict and the pandemic caused the number of food-insecure people to rise from 2.95 to 4.3 million. Yet at the same time, insecurity and lockdown measures disrupted supply chains, impeding efforts to reach people in need.

In this difficult context, WFP rose to the challenge, working hand-in-hand with the people of Nigeria and the government **to address the growing emergency needs**. WFP more than doubled its 2019 response to reach over 1.8 million people with life-saving food assistance. By introducing safe distribution modalities and providing two-month rations when possible, WFP was able to deliver urgent assistance that minimized risk of COVID-19 transmission for beneficiaries, staff and partners. In response to the rapid increase in food insecurity affecting urban areas, WFP expanded operations outside the northeast for the first time, providing food assistance to COVID-19 affected people in Abuja, Kano and Lagos. WFP used boats, *keke* (motorized rickshaws) and motorbikes to deliver food assistance to the homes of people in need safely and reliably.

In parallel with this emergency response in the northeast and urban COVID-19 hotspots, WFP **seized opportunities to build resilience** wherever possible. WFP helped people in need to rehabilitate 4,554 hectares of farmland and increase their income. WFP-supported communities planted 827,856 tree seedlings to improve the environment and organized 282 village groups to increase women's savings and strengthen their financial literacy. Sixty-one percent of people surveyed in these communities reported benefits from an enhanced asset base. WFP also assisted pregnant and lactating women with cash transfers conditioned on accessing health services and participating in training. Surveys confirmed the positive impact of WFP interventions on reducing global acute and severe acute malnutrition.

Going beyond direct assistance, WFP provided **technical and enabling support to government**. In response to the COVID-19 pandemic, WFP provided technical assistance to federal and state governments for the safe delivery of take-home rations as part of the modified National Home-Grown School Feeding Programme. The creation of the Zero Hunger Roundtable was another important achievement. Born out of the COVID-19 crisis and co-chaired by the Ministry of Humanitarian Affairs, Disaster Management, and Social Development and WFP, the Roundtable brings together leaders from the private sector, government, United Nations agencies and research institutions to identify and advocate for longer-term solutions to Nigeria's hunger challenges.

Throughout 2020, WFP met its commitment to deliver **essential services to the wider humanitarian community**, including United Nations agencies and non-governmental organizations. Despite the upsurge of security incidents and new operational restrictions and risks, WFP-led common services continued to provide the backbone infrastructure for humanitarian operations across the northeast. WFP consistently provided logistical, telecommunication and air services with highest standards for quality and value-for-money, supporting storage of over 26,600 m<sup>3</sup> of cargo, Internet connections for 4,500 humanitarian workers, and air transport for more than 48,000 passengers. As co-lead of the Food Security Sector, WFP worked with partners to ensure effective food and nutrition security coordination and advocacy. WFP also expanded vulnerability monitoring countrywide to track the evolving hunger situation, feed into the Cadre Harmonisé process, and inform decision making and response.

In all these ways, WFP responded to the extraordinary challenges and rapidly evolving emergency needs of 2020 with **bold and decisive action**, while keeping focused on supporting Nigeria's longer-term aims of achieving Sustainable Development Goal 2 (Zero Hunger) and Sustainable Development Goal 17 (Partnerships for the Goals) by 2030.



# 1,888,879

Total Beneficiaries in 2020

Estimated number of persons with disabilities: 16,564 (60% Female, 40% Male)

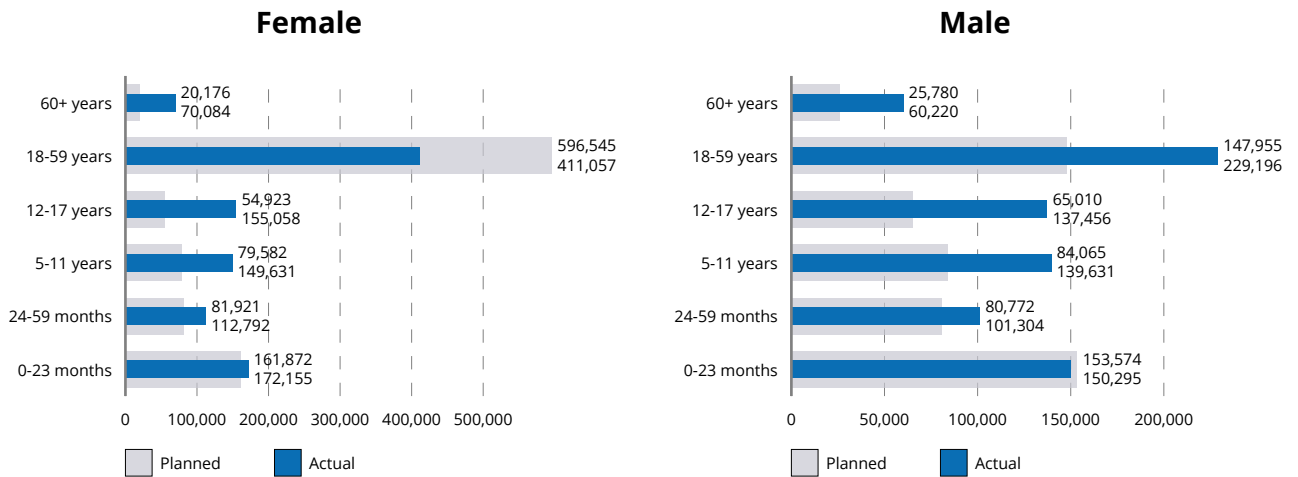


57% female

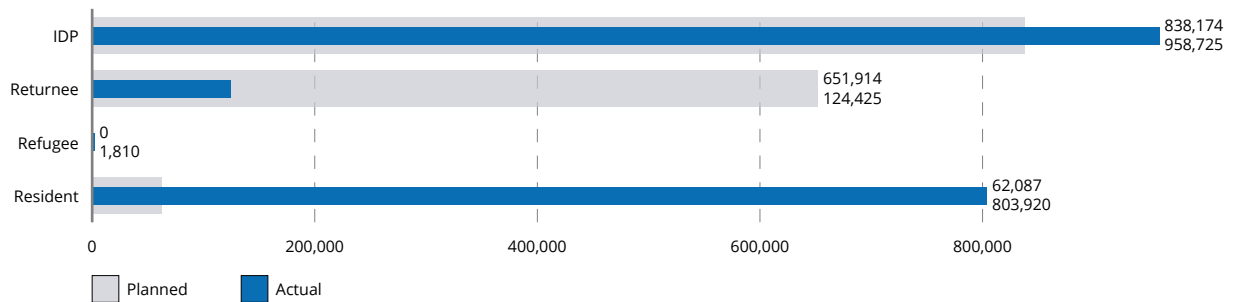


43% male

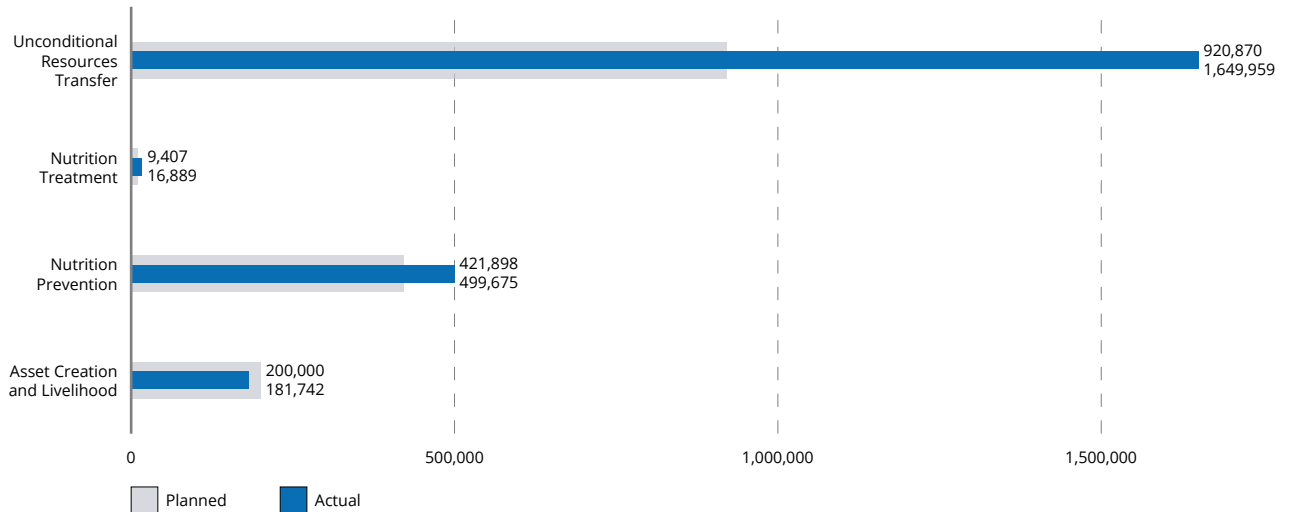
## Beneficiaries by Sex and Age Group



## Beneficiaries by Residence Status



## Beneficiaries by Programme Area



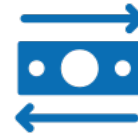
## Total Food and CBT



83,876 mt

**total actual food transferred in 2020**

of 108,433 mt total planned

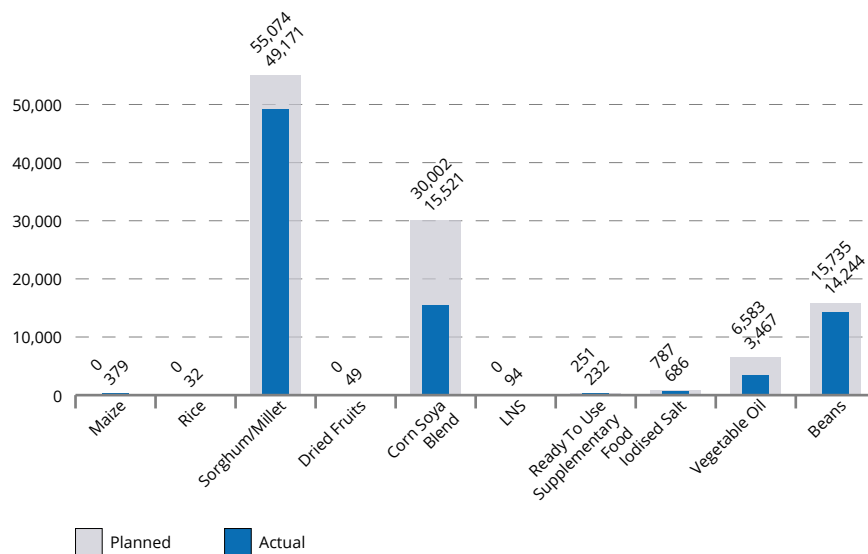


US\$ 67,098,064

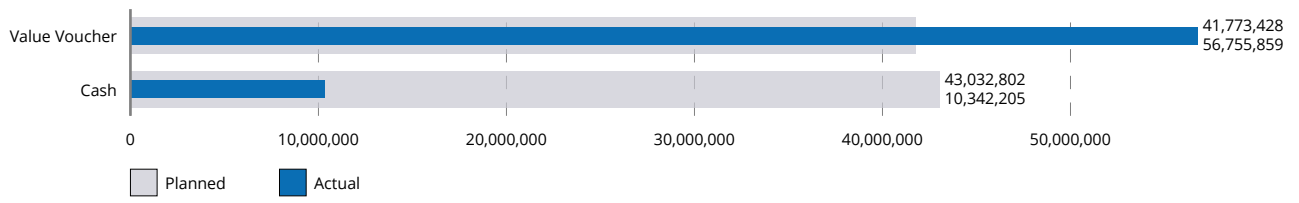
**total actual cash transferred in 2020**

of \$US 84,806,230 total planned

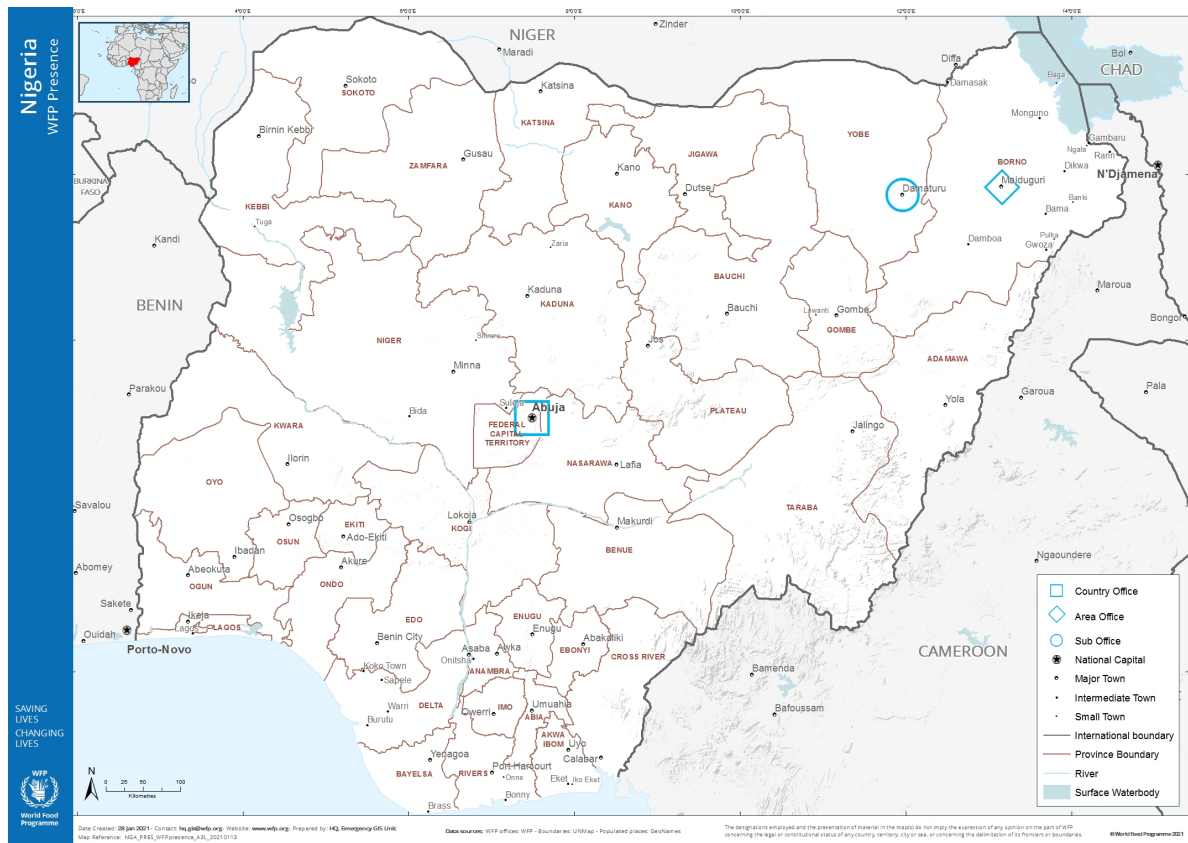
## Annual Food Transfer



## Annual Cash Based Transfer and Commodity Voucher



# Context and operations & COVID-19 response



## Context and Operations

Now entering its eleventh year, the **crisis in northeast Nigeria** continues to disrupt the lives and livelihoods of millions of people across Borno, Adamawa and Yobe States. Violent attacks by non-state armed groups and military counter-operations concentrated in Borno State have displaced people, disrupted farming and other livelihoods, and limited the functionality of markets and other basic services. The number of people displaced by the crisis climbed from 2 million early in the year to reach 2.9 million in December.

WFP's initial Country Strategic Plan predicted a decrease in direct operational support for crisis response alongside a scaling up resilience building activities and preparing for handover to the Government. However, **deteriorating security** compounded by access constraints and rising food insecurity required WFP to scale up operations in early 2020 through a first budget revision.

The COVID-19 pandemic and its associated **surge in food prices** since April 2020 worsened conditions for food and nutrition security across Nigeria. Restrictions on movement and closure of businesses, markets and public gatherings ordered by the Government to curb COVID-19 transmission had unintended negative impact on livelihoods – especially for people engaged in informal sector work – and substantially increased numbers of people requiring emergency food assistance.

In March, prior to the COVID-19 pandemic reaching Nigeria, the **Cadre Harmonisé** indicated 2.95 million food-insecure people in IPC/CH Phase 3 and 4. Further assessment in June showed an increase to 4.3 million during the June to August 2020 lean season. Although the number of food-insecure people decreased after the lean season, the food security outlook did not improve significantly. The October Cadre Harmonisé indicated over 3.4 million people facing critical food insecurity during the October to December 2020 post-harvest season, a 16 percent increase over the same period in 2019. The October analysis also projected that 5.1 million people in the northeast will be in IPC/CH Phase 3 and 4 during the June to August 2021 lean season.

Throughout 2020, WFP focused on acute food insecurity, providing **life-saving unconditional food and nutrition assistance** to vulnerable internally displaced persons (IDPs) and host communities using in-kind food and cash-based transfers delivered via electronic vouchers and mobile money. WFP also continued to provide conditional food assistance through resilience building activities, capacity strengthening support to the Government, and UN common services essential for sustaining the assistance of humanitarian actors to people in need.



## COVID-19 Response

The COVID-19 pandemic heavily **impacted WFP planned interventions** in Nigeria. To curb the spread of COVID-19, the Government ordered lockdowns, temporarily closed international borders and put restrictions on movements and gatherings, actions that contributed to an increase in food prices and added other negative impacts to the fragile northeast.

The COVID-19 pandemic also seriously impacted low income and vulnerable communities in urban areas that were already facing daily changes to sustain lives, livelihoods and good health. Elderly people, the chronically ill, people with disability, women and child-headed households, unemployed youth and IDPs faced the greatest risk of suffering from severe food insecurity.

In recognition of the rising needs, the Federal Government of Nigeria expanded its food assistance target from 2.6 million to 3.6 million people, including vulnerable communities in COVID-19 **urban hot spots**. In May, the Federal Ministry of Humanitarian Affairs, Disaster Management and Social Development asked the United Nations for urgent support. WFP received similar requests for COVID-19 related emergency food assistance from government authorities in Borno and Kano States.

In response, WFP took **unprecedented action**. WFP launched scaled-up operations in the northeast to provide additional direct food assistance via in-kind food and cash-based transfers to complement Government social safety nets, reaching over 583,000 beneficiaries. Direct implementation also assisted over 153,000 beneficiaries in COVID-19 affected urban hotspots of **Abuja, Kano and Lagos**, complemented by a Government contribution of 2,000 mt from Nigeria's Strategic Grain Reserve. WFP distributed food assistance to the most vulnerable, and because public gatherings were restricted, deployed innovative approaches to achieve last mile delivery direct to beneficiary doorsteps using boats, keke (motorized rickshaws) and Uber-like taxi services to reach people in need living in dense urban environments.

Alongside direct support, WFP assisted the Government to leverage its **National Home-Grown School Feeding Programme** (NHGSFP), which targets schoolchildren in public school Grades 1 to 3, to encourage school enrolment and retention countrywide among the high number of out-of-school children. NHGSFP is a leading component of the National Social Investment Programme, Nigeria's primary social protection mechanism.

With technical support from WFP, NHGSFP was modified to cushion the impact of COVID-19 on vulnerable families and children. **Alternative take-home rations** were substituted for school meals which could not reach schoolchildren during the pandemic due to countrywide school closures that continued from March to October, impacting schoolchildren's education and food and nutrition security. WFP modelled safe distribution methods to minimize transmission risk in Abuja and Lagos, areas with higher incidence of COVID-19 cases. WFP technical support enabled the Government to reach more than 65,000 households in these locations while exploring ways to scale up countrywide.

## Risk Management

The COVID-19 pandemic added **novel health and wellbeing risks** for beneficiaries, as well as WFP and cooperating partner staff. These new risks compounded pre-existing challenges associated with deteriorating security conditions, increased restrictions on access to humanitarian space and fluctuating food prices. Increased frequency of security incidents further affected operations, limiting travel by road to access vulnerable populations and deliver food assistance.

COVID-19 related restrictions on WFP operational travel forced greater **reliance on cooperating partners** for distribution of food assistance to beneficiaries at remote sites. As a measure to mitigate COVID-19 transmission risk, WFP suspended biometric registration and beneficiary identity verification at points of sale. However, this change increased risk that SCOPE card sales could be fraudulently handled. Cash distribution in urban areas by physical agents posed another security risk. The challenging operational environment also increased risk of commodity loss and damage.

WFP expanded coordination with military and community leaders to strengthen mitigation of security risks and ensure **safe and secure operations**. To enhance oversight capability and minimize fraud risk, WFP conducted vendor capacity assessments and due diligence prior to vendor engagement and ensured community participation in beneficiary targeting and registration. WFP and cooperating partners also received training on fraud and COVID-19 risk, including Nigeria Centre for Disease Control advisory notices and risk mitigation recommendations.





WFP widely disseminated the **complaint and feedback mechanism** hotline and helpdesk phone number. WFP enhanced the fraud reporting, logging, and escalation mechanism, conducted a beneficiary de-duplication exercise and continued SCOPE reconciliation throughout 2020. For 2021, WFP plans an internal audit and evaluation of the CSP in preparation for the next strategic plan due to begin in 2023.



# Partnerships

Coordinated response to the COVID-19 pandemic demanded stronger partnerships with government and local communities, United Nations agencies, non-governmental organizations, and the private sector.

To address rapidly emerging food security and nutrition needs associated with COVID-19, Nigeria's Federal Ministry of Humanitarian Affairs, Disaster Management and Sustainable Development requested WFP support, confirming WFP as an important partner for delivery of emergency assistance and strengthening **government** capacity for crisis response. As the population of food-insecure people increased from 3.4 million in early 2020 to 4.3 million during the lean season, WFP supported the Federal Ministry of Agriculture and Rural Development's National Programme for Food Security by expanding remote vulnerability assessment capacity countrywide to feed into the June 2020 Cadre Harmonisé update. The June update raised the profile of Cadre Harmonisé analysis, and supported essential consensus building during the first months of the COVID-19 pandemic.

Despite COVID-19 challenges, WFP continued providing safe, accessible assistance to the most vulnerable, including people with disabilities, establishing separate queues to reduce waiting time. WFP worked with food management committees in **local communities** to ensure broad representation of diverse age, gender and ethnicity reflective of the local community. Pregnant and lactating women, caregivers of children with disabilities and persons with special needs were ensured equal access to assistance and given prioritized support during cash-out services.

WFP coordinated with **United Nations** agencies through the United Nations Country Team and Humanitarian Country Team for response to the northeast crisis and other emerging crises. The United Nations Food and Agriculture Organization (FAO), UN Women and WFP are jointly implementing a three-year project for resilience building and improved livelihoods in Borno State that supports agricultural production, income generation, natural resources management and asset creation and rehabilitation.

UNICEF, WFP, and the Federal Ministry of Health collaborate on a nutrition prevention and treatment response for children and pregnant and lactating women in Borno State that focuses on the 1,000-day window of opportunity to improve nutritional status of children aged 0–23 months and pregnant and lactating women through prevention, detection and treatment of malnutrition. In Yobe State, WFP and the Yobe State Primary Health Care Management Board (YSPHCMB) jointly implemented nutrition intervention activities in collaboration with the United Nations Children's Fund (UNICEF) cash-for-caregivers programme.

WFP and UNHCR collaborate on mobilization of resources to assist Cameroonian refugees in southern Nigeria. Through the UN Joint Programme, WFP works with UNICEF, the United Nations Development Programme and International Labour Organization to strengthen social protection at federal and state level by incorporating a shock-responsive element to address future shocks.

WFP-led common services providing logistics and telecommunication support and humanitarian air services consistently rose above new obstacles to continue providing a coordinated backbone for humanitarian actors in government, United Nations agencies and non-governmental organizations working across northeast Nigeria.

WFP coordinated activities with 13 **local and international non-governmental organization** cooperating partners and signed memorandums of understanding with YSPHCMB, the United Nations Population Fund and IOM for implementation of nutrition activities and community sensitization. Capacity assessments, required every three years, were conducted in 2020 to ensure cooperating partners achieve WFP performance criteria. The assessment qualified eight new cooperating partners to begin work with WFP in Nigeria. Gaps identified among existing cooperating partners were addressed through improvement plans accompanied by training support. Besides training to strengthen cooperating partner capacity, WFP provided psychological support to 120 cooperating partner staff to facilitate activity implementation within the context of COVID-19 and increased insecurity in operational areas.

During 2020, leaders of Nigeria's **private sector** asked WFP for guidance on how they could contribute to address food security and nutrition impacts of the COVID-19 pandemic. WFP convened government, private sector, and other stakeholders through the newly established Zero Hunger Roundtable (ZHR) to encourage public-private partnerships to achieve Zero Hunger and support post-pandemic recovery. For example, ZHR members combined efforts by developing a dashboard informing about ZHR member initiatives in response to COVID-19.



# CSP Financial Overview

The continuing conflict in northeast Nigeria caused recurring displacement, increased food insecurity and constrained opportunities for livelihoods; impacts further amplified by the COVID-19 pandemic. Worsening conditions confirmed through emergency food security assessment findings obliged WFP to implement the Country Strategic Plan's first **budget revision**, which increased funding requirements for 2020 by 57 percent.

**New contributions** received in 2020 reached USD 199 million, providing nearly 69 percent of funding requirements. Combined with carry-over from 2019, total resourcing for 2020 exceeded 100 percent, with 4 out of 9 activities fully funded and 7 activities surpassing 85 percent of funding requirements.

WFP received **strong financial support from donor partners** for crisis response interventions under CSP Strategic Outcomes 1 and 6. Strategic Outcomes 2, 3, 4 and 5 which focus on resilience building and root causes received less donor support. WFP applied internal mechanisms to sustain these underfunded activities at reduced levels. Multilateral contributions comprised 5.7 percent of total funding in 2020. WFP continued to advocate for early and multi-year commitment of contributions to improve the continuity and sustainability of CSP activities.

The WFP **advanced financing mechanism** accelerated access to USD 45.3 million in donor resources, preventing pipeline breaks that had been projected between August and September. WFP allocated USD 11 million to support emergency response for COVID-19 impacted beneficiaries in northeast Nigeria and provided food assistance to beneficiaries in urban hotspots of Abuja, Kano and Lagos through an additional USD 5.4 million in flexible funding.

WFP's **Global Commodity Management Facility** supported supply chain cost-efficiency and effectiveness by reducing lead times and accelerating delivery, making possible the conversion of available funds into food commodities within weeks instead of months. The GCMF was used to support procurement of all WFP commodities except salt and enabled the cost-effective purchase of local sorghum and beans immediately after the harvest period when prices were lowest.

WFP maintained consistent engagement with donor partners through **monthly consultative meetings** that shared the latest security and vulnerability assessments, operational updates, opportunities and challenges, interactive discussion on key issues and resource outlook information. WFP received funds from 14 donors, including government and private donors. Canada, European Union, Germany, United Kingdom and United States provided 95 percent of total contributions received in 2020.

## Annual CSP Financial Overview by Strategic Outcome

	Needs Based Plan	Implementation Plan	Available Resources	Expenditure
01: IDPs, returnees, refugees and local communities affected by crisis in Nigeria are able to meet their basic food and nutrition needs during and in the aftermath of shocks	 182,388,973	 154,388,152	 231,810,856	 159,647,835
02: Vulnerable populations in targeted areas become more resilient to shocks and are able to meet their basic food needs throughout the year	 34,267,112	 18,572,542	 32,562,123	 17,798,301
03: Nutritionally vulnerable people in chronically food insecure areas have enhanced nutritional status in line with achieving national and global targets by 2025	 12,433,191	 1,704,065	 2,788,122	 2,396,999
04: Federal, state and local actors have strengthened capacity to manage food security and nutrition programmes in line with national targets in the short, medium and long-term	 1,976,952	 1,482,714	 2,301,682	 790,951
05: Government and partner efforts towards achieving Zero Hunger by 2030 are supported by effective and coherent policy frameworks	 399,420	 111,837	 20,240	 0
06: Humanitarian community is enabled to reach and operate in areas of humanitarian crisis throughout the year	 29,251,919	 18,721,228	 26,698,299	 23,791,019
Total:	 260,717,567	 194,980,538	 296,181,322	 204,425,105

The annual financial figures presented in this table are aggregated at Strategic Outcome level. The full presentation of the annual financial overview for the CSP, including breakdown of financial figures by activity, resources not yet allocated to a specific Strategic Outcome, Direct Support Costs and Indirect Support Costs are available in the Annual Financial Overview for the period 01 January to 31 December 2020.

# Programme Performance

**Strategic outcome 01: IDPs, returnees, refugees and local communities affected by crisis in Nigeria are able to meet their basic food and nutrition needs during and in the aftermath of shocks**



WFP provided **emergency food assistance** to more than **1.8 million** vulnerable people, including over **736,000** affected by COVID-19



**117** retailers participated in **cash-based transfer programmes**



**77** government/national partner staff received **technical assistance and training**



Nutrition support to **prevent malnutrition** reached **499,675** children under 5 and pregnant and lactating women and girls



Nutrition support to **treat moderate acute malnutrition** reached **16,889** under-five children

The crisis in northeast Nigeria increased in volume and intensity during 2020. The spread of the **COVID-19 pandemic** to Nigeria in April 2020 created new challenges for staying accountable to the affected population WFP serves. Violent attacks and military counter-operations concentrated in Borno State affected civilians across Borno, Adamawa and Yobe (BAY) States. IOM's November 2020 displacement tracking matrix indicated 1.95 million people displaced in the BAY states, mostly women and children. Throughout 2020, thousands of people in dire need of assistance continued to arrive from inaccessible locations to relatively safer ones, putting increased pressure on humanitarian actors to plan for and meet their basic food, nutrition and other needs.

The October 2020 **Cadre Harmonisé** projects 5.1 million people will be food insecure in the BAY states *during the June to August 2021 lean season*, a marked increase from the 4.3 million people projected to be food insecure for the same period in 2020. Sustained deterioration in food security is linked to protracted insecurity, continuous attacks by non-state armed groups leading to a new waves of displacement, limited access to farming and grazing land essential for livelihoods, and high food prices associated with recent economic fallout from the COVID-19 pandemic. Many people in the northeast remain dependent on humanitarian assistance to meet their food and nutrition needs.

In 2020, WFP provided **emergency food assistance** to more than 1.8 million vulnerable people, including over 736,000 affected by COVID-19 in the northeast and urban hotspots of Abuja, Kano and Lagos. WFP food and nutrition assistance in northeast Nigeria focused on addressing acute food insecurity of IDPs in camps and host communities through in-kind food, CBT using electronic vouchers and mobile money, and malnutrition prevention and treatment activities through specialized nutritious foods provided to children 24–59 months and pregnant and lactating women.

**Northwest Nigeria** has experienced growing tension between herders and farmers in the last two years, leading to clashes, mass attacks on villages, killing of civilians, looting of cattle and other livestock, and destruction of crops. Frequency of mass attacks increased after March 2020, together with kidnapping for ransom and attacks on farmland. These incidents increased humanitarian needs, especially around communities in Katsina, Sokoto and Zamfara States located near forests. WFP joined an interagency assessment mission in late 2020 to support the development of recommendations for humanitarian response.

Recognizing the Lake Chad Basin continues to face a protracted and intensifying conflict with spill-over effects in northeast Nigeria, WFP has developed a new strategic approach grounded in the **humanitarian-development-peace nexus** and aligned with the UNDP Regional Stabilization Facility for Lake Chad. WFP is working with partners to expand implementation of this new strategy.

Planning and analysis data was **disaggregated by gender and age** as confirmed by monitoring code 4. Programme management committees recorded transformative impact as women's participation in decision grew stronger and male engagement with changing gender stereotypes increased. Gender-sensitive arrangements for food distribution

included separate queues for men and women during unconditional resource transfers and breastfeeding corners for women.

### Unconditional resource transfers

WFP's in-kind food basket comprised cereals, pulses, fortified vegetable oil, iodized salt, and fortified blended food (Super Cereal) to provide 2,100 kcal a day per person to an average household of five. In-kind assistance was provided to highly vulnerable **IDPs, returnees and host communities** located furthest from available food sources and functioning markets. WFP continued to shift transfer modalities away from in-kind food and toward cash-based transfers (CBT) at sites where assessments confirmed local access to markets with available food commodities.

WFP has adopted the Survival Minimum Expenditure Basket (SMEB) to define transfer value for cash interventions. SMEB assigns **2,100 kcal per person** for an average household size of five, equivalent to a 30-day food ration. Key staples of rice, maize, beans and groundnuts comprise 85 percent of the SMEB. Based on recommendations of the Food Security Sector Harmonization Committee, the SMEB transfer value was adjusted to reflect actual needs of targeted beneficiaries, then scaled to cover 70 percent of the food basket value for urban households and 100 percent for rural households.

Cash-based transfer beneficiaries received cash or vouchers equivalent to the food basket and corresponding to the current price in local markets. Beneficiaries in Maiduguri and Jere of Borno State received NGN 17,000 (USD 44), while those in Damaturu of Yobe State received NGN 17,500 (USD 45) per month, sufficient to sustain the food and nutrition needs of a family of five. The beneficiaries were assisted mainly through **mobile money transfers, bank accounts or electronic vouchers**, depending on local market assessments and analysis of feasibility and appropriateness. Vulnerable households received a monthly entitlement through the selected transfer modality.

E-vouchers for monthly entitlements were delivered via secured cards redeemable for food at contracted retail shops. The cards are linked to WFP's beneficiary management system, SCOPE, where individual recipients are **biometrically registered** with their fingerprint. Contracted retailers authenticate each recipient's entitlement via point of sale devices, ensuring that the right allocation is received by the right recipient. WFP food assistance delivered via CBT strengthens local markets and encourages smallholders to become more productive, ultimately contributing to strengthening national capacity.

Despite temporary interruptions of WFP assistance due to pipeline shortages for Super Cereal, fortified vegetable oil and other commodities, food consumption among beneficiary households remained relatively stable within the year. Disaggregated by transfer modality, evidence suggests **CBT was more effective** in preventing poorer food consumption outcomes, with only 2 percent of beneficiaries that received CBT via e-voucher or mobile money having weaker food consumption scores, compared to 17 percent of in-kind beneficiaries.

The proportion of beneficiary households applying asset depleting **coping strategies** was 62 percent, with less than two in ten households applying emergency coping strategies. There was a proportionate increase in average household expenditure for food, with better performance among female-headed households despite their general challenges. These indicators show how regular and predictable food assistance provided by WFP helps to stabilize beneficiary households and prevent further deterioration in living conditions.

### Nutrition

WFP complemented food assistance with **malnutrition prevention and treatment** activities. Prevention of malnutrition supported 394,757 boys and girls 6-23 months and 83,531 pregnant and lactating women. Pregnant and lactating women received Super Cereal and children received Super Cereal Plus. Treatment of malnutrition supported 16,889 boys and girls 6-59 months. Both prevention and treatment prioritized locations with acute malnutrition rates over 10 percent.

Health centres participating in WFP-supported treatment of malnutrition were required to meet **minimum Sphere standards** for moderate acute malnutrition (MAM) management. The MAM treatment recovery rate in these centres was 97.62 percent, well above the target value of 75 percent, while MAM treatment mortality (0.04 percent), non-response (0.28 percent) and default rate (2.06) were well below recommended ceilings. For each of these indicators, there was no significant difference between girls and boys. WFP treatment of malnutrition nutrition assistance complemented UNICEF-supported treatment of severe acute malnutrition under the community-based management of acute malnutrition (CMAM) approach.

WFP nutritional assistance improved nutrient intake, strengthened dietary diversity, and emphasized optimal nutrition practices, especially among young children, women of reproductive age, adolescent girls, and other nutritionally at-risk groups. WFP delivered nutrition education, **social and behaviour change communication** (SBCC), and training on enhancing nutritious cooking and feeding, hygiene and health care, and home food fortification practices. Through SBCC, WFP reached over 107,000 beneficiaries with messages on optimal breastfeeding and feeding practices.



To enhance programme outcomes, WFP provided training for health centre staff and mothers. WFP conducted **training of community nutrition mobilizers** across prevention of malnutrition locations to promote age-appropriate infant and young child feeding (IYCF), including good hygiene and childcare practices. Results demonstrated that well-trained women from local communities were capable to support active case finding and IYCF education. Men receiving SBCC through father-to-father peer support groups showed important community support for better nutrition-related behaviours.

<b>WFP Gender and Age Marker</b>	
<b>CSP Activity</b>	<b>GAM Monitoring Code</b>
Provide nutrition prevention and treatment packages to children aged 6–59 months, pregnant and lactating women and girls, other nutritionally vulnerable populations and persons with caring responsibilities	4
Provide unconditional food assistance and income-generating activities to food-insecure internally displaced persons, returnees, refugees and host communities affected by crises	4

## Strategic outcome 02: Vulnerable populations in targeted areas become more resilient to shocks and are able to meet their basic food needs throughout the year



181,742 people reached through asset creation activities



17 asset creation activities, including crop and livestock development, income generation and natural resource management implemented



140 social and income generating infrastructure assets constructed



238 government/national partner staff received support and training

Through the progressive graduation of beneficiaries **from crisis response to resilience building**, WFP bridges the humanitarian-development-peace nexus. WFP implements livelihood interventions across 17 local government areas (LGAs) of northeast Nigeria. WFP asset creation and related resilience building activities help stabilize immediate household food consumption and enable rehabilitation of community and household assets that enhance livelihoods and resilience over the long run.

Activity planning and results were disaggregated by gender and age and supported by a detailed gender analysis, as confirmed by monitoring code 4. Programme management committee (PMC) engagement with livelihoods interventions in northeast Nigeria helped to accelerate gender transformation and **women's empowerment**. Interventions focused on women smallholder farmers and vulnerable young men to enhance social protection and promote environment- and climate-friendly livelihood opportunities.

As a COVID-19 risk mitigation measure, WFP paused 39 out of 56 planned communal asset creation interventions in 2020, retaining sites that had progressed significantly and risked regressing if interrupted prior to completion. Suspension of communal activities was a mitigation measure to reduce **COVID-19 risk**. WFP also temporarily suspended conditionality and completed unconditional transfers from April to June 2020 to support targeted beneficiaries against shocks associated with government enforcement of COVID-19 lockdowns.

Transfers conditioned on household activities resumed from July through December 2020. Depending on location, participants working over 15 days received a full ration, or a fixed transfer at an hourly rate agreed through inter-agency coordination. Selection of **optimal transfer modalities** for livelihood interventions was informed by macro- and micro-contextual assessments that focused on financial services, information technology and telecommunications infrastructure, markets, retailers, security and price conditions.

WFP reached 155,880 beneficiaries (52 percent female and 48 percent male) through 17 asset creation activities, including crop and livestock development, income generation and natural resource management. Activities were implemented under WFP corporate and country-level standard operating procedure and closely monitored for compliance with COVID-19 guidelines. With WFP support, both **individual and communal assets** were created or improved, including 4,554 hectares of cultivable land rehabilitated; 10,089 smallholder farmers trained on post-harvest handling and storage management to reduce post-harvest losses; and 827,856 tree seedlings planted.

Another 44,272 individuals received income generating start-up kits consisting of 33,736 livestock (poultry and small ruminants) and 282 village savings and loan (VSL) groups were formed to **promote savings and enhance financial literacy**, especially among women in Dikwa and Monguno LGAs of Borno State and Nguru, Yunusari, Yusufari LGAs of Yobe State. The initiative helped women in 8,726 households build aggregate savings of NGN 7 million (USD 18,000). The savings further helped to protect the participating women against market-related shocks and enabled self-investment to expand and diversify their small businesses. VSLA members also benefited from improved financial



literacy, peer learning and enhanced social cohesion.

WFP commenced CBT to remote locations and fresh vegetable vouchers under the European Union's European Development Fund project implemented jointly with FAO and UN Women. The project restores and promotes sustainable agricultural-based livelihoods for food security, employment and nutrition improvement in Borno State. Fresh vegetables were sourced from local markets, including some procured from WFP-supported livelihoods beneficiaries engaged in crop production. The initiative had a **multiplier effect**, supporting the local economy while reinforcing integration and complementarity of support among United Nations partners for maximum community impact. Despite security challenges, absence of network connectivity in remote locations, and Government restrictions on cash distributions, over NGN 600 million (USD 1.5 million) was successfully distributed to 21,103 households through CBT in 2020.

COVID-19 related United Nations in Nigeria restrictions prioritizing staff movement according to programme criticality narrowed opportunities for resilience building activities. Despite this added challenge, WFP's food security outcome monitoring assessment indicated **positive progress** under the asset-benefit indicator – 61 percent in 2020 compared to 56 percent in 2019. This indicates WFP interventions contributed positively to the ability of affected households to manage and maintain their assets and diversify household production.

Other indicators declined in 2020. Over 50 percent of surveyed households reported poor or borderline food consumption as compared to just over 40 percent in 2019. The consumption-based coping strategies index was 12 in 2020 and 9 in the previous year, indicating the number and severity of consumption-based coping strategies employed by households increased in 2020. Average food expenditure share was 67 percent in 2020 compared to 55 percent in 2019. The relatively poor performance can be attributed to **reduction of planned activities** due to COVID-19. The timing of data collection during a period where beneficiary needs went unmet due to lack of resources was another likely factor, considering that the affected population relies on WFP food assistance as an important source of their daily food intake.

December 2020 marks the mid-point for implementation of livelihoods activities under the four-year CSP and marks an important opportunity to review progress thus far achieved. WFP has completed preparations for a **decentralized evaluation** of livelihoods interventions. Evaluation findings will be used to update the livelihood strategy and inform future implementation that complements WFP activities and other activities aligned with the UN sustainable development partnership and Rome-based agency frameworks. The decentralized evaluation scheduled to start in early 2021 will inform the design of livelihoods and resilience building interventions to be included in the next CSP.

WFP Gender and Age Marker	
CSP Activity	GAM Monitoring Code
Provide conditional transfers to food-insecure people, including women, young people and smallholders	4

## Strategic outcome 03: Nutritionally vulnerable people in chronically food insecure areas have enhanced nutritional status in line with achieving national and global targets by 2025



**PLW and caregivers** of children under 2 received cash transfers of ~USD 13 (NGN 5,000) in association with UNICEF-supported maternal, newborn and child health services and maternal support groups



**Multi-sectoral malnutrition prevention** implemented through field-level cooperating partners working in close coordination with government ministries, departments and agencies



WFP reached **5,976** people through inter-personal social and behaviour change communication

WFP supports multi-sectoral delivery of health and nutrition interventions in Borno State, targeting the window of opportunity from conception to a child's second birthday through improved quality and increased coverage of basic nutrition services and reduced food insecurity at household level. The **multi-sectoral malnutrition prevention (MSP)** intervention was operational from April 2019 through March 2020 and is currently undergoing redesign for resumption of activities in 2021.

Planning and beneficiary data analysis was disaggregated by sex and age, as evidenced by GAM code 4. Nutrition-specific social and behavior change communication (SBCC) supported the **dismantling of gender stereotypes** in communities across northeast Nigeria. The village savings and loan schemes supported economic empowerment of women.

Pregnant and lactating women and caregivers of children aged 6-23 months received **cash-based transfers** of NGN 5,000 (USD 13) conditioned on participation in UNICEF-supported maternal, newborn and child health services and maternal support groups. Post-distribution monitoring reports indicate cash-based transfers enabled beneficiaries to enrich daily diets through purchase of eggs, milk, fruits, vegetables, meat and other nutritious foods for themselves and their children. The transfers also supported women's income generation by helping to create new businesses or strengthen existing ones such as rice milling, beekeeping, petty trade and tailoring.

**Village savings and loans associations (VSLAs)** supported women's groups to save income earned from their businesses and receive loans from group savings that contributed to meeting important family needs, including access to health services, purchase of clothing and food items and payment of school fees.

During the first quarter of 2021, WFP supported 21,387 women, including women with disabilities, with mobile money cash support of NGN 5,000 (USD 13). Another 30,875 women benefited from SBCC that strengthened health and nutrition knowledge and child caring practices within the target group. In Shani LGA, WFP provided cash support to complement **income generating activities**. WFP provided 720 women with seed money of 12,000 NGN (USD 32) for income generating activities and 792 women benefited from capacity strengthening through VSLA training and associated income generation activities.

WFP did not purchase specialized nutritious foods for distribution to targeted beneficiaries as originally planned. Instead, cash-based transfers were programmed to support **improved access to locally available nutritious food** rich in micronutrients, and encourage sustained and optimal maternal, infant and young child feeding.

Consistent with WFP practice, this activity was implemented through field-level cooperating partners working in **close coordination with government** ministries, departments and agencies. Government primary health care centres managed by the Borno State Primary Health Care Development Agency (BSPHCDA) were the primary platform for delivery of this assistance. State nutrition officers and LGA-based nutrition focal points provided technical and

supervisory support for beneficiary registration, cash transfer redemption and community-based peer mother support groups. Government health workers facilitated delivery of facility-based maternal, infant and young child feeding education during uptake of basic health care services that complemented cash assistance.

WFP and partners also coordinated with UNICEF and other humanitarian agencies at operational and strategic level to **ensure operational efficiency without overlap** or duplication of effort. While WFP and cooperating partners focused on provision of cash assistance to pregnant and lactating women, UNICEF, acting through BSPHCDA, supported the delivery of immunizations, ante- and post-natal care, WASH and IYCF services to the targeted population, including multi-sectoral malnutrition prevention beneficiaries.

An endline survey planned to take place from February to May was conducted in September after COVID-19 restrictions on movement were lifted and the Nigeria Bureau of Statistics issued data collection guidelines. Findings showed **improved outcomes for global acute malnutrition (GAM)**, with the Shani LGA pilot measuring reduced GAM as compared to baseline values. Core childhood nutrition status also showed improvement across MSP-targeted LGAs. Endline GAM according to the weight-for height Z-score at Shani LGA – where beneficiaries received cash support – was 7.2 percent (5.6 percent - 9.2 percent), compared with GAM of 9.0 percent (6.9 percent - 11.5 percent) at Bayo LGA where cash support was not provided. Despite successes, funding to sustain these activities remained unavailable after April 2020.

WFP Gender and Age Marker	
CSP Activity	GAM Monitoring Code
Support improving the nutrition status of children, pregnant and lactating women and girls, adolescents and other nutritionally vulnerable groups (including people living with HIV) through an integrated malnutrition prevention package, including access to nutritious food and high-quality care, social and behaviour change communication and capacity strengthening	4

## Strategic outcome 04: Federal, state and local actors have strengthened capacity to manage food security and nutrition programmes in line with national targets in the short, medium and long-term



The COVID-19 pandemic presented both challenges and opportunities for WFP's countrywide capacity strengthening efforts. While minor setbacks were encountered in achieving planned activities, WFP successfully provided technical support to the Federal Ministry of Humanitarian Affairs, Disaster Management, and Social Development (FMHADMSD), and Federal Ministry of Agriculture and Rural Development (FMARD), setting the foundation for **strategic and long-term engagement** in support of Government-led social protection mechanisms.

As evidenced by GAM code 1, activities under this strategic outcome do not incorporate systematic planning and analysis disaggregated by gender and age. These activities focus on **government capacity strengthening** and are not tailored to beneficiaries of food assistance.

Building on previous WFP technical support to the Government-led National Home-Grown School Feeding Programme (NHGSFP) and following an urgent request from FMHADMSD, WFP provided technical support that enabled the Government to modify the NHGSFP and minimize impact of the COVID-19 pandemic on vulnerable families. WFP supported federal and state governments to safely distribute **alternative take-home rations** through the NHGSFP in lieu of school meals. Alternative take-home rations were distributed to 65,000 families with children in public schools in Abuja and Lagos as part of the response to COVID-19.

WFP rapidly deployed multi-disciplinary teams to Abuja and Lagos to guide field-based cooperating partners and government stakeholders on good practices for community engagement, targeting, programme design, monitoring and security, while showcasing a **safe distribution model** to minimize risk of COVID-19 transmission. WFP also provided training and developed guidance materials, including a guidance note to ensure safe distribution of take-home rations. The guidance note was subsequently adopted by the Resident Coordinator's Office as a reference document for the United Nations in Nigeria.

Based on successful joint efforts to adapt the NHGSFP, FMHADMSD requested longer-term WFP support to redesign **national school feeding**. Policy coherence, programme design, and monitoring and evaluation are currently considered promising areas for deeper WFP engagement. WFP has engaged a school feeding expert to extend and coordinate technical support efforts.

Following findings of a 2019 joint United Nations scoping mission to Katsina, Sokoto and Zamfara States, WFP advocated for enhanced engagement with Government partners through a coordinated triple-nexus (humanitarian-development-peace) approach to address the rise in humanitarian needs across **northwest Nigeria** while also promoting development and peace outcomes. WFP's call for a shock-responsive social protection system, in line with the triple nexus approach, was endorsed by the Humanitarian Country Team. WFP is intensifying technical support and expanding cooperation with FMHADMSD and the Federal Ministry of Finance, Budget and National Planning to address social protection needs in the northwest and other parts of Nigeria.

As part of United Nations efforts to strengthen social protection systems at federal and state level in the northwest, WFP conducted a rapid capacity needs and technical requirements assessment for **Sokoto State**. In alignment with the assessment's findings, WFP will provide technical support to help improve Sokoto's cash transfer system, strengthen multi-stakeholder platforms, and explore opportunities to expand geographical coverage of cash transfer mechanisms and scale up further in 2021.

Building on successful experience in the northeast, WFP expanded the **mobile vulnerability analysis and mapping** (mVAM) approach to improve monitoring of food insecurity countrywide. Data generated helps government and humanitarian partners to strengthen consensus on vulnerability and inform COVID-19 policies, strategies and programmes. WFP engaged the National Social Safety Coordination Office (NASSCO) to explore how mVAM data may inform a future shock-responsive social protection mechanism, in conjunction with datasets generated by the World Bank, UNICEF and other partners. WFP provided broader technical support on vulnerability analysis to inform both WFP and Government-led systems, notably with FMARD for Cadre Harmonisé analysis and the Federal Capital Territory (FCT) Ministry for Agriculture and Rural Development for emergency food security assessment. These strategic partnerships helped strengthen government vulnerability analysis and monitoring capabilities through tailored training and communities of practice.

WFP provided innovative support to smallholder farmers through a pilot initiative linking them with private sector business to help increase production and **improve access to local markets**. In collaboration with WFP's Munich-based Innovation Accelerator, WFP provided guidance to Nigerian start-up enterprise Thrive Agric to engage with 10,000 smallholder farmers in Adamawa State, supporting the farmers to produce high-quality grains and secure improved access to local markets.

WFP Gender and Age Marker	
CSP Activity	GAM Monitoring Code
Support the technical capacity of federal, state and local actors in information management systems, vulnerability assessment and mapping, monitoring and evaluation, safety net management, food technology and fortification, supply chains, nutrition and emergency preparedness and response, integrating gender	1

## Strategic outcome 05: Government and partner efforts towards achieving Zero Hunger by 2030 are supported by effective and coherent policy frameworks



WFP contributed to the incorporation of a shock-responsive element in the **National Social Protection Policy**



WFP helped launch the **Zero Hunger Roundtable** to support the Government in the collective journey towards Zero Hunger



**Food Security Sector** partners helped raise the transfer value to beneficiaries ensuring continued access to an adequate supply of food



WFP prepared for **Fill the Nutrient Gap/Cost of the Diet** studies to generate evidence informing food security and nutrition programming, strategy and policy

WFP supported policy coherence and leveraged multi-stakeholder partnerships for a **whole of society approach** to catalyse Decade of Action efforts towards achievement of Agenda 2030's Sustainable Development Goal 2 across Nigeria. WFP contributed to Sustainable Development Goal 17 through multi-stakeholder partnerships that support policy coherence in food and nutrition security-related initiatives, including the Zero Hunger Roundtable, and serving as co-lead of the Food Security Sector.

As evidenced by GAM code 1, activities under this strategic outcome do not incorporate systematic planning and analysis disaggregated by gender and age. These activities focus on engagement with **countrywide dialogue on Zero Hunger** and are not tailored to beneficiaries of food assistance.

WFP played a central role in review of the **National Social Protection Policy**, contributing to the incorporation of a shock-responsive element, improved coordination mechanisms, formulation of monitoring and evaluation frameworks, and inclusion of specific vulnerable groups. WFP further promoted incorporation of food and nutrition priorities in the poverty eradication and social protection national development plan, a high-level strategic engagement led by the Office of the President.

WFP helped update community-based management of acute malnutrition (CMAM) guidelines to align with the MAM treatment protocol and provided technical support to the **National Council on Nutrition** through the Scaling Up Nutrition Network and Global Action Plan on Child Wasting. Activities included mapping national policies on nutrition and the Nigeria Country Operational Roadmap as part of a national commitment to reduce wasting in children under 5 to less than 5 percent by 2025 and below 3 percent by 2030.

WFP prepared for the **Fill the Nutrient Gap** exercise that will identify barriers faced by the most vulnerable in accessing and consuming healthy and nutritious foods. The analysis is carried out in collaboration with United Nations agencies, NGOs, government ministries, departments and agencies, the private sector and other national stakeholders. Its results inform policies and programming in social protection, food systems, health, agriculture, education and other sectors that can contribute to improving nutrition. WFP also supported the 2020 celebration of World Breastfeeding Week, conducted training, and provided non-food items for health service staff and cooperating partners across the BAY states.

WFP helped to launch the **Zero Hunger Roundtable**, a multi-stakeholder partnership assembling private sector businesses, research and technical partners to support the Government in the collective journey towards Zero Hunger. The Roundtable supplements Government efforts by marshalling the diverse expertise of its members in areas such as COVID-19 response, improved data collection and management practices, social protection, and food value chains. For example, as part of data collection efforts in response to COVID-19, the Roundtable established a dashboard to inform government-led social protection programmes and other support initiatives. In coordination with the Federal Ministry of Humanitarian Affairs, Disaster Management and Social Development, WFP will continue to provide the Zero Hunger

Roundtable with policy and technical support in 2021.

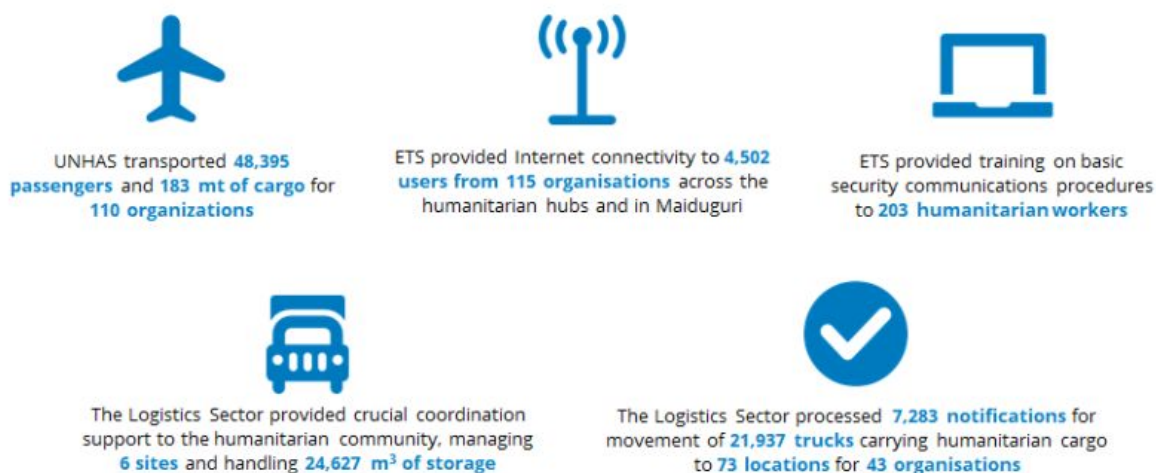
As co-lead of the **Food Security Sector (FSS)**, WFP worked closely with FAO, federal and state authorities and partners to facilitate identification of needs, collective achievements and gaps in assistance through a complementary approach. The Sector focused on coordination of response mechanisms for food and livelihood assistance to food-insecure people in camps and out-of-camp locations. In 2020, FSS comprised 64 members delivering assistance in northeast Nigeria through food assistance and agriculture and livelihoods support. The Sector helps members to acquire necessary expertise, publish advisory food security bulletins, enhance coordination among food security partners, ensure partners avoid duplication of activities, and improve information management systems for timely access and availability of food security information.

FSS supported scale up and improved efficiency of food assistance provided by partners to new arrivals at in-camp and out-of-camp locations, notably through harmonization of the beneficiary registration process. **Joint advocacy** by FSS called on Government to ensure farmers and pastoralists have safe and secure access to land with favourable conditions for returnees, especially those receiving livelihoods support. Following a significant climb in food prices from March to August, FSS partners successfully advocated to raise the transfer value provided to beneficiaries from September onward, thereby ensuring continued access of beneficiaries to an adequate supply of food.

Together with **FAO and the International Fund for Agriculture**, the other two Rome-based Agencies, WFP engaged in policy dialogue with the Special Advisor to the President on the Sustainable Development Goals, emphasizing that while hunger remains a major cause of death and suffering, Nigeria is well-positioned to drive progress toward achieving Zero Hunger. The dialogue creates a foundation for strengthened engagement of the Government of Nigeria within the framework of global initiatives of Rome-based Agencies to support countries in their efforts to achieve Zero Hunger by 2030.

WFP Gender and Age Marker	
CSP Activity	GAM Monitoring Code
Support Zero Hunger Forum, and food and nutrition security coordination and advocacy in line with the recommendations of the Zero Hunger Strategic Review.	1

## Strategic outcome 06: Humanitarian community is enabled to reach and operate in areas of humanitarian crisis throughout the year



WFP-led UN common services in **logistics, emergency telecommunications and air services** played crucial roles supporting humanitarian actors in the northeast amid challenges of insecurity, spikes in criminal activity, inter-communal clashes and the COVID-19 pandemic. Coordination provided by the Logistics Sector ensured safe movement of relief items and secure warehouse space for use by partners. The Emergency Telecommunications Sector (ETS) provided reliable internet connectivity and security communications in 10 field locations. The United Nations Humanitarian Air Service (UNHAS) transported humanitarian staff and relief items to operational areas.

The three WFP-managed common services also supported Government to enhance existing mechanisms and **augment capacity** essential for an effective response, and enabled integrated, comprehensive, flexible and effective response to the rapidly evolving and dynamic humanitarian crisis.

As evidenced by GAM code 1, activities under this strategic outcome do not incorporate systematic planning and analysis disaggregated by gender and age. These activities focus on **service provision to organizations** and are not tailored to beneficiaries of food assistance.

### Logistics Sector

Security risks along main supply routes and poor road infrastructure, combined with the scale of needs, have imposed significant strain on logistics capacity of humanitarian responders in the BAY states. The Logistics Sector provided crucial coordination support to the humanitarian community by facilitating access to **common logistics services** and promoting joint inter-agency logistical planning throughout the year. The Sector managed six sites and made available 5,160 m<sup>2</sup> of free storage to humanitarian organisations. In 2020, sector-managed storage facilities received 26,647 m<sup>3</sup> (8,771 mt) of humanitarian cargo for 21 organisations. In cooperation with Maiduguri-based partner Première Urgence Internationale, the Sector consolidated and airlifted 185 m<sup>3</sup> (80 mt) of cargo to multiple field locations for 25 partner organizations.

The Logistics Sector also supported OCHA **civil-military coordination** mechanisms, including cargo movement and coordination of military escorts. In 2020, the Sector processed 7,283 humanitarian cargo movement notification forms through military authorities involving 21,937 trucks carrying humanitarian cargo to 73 locations on behalf of 40 organisations across the BAY states. The Sector augmented storage capacity through loan of 21 mobile storage units to 10 partner organizations and provided installation and maintenance support across Borno State.

### Emergency Telecommunications Sector (ETS)

ETS provided Internet **connectivity services** to 4,559 users from 115 organisations (15 United Nations agencies and 100 non-governmental organisations) across BAY state humanitarian hubs and in Maiduguri, exceeding the 2020 target of 2,500 individuals from 100 organisations. ETS installed satellite terminals at eight ETS connectivity sites to optimise



connectivity services. ETS overcame COVID-19 constraints to provide training on basic security communications procedures to 203 humanitarians via ETS-designed webinars made available to users on-demand. ETS shipped a new hybrid solar-based power system to field locations, then, with easing of COVID-19 related travel restrictions, successfully activated the system at Dikwa, Gwoza and Ngala in late 2020, with other sites to follow in early 2021.

ETS leads the inter-agency ICT response in northeast Nigeria through coordination, technical advice and information management services. ETS organized regular meetings of the **emergency telecommunications working group** and participated actively in the Inter-Sector Working Group, joint humanitarian planning and global emergency telecommunications coordination meetings. To improve coordination of humanitarian response and support the safety and security of humanitarian actors, ETS provided security telecommunications services in Damaturu, Maiduguri, and Yola metropolitan areas, and Internet and security telecommunications in the eight humanitarian hubs at Bama, Banki, Damasak, Dikwa, Gwoza, Maiduguri, Monguno and Ngala in Borno State.

In October, the annual ETS satisfaction survey received responses from 788 humanitarian actors in northeast Nigeria. The survey reported a **user satisfaction** rate of 96 percent across ETS Internet connectivity and security telecommunications services. User feedback also helped ETS identify action areas to maintain and improve service quality.

## UNHAS

Due to heightened insecurity throughout most of the northeast, many humanitarian workers were unable use road travel to reach people in need. For those areas, UNHAS provided the only option for **transport of humanitarian workers and life-saving relief items**, consistent with the Humanitarian Country Team access strategy for northeast Nigeria. In 2020, UNHAS transported 48,395 passengers and 183 mt of humanitarian cargo for 110 organizations. UNHAS worked within the humanitarian coordination structure led by the Humanitarian Coordinator and Deputy Humanitarian Coordinator, including the Operational Humanitarian Country Team, Access Working Group, and Civil-Military Forum.

When commercial services were suspended during the COVID-19 pandemic, UNHAS became the sole air service provider offering the humanitarian community, donors and members of the diplomatic community with **continuing access to affected populations**. UNHAS maintained close contact with the Nigerian military and enabled access to locations otherwise reached via road only with armed escorts, including LGA headquarters at Bama, Baga, Damasak, Damboa, Dikwa, Gwoza, Monguno, Ngala and Rann that were difficult to access via surface transport due to security risk. UNHAS reduced travel time and associated security risks in the northeast that would otherwise hinder humanitarian actors moving personnel and cargo by road while enabling humanitarian organizations to overcome logistical constraints and increase the scale of their response.

WFP Gender and Age Marker	
CSP Activity	GAM Monitoring Code
Provide humanitarian air services to all partners until appropriate alternatives are available	1
Provide common logistic services to government, UN and NGO partners, to facilitate effective field operations.	1
Provide common emergency telecommunications services to government, United Nations and NGO partners to facilitate effective field operations and provide for staff security	1

# Cross-cutting Results

## Progress towards gender equality: Improved gender equality and women's empowerment among WFP-assisted population

Progress has been made on **women's rights** in Nigeria, with 75 percent of legal frameworks supporting gender equality currently in place. However, child and early marriage remains over 40 percent. Only 5.6 percent of parliament seats were held by women as of February 2019. More than 10 percent of women aged 15-49 years report recent exposure to physical or sexual violence by a current or former intimate partner.[1]

WFP considers gender equality and women's empowerment essential for achieving food and nutrition security. Throughout 2020, WFP **integrated gender concerns** into programming and addressed gender disparity. The COVID-19 pandemic posed a unique challenge and was correlated to increased gender-based violence. In collaboration with other United Nations agencies, WFP developed the UN Key Recommendations on Gender and the United Nations Response to the Upsurge in Sexual and Gender-based Violence in Nigeria.

WFP **treatment of moderate acute malnutrition** assisted boys and girls aged 6-59 months, determining nutritional status through anthropometric measurement. Prevention of acute malnutrition assisted boys and girls aged 6-23 months and pregnant and lactating women (PLW). WFP provided specialized nutritious foods to beneficiary households receiving in-kind or cash-based unconditional food assistance as part of the food basket and organized separate distribution for nutrition beneficiaries to ensure targeted PLW and children received the specialized foods they require. WFP maintained gender-sensitive arrangements for food distribution, including separate queues for men and women during unconditional resource transfers and breastfeeding corners for women.

Livelihoods activities implemented jointly by WFP, FAO and UN Women and focusing on female smallholder farmer households and vulnerable young men in 13 LGAs of Borno State marked their fourth year in 2020. The partnership continued to restore and **promote sustainable agriculture-based livelihoods** for improved food security, employment, and better nutrition by enhancing social protection through promotion of environmental and climate-friendly livelihood opportunities.

Although COVID-19 posed operational challenges, WFP employed diverse solutions to ensure gender-sensitivity in programming. WFP ensured staff and cooperating partners were familiar with WFP **gender and COVID-19 guidelines** and provided updates through regular meetings of protection/gender focal points. WFP also organized capacity strengthening activities on gender and gender-based violence for WFP and cooperating partner staff and promoted leading roles for women in project management committees to expand opportunities for women's leadership and participation in community development.

WFP conducted a **gender due-diligence assessment** to assess cooperating partner compliance with gender policies and shared a model gender capacity strengthening plan. The assessment asked WFP cooperating partners to develop their own gender action and capacity strengthening plans.

WFP also conducted nutrition specific **social behavior change communication sessions** in 73 communities of 9 LGAs. The number of sessions averaged 1,200 per month and reached 39,418 women, 8,717 men, 9,608 boys and 421 girls with group-specific messages on nutrition for pregnant and breastfeeding women, IYCF, handwashing, family planning, protection, GBV and its contributing factors, identification of people most at risk of GBV and measures to prevent and control the spread of COVID-19.

**Protection and accountability to affected populations: Affected populations are able to benefit from WFP programmes in a manner that ensures and promotes their safety, dignity and integrity. Affected populations are able to hold WFP and partners accountable for meeting their hunger needs in a manner that reflects their views and preferences**

WFP **prioritizes the safety and dignity** of people assisted through reporting mechanisms and follow-up to protection concerns. Many locations in Borno State where WFP provides food assistance are closed camps with restrictions on movement of internally displaced persons. These restrictions were amplified in 2020 by the Government's COVID-19 risk mitigation measures, requiring increased WFP monitoring of protection risks affecting populations accessing assistance. Closer monitoring was achieved through weekly reports submitted by cooperating partner protection officers and appropriate actions were taken where required.

WFP completed **protection and gender assessments** in Bade, Geidam, Nguru and Yunusari LGAs of Yobe State. The assessments attributed escalation of negative coping mechanisms due to increased gender-based violence, family separation, displacement and child labour to cope with increased food insecurity, escalation of armed conflict, stricter restrictions on movement, and economic impact from the COVID-19 pandemic. Just over four percent cited added risks to access food or sustain livelihoods, most walking dangerous routes to collect firewood for household use or to sell for food. Other negative coping mechanisms included early or child marriage; exchanging sex or other favours for money, food, or other assets; sending a family member to beg; or joining a local civilian joint task force, vigilante group or other armed group.

Food security outcome monitoring (FSOM) completed in October reported 9 out of 10 beneficiaries felt **safe and treated with respect** at WFP activity sites and experienced unhindered access to reach WFP distribution sites and return home, consistent with last year's Food security outcome monitoring. Among beneficiaries assisted, 95 percent of respondents felt respected by WFP, partners and project management committees and 90 percent indicated the conditions for delivery of assistance were dignified.

WFP and partners continued to **improve conditions at distribution centres** through expansion of shaded areas, improved access to water and latrines, and establishment of breastfeeding spaces. By adding more sites, WFP reduced the distance beneficiaries must travel to receive assistance. Less crowded sites also helped to decrease waiting time. These changes contributed to the affected population's perception of dignified treatment.

**Under one percent** of respondents reported distribution sites were not well-adapted to the needs of older people, people with disabilities and pregnant women. Women and girls reported greater barriers and challenges to access assistance than men and boys. Among beneficiaries that reported experiencing barriers to receive assistance, inadequate management of crowds and harassment were named as leading causes. The timing of the 2020 FSOM during COVID-19 scale up may have contributed to these barriers reported by beneficiaries.

WFP conducted **protection training** for WFP security officers, began development of a training module for security focal points, and shared a checklist to ensure partners managing distribution sites allocate adequate financial and human resources to control crowds and employ dedicated protection and accountability to affected populations (AAP) officers. Protection training also promoted adherence with food assistance *Sphere* standards for unconditional resource transfer using in-kind food and cash-based transfer modalities, and nutrition interventions to prevent acute malnutrition and treat moderate acute malnutrition.

WFP also strengthened collaboration with protection actors, developed a three-year country strategy on protection and AAP, and integrated a protection and AAP component during the final round of food security assessments that was completed in October. WFP has a dedicated three-person protection and AAP team in Nigeria to oversee implementation of the new strategy and provide guidance on how to communicate with communities and improve the complaint and feedback mechanism. WFP's existing complaint and feedback mechanism includes a **dedicated WFP hotline**, on-site help and feedback desks managed by partners and community outreach to submit feedback and complaints safely and confidentially.

WFP developed and provided partner guidance on establishing help and feedback desks that can be accessed safely and without barriers to women and men with and without disability. WFP and partners worked with communities to establish **project management committees** representative of the community to complement existing WFP engagement with community leaders. Partner guidance helped ensure project management committees are representative of all groups within the affected population that WFP serves (including women, young men and young women, persons with disability) and group representatives engage actively in implementation and consulted on decisions that impact their lives. Feedback from protection and gender assessments, community feedback mechanisms and community consultations were used to inform programme adjustments, for example, inclusion of

cooking fuel in the cash transfer value at two locations in Borno State.

**Beneficiary knowledge of entitlements and targeting** criteria declined 10 percent in 2020 compared to 2019, and beneficiary knowledge of activity duration dropped 15 percent. These declines can be attributed to the more limited presence of WFP and partners in operational areas due to COVID-19 risk mitigation measures, including travel restrictions, suspension of biometric registration, and two-months of rations provided in a single distribution cycle. Increased insecurity further narrowed humanitarian space as militarization increased. These parallel developments negatively impacted the affected population's perception of safety.

Before the COVID-19 pandemic, WFP and partners used **face-to-face communication** to ensure affected populations of all literacy levels had access to information. WFP teams in Bama, Dikwa, Monguno and Ngala conducted regular missions to sites and cooperating partners communicated directly with affected populations. However, opportunities for direct communication with beneficiaries were sharply reduced after May 2020 in line with COVID-19 risk mitigation practices.

Information dissemination through alternate channels such as posters, written materials and SMS text was limited in efficacy due to low literacy – just 50 percent of female beneficiaries can read or write. Radio and mobile network coverage is also limited in northeast Nigeria. Over 20 percent of women and men who participated in consultations expressed their preference for direct engagement with WFP and cooperating partner staff via on-site help and feedback desks. WFP is enhancing arrangements with service providers and strengthening guidelines and tools that support cooperating partners to **improve communication with affected populations** while also respecting COVID-19 risk mitigation measures.

## **Environment: Targeted communities benefit from WFP programmes in a manner that does not harm the environment**

Nigeria is heavily affected by **climate change**, including frequent flooding in the rainy season, soil degradation, drought, desertification and extreme weather. Deteriorating environmental conditions have contributed to decades of clashes between cattle herders (traditionally men) and local farmers (both women and men) as the effects of climate change gradually reduce the availability of natural resources. Intermittent enforcement of Nigeria's Grazing Reserves Law has aggravated clashes between farmers and herders struggling for control over farms, water, crops and grassland.

WFP livelihoods programming targets populations most vulnerable to climate-related shocks through **asset creation activities** tailored to meet the needs of smallholder farmers. Activities focus on resilience building through communal asset creation, including roads, health facilities and other community infrastructure, and individual asset creation to support crop production that contributes to long-term environmental and household benefits and empower individuals to self-navigate out of hunger.

In 2020, WFP asset creation and livelihood activities continued support for vulnerable and smallholder farmers in the BAY states seeking to rebuild their livelihoods. Despite restrictions on movement associated with the COVID-19 pandemic, WFP successfully implemented 17 asset creation activities contributing to improved soil fertility and water conservation, enhanced livelihoods and stronger food systems. These **resilience building activities** supported long-term environmental and household benefits through communal asset creation and natural resource management, including production and planting of tree seedlings and agricultural dam perimeter fencing to support crop production, improve soil fertility and conserve water for cattle herders.

In coordination with livelihoods activities under strategic outcome 2, WFP supported **afforestation** by establishing tree nurseries and planting 827,856 tree seedlings across the BAY states in 2020. Trees contributing to household income were prioritized. These activities supported the initiative of northeast state governors to encourage afforestation as a mitigation measure against desertification risk in the region.

WFP applies the bottom-up **community-based participatory planning approach**, engaging locally with communities, stakeholders and government authorities to screen proposed livelihoods activities for viability, social and environmental risk. Appropriate work norms are among the issues discussed in this context. Geological surveys are also used as a screening tool, especially for planning of boreholes or other water-related assets. For 2021, WFP will continue working with communities to promote culturally appropriate implementation and champion activities with environmentally sensitive outcomes.

# Data Notes

## 2020 Overview

For the 2020 reporting period, disability data has been collected using a variety of approaches, according to the existing needs, capacity, and experience of various WFP activities and operational contexts. Moving forward, as part of the 2020 Disability Inclusion Road Map, WFP will be building on this experience to mainstream and standardise disability data collection methodologies, aligning with international standards and best practices.

The country office did not plan to distribute rice, dried fruits and lipid-based nutrient supplements in 2020. Missing SDG indicator values are not available from reliable sources at country level.

## Strategic outcome 01

End CSP Targets are missing from outcome indicators in this category because approved needs-based plan for SO1 ends at the penultimate year of the CSP.

Emergency food assistance reached 736,000 people affected by COVID-19, this include 583,000 people in the northeast, and 153,000 people in urban hotspots of Abuja, Kano and Lagos.

## Strategic outcome 03

This activity was only extended through the first three months of 2021. Output indicators were tracked, but outcome surveys could not be conducted as the end of the activity coincided with the onset of COVID-19 pandemic. Data collection for the latest outcome values (2019) was conducted 3 months prior to the end of the project, and are therefore indicative of endline values. No children were directly assisted (no food distributed either), and the activity is currently planned to elapse before the final year of the CSP.

## Strategic outcome 04

The country office did not track the 2020 follow up value for the Emergency Preparedness Capacity Index (EPCI) as the methodology requires consensus building in a workshop setting with representatives of the host Government's line ministries, departments and agencies. Face to face workshops were suspended in 2020 as part of COVID-19 non-pharmaceutical infection control measures.

## Progress towards gender equality

End-CSP targets are missing for activities that elapse before the last year of the CSP. 2020 Follow up values for Act 04 are missing for indicators tracked through surveys - the activity was only resourced and implemented in the first quarter of the year, and face-to-face data collection was impossible due to COVID-19 restrictions. 2019 last follow-up values are indicative for Act 04.


## Protection and accountability to affected populations

End-CSP targets are missing for activities that elapse before the last year of the CSP. 2020 Follow up values for Act 04 are missing for indicators tracked through surveys - the activity was only resourced and implemented in the first quarter of the year, and face-to-face data collection was impossible due to COVID-19 restrictions. 2019 last follow-up values are indicative for Act 04.

[1] The Sphere Handbook: Humanitarian Charter and Minimum Standards in Humanitarian Response. Standard 6: Food assistance. <https://spherestandards.org/wp-content/uploads/Sphere-Handbook-2018-EN.pdf>.

# Figures and Indicators

## WFP contribution to SDGs

 <b>SDG 2: End hunger, achieve food security and improved nutrition and promote sustainable agriculture</b>											
WFP Strategic Goal 1: Support countries to achieve zero hunger						WFP Contribution (by WFP, or by governments or partners with WFP Support)					
SDG Indicator	National Results					SDG-related indicator	Direct				Indirect
	Unit	Female	Male	Overall	Year		Unit	Female	Male	Overall	
Prevalence of moderate or severe food insecurity in the population, based on the Food Insecurity Experience Scale (FIES)	%			26.4	2015	Number of people reached (by WFP, or by governments or partners with WFP support) to improve their food security	Number	744,210	561,422	1,305,632	
						Number of people reached (by WFP, or by governments or partners with WFP support) in the context of emergency and protracted crisis response	Number	744,210	561,422	1,305,632	
Prevalence of undernourishment	%			12.6	2019	Number of people reached (by WFP, or by governments or partners with WFP support) to improve their food security	Number	744,210	561,422	1,305,632	
						Number of people reached (by WFP, or by governments or partners with WFP support) in the context of emergency and protracted crisis response	Number	744,210	561,422	1,305,632	201,594
Prevalence of stunting among children under 5 years of age	%			36.8	2018	Number of people reached (by WFP, or by governments or partners with WFP support) with stunting prevention programmes	Number	209,079	185,678	394,757	
Average income of small-scale food producers, by sex and indigenous status	US\$			921.54	2016	Number of small-scale food producers reached (by WFP, or by governments or partners with WFP support) with interventions that contribute to improved incomes	Number	13,469	10,160	23,629	

Proportion of agricultural area under productive and sustainable agriculture	%			56.6	2016	Number of people reached (by WFP, or by governments or partners with WFP support) with interventions that aim to ensure productive and sustainable food systems	Number	30,854	27,361	58,215
						Number of hectares of land rehabilitated (by WFP, or by governments or partners with WFP support)	Ha			3,074



## SDG 17: Strengthen the means of implementation and revitalize the global partnership for sustainable development

WFP Strategic Goal 2: Partner to support implementation of the SDGs				WFP Contribution (by WFP, or by governments or partners with WFP Support)			
SDG Indicator	National Results			SDG-related indicator	Direct		Indirect
	Unit	Overall	Year		Unit	Overall	
Number of countries with mechanisms in place to enhance policy coherence of sustainable development	Number	1	2020	Number of mechanisms (by type) developed (by WFP, or by governments or partners with WFP support) to enhance policy coherence (linked to zero hunger)	Number	1	
Number of countries reporting progress in multi-stakeholder development effectiveness monitoring frameworks that support the achievement of the sustainable development goals	Number			Number of partners participating in multi-stakeholder partnerships (including common services and coordination platforms where WFP plays a leading or coordinating role)	Number	115	
Dollar value of financial and technical assistance (including through North-South, South-South and triangular cooperation) committed to developing countries	US\$			Dollar value (within WFP portfolio) of technical assistance and country capacity strengthening interventions (including facilitation of South-South and triangular cooperation)	US\$	2,438,000	

## Beneficiaries by Sex and Age Group

Beneficiary Category	Gender	Planned	Actual	% Actual vs. Planned
Total Beneficiaries	male	557,156	818,102	147%
	female	995,019	1,070,777	108%
	total	1,552,175	1,888,879	122%
By Age Group				
0-23 months	male	153,574	150,295	98%
	female	161,872	172,155	106%
	total	315,446	322,450	102%
24-59 months	male	80,772	101,304	125%
	female	81,921	112,792	138%
	total	162,693	214,096	132%



Beneficiary Category	Gender	Planned	Actual	% Actual vs. Planned
5-11 years	male	84,065	139,631	166%
	female	79,582	149,631	188%
	total	163,647	289,262	177%
12-17 years	male	65,010	137,456	211%
	female	54,923	155,058	282%
	total	119,933	292,514	244%
18-59 years	male	147,955	229,196	155%
	female	596,545	411,057	69%
	total	744,500	640,253	86%
60+ years	male	25,780	60,220	234%
	female	20,176	70,084	347%
	total	45,956	130,304	284%

## Beneficiaries by Residence Status

Residence Status	Planned	Actual	% Actual vs. Planned
Resident	62,087	803,920	1295%
Refugee	0	1,810	-
Returnee	651,914	124,425	19%
IDP	838,174	958,725	114%

## Beneficiaries by Programme Area

Programme Area	Planned	Actual	% Actual vs. Planned
Asset Creation and Livelihood	200,000	181,742	90%
Nutrition Prevention	421,898	499,675	118%
Nutrition Treatment	9,407	16,889	179%
Unconditional Resources Transfer	920,870	1,649,959	179%

## Annual Food Transfer

Commodities	Planned Distribution (mt)	Actual Distribution (mt)	% Actual vs. Planned
Everyone has access to food			
Strategic Outcome: Strategic Outcome 01			
Maize	0	379	-
Rice	0	32	-
Sorghum/Millet	51,039	47,329	93%
Dried Fruits	0	49	-
Corn Soya Blend	28,526	15,169	53%
LNS	0	94	-

Commodities	Planned Distribution (mt)	Actual Distribution (mt)	% Actual vs. Planned
Ready To Use Supplementary Food	251	232	93%
Iodised Salt	729	657	90%
Vegetable Oil	6,180	3,262	53%
Beans	14,583	13,656	94%
No one suffers from malnutrition			
Strategic Outcome: Strategic Outcome 03			
Corn Soya Blend	900	0	0%
Smallholders have improved food security and nutrition			
Strategic Outcome: Strategic Outcome 02			
Sorghum/Millet	4,035	1,842	46%
Corn Soya Blend	576	352	61%
Iodised Salt	58	29	50%
Vegetable Oil	404	206	51%
Beans	1,153	587	51%

## Annual Cash Based Transfer and Commodity Voucher

Modality	Planned Distribution (CBT)	Actual Distribution (CBT)	% Actual vs. Planned
Everyone has access to food			
Cash	29,120,139	6,491,489	22%
Value Voucher	35,045,431	51,172,082	146%
Smallholders have improved food security and nutrition			
Cash	7,288,663	2,967,784	41%
Value Voucher	6,727,997	5,583,777	83%
No one suffers from malnutrition			
Cash	6,624,000	882,932	13%

## Strategic Outcome and Output Results

Strategic Outcome 01 : IDPs, returnees, refugees and local communities affected by crisis in Nigeria are able to meet their basic food and nutrition needs during and in the aftermath of shocks					- Crisis Response	
Output Results						
Activity 01: Provide unconditional food assistance and income-generating activities to food-insecure IDPs, returnees, refugees and host communities affected by crises						
Output Category A: Resources transferred						
Output Category B: Nutritious foods provided						
Output Category C: Capacity development and technical support provided						
Output Category D: Assets created						
Output Category E*: Social and behaviour change communication (SBCC) delivered						
Output	Output Indicator	Beneficiary Group	Sub Activity	Unit of measure	Planned	Actual
A:	A.1: Beneficiaries receiving cash-based transfers	All	General Distribution	Female Male <b>Total</b>	269,063 181,629 450,692	426,414 331,920 758,334
A:	A.1: Beneficiaries receiving food transfers	All	General Distribution	Female Male <b>Total</b>	280,697 189,481 470,178	503,693 392,072 895,765
A:	A.2: Food transfers			MT	78,746	68,279
A:	A.3: Cash-based transfers			US\$	64,165,570	57,663,571
	<b>A.7*: Number of retailers participating in cash-based transfer programmes</b>					
A: Food-insecure IDPs, returnees, refugees and local communities affected by crises receive food assistance that meets their basic food and nutrition needs	A.7.1: Number of retailers participating in cash-based transfer programmes		General Distribution	retailer	117	117
	<b>A.5*: Quantity of non-food items distributed</b>					
A: Food-insecure crisis-affected people receiving food assistance, especially women and adolescents, benefit from skills training and income-generation support that promote their self-reliance and access to markets	A.5.24: Value of non-food items distributed		General Distribution	US\$	6,500	6,500
	<b>B.1*: Quantity of fortified food provided</b>					
B: Food-insecure IDPs, returnees, refugees and local communities affected by crises receive food assistance that meets their basic food and nutrition needs	B.1.1: Quantity of fortified food provided		General Distribution	Mt	5,833	3,496
	<b>B.2*: Quantity of specialized nutritious foods provided</b>					
B: Food-insecure IDPs, returnees, refugees and local communities affected by crises receive food assistance that meets their basic food and nutrition needs	B.2.1: Quantity of specialized nutritious foods provided		General Distribution	Mt	7,291	3,338

	<b>C.4*: Number of people engaged in capacity strengthening initiatives facilitated by WFP to enhance national food security and nutrition stakeholder capacities (new)</b>					
C: Food-insecure crisis-affected people receiving food assistance, especially women and adolescents, benefit from skills training and income-generation support that promote their self-reliance and access to markets	C.4*.1: Number of government/national partner staff receiving technical assistance and training		General Distribution	individual	77	77
	<b>C.5*: Number of capacity strengthening initiatives facilitated by WFP to enhance national food security and nutrition stakeholder capacities (new)</b>					
C: Food-insecure crisis-affected people receiving food assistance, especially women and adolescents, benefit from skills training and income-generation support that promote their self-reliance and access to markets	C.5*.1: Number of technical assistance activities provided		General Distribution	unit	6	6
C: Food-insecure crisis-affected people receiving food assistance, especially women and adolescents, benefit from skills training and income-generation support that promote their self-reliance and access to markets	C.5*.2: Number of training sessions/workshop organized		General Distribution	training session	79	79
	<b>D.2*: Number of people provided with direct access to energy products or services</b>					
D: Food-insecure crisis-affected people receiving food assistance, especially women and adolescents, benefit from skills training and income-generation support that promote their self-reliance and access to markets	D.2*.9: Number of people provided with direct access to clean and efficient household appliances (female)		General Distribution	Number	7,316	7,316
	<b>E*.4*: Number of people reached through interpersonal SBCC approaches</b>					
E*: Food-insecure IDPs, returnees, refugees and local communities affected by crises receive food assistance that meets their basic food and nutrition needs	E*.4.1: Number of people reached through interpersonal SBCC approaches (male)		General Distribution	Number	21,719	21,719
E*: Food-insecure IDPs, returnees, refugees and local communities affected by crises receive food assistance that meets their basic food and nutrition needs	E*.4.2: Number of people reached through interpersonal SBCC approaches (female)		General Distribution	Number	42,585	42,585
Activity 02: Provide nutrition prevention and treatment packages to children 6-59 months, PLWG, other nutritionally vulnerable populations and persons with caring responsibilities						
Output Category A: Resources transferred						
Output Category B: Nutritious foods provided						
Output Category C: Capacity development and technical support provided						
Output Category E*: Social and behaviour change communication (SBCC) delivered						
<b>Output</b>	<b>Output Indicator</b>	<b>Beneficiary Group</b>	<b>Sub Activity</b>	<b>Unit of measure</b>	<b>Planned</b>	<b>Actual</b>

A:	A.1: Beneficiaries receiving food transfers	Children	Prevention of acute malnutrition	Female Male <b>Total</b>	89,043 89,043 178,086	209,079 185,678 394,757
A:	A.1: Beneficiaries receiving food transfers	Children	Treatment of moderate acute malnutrition	Female Male <b>Total</b>	4,854 4,553 9,407	9,239 7,650 16,889
A:	A.1: Beneficiaries receiving food transfers	Pregnant and lactating women	Prevention of acute malnutrition	Female <b>Total</b>	178,812 178,812	83,531 83,531
A:	A.2: Food transfers			MT	22,561	12,580
	<b>A.6*: Number of institutional sites assisted</b>					
A: Children aged 6–59 months, pregnant and lactating women and girls (PLWG) and other nutritionally vulnerable populations affected by crises receive specialized nutritious food and accompanying behavioral change communications that prevent and treat malnutrition	A.6.10: Number of health centres/sites assisted		Treatment of moderate acute malnutrition	health center	11	11
	<b>B.1*: Quantity of fortified food provided</b>					
B: Children aged 6–59 months, pregnant and lactating women and girls (PLWG) and other nutritionally vulnerable populations affected by crises receive specialized nutritious food and accompanying behavioral change communications that prevent and treat malnutrition	B.1.1: Quantity of fortified food provided		Prevention of acute malnutrition	Mt	1,075	420
	<b>B.2*: Quantity of specialized nutritious foods provided</b>					
B: Children aged 6–59 months, pregnant and lactating women and girls (PLWG) and other nutritionally vulnerable populations affected by crises receive specialized nutritious food and accompanying behavioral change communications that prevent and treat malnutrition	B.2.1: Quantity of specialized nutritious foods provided		Prevention of acute malnutrition	Mt	21,234	11,974
B: Children aged 6–59 months, pregnant and lactating women and girls (PLWG) and other nutritionally vulnerable populations affected by crises receive specialized nutritious food and accompanying behavioral change communications that prevent and treat malnutrition	B.2.1: Quantity of specialized nutritious foods provided		Treatment of moderate acute malnutrition	Mt	251	127
	<b>C.4*: Number of people engaged in capacity strengthening initiatives facilitated by WFP to enhance national food security and nutrition stakeholder capacities (new)</b>					

C: Children aged 6–59 months, pregnant and lactating women and girls (PLWG) and other nutritionally vulnerable populations affected by crises receive specialized nutritious food and accompanying behavioral change communications that prevent and treat malnutrition	C.4*.1: Number of government/national partner staff receiving technical assistance and training		Prevention of acute malnutrition	individual	145	145
	<b>E*.4*: Number of people reached through interpersonal SBCC approaches</b>					
E*: Children aged 6–59 months, pregnant and lactating women and girls (PLWG) and other nutritionally vulnerable populations affected by crises receive specialized nutritious food and accompanying behavioral change communications that prevent and treat malnutrition	E*.4.1: Number of people reached through interpersonal SBCC approaches (male)		Prevention of acute malnutrition	Number	5,549	5,549
E*: Children aged 6–59 months, pregnant and lactating women and girls (PLWG) and other nutritionally vulnerable populations affected by crises receive specialized nutritious food and accompanying behavioral change communications that prevent and treat malnutrition	E*.4.2: Number of people reached through interpersonal SBCC approaches (female)		Prevention of acute malnutrition	Number	19,350	19,350

## Outcome Results

Activity 01: Provide unconditional food assistance and income- generating activities to food-insecure IDPs, returnees, refugees and host communities affected by crises

Indicator	Subactivity	Sex	Baseline	End-CSP Target	2020 Target	2020 Follow-up	2019 Follow-up	2018 Follow-up	Source
<b>URT_GD; Nigeria; Capacity Strengthening, Cash, Food, Value Voucher</b>									
Consumption-based Coping Strategy Index (Average)	General Distribution	Female	14.15		<10	12.3	11.87		WFP programme monitoring
		Male	10.15		<10	12.24	9.27		
		<b>Overall</b>	12.93		<10	12.26	9.96		
Food Consumption Score: <i>Percentage of households with Acceptable Food Consumption Score</i>	General Distribution	Female	43.9		>50	40.3	58.1		WFP programme monitoring
		Male	46.6		>50	46.5	61.4		
		<b>Overall</b>	45.7		>50	44.8	60.4		
Food Consumption Score: <i>Percentage of households with Borderline Food Consumption Score</i>	General Distribution	Female	29		<44	40.8	25.8		WFP programme monitoring
		Male	31.6		<44	44.9	27		
		<b>Overall</b>	30.8		<44	43.8	26.6		
Food Consumption Score: <i>Percentage of households with Poor Food Consumption Score</i>	General Distribution	Female	27.1		≤6	18.9	16.1		WFP programme monitoring
		Male	21.8		≤6	8.7	11.6		
		<b>Overall</b>	23.4		≤6	11.4	13		
Food Expenditure Share	General Distribution	Female	67.21		≤60	63.96	45.35		WFP programme monitoring
		Male	63.03		≤60	65.88	46.08		
		<b>Overall</b>	64.28		≤60	65.28	45.86		
Livelihood-based Coping Strategy Index (Percentage of households using coping strategies): <i>Percentage of households not using livelihood based coping strategies</i>	General Distribution	<b>Overall</b>	40.8		≥50	37.6	58.9		WFP programme monitoring

Livelihood-based Coping Strategy Index (Percentage of households using coping strategies): <i>Percentage of households using crisis coping strategies</i>	General Distribution	<b>Overall</b>	18.8	<15	11.6	5.6	WFP programme monitoring
Livelihood-based Coping Strategy Index (Percentage of households using coping strategies): <i>Percentage of households using emergency coping strategies</i>	General Distribution	<b>Overall</b>	22	<20	16.9	10	WFP programme monitoring
Livelihood-based Coping Strategy Index (Percentage of households using coping strategies): <i>Percentage of households using stress coping strategies</i>	General Distribution	<b>Overall</b>	18.4	<15	33.6	25.6	WFP programme monitoring

Activity 02: Provide nutrition prevention and treatment packages to children 6-59 months, PLWG, other nutritionally vulnerable populations and persons with caring responsibilities

Indicator	Subactivity	Sex	Baseline	End-CSP Target	2020 Target	2020 Follow-up	2019 Follow-up	2018 Follow-up	Source
<b>NPA_MAM; YOBE; Capacity Strengthening, Food</b>									
MAM Treatment Default rate	Treatment of moderate acute malnutrition	Female	0	<15	0.25	1.94			WFP programme monitoring
		Male	0	<15	0.37	2.2			
		<b>Overall</b>	0	<15	0.31	2.06			
MAM Treatment Mortality rate	Treatment of moderate acute malnutrition	Female	0	<3	0.02	0.03			WFP programme monitoring
		Male	0	<3	0.06	0.04			
		<b>Overall</b>	0	<3	0.04	0.04			
MAM Treatment Non-response rate	Treatment of moderate acute malnutrition	Female	0	<15	0.19	0.2			WFP programme monitoring
		Male	0	<15	0.37	0.37			
		<b>Overall</b>	0	<15	0.28	0.28			
MAM Treatment Recovery rate	Treatment of moderate acute malnutrition	Female	0	>75	99.53	98.82			WFP programme monitoring
		Male	0	>75	99.21	97.39			
		<b>Overall</b>	0	>75	99.37	97.62			
<b>NPA_PREV; Nigeria; Capacity Strengthening, Food</b>									
Minimum Dietary Diversity – Women	Prevention of acute malnutrition	<b>Overall</b>	54	>55	35	51			WFP programme monitoring
Proportion of eligible population that participates in programme (coverage)	Prevention of acute malnutrition	Female	19	>70	77	26.78			Secondary data
		Male	19	>70	58	28.1			
		<b>Overall</b>	19	>70	68	27.44			
Proportion of target population that participates in an adequate number of distributions (adherence)	Prevention of acute malnutrition	Female	83	>66	83	81			WFP programme monitoring
		Male	73	>66	81	86			
		<b>Overall</b>	81	>66	82	83			

**Strategic Outcome 02 : Vulnerable populations in targeted areas become more resilient to shocks and are able to meet their basic food needs throughout the year** - Resilience Building

**Output Results**

Activity 03: Provide conditional transfers to food-insecure persons, including women, young people and smallholders

Output Category A: Resources transferred

Output Category C: Capacity development and technical support provided

Output Category D: Assets created

Output Category E\*: Social and behaviour change communication (SBCC) delivered

Output Category F: Purchases from smallholders completed

Output	Output Indicator	Beneficiary Group	Sub Activity	Unit of measure	Planned	Actual
A:	A.1: Beneficiaries receiving cash-based transfers	All	Food assistance for asset	Female Male <b>Total</b>	86,624 58,476 145,100	77,935 47,378 125,313
A:	A.1: Beneficiaries receiving food transfers	All	Food assistance for asset	Female Male <b>Total</b>	32,775 22,125 54,900	35,095 21,334 56,429
A:	A.2: Food transfers			MT	6,226	3,017
A:	A.3: Cash-based transfers			US\$	14,016,660	8,551,561
	<b>A.5*: Quantity of non-food items distributed</b>					
A: Food-insecure people, including smallholders, benefit from preserved and created assets that improve their livelihoods and food security and promote their resilience to climate disruptions and other shocks	A.5.15: Quantity of equipment (computers, furniture) distributed		Food assistance for asset	non-food item	705	705
A: Food-insecure people, including smallholders, benefit from preserved and created assets that improve their livelihoods and food security and promote their resilience to climate disruptions and other shocks	A.5.30: Number of agro-processing units provided to established food-processing cooperatives		Food assistance for asset	non-food item	65	65
A: Food-insecure people, including smallholders, benefit from preserved and created assets that improve their livelihoods and food security and promote their resilience to climate disruptions and other shocks	A.5.35: Quantity of livestock distributed		Food assistance for asset	Number	21,500	21,439
	<b>C.4*: Number of people engaged in capacity strengthening initiatives facilitated by WFP to enhance national food security and nutrition stakeholder capacities (new)</b>					
C: Crisis-affected, food insecure smallholder farmers benefit from improved post-harvest handling practices and increased access to markets that support their early recovery and resilience	C.4*.1: Number of government/national partner staff receiving technical assistance and training		Food assistance for asset	individual	238	238



	<b>C.5*: Number of capacity strengthening initiatives facilitated by WFP to enhance national food security and nutrition stakeholder capacities (new)</b>					
C: Crisis-affected, food insecure smallholder farmers benefit from improved post-harvest handling practices and increased access to markets that support their early recovery and resilience	C.5*.2: Number of training sessions/workshop organized		Food assistance for asset	training session	374	374
	<b>C.4*: Number of people engaged in capacity strengthening initiatives facilitated by WFP to enhance national food security and nutrition stakeholder capacities (new)</b>					
C: Food-insecure people, including smallholders, benefit from preserved and created assets that improve their livelihoods and food security and promote their resilience to climate disruptions and other shocks	C.4*.1: Number of government/national partner staff receiving technical assistance and training		Food assistance for asset	individual	1,434	1,434
	<b>C.5*: Number of capacity strengthening initiatives facilitated by WFP to enhance national food security and nutrition stakeholder capacities (new)</b>					
C: Food-insecure people, including smallholders, benefit from preserved and created assets that improve their livelihoods and food security and promote their resilience to climate disruptions and other shocks	C.5*.1: Number of technical assistance activities provided		Food assistance for asset	unit	7	7
C: Food-insecure people, including smallholders, benefit from preserved and created assets that improve their livelihoods and food security and promote their resilience to climate disruptions and other shocks	C.5*.2: Number of training sessions/workshop organized		Food assistance for asset	training session	90	90
	<b>D.1*: Number of assets built, restored or maintained by targeted households and communities, by type and unit of measure</b>					
D: Food-insecure people, including smallholders, benefit from preserved and created assets that improve their livelihoods and food security and promote their resilience to climate disruptions and other shocks	D.1.109: Volume (m3) of debris/mud from flooded/disaster stricken settlements removed (roads, channels, schools, etc.)		Food assistance for asset	m3	2,621	2,621

D: Food-insecure people, including smallholders, benefit from preserved and created assets that improve their livelihoods and food security and promote their resilience to climate disruptions and other shocks	D.1.114: Volume (m3) of soil excavated from newly constructed waterways and drainage lines (not including irrigation canals)		Food assistance for asset	m3	100	100
D: Food-insecure people, including smallholders, benefit from preserved and created assets that improve their livelihoods and food security and promote their resilience to climate disruptions and other shocks	D.1.121: Meters (m) of concrete/masonry dam/dike/water reservoir rehabilitated		Food assistance for asset	meter	692	692
D: Food-insecure people, including smallholders, benefit from preserved and created assets that improve their livelihoods and food security and promote their resilience to climate disruptions and other shocks	D.1.122: Number of boreholes for agriculture or livestock created		Food assistance for asset	Number	3	3
D: Food-insecure people, including smallholders, benefit from preserved and created assets that improve their livelihoods and food security and promote their resilience to climate disruptions and other shocks	D.1.149: Number of 50kg sacks harvested		Food assistance for asset	Number	163.5	163.5
D: Food-insecure people, including smallholders, benefit from preserved and created assets that improve their livelihoods and food security and promote their resilience to climate disruptions and other shocks	D.1.154: Number of non-food items distributed (tools, milling machines, pumps, etc.)		Food assistance for asset	Number	5,400	5,329
D: Food-insecure people, including smallholders, benefit from preserved and created assets that improve their livelihoods and food security and promote their resilience to climate disruptions and other shocks	D.1.156: Volume (m3) of earth dams and flood protection dikes constructed		Food assistance for asset	m3	2,050	2,050
D: Food-insecure people, including smallholders, benefit from preserved and created assets that improve their livelihoods and food security and promote their resilience to climate disruptions and other shocks	D.1.22: Hectares (ha) of gardens created		Food assistance for asset	Ha	16.52	16.52
D: Food-insecure people, including smallholders, benefit from preserved and created assets that improve their livelihoods and food security and promote their resilience to climate disruptions and other shocks	D.1.38: Kilometres (km) of feeder roads rehabilitated		Food assistance for asset	Km	2.2	2.2
D: Food-insecure people, including smallholders, benefit from preserved and created assets that improve their livelihoods and food security and promote their resilience to climate disruptions and other shocks	D.1.50: Number of social infrastructures and Income Generating infrastructures constructed (School Building, Facility Center, Community Building, Market Stalls, etc.)		Food assistance for asset	Number	140	140

D: Food-insecure people, including smallholders, benefit from preserved and created assets that improve their livelihoods and food security and promote their resilience to climate disruptions and other shocks	D.1.52: Number of social infrastructures and Income Generating infrastructures rehabilitated (School Building, Facility Center, Community Building, Market Stalls, etc.)		Food assistance for asset	Number	1	1
D: Food-insecure people, including smallholders, benefit from preserved and created assets that improve their livelihoods and food security and promote their resilience to climate disruptions and other shocks	D.1.56: Number of community post-harvest structures built		Food assistance for asset	Number	4,105	4,105
D: Food-insecure people, including smallholders, benefit from preserved and created assets that improve their livelihoods and food security and promote their resilience to climate disruptions and other shocks	D.1.73: Number of fuel efficient stoves distributed		Food assistance for asset	Number	2,332	2,332
D: Food-insecure people, including smallholders, benefit from preserved and created assets that improve their livelihoods and food security and promote their resilience to climate disruptions and other shocks	D.1.77: Number of latrines constructed		Food assistance for asset	Number	113	113
D: Food-insecure people, including smallholders, benefit from preserved and created assets that improve their livelihoods and food security and promote their resilience to climate disruptions and other shocks	D.1.8: Hectares (ha) of land under crops		Food assistance for asset	Ha	3,058.3	3,058.3
D: Food-insecure people, including smallholders, benefit from preserved and created assets that improve their livelihoods and food security and promote their resilience to climate disruptions and other shocks	D.1.98: Number of tree seedlings produced/provided		Food assistance for asset	Number	765,460	765,460
	<b>D.2*: Number of people provided with direct access to energy products or services</b>					
D: Food-insecure people, including smallholders, benefit from preserved and created assets that improve their livelihoods and food security and promote their resilience to climate disruptions and other shocks	D.2*.10: Total number of people provided with direct access to energy products or services (Cooking)		Food assistance for asset	Number	206	206
	<b>E*.4*: Number of people reached through interpersonal SBCC approaches</b>					
E*: Food-insecure people, including smallholders, benefit from preserved and created assets that improve their livelihoods and food security and promote their resilience to climate disruptions and other shocks	E*.4.1: Number of people reached through interpersonal SBCC approaches (male)		Food assistance for asset	Number	4,118	4,118

E*: Food-insecure people, including smallholders, benefit from preserved and created assets that improve their livelihoods and food security and promote their resilience to climate disruptions and other shocks	E*.4.2: Number of people reached through interpersonal SBCC approaches (female)		Food assistance for asset	Number	10,055	10,055
	<b>F.1*: Number of smallholder farmers supported/trained</b>					
F: Crisis-affected, food insecure smallholder farmers benefit from improved post-harvest handling practices and increased access to markets that support their early recovery and resilience	F.1.26: Number of farmers receiving hermetic storage equipment		Food assistance for asset	individual	11,629	11,629

## Outcome Results

Activity 03: Provide conditional transfers to food-insecure persons, including women, young people and smallholders

Indicator	Subactivity	Sex	Baseline	End-CSP Target	2020 Target	2020 Follow-up	2019 Follow-up	2018 Follow-up	Source
<b>ACL_FFA; Nigeria; Capacity Strengthening, Cash, Food, Value Voucher</b>									
Consumption-based Coping Strategy Index (Average)	Food assistance for asset	Female	10.9	≤8	≤8	10.09	9.98		WFP programme monitoring
		Male	8.4	≤8	≤8	12.54	8.79		
		<b>Overall</b>	10.8	≤8	≤8	12	8.95		
Food Consumption Score: <i>Percentage of households with Acceptable Food Consumption Score</i>	Food assistance for asset	Female	68.7	>68.7	>68.7	50.7	59.3		WFP programme monitoring
		Male	68.6	>68.6	>68.6	43.7	57.1		
		<b>Overall</b>	68.2	>68.2	>68.2	45.2	57.7		
Food Consumption Score: <i>Percentage of households with Borderline Food Consumption Score</i>	Food assistance for asset	Female	22.4	<22.4	<22.4	34	32.4		WFP programme monitoring
		Male	24.2	<24.2	<24.2	48.6	31.9		
		<b>Overall</b>	23.7	<23.7	<23.7	45.6	32		
Food Consumption Score: <i>Percentage of households with Poor Food Consumption Score</i>	Food assistance for asset	Female	9	<9	<9	15.3	8.3		WFP programme monitoring
		Male	7.2	<7.2	<7.2	7.7	10.9		
		<b>Overall</b>	8.1	<8.1	<8.1	9.2	10.3		
Food expenditure share	Food assistance for asset	Female	51.2	<50	<50	68.95	57.02		WFP programme monitoring
		Male	52.95	<50	<50	69.33	54.36		
		<b>Overall</b>	51.96	<50	<50	69.09	55.02		
Livelihood-based Coping Strategy Index (Percentage of households using coping strategies): <i>Percentage of households not using livelihood based coping strategies</i>	Food assistance for asset	<b>Overall</b>	45.5	>55	>55	40	56.1		WFP programme monitoring
Livelihood-based Coping Strategy Index (Percentage of households using coping strategies): <i>Percentage of households using crisis coping strategies</i>	Food assistance for asset	<b>Overall</b>	12.9	<12	<12	12.1	9.2		WFP programme monitoring
Livelihood-based Coping Strategy Index (Percentage of households using coping strategies): <i>Percentage of households using emergency coping strategies</i>	Food assistance for asset	<b>Overall</b>	26	<17	<17	18.2	16.8		WFP programme monitoring
Livelihood-based Coping Strategy Index (Percentage of households using coping strategies): <i>Percentage of households using stress coping strategies</i>	Food assistance for asset	<b>Overall</b>	15.7	≤15	≤15	29.7	17.9		WFP programme monitoring

Proportion of the population in targeted communities reporting benefits from an enhanced asset base	Food assistance for asset	<b>Overall</b>	0	>80	>60	61	56		WFP programme monitoring
Proportion of the population in targeted communities reporting environmental benefits	Food assistance for asset	<b>Overall</b>	0	>50	>50	54			WFP programme monitoring

Output Results

Activity 04: Support improving the nutrition status of children, PLWG, adolescent girls and other nutritionally vulnerable groups (including people living with HIV) through an integrated malnutrition prevention package, including access to nutritious food and quality care, social behavioural change communication and capacity strengthening

Output Category A: Resources transferred

Output Category C: Capacity development and technical support provided

Output Category E\*: Social and behaviour change communication (SBCC) delivered

Output	Output Indicator	Beneficiary Group	Sub Activity	Unit of measure	Planned	Actual
A:	A.1: Beneficiaries receiving cash-based transfers	Pregnant and lactating women	Prevention of acute malnutrition	Female <b>Total</b>	40,000 40,000	21,387 21,387
A:	A.1: Beneficiaries receiving food transfers	Children	Prevention of acute malnutrition	Female Male <b>Total</b>	13,150 11,850 25,000	
A:	A.2: Food transfers			MT	900	0
A:	A.3: Cash-based transfers			US\$	6,624,000	882,932
	<b>A.6*: Number of institutional sites assisted</b>					
A: Children aged 6–59 months and PLWG benefit from access to nutritious foods that improve diets	A.6.10: Number of health centres/sites assisted		Prevention of acute malnutrition	health center	44	44
	<b>C.4*: Number of people engaged in capacity strengthening initiatives facilitated by WFP to enhance national food security and nutrition stakeholder capacities (new)</b>					
C: Children aged 6–59 months, PLWG, adolescent girls and other nutritionally vulnerable groups (including people living with HIV) benefit from evidence and results generated by integrated nutrition approaches that improve the nutrition services provided by the government, NGOs (international and local) and community-based organizations	C.4*.1: Number of government/national partner staff receiving technical assistance and training		Prevention of acute malnutrition	individual	792	792
	<b>C.5*: Number of capacity strengthening initiatives facilitated by WFP to enhance national food security and nutrition stakeholder capacities (new)</b>					
C: Children aged 6–59 months, PLWG, adolescent girls and other nutritionally vulnerable groups (including people living with HIV) benefit from evidence and results generated by integrated nutrition approaches that improve the nutrition services provided by the government, NGOs (international and local) and community-based organizations	C.5*.1: Number of technical assistance activities provided		Prevention of acute malnutrition	unit	48	48

C: Children aged 6–59 months, PLWG, adolescent girls and other nutritionally vulnerable groups (including people living with HIV) benefit from evidence and results generated by integrated nutrition approaches that improve the nutrition services provided by the government, NGOs (international and local) and community-based organizations	C.5*.2: Number of training sessions/workshop organized		Prevention of acute malnutrition	training session	9	9
	<b>E*.4*: Number of people reached through interpersonal SBCC approaches</b>					
E*: Children aged 6–59 months, PLWG and adolescent girls benefit from integrated, multi-sectoral nutrition prevention package that improves nutrition status	E*.4.1: Number of people reached through interpersonal SBCC approaches (male)		Prevention of acute malnutrition	Number	372	372
E*: Children aged 6–59 months, PLWG and adolescent girls benefit from integrated, multi-sectoral nutrition prevention package that improves nutrition status	E*.4.2: Number of people reached through interpersonal SBCC approaches (female)		Prevention of acute malnutrition	Number	5,604	5,604

## Outcome Results

Activity 04: Support improving the nutrition status of children, PLWG, adolescent girls and other nutritionally vulnerable groups (including people living with HIV) through an integrated malnutrition prevention package, including access to nutritious food and quality care, social behavioural change communication and capacity strengthening

Indicator	Subactivity	Sex	Baseline	End-CSP Target	2020 Target	2020 Follow-up	2019 Follow-up	2018 Follow-up	Source
<b>NPA_PREV_MSP; BORNO; Capacity Strengthening, Cash</b>									
Minimum Dietary Diversity – Women	Prevention of acute malnutrition	<b>Overall</b>	47.1		>55		58.7		WFP programme monitoring
Proportion of children 6–23 months of age who receive a minimum acceptable diet	Prevention of acute malnutrition	Female	23.2		>50		30.4		WFP programme monitoring
		Male	19.1		>50		24		
		<b>Overall</b>	21.2		>50		27.3		

**Output Results**

Activity 05: Support the technical capacity of federal, state and local actors in information management systems, vulnerability assessment and mapping, monitoring and evaluation, safety net management, food technology and fortification, supply chains, nutrition and emergency preparedness and response, integrating gender considerations.

Output Category C: Capacity development and technical support provided

Output Category M: National coordination mechanisms supported

Output	Output Indicator	Beneficiary Group	Sub Activity	Unit of measure	Planned	Actual
	<b>C.4*: Number of people engaged in capacity strengthening initiatives facilitated by WFP to enhance national food security and nutrition stakeholder capacities (new)</b>					
C: Food insecure people benefit from the strengthening of the emergency preparedness and response capacity of national, state and local actors, including with regard to vulnerability assessment mapping and early warning systems, and thus benefit from improvements in their ability to address the specific needs of various vulnerable groups effectively	C.4*.1: Number of government/national partner staff receiving technical assistance and training		Emergency preparedness activities	individual	2,120	2,120
	<b>C.5*: Number of capacity strengthening initiatives facilitated by WFP to enhance national food security and nutrition stakeholder capacities (new)</b>					
C: Food insecure people benefit from the strengthening of the emergency preparedness and response capacity of national, state and local actors, including with regard to vulnerability assessment mapping and early warning systems, and thus benefit from improvements in their ability to address the specific needs of various vulnerable groups effectively	C.5*.1: Number of technical assistance activities provided		Emergency preparedness activities	unit	3	3
C: Food insecure people benefit from the strengthening of the emergency preparedness and response capacity of national, state and local actors, including with regard to vulnerability assessment mapping and early warning systems, and thus benefit from improvements in their ability to address the specific needs of various vulnerable groups effectively	C.5*.2: Number of training sessions/workshop organized		Emergency preparedness activities	training session	4	4
	<b>C.4*: Number of people engaged in capacity strengthening initiatives facilitated by WFP to enhance national food security and nutrition stakeholder capacities (new)</b>					



C: Smallholders benefit from improved public and private institutions' capacity to support value chains, including enhanced food quality and standards, and local production of nutritious foods	C.4*.1: Number of government/national partner staff receiving technical assistance and training		Smallholder agricultural market support activities	individual	40	40
	<b>C.5*: Number of capacity strengthening initiatives facilitated by WFP to enhance national food security and nutrition stakeholder capacities (new)</b>					
C: Smallholders benefit from improved public and private institutions' capacity to support value chains, including enhanced food quality and standards, and local production of nutritious foods	C.5*.1: Number of technical assistance activities provided		Smallholder agricultural market support activities	unit	1	1
C: Smallholders benefit from improved public and private institutions' capacity to support value chains, including enhanced food quality and standards, and local production of nutritious foods	C.5*.2: Number of training sessions/workshop organized		Smallholder agricultural market support activities	training session	2	2
	<b>C.4*: Number of people engaged in capacity strengthening initiatives facilitated by WFP to enhance national food security and nutrition stakeholder capacities (new)</b>					
C: Vulnerable people benefit from the strengthened capacity of federal, state and local actors to manage safety nets and thus improve their food security, nutritional status and access to complementary services	C.4*.1: Number of government/national partner staff receiving technical assistance and training		Individual capacity strengthening activities	individual	80	80
	<b>C.6*: Number of tools or products developed or revised to enhance national food security and nutrition systems as a result of WFP capacity strengthening support (new)</b>					
C: Vulnerable people benefit from the strengthened capacity of federal, state and local actors to manage safety nets and thus improve their food security, nutritional status and access to complementary services	C.6*.1: Number of tools or products developed		Individual capacity strengthening activities	unit	4	4
	<b>C.7*: Number of national institutions benefitting from embedded or seconded expertise as a result of WFP capacity strengthening support (new)</b>					
C: Vulnerable people benefit from the strengthened capacity of federal, state and local actors to manage safety nets and thus improve their food security, nutritional status and access to complementary services	C.7*.1: Number of national institutions benefitting from embedded or seconded expertise as a result of WFP capacity strengthening support (new)		Individual capacity strengthening activities	Number	8	8

	<b>M.1*: Number of national coordination mechanisms supported</b>								
M: Vulnerable people benefit from the strengthened capacity of federal, state and local actors to manage safety nets and thus improve their food security, nutritional status and access to complementary services	M.1.1: Number of national coordination mechanisms supported			Individual capacity strengthening activities	unit		5		5

### Outcome Results

Activity 05: Support the technical capacity of federal, state and local actors in information management systems, vulnerability assessment and mapping, monitoring and evaluation, safety net management, food technology and fortification, supply chains, nutrition and emergency preparedness and response, integrating gender considerations.

Indicator	Subactivity	Sex	Baseline	End-CSP Target	2020 Target	2020 Follow-up	2019 Follow-up	2018 Follow-up	Source
<b>CSI_EPA; Nigeria; Capacity Strengthening</b>									
Emergency Preparedness Capacity Index	Emergency preparedness activities	<b>Overall</b>	2	≥3	≥2.5			2	Joint survey
<b>Government counterparts; Nigeria; Capacity Strengthening</b>									
Number of national food security and nutrition policies, programmes and system components enhanced as a result of WFP capacity strengthening (new)	Institutional capacity strengthening activities	<b>Overall</b>	0	≥25	≥25	23	14		Secondary data
<b>Partners; Nigeria; Capacity Strengthening</b>									
Partnerships Index (new)	Institutional capacity strengthening activities	<b>Overall</b>	0	≥18	≥17	16	14		Secondary data

<b>Strategic Outcome 05 : Government and partner efforts towards achieving Zero Hunger by 2030 are supported by effective and coherent policy frameworks</b>	<b>- Root Causes</b>
--	----------------------

**Output Results**

Activity 06: Support the Zero Hunger Forum and food and nutrition security coordination and advocacy in line with the recommendations of the zero hunger strategic review

Output Category C: Capacity development and technical support provided

Output	Output Indicator	Beneficiary Group	Sub Activity	Unit of measure	Planned	Actual
	<b>C.5*: Number of capacity strengthening initiatives facilitated by WFP to enhance national food security and nutrition stakeholder capacities (new)</b>					
C: Nigerians benefit from alignment of the policies, plans and programmes of the government and its partners with the recommendations of the national zero hunger review and thus from efficient, effective and equitable progress towards zero hunger	C.5*.1: Number of technical assistance activities provided		Institutional capacity strengthening activities	unit	4	4
C: Nigerians benefit from alignment of the policies, plans and programmes of the government and its partners with the recommendations of the national zero hunger review and thus from efficient, effective and equitable progress towards zero hunger	C.5*.2: Number of training sessions/workshop organized		Institutional capacity strengthening activities	training session	2	2

**Outcome Results**

Activity 06: Support the Zero Hunger Forum and food and nutrition security coordination and advocacy in line with the recommendations of the zero hunger strategic review

Indicator	Subactivity	Sex	Baseline	End-CSP Target	2020 Target	2020 Follow-up	2019 Follow-up	2018 Follow-up	Source
<b>Government counterparts; Nigeria; Capacity Strengthening</b>									
Number of national food security and nutrition policies, programmes and system components enhanced as a result of WFP capacity strengthening (new)	Institutional capacity strengthening activities	<b>Overall</b>	0	≥6	≥6	8	5		Secondary data

<b>Strategic Outcome 06 : Humanitarian community is enabled to reach and operate in areas of humanitarian crisis throughout the year</b>	<b>- Crisis Response</b>
--	--------------------------

<b>Output Results</b>
-----------------------

Activity 07: Provide common logistic services to government, United Nations and NGO partners to facilitate effective field operations

Output Category H: Shared services and platforms provided

Output	Output Indicator	Beneficiary Group	Sub Activity	Unit of measure	Planned	Actual
	<b>H.1*: Number of shared services provided, by type</b>					
H: Crisis-affected people benefit from efficient logistics services through which they receive timely life-saving food assistance	H.1.13: Number of agencies and organizations using Logistics coordination services		Logistics Cluster	agency/organization	40	43
H: Crisis-affected people benefit from efficient logistics services through which they receive timely life-saving food assistance	H.1.14: Number of agencies and organizations using storage and transport facilities		Logistics Cluster	agency/organization	25	28
H: Crisis-affected people benefit from efficient logistics services through which they receive timely life-saving food assistance	H.1.140: Number of agencies participating in the logistics cluster forum		Logistics Cluster	agency/organization	35	32
	<b>H.14: Number of transport and storage services provided to partners, by type</b>					
H: Crisis-affected people benefit from efficient logistics services through which they receive timely life-saving food assistance	H.14.7: Number of fixed storage services provided		Logistics Cluster	Number	6	6
	<b>H.4*: Total volume of cargo transported</b>					
H: Crisis-affected people benefit from efficient logistics services through which they receive timely life-saving food assistance	H.4.22: Volume (m3) of cargo transported by air		Logistics Cluster	m3	100	177
H: Crisis-affected people benefit from efficient logistics services through which they receive timely life-saving food assistance	H.4.25: Volume of cargo handled through storage services		Logistics Cluster	m3	25,000	24,627
	<b>H.5*: Percentage of cargo capacity offered against total capacity requested</b>					
H: Crisis-affected people benefit from efficient logistics services through which they receive timely life-saving food assistance	H.5.1: Percentage of cargo capacity offered against total capacity requested		Logistics Cluster	%	70	100

Activity 08: Provide common emergency telecommunications services to government, United Nations and NGO partners to facilitate effective field operations and provide for staff security

Output Category H: Shared services and platforms provided

Output	Output Indicator	Beneficiary Group	Sub Activity	Unit of measure	Planned	Actual
	<b>H.1*: Number of shared services provided, by type</b>					
H: Crisis-affected people benefit from reliable telecommunications that facilitate timely humanitarian assistance	H.1.117: Number of UN agencies and NGOs provided access to data communications services		Emergency Telecommunication Cluster	agency/organization	100	115
H: Crisis-affected people benefit from reliable telecommunications that facilitate timely humanitarian assistance	H.1.136: Number of common operational areas covered by autonomous hybrid power supply systems		Emergency Telecommunication Cluster	operational area	9	8

H: Crisis-affected people benefit from reliable telecommunications that facilitate timely humanitarian assistance	H.1.137: Number of IT emergency management and specialized radio telecommunications trainings		Emergency Telecommunication Cluster	training session	5	3
H: Crisis-affected people benefit from reliable telecommunications that facilitate timely humanitarian assistance	H.1.138: Number of inter-agency, NGO, and government organisation staff who used ETS services		Emergency Telecommunication Cluster	individual	2,500	4,502
H: Crisis-affected people benefit from reliable telecommunications that facilitate timely humanitarian assistance	H.1.37: Number of ETC meetings conducted on local and global levels		Emergency Telecommunication Cluster	instance	20	29
H: Crisis-affected people benefit from reliable telecommunications that facilitate timely humanitarian assistance	H.1.57: Number of IM products (sitreps, factsheets, maps and other ETC information) produced and shared via email, information management platform, task force and ETC website		Emergency Telecommunication Cluster	item	60	84
H: Crisis-affected people benefit from reliable telecommunications that facilitate timely humanitarian assistance	H.1.72: Number of operational areas covered by common security telecommunication network		Emergency Telecommunication Cluster	operational area	11	10
H: Crisis-affected people benefit from reliable telecommunications that facilitate timely humanitarian assistance	H.1.73: Number of operational areas covered by data communications services		Emergency Telecommunication Cluster	operational area	9	8
H: Crisis-affected people benefit from reliable telecommunications that facilitate timely humanitarian assistance	H.1.89: Number of radio-rooms (COMCEN) established		Emergency Telecommunication Cluster	radio room	11	10
	<b>H.2*: Number of WFP-led clusters operational, by type</b>					
H: Crisis-affected people benefit from reliable telecommunications that facilitate timely humanitarian assistance	H.2.1: Number of WFP-led clusters operational		Service Delivery General	unit	3	3
	<b>H.8*: Number of emergency telecoms and information and communications technology (ICT) systems established, by type</b>					
H: Crisis-affected people benefit from reliable telecommunications that facilitate timely humanitarian assistance	H.8.2: Number of web-based information-sharing and collaboration platforms established/updated		Emergency Telecommunication Cluster	information-sharing platform	1	1
Activity 09: Provide humanitarian air services to all partners until appropriate alternatives are available.						
Output Category H: Shared services and platforms provided						
<b>Output</b>	<b>Output Indicator</b>	<b>Beneficiary Group</b>	<b>Sub Activity</b>	<b>Unit of measure</b>	<b>Planned</b>	<b>Actual</b>
	<b>H.1*: Number of shared services provided, by type</b>					
H: Crisis-affected people benefit from UNHAS services that facilitate timely humanitarian assistance	H.1.12: Number of agencies and organizations using humanitarian air services		Humanitarian Air Service	agency/organization	100	110
H: Crisis-affected people benefit from UNHAS services that facilitate timely humanitarian assistance	H.1.127: Percentage response to medical and security evacuation		Humanitarian Air Service	%	100	100

H: Crisis-affected people benefit from UNHAS services that facilitate timely humanitarian assistance	H.1.62: Number of locations served		Humanitarian Air Service	site	13	13
H: Crisis-affected people benefit from UNHAS services that facilitate timely humanitarian assistance	H.1.70: Number of needs assessments carried out		Humanitarian Air Service	assessment	2	1
	<b>H.4*: Total volume of cargo transported</b>					
H: Crisis-affected people benefit from UNHAS services that facilitate timely humanitarian assistance	H.4.28: Amount of light cargo transported		Humanitarian Air Service	Mt	144	165
	<b>H.7*: Total number of passengers transported</b>					
H: Crisis-affected people benefit from UNHAS services that facilitate timely humanitarian assistance	H.7.3: Number of passengers transported		Humanitarian Air Service	individual	66,000	48,395
H: Crisis-affected people benefit from UNHAS services that facilitate timely humanitarian assistance	H.7.9: Percentage of passenger bookings served		Humanitarian Air Service	%	95	90.5

### Outcome Results

Activity 07: Provide common logistic services to government, United Nations and NGO partners to facilitate effective field operations

Indicator	Subactivity	Sex	Baseline	End-CSP Target	2020 Target	2020 Follow-up	2019 Follow-up	2018 Follow-up	Source
-----------	-------------	-----	----------	----------------	-------------	----------------	----------------	----------------	--------

#### CPA\_LOG; Nigeria;

User satisfaction rate	Logistics Cluster	<b>Overall</b>	96	≥96	≥96	100	100		WFP survey
------------------------	-------------------	----------------	----	-----	-----	-----	-----	--	------------

Activity 08: Provide common emergency telecommunications services to government, United Nations and NGO partners to facilitate effective field operations and provide for staff security

Indicator	Subactivity	Sex	Baseline	End-CSP Target	2020 Target	2020 Follow-up	2019 Follow-up	2018 Follow-up	Source
-----------	-------------	-----	----------	----------------	-------------	----------------	----------------	----------------	--------

#### CPA\_ETC; Nigeria;

User satisfaction rate	Emergency Telecommunication Cluster	<b>Overall</b>	94	≥94	≥94	96	97		WFP survey
------------------------	-------------------------------------	----------------	----	-----	-----	----	----	--	------------

Activity 09: Provide humanitarian air services to all partners until appropriate alternatives are available.

Indicator	Subactivity	Sex	Baseline	End-CSP Target	2020 Target	2020 Follow-up	2019 Follow-up	2018 Follow-up	Source
-----------	-------------	-----	----------	----------------	-------------	----------------	----------------	----------------	--------

#### CPA\_HAS; Nigeria;

User satisfaction rate	Humanitarian Air Service	<b>Overall</b>	91.58	≥92	≥92	94.2	92.89		WFP survey
------------------------	--------------------------	----------------	-------	-----	-----	------	-------	--	------------

# Cross-cutting Indicators

## Progress towards gender equality indicators

Improved gender equality and women's empowerment among WFP-assisted population									
Proportion of food assistance decision-making entity – committees, boards, teams, etc. – members who are women									
Target group, Location, Modalities	Activity	Subactivity	Category	Sex	Baseline	End-CSP Target	2020 Target	2020 Follow-up	2019 Follow-up
ACL_FFA; Nigeria; Capacity Strengthening, Cash, Food, Value Voucher	Act 03: Provide conditional transfers to food-insecure persons, including women, young people and smallholders	Food assistance for asset		Overall	0	=50	=50	50	51
NPA_PREV; Nigeria; Capacity Strengthening, Food	Act 02: Provide nutrition prevention and treatment packages to children 6-59 months, PLWG, other nutritionally vulnerable populations and persons with caring responsibilities	Prevention of acute malnutrition		Overall	0		=50	59	64
URT_GD; Nigeria; Capacity Strengthening, Cash, Food, Value Voucher	Act 01: Provide unconditional food assistance and income-generating activities to food-insecure IDPs, returnees, refugees and host communities affected by crises	General Distribution		Overall	0		=50	43	50
Proportion of households where women, men, or both women and men make decisions on the use of food/cash/vouchers, disaggregated by transfer modality									
Target group, Location, Modalities	Activity	Subactivity	Category	Sex	Baseline	End-CSP Target	2020 Target	2020 Follow-up	2019 Follow-up
ACL_FFA; Nigeria; Capacity Strengthening, Cash, Food, Value Voucher	Act 03: Provide conditional transfers to food-insecure persons, including women, young people and smallholders	Food assistance for asset	Decisions made by women	Overall	53.70	≤25	≥25	18	23.70
			Decisions made by men	Overall	24	≤25	≤25	27.10	17.30
			Decisions jointly made by women and men	Overall	22.30	≥50	≥50	54.90	59

NPA_PREV_MSP; BORNO; Capacity Strengthening, Cash	Act 04: Support improving the nutrition status of children, PLWG, adolescent girls and other nutritionally vulnerable groups (including people living with HIV) through an integrated malnutrition prevention package, including access to nutritious food and quality care, social behavioural change communication and capacity strengthening	Prevention of acute malnutrition	Decisions made by women	<b>Overall</b>	67.50		≥40		25.90
			Decisions made by men	<b>Overall</b>	27.50		≤10		2.50
			Decisions jointly made by women and men	<b>Overall</b>	5		≥50		71.50
NPA_PREV; Nigeria; Capacity Strengthening, Food	Act 02: Provide nutrition prevention and treatment packages to children 6-59 months, PLWG, other nutritionally vulnerable populations and persons with caring responsibilities	Prevention of acute malnutrition	Decisions made by women	<b>Overall</b>	58.60		≥40	25.30	51.30
			Decisions made by men	<b>Overall</b>	31.40		≤10	12.60	12.90
			Decisions jointly made by women and men	<b>Overall</b>	25		≥50	53.10	35.70
URT_GD; Nigeria; Capacity Strengthening, Cash, Food, Value Voucher	Act 01: Provide unconditional food assistance and income-generating activities to food-insecure IDPs, returnees, refugees and host communities affected by crises	General Distribution	Decisions made by women	<b>Overall</b>	53.50		≥25	29	20
			Decisions made by men	<b>Overall</b>	28.70		≤25	25.30	12.20
			Decisions jointly made by women and men	<b>Overall</b>	17.80		≥50	45.60	67.80

**Type of transfer (food, cash, voucher, no compensation) received by participants in WFP activities, disaggregated by sex and type of activity**

Target group, Location, Modalities	Activity	Subactivity	Category	Sex	Baseline	End-CSP Target	2020 Target	2020 Follow-up	2019 Follow-up
------------------------------------	----------	-------------	----------	-----	----------	----------------	-------------	----------------	----------------



ACL_FFA; Nigeria; Capacity Strengthening, Cash, Food, Value Voucher	Act 03: Provide conditional transfers to food-insecure persons, including women, young people and smallholders	Food assi stance for asset		<b>Female</b>	0	=72	=72	63	67
				<b>Male</b>	0	=28	=28	36	43
				<b>Overall</b>	0	=100	=100	100	100

## Protection indicators

Affected populations are able to benefit from WFP programmes in a manner that ensures and promotes their safety, dignity and integrity								
Proportion of targeted people having unhindered access to WFP programmes (new)								
Target group, Location, Modalities	Activity	Subactivity	Sex	Baseline	End-CSP Target	2020 Target	2020 Follow-up	2019 Follow-up
ACL_FFA; Nigeria; Capacity Strengthening, Cash, Food, Value Voucher	Act 03: Provide conditional transfers to food-insecure persons, including women, young people and smallholders	Food assistance for asset	Female	90	≥99	≥99	95.30	72.70
			Male	95.40	≥99	≥99	95.70	89.20
			Overall	92.40	≥99	≥99	95.60	87.30
NPA_PREV_MSP; BORNO; Capacity Strengthening, Cash	Act 04: Support improving the nutrition status of children, PLWG, adolescent girls and other nutritionally vulnerable groups (including people living with HIV) through an integrated malnutrition prevention package, including access to nutritious food and quality care, social behavioural change communication and capacity strengthening	Prevention of acute malnutrition	Female Overall	98.80 98.80		≥99 ≥99		97 97
NPA_PREV; Nigeria; Capacity Strengthening, Food	Act 02: Provide nutrition prevention and treatment packages to children 6-59 months, PLWG, other nutritionally vulnerable populations and persons with caring responsibilities	Prevention of acute malnutrition	Female	93.20		≥99	96.60	100
			Male	96.10		≥99	89.60	97.70
			Overall	94.40		≥99	92.80	97.80
URT_GD; Nigeria; Capacity Strengthening, Cash, Food, Value Voucher	Act 01: Provide unconditional food assistance and income-generating activities to food-insecure IDPs, returnees, refugees and host communities affected by crises	General Distribution	Female	96.30		≥99	92.20	100
			Male	96.90		≥99	93.20	95.30
			Overall	96.50		≥99	92.70	95.60
Proportion of targeted people receiving assistance without safety challenges (new)								
Target group, Location, Modalities	Activity	Subactivity	Sex	Baseline	End-CSP Target	2020 Target	2020 Follow-up	2019 Follow-up
ACL_FFA; Nigeria; Capacity Strengthening, Cash, Food, Value Voucher	Act 03: Provide conditional transfers to food-insecure persons, including women, young people and smallholders	Food assistance for asset	Female	88.10	>90	>90	76.90	100
			Male	88.20	>90	>90	79.50	92.50
			Overall	88.10	>90	>90	78.60	94.20

NPA_PREV_MSP; BORNO; Capacity Strengthening, Cash	Act 04: Support improving the nutrition status of children, PLWG, adolescent girls and other nutritionally vulnerable groups (including people living with HIV) through an integrated malnutrition prevention package, including access to nutritious food and quality care, social behavioural change communication and capacity strengthening	Prevention of acute malnutrition	<b>Female</b> <b>Overall</b>	91.50 91.50		>90 >90		96.50 96.50
NPA_PREV; Nigeria; Capacity Strengthening, Food	Act 02: Provide nutrition prevention and treatment packages to children 6-59 months, PLWG, other nutritionally vulnerable populations and persons with caring responsibilities	Prevention of acute malnutrition	<b>Female</b> <b>Male</b> <b>Overall</b>	90.90 90.70 90.80		>90 >90 >90	74 68.80 71.30	80 94.50 94.20
URT_GD; Nigeria; Capacity Strengthening, Cash, Food, Value Voucher	Act 01: Provide unconditional food assistance and income-generating activities to food-insecure IDPs, returnees, refugees and host communities affected by crises	General Distribution	<b>Female</b> <b>Male</b> <b>Overall</b>	93.70 93.10 93.50		>90 >90 >90	71.60 68.10 69.80	81.80 94.10 93.30

#### Proportion of targeted people who report that WFP programmes are dignified (new)

Target group, Location, Modalities	Activity	Subactivity	Sex	Baseline	End-CSP Target	2020 Target	2020 Follow-up	2019 Follow-up
ACL_FFA; Nigeria; Capacity Strengthening, Cash, Food, Value Voucher	Act 03: Provide conditional transfers to food-insecure persons, including women, young people and smallholders	Food assistance for asset	<b>Female</b> <b>Male</b> <b>Overall</b>	89.10 92.80 90.70	>95 >95 >95	>95 >95 >95	95.30 90.90 92.40	72.70 89.20 87.30
NPA_PREV_MSP; BORNO; Capacity Strengthening, Cash	Act 04: Support improving the nutrition status of children, PLWG, adolescent girls and other nutritionally vulnerable groups (including people living with HIV) through an integrated malnutrition prevention package, including access to nutritious food and quality care, social behavioural change communication and capacity strengthening	Prevention of acute malnutrition	<b>Overall</b>	98.80		=100		99
NPA_PREV; Nigeria; Capacity Strengthening, Food	Act 02: Provide nutrition prevention and treatment packages to children 6-59 months, PLWG, other nutritionally vulnerable populations and persons with caring responsibilities	Prevention of acute malnutrition	<b>Female</b> <b>Male</b> <b>Overall</b>	90.30 90.10 90.30		≥95 ≥95 ≥95	89.10 86.10 87.80	100 97.70 97.80
URT_GD; Nigeria; Capacity Strengthening, Cash, Food, Value Voucher	Act 01: Provide unconditional food assistance and income-generating activities to food-insecure IDPs, returnees, refugees and host communities affected by crises	General Distribution	<b>Female</b> <b>Male</b> <b>Overall</b>	91.40 87.40 90		>95 >95 >95	90.70 89.10 89.90	100 87.60 88.30

## Accountability to affected population indicators

Affected populations are able to hold WFP and partners accountable for meeting their hunger needs in a manner that reflects their views and preferences								
Proportion of assisted people informed about the programme (who is included, what people will receive, length of assistance)								
Target group, Location, Modalities	Activity	Subactivity	Sex	Baseline	End-CSP Target	2020 Target	2020 Follow-up	2019 Follow-up
ACL_FFA; Nigeria; Capacity Strengthening, Cash, Food, Value Voucher	Act 03: Provide conditional transfers to food-insecure persons, including women, young people and smallholders	Food assistance for asset	Female	6	>80	>80	9	49
			Male	3.90	>80	>80	10.50	55
			Overall	4.90	>80	>80	10	50.40
NPA_PREV_MSP; BORNO; Capacity Strengthening, Cash	Act 04: Support improving the nutrition status of children, PLWG, adolescent girls and other nutritionally vulnerable groups (including people living with HIV) through an integrated malnutrition prevention package, including access to nutritious food and quality care, social behavioural change communication and capacity strengthening	Prevention of acute malnutrition	Female	0		>80		38
			Overall	0		>80		38
NPA_PREV; Nigeria; Capacity Strengthening, Food	Act 02: Provide nutrition prevention and treatment packages to children 6-59 months, PLWG, other nutritionally vulnerable populations and persons with caring responsibilities	Prevention of acute malnutrition	Female	4.10		>80	5.40	49
			Male	3.50		>80	6.90	43
			Overall	3.80		>80	6.30	45
URT_GD; Nigeria; Capacity Strengthening, Cash, Food, Value Voucher	Act 01: Provide unconditional food assistance and income-generating activities to food-insecure IDPs, returnees, refugees and host communities affected by crises	General Distribution	Female	3.80		>80	6.10	40
			Male	3.20		>80	4.60	47
			Overall	3.60		>80	5.30	44
Proportion of project activities for which beneficiary feedback is documented, analysed and integrated into programme improvements								
Target group, Location, Modalities	Activity	Subactivity	Sex	Baseline	End-CSP Target	2020 Target	2020 Follow-up	2019 Follow-up
ACL_FFA; Nigeria; Capacity Strengthening, Cash, Food, Value Voucher			Overall	0	=50	>50	9	50
NPA_PREV_MSP; BORNO; Capacity Strengthening, Cash			Overall	0		=50	41	50
NPA_PREV; Nigeria; Capacity Strengthening, Food			Overall	0		=50	7	50

URT_GD; Nigeria; Capacity Strengthening, Cash, Food, Value Voucher			<b>Overall</b>	50	=50	43	50
--	--	--	----------------	----	-----	----	----

### Environment indicators

Targeted communities benefit from WFP programmes in a manner that does not harm the environment								
Proportion of activities for which environmental risks have been screened and, as required, mitigation actions identified								
Target group, Location, Modalities	Activity	Subactiv ity	Sex	Baseline	End-CSP Target	2020 Target	2020 Follow-up	2019 Follow-up
ACL_FFA; Nigeria; Capacity Strengthening, Cash, Food, Value Voucher	Act 03: Provide conditional transfers to food-insecure persons, including women, young people and smallholders	Food assi stance for asset	<b>Overall</b>	0	=100	=100	100	28.40

## **World Food Programme**

### **Contact info**

Paul Howe  
paul.howe@wfp.org

Cover page photo © WFP/Damilola Onafuwa  
Zainab Abdullahi smiles as she receives Super Cereal Plus for her 11-month-old son through WFP nutrition support in Gwoza LGA of Borno State.

<https://www.wfp.org/countries/nigeria>

# Financial Section

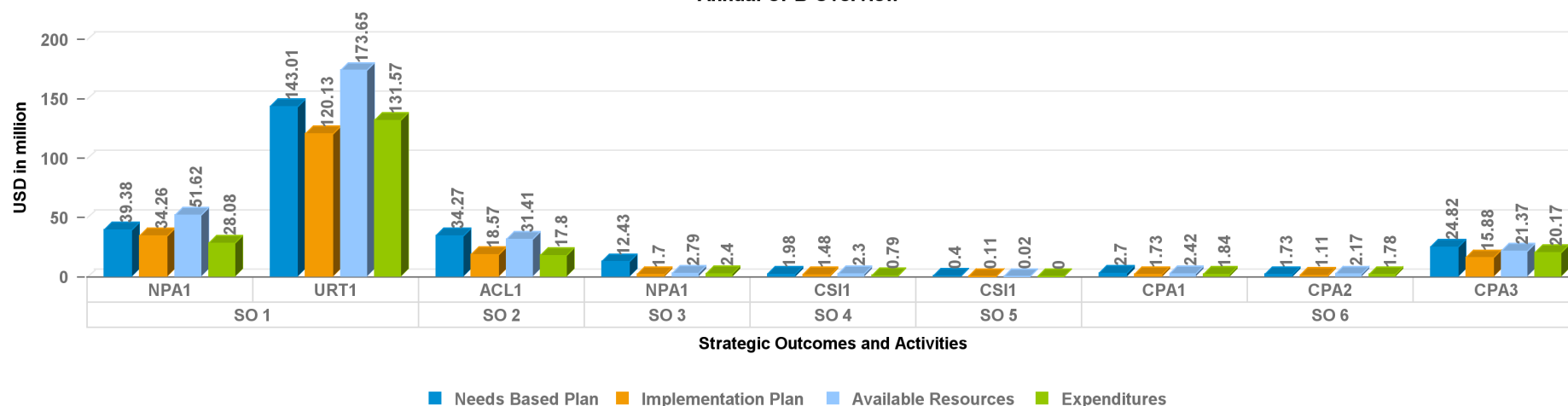
*Financial information is taken from WFP's financial records which have been submitted to WFP's auditors.*

# Annual Country Report

## Nigeria Country Portfolio Budget 2020 (2019-2022)

### Annual Financial Overview for the period 1 January to 31 December 2020 (Amount in USD)

#### Annual CPB Overview



Code	Strategic Outcome
SO 1	IDPs, returnees, refugees and local communities affected by crisis in Nigeria are able to meet their basic food and nutrition needs during and in the aftermath of shocks
SO 2	Vulnerable populations in targeted areas become more resilient to shocks and are able to meet their basic food needs throughout the year
SO 3	Nutritionally vulnerable people in chronically food insecure areas have enhanced nutritional status in line with achieving national and global targets by 2025
SO 4	Federal, state and local actors have strengthened capacity to manage food security and nutrition programmes in line with national targets in the short, medium and long-term
SO 5	Government and partner efforts towards achieving Zero Hunger by 2030 are supported by effective and coherent policy frameworks
SO 6	Humanitarian community is enabled to reach and operate in areas of humanitarian crisis throughout the year
Code	Country Activity Long Description
ACL1	Provide conditional transfers to food-insecure persons, including women, young people and smallholders
CPA1	Provide common logistic services to government, United Nations and NGO partners to facilitate effective field operations
CPA2	Provide common emergency telecommunications services to government, United Nations and NGO partners to facilitate effective field operations and provide for staff security
CPA3	Provide humanitarian air services to all partners until appropriate alternatives are available.
CS1	Support the technical capacity of federal, state and local actors in information management systems, vulnerability assessment and mapping, monitoring and evaluation, safety net management, food technology and fortification, supply chains, nutrition and emergency preparedness and response, integrating gender considerations.
CS1	Support the Zero Hunger Forum and food and nutrition security coordination and advocacy in line with the recommendations of the zero hunger strategic review
NPA1	Provide nutrition prevention and treatment packages to children 6-59 months, PLWG, other nutritionally vulnerable populations and persons with caring responsibilities
NPA1	Support improving the nutrition status of children, PLWG, adolescent girls and other nutritionally vulnerable groups (including people living with HIV) through an integrated malnutrition prevention package, including access to nutritious food and quality care, social behavioural change communication and capacity strengthening
URT1	Provide unconditional food assistance and income-generating activities to food-insecure IDPs, returnees, refugees and host communities affected by crises



# Annual Country Report

## Nigeria Country Portfolio Budget 2020 (2019-2022)

### Annual Financial Overview for the period 1 January to 31 December 2020 (Amount in USD)

Strategic Result	Strategic Outcome	Activity	Needs Based Plan	Implementation Plan	Available Resources	Expenditures
1	IDPs, returnees, refugees and local communities affected by crisis in Nigeria are able to meet their basic food and nutrition needs during and in the aftermath of shocks	Provide nutrition prevention and treatment packages to children 6-59 months, PLWG, other nutritionally vulnerable populations and persons with caring responsibilities	39,380,456	34,260,997	51,623,602	28,076,806
		Provide unconditional food assistance and income-generating activities to food-insecure IDPs, returnees, refugees and host communities affected by crises	143,008,517	120,127,155	173,654,574	131,571,030
		Non Activity Specific	0	0	6,532,681	0
<b>Subtotal Strategic Result 1. Everyone has access to food (SDG Target 2.1)</b>			<b>182,388,974</b>	<b>154,388,152</b>	<b>231,810,857</b>	<b>159,647,836</b>

# Annual Country Report

## Nigeria Country Portfolio Budget 2020 (2019-2022)

### Annual Financial Overview for the period 1 January to 31 December 2020 (Amount in USD)

Strategic Result	Strategic Outcome	Activity	Needs Based Plan	Implementation Plan	Available Resources	Expenditures
2	Nutritionally vulnerable people in chronically food insecure areas have enhanced nutritional status in line with achieving national and global targets by 2025	Support improving the nutrition status of children, PLWG, adolescent girls and other nutritionally vulnerable groups (including people living with HIV) through an integrated malnutrition prevention package, including access to nutritious food and quality care, social behavioural change communication and capacity strengthening	12,433,192	1,704,066	2,788,123	2,396,999
<b>Subtotal Strategic Result 2. No one suffers from malnutrition (SDG Target 2.2)</b>			<b>12,433,192</b>	<b>1,704,066</b>	<b>2,788,123</b>	<b>2,396,999</b>
3	Vulnerable populations in targeted areas become more resilient to shocks and are able to meet their basic food needs throughout the year	Provide conditional transfers to food-insecure persons, including women, young people and smallholders	34,267,112	18,572,542	31,410,017	17,798,301
		Non Activity Specific	0	0	1,152,107	0
<b>Subtotal Strategic Result 3. Smallholders have improved food security and nutrition (SDG Target 2.3)</b>			<b>34,267,112</b>	<b>18,572,542</b>	<b>32,562,124</b>	<b>17,798,301</b>

# Annual Country Report

## Nigeria Country Portfolio Budget 2020 (2019-2022)

### Annual Financial Overview for the period 1 January to 31 December 2020 (Amount in USD)

Strategic Result	Strategic Outcome	Activity	Needs Based Plan	Implementation Plan	Available Resources	Expenditures
5	Federal, state and local actors have strengthened capacity to manage food security and nutrition programmes in line with national targets in the short, medium and long-term	Support the technical capacity of federal, state and local actors in information management systems, vulnerability assessment and mapping, monitoring and evaluation, safety net management, food technology and fortification, supply chains, nutrition and emergency preparedness and response, integrating gender considerations.	1,976,953	1,482,714	2,301,683	790,952
<b>Subtotal Strategic Result 5. Countries have strengthened capacity to implement the SDGs (SDG Target 17.9)</b>			<b>1,976,953</b>	<b>1,482,714</b>	<b>2,301,683</b>	<b>790,952</b>
6	Government and partner efforts towards achieving Zero Hunger by 2030 are supported by effective and coherent policy frameworks	Support the Zero Hunger Forum and food and nutrition security coordination and advocacy in line with the recommendations of the zero hunger strategic review	399,421	111,838	20,240	0
<b>Subtotal Strategic Result 6. Policies to support sustainable development are coherent (SDG Target 17.14)</b>			<b>399,421</b>	<b>111,838</b>	<b>20,240</b>	<b>0</b>

# Annual Country Report

## Nigeria Country Portfolio Budget 2020 (2019-2022)

### Annual Financial Overview for the period 1 January to 31 December 2020 (Amount in USD)

Strategic Result	Strategic Outcome	Activity	Needs Based Plan	Implementation Plan	Available Resources	Expenditures
8	Humanitarian community is enabled to reach and operate in areas of humanitarian crisis throughout the year	Provide common logistic services to government, United Nations and NGO partners to facilitate effective field operations	2,704,382	1,730,805	2,418,297	1,844,882
		Provide common emergency telecommunications services to government, United Nations and NGO partners to facilitate effective field operations and provide for staff security	1,728,733	1,106,389	2,174,227	1,776,760
		Provide humanitarian air services to all partners until appropriate alternatives are available.	24,818,804	15,884,034	21,371,060	20,169,378
		Non Activity Specific	0	0	734,716	0
<b>Subtotal Strategic Result 8. Sharing of knowledge, expertise and technology strengthen global partnership support to country efforts to achieve the SDGs (SDG Target 17.16)</b>			<b>29,251,919</b>	<b>18,721,228</b>	<b>26,698,299</b>	<b>23,791,020</b>
	Non SO Specific	Non Activity Specific	0	0	9,747,208	0
<b>Subtotal Strategic Result</b>			<b>0</b>	<b>0</b>	<b>9,747,208</b>	<b>0</b>
<b>Total Direct Operational Cost</b>			<b>260,717,570</b>	<b>194,980,541</b>	<b>305,928,534</b>	<b>204,425,108</b>
<b>Direct Support Cost (DSC)</b>			<b>9,947,663</b>	<b>9,947,663</b>	<b>15,680,366</b>	<b>8,474,115</b>
<b>Total Direct Costs</b>			<b>270,665,234</b>	<b>204,928,205</b>	<b>321,608,900</b>	<b>212,899,223</b>
<b>Indirect Support Cost (ISC)</b>			<b>17,593,240</b>	<b>13,320,333</b>	<b>12,903,815</b>	<b>12,903,815</b>
<b>Grand Total</b>			<b>288,258,474</b>	<b>218,248,538</b>	<b>334,512,715</b>	<b>225,803,038</b>



Brian Ah Poe  
Chief

Contribution Accounting and Donor Financial Reporting Branch

## Columns Definition

---

### Needs Based Plan

Latest annual approved version of operational needs as of December of the reporting year. WFP's needs-based plans constitute an appeal for resources to implement operations which are designed based on needs assessments undertaken in collaboration with government counterparts and partners

### Implementation Plan

Implementation Plan as of January of the reporting period which represents original operational prioritized needs taking into account funding forecasts of available resources and operational challenges

### Available Resources

Unspent Balance of Resources carried forward, Allocated contribution in the current year, Advances and Other resources in the current year. It excludes contributions that are stipulated by donor for use in future years

### Expenditures

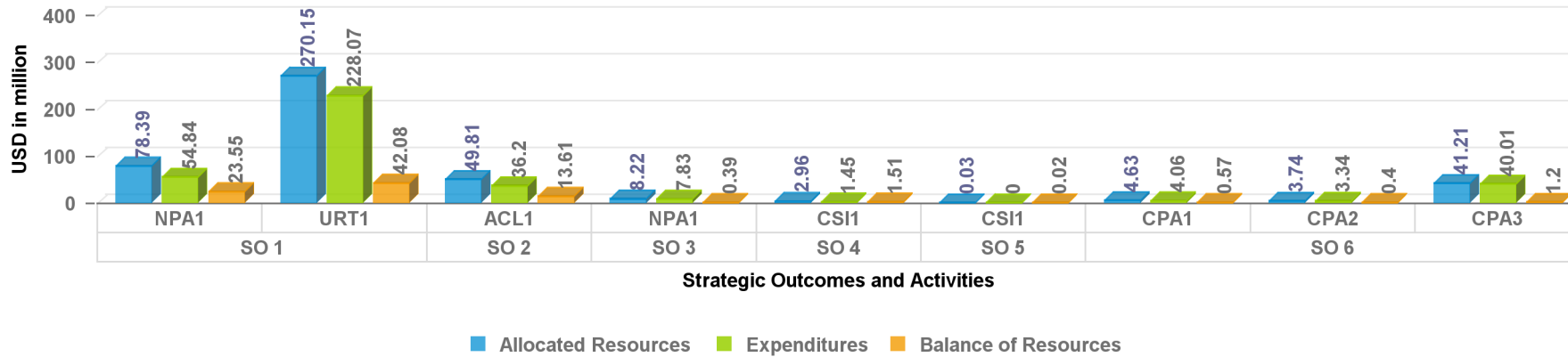
Monetary value of goods and services received and recorded within the reporting year

# Annual Country Report

## Nigeria Country Portfolio Budget 2020 (2019-2022)

### Cumulative Financial Overview as at 31 December 2020 (Amount in USD)

#### Cumulative CPB Overview



Code	Strategic Outcome
SO 1	IDPs, returnees, refugees and local communities affected by crisis in Nigeria are able to meet their basic food and nutrition needs during and in the aftermath of shocks
SO 2	Vulnerable populations in targeted areas become more resilient to shocks and are able to meet their basic food needs throughout the year
SO 3	Nutritionally vulnerable people in chronically food insecure areas have enhanced nutritional status in line with achieving national and global targets by 2025
SO 4	Federal, state and local actors have strengthened capacity to manage food security and nutrition programmes in line with national targets in the short, medium and long-term
SO 5	Government and partner efforts towards achieving Zero Hunger by 2030 are supported by effective and coherent policy frameworks
SO 6	Humanitarian community is enabled to reach and operate in areas of humanitarian crisis throughout the year

Code	Country Activity - Long Description
ACL1	Provide conditional transfers to food-insecure persons, including women, young people and smallholders
CPA1	Provide common logistic services to government, United Nations and NGO partners to facilitate effective field operations
CPA2	Provide common emergency telecommunications services to government, United Nations and NGO partners to facilitate effective field operations and provide for staff security
CPA3	Provide humanitarian air services to all partners until appropriate alternatives are available.
CSI1	Support the technical capacity of federal, state and local actors in information management systems, vulnerability assessment and mapping, monitoring and evaluation, safety net management, food technology and fortification, supply chains, nutrition and emergency preparedness and response, integrating gender considerations.
CSI1	Support the Zero Hunger Forum and food and nutrition security coordination and advocacy in line with the recommendations of the zero hunger strategic review
NPA1	Provide nutrition prevention and treatment packages to children 6-59 months, PLWG, other nutritionally vulnerable populations and persons with caring responsibilities
NPA1	Support improving the nutrition status of children, PLWG, adolescent girls and other nutritionally vulnerable groups (including people living with HIV) through an integrated malnutrition prevention package, including access to nutritious food and quality care, social behavioural change communication and capacity strengthening
URT1	Provide unconditional food assistance and income-generating activities to food-insecure IDPs, returnees, refugees and host communities affected by crises

# Annual Country Report

## Nigeria Country Portfolio Budget 2020 (2019-2022)

### Cumulative Financial Overview as at 31 December 2020 (Amount in USD)

Strategic Result	Strategic Outcome	Activity	Needs Based Plan	Allocated Contributions	Advance and Allocation	Allocated Resources	Expenditures	Balance of Resources
1	IDPs, returnees, refugees and local communities affected by crisis in Nigeria are able to meet their basic food and nutrition needs during and in the aftermath of shocks	Provide nutrition prevention and treatment packages to children 6-59 months, PLWG, other nutritionally vulnerable populations and persons with caring responsibilities	72,452,176	78,390,096	0	78,390,096	54,843,300	23,546,796
		Provide unconditional food assistance and income-generating activities to food-insecure IDPs, returnees, refugees and host communities affected by crises	278,716,951	270,154,848	0	270,154,848	228,071,304	42,083,544
		Non Activity Specific	0	6,532,681	0	6,532,681	0	6,532,681
<b>Subtotal Strategic Result 1. Everyone has access to food (SDG Target 2.1)</b>			<b>351,169,127</b>	<b>355,077,625</b>	<b>0</b>	<b>355,077,625</b>	<b>282,914,604</b>	<b>72,163,021</b>

# Annual Country Report

## Nigeria Country Portfolio Budget 2020 (2019-2022)

### Cumulative Financial Overview as at 31 December 2020 (Amount in USD)

Strategic Result	Strategic Outcome	Activity	Needs Based Plan	Allocated Contributions	Advance and Allocation	Allocated Resources	Expenditures	Balance of Resources
2	Nutritionally vulnerable people in chronically food insecure areas have enhanced nutritional status in line with achieving national and global targets by 2025	Support improving the nutrition status of children, PLWG, adolescent girls and other nutritionally vulnerable groups (including people living with HIV) through an integrated malnutrition prevention package, including access to nutritious food and quality care, social behavioural change communication and capacity strengthening	26,795,314	8,216,163	0	8,216,163	7,825,040	391,123
<b>Subtotal Strategic Result 2. No one suffers from malnutrition (SDG Target 2.2)</b>			<b>26,795,314</b>	<b>8,216,163</b>	<b>0</b>	<b>8,216,163</b>	<b>7,825,040</b>	<b>391,123</b>
3	Vulnerable populations in targeted areas become more resilient to shocks and are able to meet their basic food needs throughout the year	Provide conditional transfers to food-insecure persons, including women, young people and smallholders	61,607,888	49,806,923	0	49,806,923	36,195,208	13,611,716
		Non Activity Specific	0	1,152,107	0	1,152,107	0	1,152,107
<b>Subtotal Strategic Result 3. Smallholders have improved food security and nutrition (SDG Target 2.3)</b>			<b>61,607,888</b>	<b>50,959,030</b>	<b>0</b>	<b>50,959,030</b>	<b>36,195,208</b>	<b>14,763,822</b>



# Annual Country Report

## Nigeria Country Portfolio Budget 2020 (2019-2022)

### Cumulative Financial Overview as at 31 December 2020 (Amount in USD)

Strategic Result	Strategic Outcome	Activity	Needs Based Plan	Allocated Contributions	Advance and Allocation	Allocated Resources	Expenditures	Balance of Resources
5	Federal, state and local actors have strengthened capacity to manage food security and nutrition programmes in line with national targets in the short, medium and long-term	Support the technical capacity of federal, state and local actors in information management systems, vulnerability assessment and mapping, monitoring and evaluation, safety net management, food technology and fortification, supply chains, nutrition and emergency preparedness and response, integrating gender considerations.	4,536,872	2,956,400	0	2,956,400	1,445,669	1,510,731
<b>Subtotal Strategic Result 5. Countries have strengthened capacity to implement the SDGs (SDG Target 17.9)</b>			<b>4,536,872</b>	<b>2,956,400</b>	<b>0</b>	<b>2,956,400</b>	<b>1,445,669</b>	<b>1,510,731</b>
6	Government and partner efforts towards achieving Zero Hunger by 2030 are supported by effective and coherent policy frameworks	Support the Zero Hunger Forum and food and nutrition security coordination and advocacy in line with the recommendations of the zero hunger strategic review	449,421	25,000	0	25,000	4,760	20,240
<b>Subtotal Strategic Result 6. Policies to support sustainable development are coherent (SDG Target 17.14)</b>			<b>449,421</b>	<b>25,000</b>	<b>0</b>	<b>25,000</b>	<b>4,760</b>	<b>20,240</b>

# Annual Country Report

## Nigeria Country Portfolio Budget 2020 (2019-2022)

### Cumulative Financial Overview as at 31 December 2020 (Amount in USD)

Strategic Result	Strategic Outcome	Activity	Needs Based Plan	Allocated Contributions	Advance and Allocation	Allocated Resources	Expenditures	Balance of Resources
8	Humanitarian community is enabled to reach and operate in areas of humanitarian crisis throughout the year	Provide common logistic services to government, United Nations and NGO partners to facilitate effective field operations	5,728,108	4,629,496	0	4,629,496	4,056,080	573,416
		Provide common emergency telecommunications services to government, United Nations and NGO partners to facilitate effective field operations and provide for staff security	4,797,012	3,738,446	0	3,738,446	3,340,980	397,466
		Provide humanitarian air services to all partners until appropriate alternatives are available.	49,277,249	41,213,354	0	41,213,354	40,011,672	1,201,682
		Non Activity Specific	0	734,716	0	734,716	0	734,716
<b>Subtotal Strategic Result 8. Sharing of knowledge, expertise and technology strengthen global partnership support to country efforts to achieve the SDGs (SDG Target 17.16)</b>			<b>59,802,369</b>	<b>50,316,012</b>	<b>0</b>	<b>50,316,012</b>	<b>47,408,732</b>	<b>2,907,280</b>
	Non SO Specific	Non Activity Specific	0	9,747,208	0	9,747,208	0	9,747,208
<b>Subtotal Strategic Result</b>			<b>0</b>	<b>9,747,208</b>	<b>0</b>	<b>9,747,208</b>	<b>0</b>	<b>9,747,208</b>
<b>Total Direct Operational Cost</b>			<b>504,360,991</b>	<b>477,297,439</b>	<b>0</b>	<b>477,297,439</b>	<b>375,794,013</b>	<b>101,503,425</b>

This computer generated report is certified by the Chief of Contribution Accounting and Donor Financial Reporting Branch (FINC)

01/02/2021 02:47:51

# Annual Country Report

## Nigeria Country Portfolio Budget 2020 (2019-2022)

### Cumulative Financial Overview as at 31 December 2020 (Amount in USD)

Strategic Result	Strategic Outcome	Activity	Needs Based Plan	Allocated Contributions	Advance and Allocation	Allocated Resources	Expenditures	Balance of Resources
		Direct Support Cost (DSC)	20,740,146	23,022,290	0	23,022,290	15,816,039	7,206,251
		Total Direct Costs	525,101,137	500,319,729	0	500,319,729	391,610,052	108,709,677
		Indirect Support Cost (ISC)	34,131,574	27,628,400		27,628,400	27,628,400	0
		Grand Total	559,232,711	527,948,130	0	527,948,130	419,238,453	108,709,677



This donor financial report is interim  
Brian Ah Poe  
Chief

Contribution Accounting and Donor Financial Reporting Branch

## Columns Definition

---

### Needs Based Plan

Latest approved version of operational needs. WFP's needs-based plans constitute an appeal for resources to implement operations which are designed based on needs assessments undertaken in collaboration with government counterparts and partners

### Allocated Contributions

Allocated contributions include confirmed contributions with exchange rate variations, multilateral contributions, miscellaneous income, resource transferred, cost recovery and other financial adjustments (e.g. refinancing). It excludes internal advance and allocation and contributions that are stipulated by donor for use in future years.

### Advance and allocation

Internal advanced/allocated resources but not repaid. This includes different types of internal advance (Internal Project Lending or Macro-advance Financing) and allocation (Immediate Response Account)

### Allocated Resources

Sum of Allocated Contributions, Advance and Allocation

### Expenditures

Cumulative monetary value of goods and services received and recorded within the reporting period

### Balance of Resources

Allocated Resources minus Expenditures