

SAVING  
LIVES

CHANGING  
LIVES



# Syrian Arab Republic Annual Country Report 2020

Country Strategic Plan  
2019 - 2021



World Food  
Programme

# Table of contents

<b>2020 Overview</b>	<b>3</b>
<b>Context and operations &amp; COVID-19 response</b>	<b>7</b>
Risk Management	8
<b>Partnerships</b>	<b>10</b>
<b>CSP Financial Overview</b>	<b>11</b>
<b>Programme Performance</b>	<b>13</b>
Strategic outcome 01	13
Strategic outcome 02	16
Strategic outcome 03	19
Strategic outcome 04	21
<b>Cross-cutting Results</b>	<b>24</b>
Progress towards gender equality	24
Protection and accountability to affected populations	25
Environment	27
<b>Data Notes</b>	<b>27</b>
<b>Figures and Indicators</b>	<b>30</b>
WFP contribution to SDGs	30
Beneficiaries by Sex and Age Group	31
Beneficiaries by Residence Status	31
Beneficiaries by Programme Area	32
Annual Food Transfer	32
Annual Cash Based Transfer and Commodity Voucher	33
Strategic Outcome and Output Results	34
Cross-cutting Indicators	52

# 2020 Overview

**2020 was a dramatic year for WFP in Syria, where the food security situation deteriorated to levels not previously seen through more than nine years of devastating crisis.** Continued conflict, economic collapse, and the COVID-19 pandemic further depleted the already eroded livelihood of the Syrian people; most of whom now live in poverty. Over the course of 2020, food prices more than tripled, pushing millions of Syrians into food insecurity in record numbers.

These contextual developments resulted in significant backsliding in efforts towards the achievement of Sustainable Development Goal (SDG) 2 (*Zero Hunger*), with deterioration seen across most food security-related indicators. This prompted a considerable scale-up of WFP's crisis response activities in 2020 through two consecutive revisions to WFP's Syria 2019-2021 Interim Country Strategic Plan that increased WFP's 2020 needs-based budget by 65 percent.

While donor support remained strong, contributions were significantly outpaced by the rapidly growing needs. As a result, while WFP had expanded its provision of Unconditional Resource Transfers (general food assistance, GFA) significantly since late 2019, the resources received in 2020 were insufficient to operationalize the further scale-up envisaged to respond to the increased needs. A growing number of those assisted by WFP reported that WFP assistance is now their only source of food, and WFP food distributions across several areas were on multiple occasions inundated with people requesting food assistance, despite not being registered as WFP beneficiaries.

**Overall, WFP successfully reached 5.7 million girls and boys, women and men across its activities in Syria in 2020.** Internally displaced persons (IDPs) remained the largest beneficiary group, and women and girls represented the majority of those assisted by WFP, considering their higher vulnerability to food insecurity. As a result of escalating hostilities in Syria's north-west since December 2019, WFP's ability to respond to sudden-onset emergencies was tested by the largest wave of population displacement seen so far in the Syrian crisis. By the time a ceasefire was signed in early March, WFP had assisted close to 700,000 newly displaced people with emergency food assistance across the vast conflict-affected areas of north-western Syria.

As in previous years, the GFA activity comprised the largest element of WFP's programme of work in Syria in 2020. In parallel, WFP continued efforts to expand complementary activities in recognition of the varying needs of the Syrian population and in line with WFP's commitment to the humanitarian-development-peace 'triple nexus'. WFP diversified its activities aimed at strengthening livelihoods, boosting household resilience and restoring food systems through a stronger focus on community-level interventions. WFP also expanded the use of cash-based transfers (CBT), doubling the number of contracted retailers and increasing the number of CBT beneficiaries by 16 percent from 2019.

While COVID-19 presented significant operational challenges, WFP developed programmatic mitigation guidelines and standard operating procedures that allowed most activities to continue uninterrupted. However, the spread of the pandemic prompted both operational adjustments to existing activities, the partial suspension of other activities (including the school feeding activity), as well as the development of entirely new interventions in line with the WFP Global COVID-19 Response Plan. WFP partnered with the World Health Organization, the United Nations Children's Fund (UNICEF), the United Nations Development Programme (UNDP), the United Nations Population Fund (UNFPA) and Médecins Sans Frontières on multiple COVID-19-specific initiatives, including direct assistance interventions, service provision, beneficiary outreach and impact assessments.

In line with WFP's commitment to the achievement of SDG 17 (*Partnerships for the Goals*), WFP, through the efforts of the WFP-led Logistics and Emergency Telecommunications Clusters, continued to demonstrate its role as a key enabler of the Syria humanitarian response across sectors. WFP in 2020 also launched the United Nations Humanitarian Air Service (UNHAS) in Syria, further cementing its role as the service provider of choice for the humanitarian community.

2020 was a landmark year for WFP's future programming in Syria, with Government approval received for two long-planned initiatives that will shape WFP's operations in Syria for the years to come: 1) A countrywide household-level Vulnerability Needs Review, which will provide a deeper understanding of beneficiary needs, enabling stronger targeting; and 2) The introduction of CBT as a transfer modality in the GFA programme; the piloting of which commenced in southern Syria in July 2020.



# 5,661,710

Total Beneficiaries in 2020

Estimated number of persons with disabilities: 339,703 (51% Female, 49% Male)

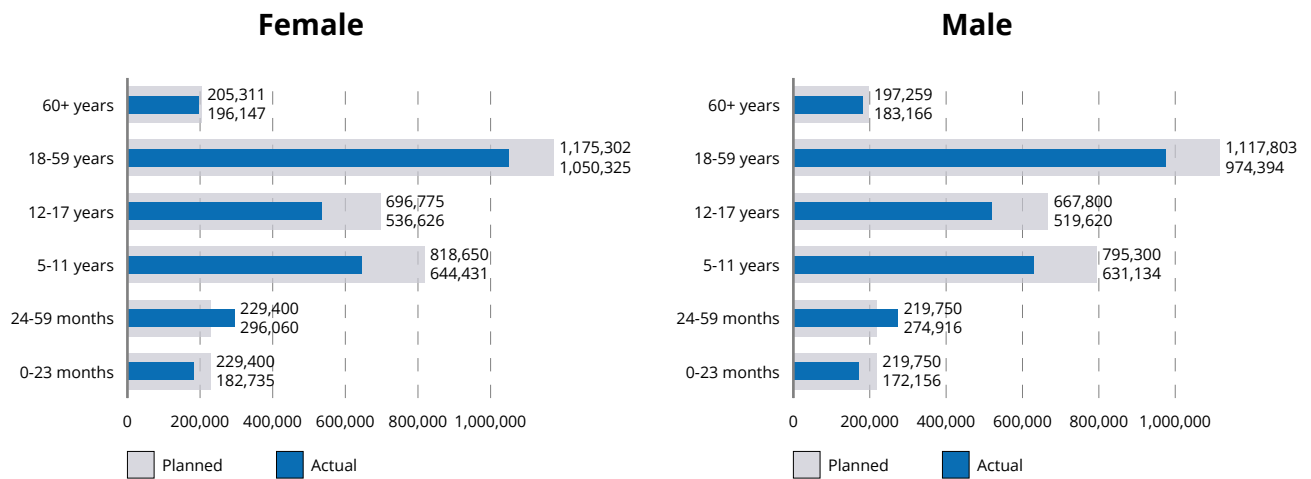


51% female

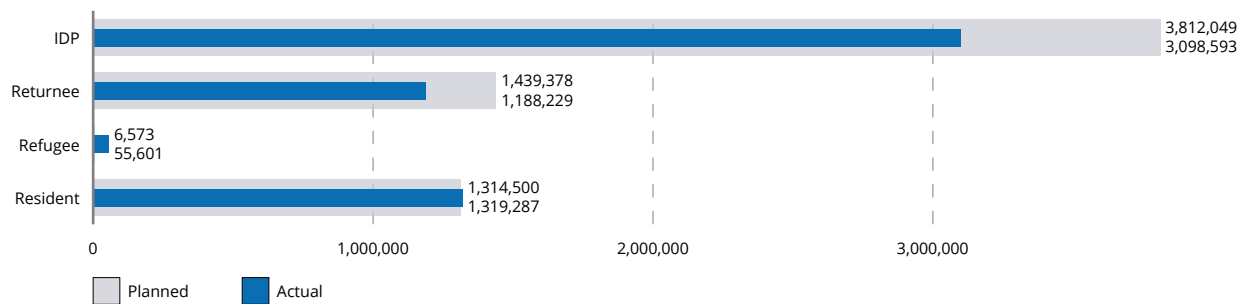


49% male

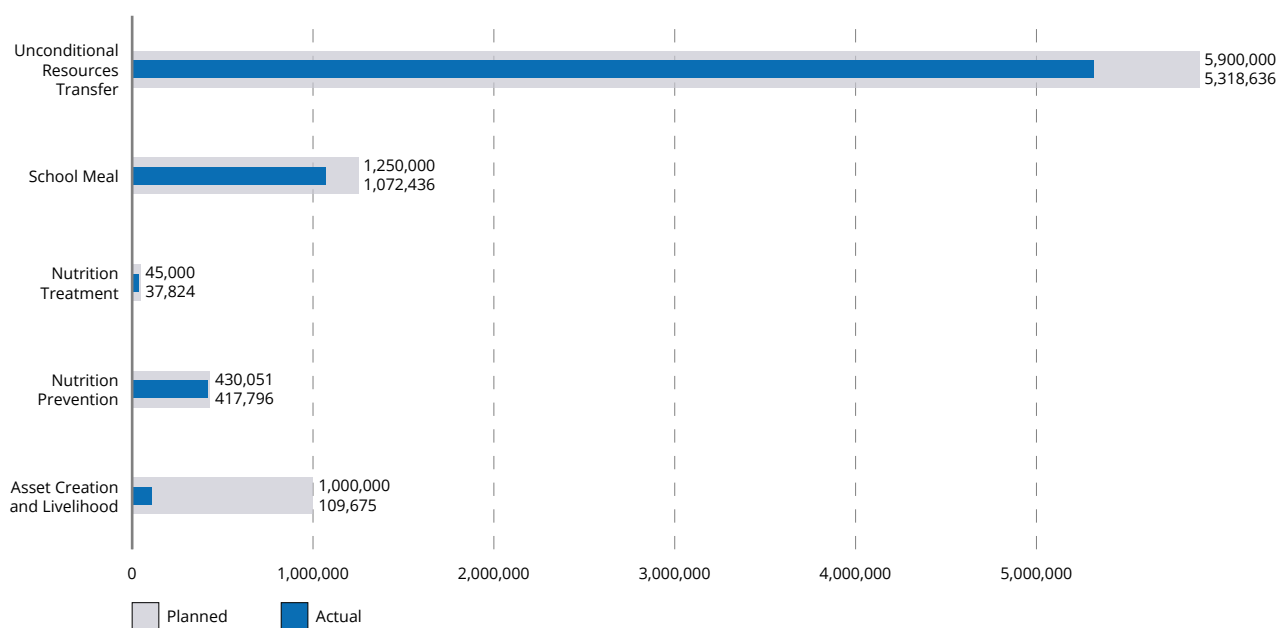
## Beneficiaries by Sex and Age Group



## Beneficiaries by Residence Status



## Beneficiaries by Programme Area



## Total Food and CBT

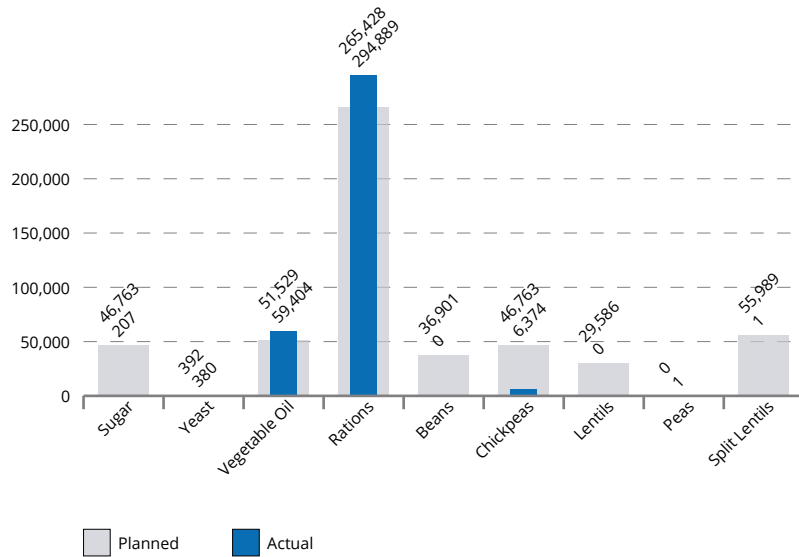
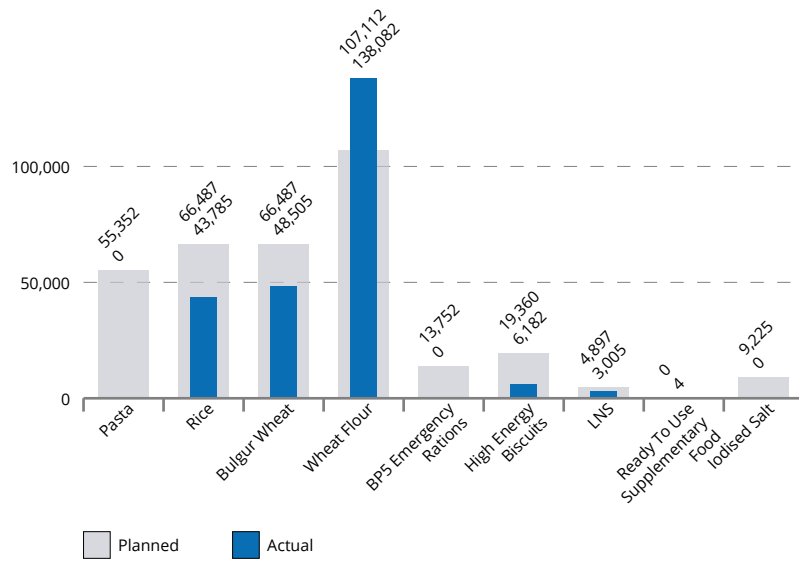


**600,818 mt**  
**total actual food transferred in 2020**  
of 876,026 mt total planned




**US\$ 37,535,984**  
**total actual cash transferred in 2020**  
of \$US 166,921,440 total planned

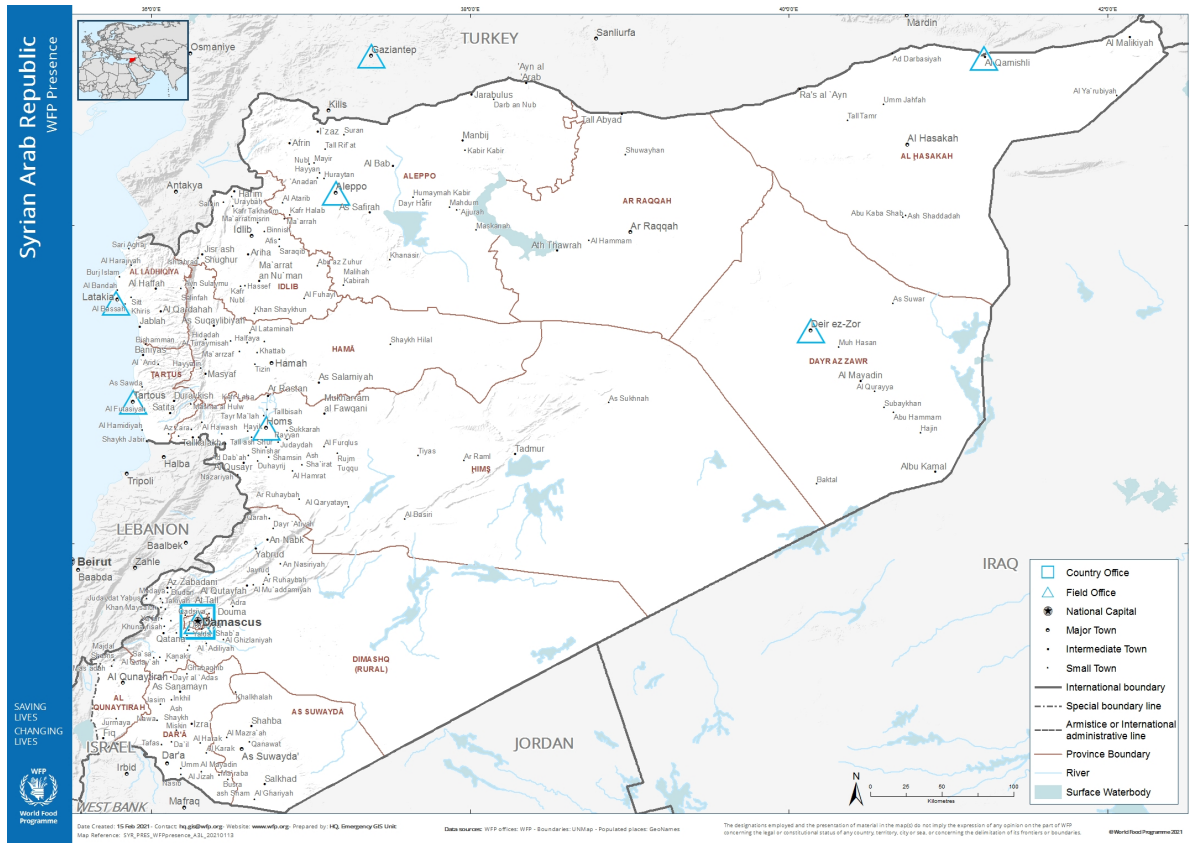
## Annual Food Transfer



## Annual Cash Based Transfer and Commodity Voucher



# Context and operations & COVID-19 response



**The operational context in Syria was in 2020 characterized by a confluence of internal and external shocks that led to a deterioration of the humanitarian situation to levels not previously seen in the country's recent history.**

Fueled by continued conflict, mass population displacement, the impacts of the financial crisis in neighbouring Lebanon and the COVID-19 pandemic, Syria experienced an unprecedented economic downturn. The already depressed purchasing power of the average Syrian household plummeted further as the value of the Syrian pound collapsed and food prices soared, putting additional pressure on already severely eroded livelihoods.

At the end of 2020, food prices had increased by 236 percent in just one year, reaching levels 29 times the five-year pre-crisis average. The net effect was a dramatic deterioration of the food security situation, with more than half of the Syrian population pushed into food insecurity.

**The nationwide food security assessment conducted by WFP and the Whole-of-Syria Food Security Sector in late 2020 revealed that 12.4 million people, close to 60 percent of the population, were food insecure [2].** This represents a staggering 57 percent (4.5 million people) increase since 2019 and is by far the highest number ever recorded. 1.3 million people were found to be *severely* food insecure; more than twice as many as the year before. Internally displaced persons (IDPs) and IDP returnees remained the most food-insecure population groups, along with poor rural households and persons living with disabilities or chronic illness. The assessment data also show notable gender disparities, with a higher prevalence of food insecurity among households headed by women. Indications suggest a concurrent deterioration of the nutrition situation in some areas, spurred by the increasing inability of Syrian families to purchase food of adequate quantity, quality and variety [3].

While many areas remained relatively peaceful, insecurity prevailed across large swaths of the country. In the north-west, renewed hostilities since late 2019 had, by the time a ceasefire agreement was signed in March, displaced one million people in the largest wave of displacement ever seen in Syria. In the north-east, a resurgence of the so-called Islamic State of Iraq and the Levant (ISIL) was signified by an increased cadence of violent attacks. In the south, a growing number of localized security incidents highlighted that the stability achieved in many areas remains fragile.

**Overall, 12.3 million Syrians remained displaced at the end of 2020; either as refugees outside the country or as IDPs within Syria.** The total number of IDPs had by August grown to **6.7 million**; one-third of the population and an increase of 600,000 since 2019. No significant refugee return movement was observed, and **5.6 million** Syrian refugees remained outside the country at the end of the year.

While WFP continued to face operational challenges, including bureaucratic hurdles and security-related access constraints, WFP saw a notable opening of the humanitarian space in Syria in 2020. Most access requests submitted to authorities were approved, and WFP's field mission approval rate increased by 49 percent from 2019; significantly boosting WFP's ability to deliver a principled response. To reach people in need across all areas, WFP employed both regular deliveries from inside Syria as well as Security Council-authorized and Logistics Cluster-facilitated cross-border deliveries from Turkey [4].

WFP in 2020 extended the Syria Interim Country Strategic Plan (ICSP) by one year, and all activities implemented under the 2019-2021 ICSP fall under the *Crisis Response* (Strategic Outcomes 1 and 4) or *Resilience Building* (Strategic Outcomes 2 and 3) focus areas:

Contributing to the achievement of Sustainable Development Goal (SDG) 2 (*Zero Hunger*) and 4 (*Quality Education*), and under **Strategic Outcome 1**, WFP focused most of the available resources on meeting growing food assistance needs with unconditional resource transfers (general food assistance, GFA) and school feeding. Under **Strategic Outcome 2**, WFP worked to safeguard livelihoods, build resilience and reconstitute food systems in vulnerable areas. Under **Strategic Outcome 3**, WFP worked to prevent and treat malnutrition among children and pregnant and lactating women and girls. Finally, working towards SDG 17 (*Partnerships for the Goals*), WFP under **Strategic Outcome 4** provided logistics, emergency telecommunications, air transport and coordination services to the wider humanitarian community.

### COVID-19 Response

The COVID-19 pandemic presented significant challenges to WFP in 2020. As such, and in line with **Pillar A** of the WFP Global COVID-19 Response Plan [5] (*'Sustain critical assistance'*), WFP developed programmatic mitigation guidelines which allowed most activities to continue uninterrupted (with the notable exception of in-school assistance, which was suspended by nationwide school closures from March to October). As WFP monitoring revealed that 60 percent of beneficiaries were unable to afford hygiene items, WFP worked with the United Nations Children's Fund (UNICEF) to provide soap in each GFA ration. WFP also worked with the United Nations Population Fund (UNFPA) on hygiene measures at food distribution points. In the north-west, WFP partnered with Médecins Sans Frontières and the World Health Organization (WHO) on COVID-19 messaging to beneficiaries, including through WHO teams at WFP food distribution points.

Under **Pillar B** (*'Scale up to meet new needs'*), WFP assisted 14,000 people in areas of southern Syria under localized lockdown to avoid a deterioration of the food security situation while access to livelihoods was restricted. Further, in response to deteriorating humanitarian conditions compounded by the impacts of the pandemic, WFP in June added 1.4 million people to its needs-based plan for GFA (although WFP never received the resourced required to operationalize this scale-up) [6].

In line with **Pillar C** (*'Support governments and partners'*) and in cooperation with WHO, WFP provided food assistance to 13,600 vulnerable Syrians in COVID-19 quarantine and isolation centres. WFP also worked to enable the response of other partners: WFP worked with UNICEF and UNFPA to enable the households of 140,500 beneficiaries receiving cash-based transfers (CBT) under WFP's nutrition and school feeding programmes to receive hygiene assistance through WFP's CBT delivery mechanism.

## Risk Management

2020 presented a complex risk climate to WFP in Syria, with direct operational implications for WFP as well as for the safety and security of employees and beneficiaries. WFP thus worked to strengthen its already robust risk management structures, while working to enable a coordinated approach to the common risks faced by the humanitarian community in Syria as co-chair of the United Nations Humanitarian Country Team Risk Management Working Group.

The outbreak of COVID-19 compounded pre-existing risks faced by WFP while also spurring entirely new risks (including direct health risks to employees, beneficiaries and partners). COVID-19 prompted WFP to develop procedures to manage these risks and to maintain effective internal controls. These aimed to 1) protect employees and beneficiaries, while 2) avoiding any interruption in the provision of life-saving humanitarian assistance.

As part of these risk mitigation efforts, WFP revised and streamlined its monitoring and evaluation processes and tools and significantly scaled up its monitoring capacity and activities. WFP also expended significant efforts on managing the risks posed by the high inflation rate and extreme food price volatility in local markets. These presented significant risks to WFP's local procurement efforts, as well as to the scale-up of CBT as a transfer modality. As a mitigation measure, WFP worked to enhance its market monitoring mechanisms, while preserving flexibility in its choice of assistance modality.

To further concretize the country office risk management framework, a risk prioritization exercise was conducted in 2020, identifying the ten key strategic, operational and fiduciary risks posing the biggest potential threats to WFP's





operation in Syria and assigning risk owners responsible for pre-emptive mitigation and risk response measures. WFP also conducted a privacy impact assessment to identify, assess and mitigate the risk arising from the processing of personal data in activity implementation.



# Partnerships

In line with WFP's commitment to Sustainable Development Goal (SDG) 17 (*Partnerships for the Goals*), WFP's partnership strategy in Syria in 2020 involved a wide range of *field-level* partnerships to maximize the reach of WFP activities; *transformative* partnerships to achieve more effective results; as well as the expansion of *enabling* partnerships that facilitate the activities of other humanitarian partners.

**WFP's achievements in Syria would not have been possible without the relationships fostered with its field-level cooperating partners.** WFP collaborated with 57 cooperating partners across Syria in 2020 and worked with most of these in the implementation of more than one activity to maximize coverage. WFP worked with 40 local non-governmental organizations (NGOs) and five international non-governmental organizations (INGOs) from inside the country, while 12 INGOs facilitated WFP's cross-border activities in north-western Syria from Turkey. Considering the complex operational considerations of the Syrian context, WFP conducted stringent due diligence assessments of all partners in line with WFP's corporate due diligence standards and risk management policy.

WFP's local cooperating partners brought a deep understanding of community needs and local contexts, geographical proximity to beneficiaries, as well as complementary technical knowledge. At the same time, WFP worked to build the capacity of its cooperating partners. Over the course of 2020, WFP conducted trainings and workshops for its cooperating partners on the humanitarian principles, the prevention of sexual abuse and exploitation, accountability to affected populations and community engagement.

**Transformative inter-agency partnerships that leverage identified synergies between interventions targeting the same population groups was an integral part of WFP's partnership approach in 2020.** As part of the inter-agency COVID-19 response, WFP piloted the joint provision of cash-based assistance with the United Nations Children's Fund (UNICEF) and the United Nations Population Fund (UNFPA). This approach enabled the households of 94,700 pregnant and lactating women (PLWG) and 45,800 children receiving cash-based transfers (CBT) through WFP's nutrition and school feeding programmes to purchase hygiene items at WFP-contracted retailers through a total of USD 3.7 million in UNICEF/UNFPA-provided top-ups to the WFP value voucher.

This approach places beneficiaries and their needs at the centre; leveraging WFP's pre-existing CBT framework (including its retailer network and technology solutions) to facilitate the provision of humanitarian assistance from multiple UN agencies through a single transfer mechanism. The modality also facilitates social distancing by decreasing population movement and interaction in the provision of assistance.

While the agreement with UNICEF was time-bound and ended in June 2020, the collaboration with UNFPA will continue until early 2021. WFP was by the end of 2020 collecting feedback on beneficiary spending patterns to inform future programme adjustments and was preparing to conduct a monitoring exercise to capture the impact of the programme on the health and welfare of beneficiaries.

In Dar'a governorate, implementation commenced in November 2020 on a 'United Nations (UN) Joint Programme to Build and Strengthen Urban and Rural Resilience and the Conditions for Recovery in Syria'; a multi-year, multi-agency programme funded by the European Union and Norway. Under the programme, WFP is partnering with the Food and Agriculture Organization of the United Nations (FAO), the UN Children's Fund (UNICEF), the UN Development Programme (UNDP), the UN Population Fund (UNFPA), and UN-Habitat; 'delivering as one' multi-sectoral interventions to build resilience in more stable areas. WFP's contribution to the programme is coordinated under Strategic Outcome 2, but involves a cross-programmatic range of nutrition, school feeding and vulnerability analysis and mapping (VAM) activities.

**Building on its comparative advantage in Syria, including its vast field footprint, long-standing country presence and technical capabilities, WFP in 2020 continued to emphasize partnerships that enable the response of other humanitarian actors.** The COVID-19 pandemic vividly illustrated the importance of strong partnerships in the face of sudden systemic shocks, and WFP participated actively in the Syria UN Country Team multi-sectoral COVID-19 response. WFP's provision of common services was an important enabling element of the response, with WFP providing logistics and telecommunications services to partners across sectors. WFP in 2020 further expanded its portfolio of common services in Syria through the establishment of the UN Humanitarian Air Service (UNHAS), providing passenger and light cargo air transport as well as medical evacuation capabilities for humanitarian partners operating in north-eastern Syria.



# CSP Financial Overview

**The contributions received for WFP's operation in Syria, while substantial, were in 2020 significantly outpaced by the rapidly growing needs.** While confirmed contributions were nine percent higher in 2020 than in 2019, WFP's needs-based budget was a full 45 percent higher, as WFP over the course of the year conducted two upwards budget revisions to the Interim Country Strategic Plan (ICSP). Overall, available resources were sufficient to cover **73 percent** of the 2020 needs-based requirement of USD 1.07 billion (including confirmed contributions and resources carried over from 2019).

As in recent years, the United States and Germany remained the two biggest donors in 2020, with the Russian Federation, Canada and the United Nations inter-agency pooled funds also providing significant amounts of funding. However, the heavy reliance on the two top donors, who together provided some 81 percent of all contributions confirmed in 2020, remains a risk which WFP is seeking to mitigate through efforts to diversify the donor base of the operation. The overall funding level also masks significant disparities in the resources available by activity, as resources were heavily skewed towards some activities by heavy earmarking.

**Flexible (unearmarked) funds made up just 3 percent of contributions received in 2020; down 68 percent from the amount received in 2019.** WFP thus prioritized the allocation of unearmarked funds towards underfunded activities to maximize the impact of each unearmarked USD spent. Considering the contextual developments and high degree of earmarking, resources allocated from the United Nations multi-donor pooled funds (including the Country-Based Pooled Funds and the Central Emergency Response Fund (CERF)) were important enabling mechanisms for WFP in 2020: Funds from the Syria Humanitarian Fund (SHF) enabled key elements of WFP's COVID-19 response, boosted WFP's provision of general food assistance (GFA), and supported the establishment of the UN Humanitarian Air Service (UNHAS) in Syria. In conflict-ravaged north-western Syria, funding received from the Syria Cross-Border Humanitarian Fund (SCHF) and CERF enabled WFP to significantly scale up the provision of emergency food assistance. Resources from CERF also allowed WFP to start the rehabilitation of public bakeries under Strategic Outcome 2.





















**48 percent of contributions received in 2020 were earmarked at the strategic outcome-level.** Contributions were mostly earmarked towards Strategic Outcome 1 (unconditional resource transfers through general food assistance [GFA] and school feeding) and Strategic Outcome 3 (nutrition). The relatively much smaller funding requirement for Strategic Outcome 4 (clusters, sectors and service provision) was also adequately covered by available resources. Strategic Outcome 2 (livelihoods, resilience and social safety nets), however, was funded at just 26 percent of the ICSP budgetary requirement.

**50 percent of contributions received in 2020 were earmarked at the activity-level;** the vast majority towards the GFA activity. 72 percent of all available resources in 2020 were allocated towards GFA, enabling WFP to maintain the reach of the activity, ensuring a consistent provision of food assistance to a record average of 4.6 million people each month.

The timeliness of contributions remained a critical factor due to the three-to-four-month lead time for the procurement and importation of food to Syria; a result of a ban on imports of Turkish origin since 2017. Advance financing received through WFP's Internal Project Lending facility was therefore a crucial instrument allowing WFP to maintain the health of the commodity pipeline. Purchases from WFP's Global Commodity Management Facility (GCMF) was also used to ameliorate global supply constraints for nutrition commodities to avoid assistance interruptions. However, significant funding confirmed late in the year explains why 2020 expenditures fell below available resources, as notable amounts of late-arriving contributions were migrated towards 2021 programme implementation.



## Annual CSP Financial Overview by Strategic Outcome

	Needs Based Plan	Implementation Plan	Available Resources	Expenditure
01: Food-insecure populations affected by the crisis, including host communities, internally displaced persons and returnees, in all governorates, have access to life-saving food to meet their basic food needs all year round.	 767,368,921	 625,579,594	 605,786,913	 458,866,970
02: Food-insecure families in urban and rural areas affected by the crisis are enabled to meet their basic food and nutrition needs and increase their self-reliance throughout the year.	 123,072,310	 44,212,658	 32,139,853	 15,530,834
03: Nutritionally vulnerable groups, especially children and pregnant and lactating women and girls, across the Syrian Arab Republic have reduced levels of malnutrition throughout the year.	 79,400,436	 43,210,035	 55,878,511	 31,231,449
04: Humanitarian partners across the Syrian Arab Republic benefit from augmented logistics and emergency telecommunications capacity and Air services, enabling them to provide humanitarian assistance throughout the crisis.	 11,199,624	 5,322,052	 11,987,860	 6,703,164
Total:	 981,041,291	 718,324,339	 705,793,137	 512,332,417

The annual financial figures presented in this table are aggregated at Strategic Outcome level. The full presentation of the annual financial overview for the CSP, including breakdown of financial figures by activity, resources not yet allocated to a specific Strategic Outcome, Direct Support Costs and Indirect Support Costs are available in the Annual Financial Overview for the period 01 January to 31 December 2020.

# Programme Performance

**Strategic outcome 01: Food-insecure populations affected by the crisis, including host communities, internally displaced persons and returnees, in all governorates, have access to life-saving food to meet their basic food needs all year round.**



Through two activities, unconditional resource transfers (general food assistance, GFA) and school feeding, WFP under Strategic Outcome 1 of the Syria Interim Country Strategic Plan (ICSP) aimed to address the high and growing food assistance needs in Syria while using schools as a platform to enhance the food security and nutrition status of children, to incentivize families to send children to school and to restore and stabilize access to education.

While the needs-based budgetary requirement of Strategic Outcome 1 was 79 percent covered, 2020 expenditures fell significantly below the resources available. This is primarily the result of COVID-19-related school closures, as well as the migration of late-arriving contributions towards 2021 activity implementation.

## General Food Assistance

As in previous years, GFA was the largest WFP activity implemented in Syria in 2020, accounting for two-thirds of WFP's needs-based budget and with 72 percent of all available resources allocated to the activity. In response to growing needs, WFP in 2020 increased its planned monthly number of GFA beneficiaries from 4.5 million people to 5.9 million people [1]. However, resources received were insufficient to fully operationalize this scale-up. Resource constraints instead forced WFP to lower the caloric value of the GFA food basket to avoid having to reduce the number of beneficiaries assisted.

**WFP reached a cumulative total of 5.3 million people with GFA in 2020 through 31 cooperating partners across all 14 governorates of Syria.** While this is below the number of *unique* beneficiaries reached in 2019, WFP was able to reach more people on a consistent monthly basis, with an average of 4.6 million people assisted each month; 24 percent (895,000 people) above the 2019 monthly average. Distribution performance remained very high, with on average 98 percent of planned beneficiaries reached each month. The activity does not target specific age/gender groups, but targeting is based on gender-sensitive assessments and implementation partially integrates gender and through gender-disaggregated monitoring. Activity 1 was thus assigned Gender and Age Marker Monitoring (GaM-M) code 1.

In response to COVID-19, WFP increased the number of GFA distribution days and distribution shifts to avoid crowding at food distribution points (FDPs), established hand washing areas at FDPs, and mandated the use of personal protective equipment for WFP and cooperating partner staff. WFP also worked with the United Nations Children's Fund (UNICEF) to include soap in each GFA ration. As part of the Health Sector-led response to COVID-19, WFP, under the GFA activity and in cooperation with the World Health Organization, implemented an institutional feeding programme designed to assist vulnerable people in COVID-19 quarantine and isolation centres. Under the programme, food assistance was provided to 13,600 people in 18 such centres across six governorates.

The deteriorating food security situation is vividly reflected in WFP monitoring data, which show a deterioration across most GFA outcome indicators. Only 38 percent of households had acceptable levels of food consumption in 2020, a 31 percent decline from 2019. In parallel, the percentage of households with borderline and poor food consumption increased by 24 and 66 percent, respectively, with the sharpest deterioration seen over the first half of 2020. These outcomes are roughly aligned with the extreme food price growth seen over the same time period and indicates decreasing access to supplementary food from other sources in households' food consumption mix. This, combined with the concurrent reduction of the GFA ration size, is likely to be driving the growing food consumption gap seen among GFA beneficiaries.

WFP in July 2020 started piloting the use of cash-based transfers (CBT) as a GFA transfer modality. The pilot targeted 35,000 people in Damascus and Rural Damascus governorate with a hybrid assistance package consisting of a partial in-kind food ration combined with an electronic value voucher. The hybrid modality is designed as a mitigation measure in response to the unstable macro-economic conditions in Syria; providing beneficiaries with the commodities with the highest price fluctuations and scarcity in-kind. However, while beneficiary feedback indicated a clear preference for the hybrid modality, the sharp increase in the cost of basic food items, as well as the unfavourable official exchange rate means that the hybrid modality remains much more expensive than pure in-kind assistance, hampering a large-scale expansion of the use of the modality.

## School Feeding

**Under the school feeding activity, WFP reached a total of 1.1 million children in more than 5,200 schools across all 14 governorates.** The activity was implemented in coordination with the Ministry of Education and in cooperation with UNICEF and 20 Syrian non-governmental organizations. The school feeding-activity was severely impacted by the COVID-19 pandemic, which forced the closure of all schools across the country from March to September. WFP's in-school provision of assistance was as such suspended from mid-March to October, precluding the collection of outcome monitoring data [2]. The activity is tailored to the specific needs of children and contributes to gender equality outcomes through a focus on addressing the gap in educational attainment between girls and boys. Activity 2 was thus assigned GaM-M code 4, indicating the full integration of gender and age considerations.

To maximize outreach, WFP's school feeding activity was conducted through three components:

**Component 1**, the in-school provision of fortified snacks, comprised the bulk of WFP's school feeding activity, and WFP reached one million children under the component in 2020. However, in-school assistance was only provided from January to March and October to December due to school closures. The fortified snacks stored at schools at the time the activity was suspended were therefore distributed as take-home rations to 400,000 students when collecting their end-of-year results. Further, to ensure the continuity of assistance to as many affected children as possible, WFP distributed fortified snacks as an alternative take-home ration in June to 375,000 households in sub-districts covered by the component.

**Component 2** of the activity involves the provision of daily fresh meals to children in eastern Aleppo city. The component also serves as an income-generating activity for the vulnerable women who make up the workforce, most of whom are either internally displaced or returnees with no other source of income. Assistance was suspended for the full duration of the school closure period, affecting 30,000 children. However, once schools re-opened on 13 September, WFP moved quickly to resume assistance and had just one week later resumed the provision of fresh meals.

Under **Component 3**, WFP reached 56,900 out-of-school children enrolled in the UNICEF supported "Curriculum B" accelerated learning programme with CBT (electronic value vouchers). This was the only component of the activity which remained operational throughout 2020, and in response to COVID-19, all assistance conditionality was waived starting in April. Further, as part of the COVID-19 response, WFP in May signed an agreement with UNICEF, adding a transfer value top-up in May and June to the CBT voucher for the purchase of hygiene items. This enabled the families of children enrolled in the programme to purchase food and hygiene items with a combined WFP-UNICEF entitlement in WFP-contracted shops based on self-identified needs.

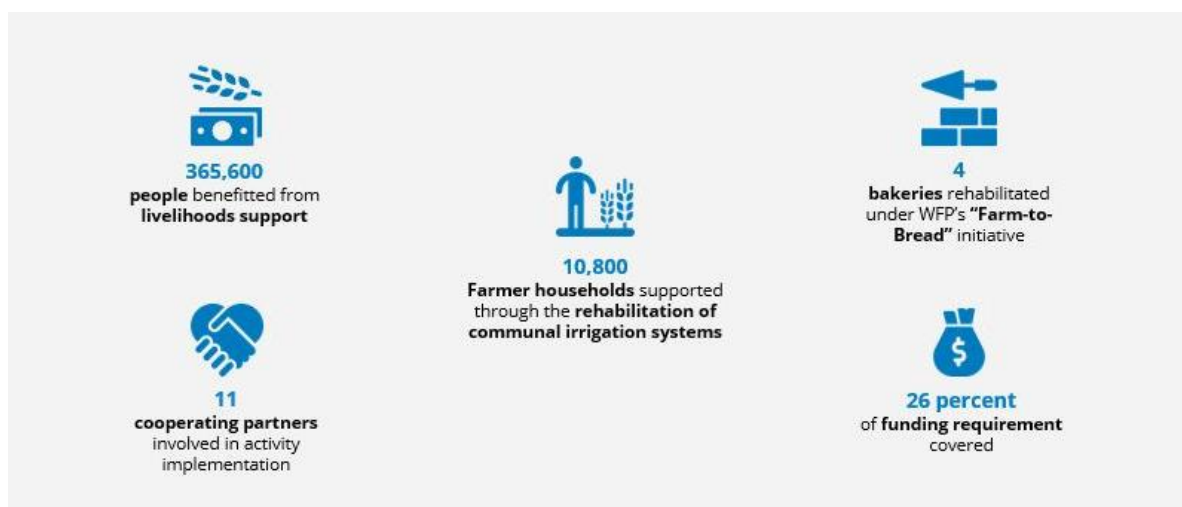
Beyond the regular school feeding, WFP, in coordination with UNICEF, the Syrian Arab Red Crescent and the International Committee of the Red Cross, assisted 4,000 children arriving from areas outside of government control and from Lebanon to government-controlled areas to sit for their national exams.

WFP in 2020 revised the targeting strategy for the school feeding activity, re-focusing the activity on geographical areas of Syria where food security, nutrition and education indicators were the poorest. Going forward, WFP will continue to refine its school feeding strategy in Syria, responding to findings of the 2014-2019 Evaluation of Emergency School Feeding in Syria conducted in 2020. As an element of these efforts, WFP and UNICEF have agreed to strengthen their partnership in Syria further, working more closely together to enhance the learning environment, provide complementary activities and to improve access to formal and informal education.



<b>WFP Gender and Age Marker</b>	
<b>CSP Activity</b>	<b>GAM Monitoring Code</b>
Activity 1: Provision of general food assistance in the form of regular in-kind or CBT monthly food assistance with ready-to-eat rations in the initial phase of displacement.	1
Provision of school meals for pre- and primary schoolchildren in regular schools and CBTs to out-of-school children enrolled in informal education or alternative learning opportunities.	4

## Strategic outcome 02: Food-insecure families in urban and rural areas affected by the crisis are enabled to meet their basic food and nutrition needs and increase their self-reliance throughout the year.



### Livelihoods, Resilience and Social Safety Nets

The livelihoods and resilience of Syrian families have been severely eroded after almost a decade of crisis. Even before the 2019-2020 economic downturn, the Syrian crisis is estimated to have resulted in at least USD 118 billion in physical capital destruction [1], including housing, productive assets and communal infrastructure. The result has been a near-total collapse of food systems in many rural and urban areas, which has led to widespread food insecurity and food assistance dependency. Changing geographic patterns of insecurity meant that 450,000 internally displaced persons (IDPs) returned to their areas of origin in 2020, often returning to areas that have seen widespread destruction of the assets and infrastructure their livelihoods depend on.

In response, WFP implements a range of projects under Strategic Outcome 2 of the Syria Interim Country Strategic Plan (ICSP) designed to boost livelihoods, reconstitute resilience and support local communities. These efforts contribute to Sustainable Development Goal (SDG) 2 (*Zero Hunger*), in addition to having significant positive multiplier effects towards SDGs 1 (*no poverty*), 4 (*quality education*), and 5 (*gender equality*).

To ensure that interventions have sustainable impacts, WFP made significant shifts in its strategy for Strategic Outcome 2 in 2020, pivoting from a focus on interventions at the individual and household-level towards community-level asset and value chain support projects. This approach, built on four pillars, contributes to SDG targets 2.1 (*end hunger*), 2.3 (*agricultural productivity*) and 2.4 (*sustainable food systems*) and aligns directly with the three nodes of the humanitarian-development-peace 'triple nexus' by 1) providing food assistance to save lives and avoid asset depletion; 2) restoring food systems to re-build livelihoods and enable sustainable food security; and 3) promoting social cohesion through strengthening the resilience of local communities in previously conflict-affected areas:

**Pillar 1** of the strategy includes **A**) food assistance for assets: the provision of training and inputs (such as seeds, saplings, pesticides, fertilizers, drip irrigation kits, hens or fodder) to enhance the asset base of households and to develop income-generating opportunities such as kitchen gardens, thyme cultivation, poultry or fish farming, and cooperative food processing units (beneficiaries are also provided with protective food assistance to discourage the use of asset-depleting coping mechanisms); and **B**) communal agrarian infrastructure rehabilitation in previously conflict-affected rural areas. Under Pillar 1B, WFP commenced the rehabilitation of communal irrigation systems in Deir Ezzor and Aleppo governorate. In Deir Ezzor governorate, WFP and the Food and Agriculture Organization of the United Nations (FAO) completed an irrigation rehabilitation project which boosted the agricultural production potential of 6,000 households in four villages in the previously Islamic State of Iraq and the Levant (ISIL)-controlled Mayadin district. Further, WFP in cooperation with the Greek Orthodox Patriarchate of Antioch and All the East, Department of Ecumenical Relations and Development (GOPA-DERD) also completed the rehabilitation of communal water pumping stations in 12 locations in the governorate with the direct involvement of local communities, benefitting 4,800 farmer households.

Under **Pillar 2** (*food assistance for training, FFT*), WFP conducts vocational skills training, start-up toolkits and business development support to facilitate labour market re-entry. While this pillar was mostly suspended due to COVID-19, WFP conducted a vocational training project with 4,700 participants in Rural Damascus governorate in cooperation with the



Institut européen de coopération et de développement (IECD).

**Pillar 3** (*market access support/farm-to-bread' value chain restoration*) involves food system support, including support to wheat and bread value chains across farms, mills, and bakeries in vulnerable and previously conflict-affected areas. Under this pillar, WFP provides inputs and light rehabilitation works with the dual objective of creating jobs while enhancing access to affordable bread – a staple of the Syrian diet. Under Pillar 3, WFP launched rehabilitation works at seven bakeries in Aleppo, Dar'a and Deir Ezzor governorate. By the end of the year, primary works were completed at four bakeries in Dar'a and Aleppo governorate, with works at the remaining three bakeries expected to be completed by the first quarter of 2021.

Under **Pillar 4** (*social protection and social safety nets*), introduced in 2020, WFP explored ways to leverage its considerable in-country and corporate experience to build resilience by strengthening national social protection and safety net systems. As part of these efforts, a strategy for social protection engagement was developed by WFP, and a joint United Nations (UN) Vision Paper was drafted together with the United Nations Development Programme (UNDP) and the United Nations Children's Fund (UNICEF) to facilitate a coordinated dialogue with national authorities. Further, in response to COVID-19, the Ministry of Social Affairs and Labour (MoSAL) in April established a National Campaign for Emergency Social Response for families affected economically by COVID-19, with WFP co-leading the joint MoSAL-UN technical committee established to ensure a coordinated response. WFP also conducted a comprehensive study of the socio-economic impacts of COVID-19, feeding into an inter-agency impact assessment led by UNDP, as well as the UN Country Team Framework for the Immediate Socio-Economic Response to COVID-19.

In addition to these efforts, and in line with the revised strategy, WFP also embarked on a multi-year (2020-2022) UN Joint Programme to 'Build and Strengthen Urban and Rural Resilience and the Conditions for Recovery in Syria'. Under the programme, WFP is partnering with the Food and Agriculture Organization of the United Nations (FAO), UNICEF, UNDP, the UN Population Fund (UNFPA) and UN-Habitat on coordinated interventions focused on urban area recovery, basic services restoration, as well as community and household-level livelihoods support in Dar'a and Deir Ezzor governorate. Programme implementation started in Dar'a governorate in November, and WFP's contribution to the programme involves a range of livelihoods, nutrition, school feeding and vulnerability analysis and mapping (VAM) activities.

Across the four pillars, WFP worked with 11 cooperating partners across 12 of 14 governorates (all except Idlib and Damascus governorate). Household-level assistance was provided through in-kind food distributions as well as cash-based transfers (CBT, via value vouchers). Interventions under Strategic Outcome 2 are designed based on integrated gender and age analysis, and WFP works to systematically engage women in project design. Further, WFP's household-level interventions prioritize households headed by women where feasible, aiming to enhance their self-sufficiency. As such, the activity was assigned Gender and Age Marker Monitoring code 4.

The activity was in 2020 funded at approximately one-fourth of the budgetary requirement of the needs-based plan, and WFP was therefore unable to implement the activity at the planned scale. **Overall, approximately 365,650 people benefitted from WFP's interventions under Strategic Outcome 2 in 2020:** WFP directly assisted 109,700 people with in-kind or CBT transfers through its household- and group-based interventions (under Pillars 1A and 2), with an additional 40,450 people benefitting from capacity strengthening interventions (under Pillar 1A). A further 215,500 people were supported through WFP's food value chain restoration projects [2]: 54,000 people through its completed irrigation rehabilitation projects in Deir Ezzor governorate (under Pillar 1B) and 161,500 people through completed bakery rehabilitation works in Dar'a and Aleppo governorates (under Pillar 3).

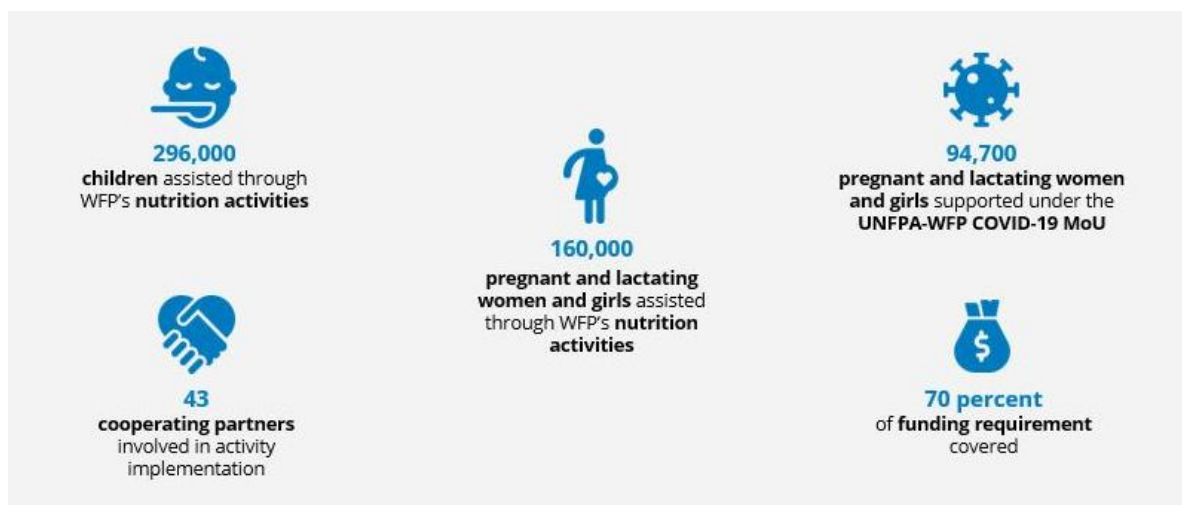
In line with the overall food security deterioration, outcome monitoring data show a significant increase since 2019 in the use of the most severe types of asset-depleting livelihood-based coping mechanisms among all beneficiary household groups. Further, while the rate of acceptable food consumption increased slightly for beneficiaries receiving in-kind food assistance as compared to 2019, the rate of acceptable food consumption dropped by 58 percent for households receiving their entitlement as CBT. Overall, the share of beneficiary households reporting poor food consumption was three times higher among CBT beneficiary households as compared to households receiving their assistance in-kind.

The worrying outcomes observed among beneficiaries receiving their entitlement as CBT is likely related to the high inflation rates, where extreme food price growth resulted in reduced purchasing power for beneficiaries. Going forward, WFP will more closely monitor the effects of different transfer modalities and establish mechanisms that trigger when a modality shift might benefit outcomes.



WFP Gender and Age Marker	
CSP Activity	GAM Monitoring Code
Provision of livelihood support through household- and communal-level asset creation through food assistance for assets (FFA) activities and enhanced human capital through food assistance for training (FFT).	4

**Strategic outcome 03: Nutritionally vulnerable groups, especially children and pregnant and lactating women and girls, across the Syrian Arab Republic have reduced levels of malnutrition throughout the year.**



Acute malnutrition prevalence has typically been relatively low in Syria in recent years (although with notable geographic variation), while chronic malnutrition has been a persisting nutritional problem even before the current crisis. However, the growing levels of food insecurity across Syria in 2020 spurred concerns over a similar deterioration of the nutrition situation, with indications of a notable decline in the nutritional status of the most vulnerable segments of the Syrian population, pregnant and lactating women and girls (PLWG) and children. Over the second half of 2020, an increase in the number of admitted cases of acute malnutrition identified and treated was noted across the country, with a notable increase in the prevalence of acute malnutrition reported among PLWG in north-western Syria.

The nutrition situation in conflict-affected north-western Syria was of particular concern. Nutrition surveillance conducted by the United Nations Children's Fund (UNICEF) in north-western Syria found that the prevalence of chronic malnutrition (stunting) among children increased by 74 percent from May 2019 to September 2020, reaching 33 percent. For PLWG, the prevalence of acute malnutrition reached an estimated 11 percent by September 2020. In response, WFP worked with UNICEF to conduct more systematic monitoring of malnutrition incidences, as such a deterioration, if not properly addressed, could have devastating, long-term and intergenerational impacts.

WFP's nutrition programme in Syria, conducted under Strategic Outcome 3 of the WFP Syria Interim Country Strategic Plan, was designed in line with WFP's global Nutrition Policy, working towards Sustainable Development Goal 2, Target 2 (*End all forms of malnutrition*). The programme encompasses two activities: A malnutrition **prevention** activity focused on the prevention of acute malnutrition and micronutrient deficiencies among children aged 6-23 months and PLWG, and a malnutrition **treatment** activity focused on the treatment of Moderate Acute Malnutrition (MAM) among children aged 6-59 months and PLWG. The activities were designed, implemented and monitored targeting specific gender and age groups and were as such assigned WFP Gender and Age Marker Monitoring (GaM-M) code 4, indicating the full integration of gender and age considerations.

While activity implementation was temporarily affected by disruptions to the global supply of nutrition commodities, WFP was able to keep the nutrition programme operational throughout the year despite COVID-19, and WFP's 2020 beneficiary reach was higher than in 2019. The strategic outcome was well-funded, with available resources sufficient to cover 70 percent of the needs-based requirement. **As such, WFP was able to reach a total of 455,600 women, girls and boys across its nutrition activities in 2020, ten percent more than in 2019.**

#### **Prevention of Acute Malnutrition and Micronutrient Deficiencies**

The malnutrition prevention activity was conducted through 43 national and international cooperating partners, in cooperation with Nutrition Sector partners such as the United Nations Population Fund (UNFPA). WFP assisted 417,800 beneficiaries under the activity in 2020 across all 14 governorates of Syria through four components:

**Component 1** entails the provision of specialized nutritious food (Lipid-based Nutrient Supplement-Medium Quantity (LNS-MQ/Plumpy'Doz™) to prevent malnutrition and micronutrient deficiencies among children aged 6-23 months; The provision of LNS-MQ targets children among families enrolled in WFP's general food assistance (GFA) activities, and WFP

reached some 272,600 children over the course of 2020 under the component. While the activity remained operational throughout the year, COVID-19 had significant operational impacts. A decrease in the number of beneficiaries accessing malnutrition prevention distributions centres and registering in the activity was noted in early 2020 due to movement restrictions and transmission concerns among beneficiaries. This is reflected in 2020 outcome results showing a significant drop in coverage and adherence rates as compared to 2019.

Under **component 2**, WFP provides cash-based transfers (CBT, via value vouchers) to PLWG to improve their dietary diversity and micronutrient intake. WFP worked through 28 cooperating partners to reach 145,200 PLWG in 2020. WFP continued its successful partnership with UNFPA through which beneficiaries are encouraged to seek essential pre- and post-natal health care as well as family planning services at UNFPA-supported clinics. Through the contracting of additional retailers for the redemption of value vouchers, the component also worked to support the local economy through transfers of USD 23.6 million made over the course of the year. While monitoring findings show that 71 percent of beneficiaries achieved minimum dietary diversity, this is a decrease of seven percentage points from 2019 and somewhat below target. It is worth noting that similar findings were seen for beneficiaries of other activities receiving CBT to purchase their own food in 2020; likely related to the dramatic depreciation of the Syrian pound seen in 2020, which spurred rapid and unpredictable increases in the prices of food commodities over the course of the year.

As part of the COVID-19 response, WFP in May signed a Memorandum of understanding with UNFPA, enabling households of PLWG enrolled in the programme to receive a transfer value top-up to their WFP value voucher to purchase hygiene items. This joint approach was piloted for an initial three months in Dar'a governorate in southern Syria, and by the end of the year, WFP and UNFPA had expanded the collaboration to cover all governorates of the country except As-Sweida and Idlib governorates.

Beyond the direct provision of assistance, **component 3** includes capacity strengthening of national stakeholders related to salt iodization and wheat flour fortification, while **component 4** includes social and behavioural change communication to beneficiaries and caregivers on dietary diversity, nutrient intake and infant and young child feeding practices.

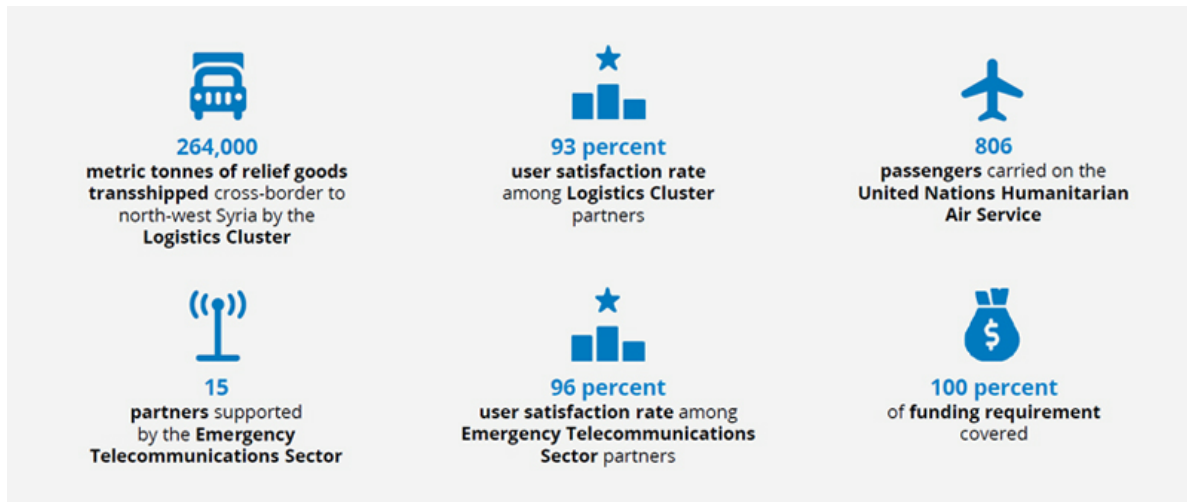
#### **Treatment of Moderate Acute Malnutrition (MAM)**

WFP treated 37,800 PLWG and children suffering from MAM in 2020 (23,100 children aged 6-59 months and 14,700 PLWG), an increase of 39 percent from 2019. The activity was implemented jointly with UNICEF and the World Health Organization under the umbrella of the Nutrition Sector and was implemented in collaboration with 18 cooperating partners. The activity is implemented through a community management of acute malnutrition (CMAM)-approach where community outreach workers conduct screenings, referrals, on-site treatment and follow-up visits for management of malnutrition cases at both fixed and mobile clinics.

While WFP's CMAM activities continued despite COVID-19, the pandemic negatively impacted WFP's ability to achieve the desired outcome targets. The use of mobile clinics was suspended for close to half of 2020 due to COVID-19-related movement restrictions, and WFP's cooperating partners reported a significant decline in women, girls and boys reporting for malnutrition treatment follow-up appointments over the first half of 2020. This is reflected in outcome results showing a notable increase in the rate of beneficiaries not returning to the programme (defaulting) and, perhaps more concerning, a corresponding decrease in recovery rates for both PLWG and children. Based on these outcomes, WFP is working to strengthen its communication and outreach to communities in a bid to reduce default rates.

<b>WFP Gender and Age Marker</b>	
<b>CSP Activity</b>	<b>GAM Monitoring Code</b>
Treatment of moderate acute malnutrition in children aged 6–59 months and pregnant and lactating women and girls.	4
Prevention of acute malnutrition and micronutrient deficiencies in children aged 6–23 months and pregnant and lactating women and girls.	4

**Strategic outcome 04: Humanitarian partners across the Syrian Arab Republic benefit from augmented logistics and emergency telecommunications capacity and Air services, enabling them to provide humanitarian assistance throughout the crisis.**



With its expansive field footprint across Syria, WFP has throughout the Syrian crisis played a key enabling role in the inter-agency humanitarian response through the provision of critical logistics and emergency telecommunication services. WFP in 2020 further expanded its portfolio of common services in Syria through the establishment of the United Nations (UN) Humanitarian Air Service (UNHAS), cementing its role as the service provider of choice for the humanitarian community. These activities were conducted under Strategic Outcome 4 of the Syria Interim Country Strategic Plan (ICSP), in line with strategic result 8 of the corporate WFP Strategic Plan (*Enhance global partnerships*), and in contribution to the achievement of Sustainable Development Goal 17 (*Partnerships for the Goals*). The success of these efforts was reflected in high levels of user satisfaction among partners across all activities.

Overall, Strategic Outcome 4 was well-funded in 2020, with resources available to cover the entire needs-based budgetary requirement. However, several factors resulted in expenditures falling significantly below available resources: contextual changes meant that no Logistics Cluster-facilitated inter-agency convoys were conducted in 2020. Further, multiple Emergency Telecommunications Cluster (ETC) projects were delayed due to COVID-19 and related movement restrictions as well as staff unavailability.

**Logistics Cluster**

The WFP-led Logistics Cluster in 2020 continued to facilitate access to humanitarian logistics services, including transshipment services, warehousing, surface transport, fuel provision, coordination and capacity building. Under the Whole-of-Syria coordination framework, the Logistics Cluster supported 79 partners, including UN agencies, national and international non-governmental organizations as well as national societies operating inside Syria (and in Turkey).

The key output of the Logistics Cluster was the facilitation of Security Council-authorized cross-border transshipment services for UN agencies delivering humanitarian cargo to areas of Syria inaccessible from inside the country [1]. While the transshipment operation remained critical to ensure sustained humanitarian access, particularly to north-west Syria, the humanitarian space for cross-border activities shrank significantly in 2020. Through the adoption of UN Security Council Resolution 2504 (2020) in January and Resolution 2533 (2020) in July, the border crossings of Al-Yarubiyah (from Iraq to north-eastern Syria), Al-Ramtha (from Jordan to southern Syria) and Bab al-Salam (from Turkey to north-western Syria) were all excluded from the re-authorizations of the operation. This left the Bab al-Hawa crossing from Turkey to north-western Syria as the only operational entry point for UN cross-border deliveries as of July 2020.

In response, the Logistics Cluster moved to rapidly expand the transshipment hub at the remaining Bab al-Hawa crossing to absorb the lost capacity; doubling the physical size of the hub from 5,000 to 10,000 square meters. In response to COVID-19, the Logistics Cluster also tripled the available office space at the hub to facilitate appropriate physical distancing for all workers, drivers and staff. Thanks to these efforts, the Logistics Cluster was able to sustain the cross-border movement of relief goods with no disruption to humanitarian operations.

Overall, 12,082 trucks were transshipped by the Logistics Cluster into Syria from Turkey in 2020. This is the highest number of trucks transshipped in a year since the operation began in 2014, and a 50 percent increase over 2019. The Logistics Cluster successfully maintained the pace of operations throughout the year despite the impacts of COVID-19 and the comprehensive mitigation measures put in place at the transshipment hubs: May 2020 marked the highest number of trucks ever transshipped into Syria in a single month, with 1,781 trucks crossing into Syria from Turkey.

WFP remained the biggest user of the cross-border operation, with 9,265 trucks carrying WFP commodities transhipped into Syria from Turkey in 2020, 79 percent of the total. Cross-border deliveries accounted for more than one-third of all WFP assistance delivered in Syria in 2020. Overall, the total tonnage of WFP commodities dispatched via the cross-border operation doubled in 2020 as compared to 2019 in conjunction with WFP's scale-up of humanitarian operations in north-western Syria.

Inside Syria, and as part of the inter-agency COVID-19 response, the Logistics Cluster in 2020 also facilitated access to free-to-user air cargo transport services from Damascus to north-eastern Syria (Qamishli, Al-Hasakeh governorate) for humanitarian organizations. Linked to this service, the Logistics Cluster also facilitated access to land transport from Qamishli Airport to final delivery points as well as access to temporary storage.

### **Emergency Telecommunications Cluster**

The WFP-led Emergency Telecommunications Cluster (ETC) in 2020 continued its work as a key enabler of the humanitarian response, facilitating shared security telecommunications and Internet connectivity services benefiting the humanitarian community in Syria. The ETC directly supported humanitarian response activities inside Syria and was an important partner in the facilitation of Logistics Cluster-facilitated cross-border movement. Across eight common operational areas, Aleppo, Damascus, Deir Ezzor, Hama, Homs, Qamishli, Tartous and Latakia, the ETC provided its services to over 500 humanitarian workers from 15 partner organizations in 2020.

The ETC in 2020 started a country-wide upgrade of the humanitarian security telecommunications infrastructure across Syria in coordination with the UN Department of Safety and Security (UNDSS) and the Telecommunications Security Standards (TESS) project. The project supports the safety and security of humanitarian staff by migrating and significantly upgrading the capacity and availability of security telecommunications equipment and services. Despite COVID-19-related delays, the first phase of the project was finalized by the end of 2020, with upgrades completed in Damascus, Aleppo, Homs and Qamishli (Al-Hasakeh governorate), with the second phase set to commence in Tartous in 2021.

While movement restrictions delayed some planned activities, the ETC was in 2020 able to conduct multiple missions in support of the humanitarian community in Syria. In March, the ETC and UNDSS deployed a telecommunications associate to Tartous to improve VHF radio services. In June, the ETC finalized the installation of a fibre link at the UN Hub in Aleppo city, significantly improving connectivity services. The ETC also worked with OCHA and the UN Mine Action Service (UNMAS) to install telecommunications equipment in OCHA and UNMAS vehicles to support the safety and security of their staff.

Overall, the success of these efforts is reflected in a very high satisfaction rate of 96 percent among users of ETC services in 2020. This is significantly above target and an increase of 10 percentage points since 2019, with users particularly noting satisfaction with the upgrades made to the security telecommunications infrastructure.

### **United Nations Humanitarian Air Service**

Vast distances and localized insecurity make road travel between Damascus (located in south-western Syria) and the north-eastern areas of the country difficult, time-consuming and potentially dangerous. Many humanitarian organizations are not permitted to use commercial flights in Syria, and frequent and unpredictable flight cancellations has made reliable staff movement between Damascus and Qamishli (Al-Hasakeh governorate, the location of the United Nations hub) difficult.

As such, a needs assessments survey was conducted by OCHA in late December 2019, which revealed substantial interest from the humanitarian community in the establishment of the United Nations Humanitarian Air Service (UNHAS) in Syria. Based on this, WFP proceeded to add an UNHAS activity under Strategic Outcome 4 of the ICSP through a budget revision approved in March 2020. Thanks to contributions from Ireland, Norway and the Syria Humanitarian Fund, WFP was able to proceed with the necessary arrangements, and on 26 June, the aircraft chartered by WFP to operate UNHAS flights in Syria arrived in Damascus.

The first flight on the Damascus-Qamishli-Damascus route was completed on 02 July. By the end of 2020, UNHAS had carried 806 passengers and 15.4 metric tonnes of light cargo (including COVID-19-related medical supplies and personal protective equipment), supporting the humanitarian response of 26 humanitarian organizations in north-eastern Syria across the Food Security, Nutrition, Health, Shelter, Non-Food Items (NFI) and Water, Sanitation and Hygiene (WASH) sectors. UNHAS also provided critical medical and security evacuation services for humanitarian organizations and supported diplomatic missions. UNHAS plans to further expand its route network going forward,



with flights from Damascus to Aleppo commencing in January 2021.



# Cross-cutting Results

## Progress towards gender equality: Improved gender equality and women's empowerment among WFP-assisted population

In 2020, continued conflict, COVID-19 and the economic downturn compounded a multitude of pre-existing vulnerabilities that disadvantage Syrian women and girls. 2020 saw conflict-induced population displacement on a massive scale, with women and girls at greater risk of harm and exploitation during flight. COVID-19 exacerbated the exposure of women and girls to gender-based violence and restricted their access to sexual and reproductive health services. At the same time, women in Syria, with fewer assets and savings, remain particularly vulnerable to economic deterioration. These factors worked to further undermine their food and nutrition security. While the food security situation in Syria deteriorated dramatically for all household groups in 2020, households headed by women were disproportionately affected: according to WFP data, 55 percent of households headed by women were food insecure in 2020, compared to 50 percent of households headed by men [1].

As such, WFP endeavoured through the design and implementation of all its activities to ensure they remained gender-responsive, conscious of the inherent synergies between Sustainable Development Goal 2 (*Zero Hunger*) and 5 (*Gender Equality*). Women and girls represented the majority of WFP's beneficiaries in 2020, and WFP prioritized households headed by women for assistance where possible, aiming for transformative outcomes that increase their decision-making power at the household, community, and societal level. The positive outcome of this work is illustrated by 2020 monitoring data showing that, in 80 percent of beneficiary households receiving unconditional resource transfers (general food assistance), decisions on the use of the assistance received were made jointly or by women.

While COVID-19 presented significant challenges, WFP was able to safely continue its gender-sensitive programmatic initiatives thanks to the country office-developed COVID-19 standard operating procedures. Under WFP's nutrition programme, WFP continued to complement assistance with awareness sessions for beneficiary households on the link between gender equality and nutrition issues. WFP also continued its partnership with the United Nations Population Fund (UNFPA) whereby pregnant and lactating women and girls enrolled in WFP's nutrition programme can access complementary UNFPA healthcare services. WFP in 2020 sought to gather evidence of the impact and outcomes of this collaboration, with beneficiary consultations starting in Aleppo in October and eventually set to take place across all WFP field offices. Under the livelihoods, resilience and social safety-nets activity, WFP emphasized the capacity building of women, especially in rural areas, aiming to strengthen economic empowerment through trainings and the development of technical skills.

WFP in 2020 invested significantly in enhancing its Monitoring and Evaluation (M&E) systems, including mainstreaming and standardizing the safe collection of gender-sensitive data. As part of these efforts, the WFP Syria Gender and Protection-unit in collaboration with the WFP Syria M&E unit developed a methodology for the collection of such data to generate evidence on the impact of cash-based transfers (CBT) on domestic gender dynamics. The methodology will be launched through a study set to be conducted in southern Syria in early 2021, and which will inform WFP's strategy for the further expansion of CBT programming in Syria.



**Protection and accountability to affected populations: Affected populations are able to benefit from WFP programmes in a manner that ensures and promotes their safety, dignity and integrity. Affected populations are able to hold WFP and partners accountable for meeting their hunger needs in a manner that reflects their views and preferences**

### **Protection**

More than nine years of crisis has spawned a multitude of protection risks for the affected population in Syria and indications are that COVID-19 and the overall economic downturn significantly compounded these risks in 2020. A convergence of factors, including protracted displacement, violent conflict, and a deteriorating access to basic goods and services has triggered the widespread deployment of harmful coping strategies. Exposure to gender-based violence (GBV) among women and girls grew, as movement restrictions limited mobility and soaring unemployment rates and spreading poverty made households more likely to resort to child labour and early or forced marriage as economic coping mechanisms.

In response to the protection risks posed by COVID-19, WFP developed standard operating procedures to ensure the protection of beneficiaries. WFP, through its cooperating partners, established physical protection measures at food distribution points (FDPs), and increased the number of FDPs as well as the frequency of distributions to avoid crowding. Further, limited door-to-door distributions were conducted in some remote areas and areas with a high number of older beneficiaries and/or beneficiaries living with disabilities in Dar'a, Homs, Quneitra, and Rural Damascus governorate. Overall, these efforts resulted in 92 percent of WFP beneficiaries reporting that they felt safe when receiving their entitlements and that everything possible was being done by WFP to protect them from the risk of contracting COVID-19 according to WFP monitoring data.

Continuing efforts to respond to the findings of the Evaluation of the WFP Regional Response to the Syrian Crisis (2015-2018), WFP worked to strengthen the protection capacity of WFP and cooperating partner staff. Through gender and protection focal points now in place across all field offices, WFP conducted online as well as in-person trainings designed to equip field staff with the tools to meaningfully mainstream protection issues in programme implementation. In line with WFP's zero tolerance policy towards sexual exploitation and abuse, WFP expended significant resources to enhance its Prevention from Sexual Exploitation and Abuse (PSEA) efforts. By the end of 2020, WFP had appointed a designated PSEA focal point at every WFP field office. This nationwide network worked to ensure that responsive and preventative PSEA measures are taken by WFP and its cooperating partners across activity implementation in all areas of the country.

WFP conducted several activities to enhance internal procedures and controls related to the protection of beneficiaries as well as WFP's own staff. WFP conducted an internal assessment of the working conditions of daily labourers employed at warehouses in Damascus to ensure that women and men employed in WFP's logistics operation could work free from exploitation and/or abusive behaviour. WFP has also developed standards for the accessibility of FDPs to ensure people living with disabilities have unrestricted access to WFP assistance. This is embedded in and monitored through WFP's monitoring and evaluation (M&E) activities, which also capture the disability status of beneficiary household members. Going forward, WFP is working to further enhance the integration of disability inclusion in monitoring and programme analysis.

Overall, close to no beneficiaries across the activities conducted by WFP in 2020 reported facing issues accessing WFP programmes or related to their safety or dignity when collecting WFP assistance. These encouraging results are in line with the similarly positive findings seen in recent years.

### **Accountability to Affected Populations**

WFP in 2020 continued work to fulfil its accountability to affected populations (AAP) commitments in Syria, the COVID-19 pandemic presented significant challenges to these efforts. Feedback from beneficiaries indicate that in-person communications remains the preferred option to receive information, but face-to-face beneficiary communication efforts were significantly hampered due to COVID-19. As such, WFP's PSEA hotline remained WFP's primary way of collecting complaints and feedback from beneficiaries, and WFP boosted the capacity of the hotline by hiring two additional dedicated staff members.

Across activities, monitoring results show that relatively few beneficiaries overall reported being well-informed about targeting criteria, their entitlement, and the duration of the assistance they receive in 2020. In response to similar findings from 2019, WFP in 2020 hired a dedicated Community Engagement Officer and started work on a comprehensive Beneficiary Communications Strategy. A key element of this strategy is the standardization of messaging that inform WFP beneficiaries of targeting criteria, ration size and composition and other key elements of their entitlement; increased investment in capacity strengthening of cooperating partners, as well as direct support to cooperating partners in the development of messaging narratives and visual communication material.

While direct beneficiary consultation efforts were curtailed by COVID-19, WFP took the opportunity to work on ways to improve its underlying AAP systems and processes. WFP conducted a privacy impact assessment to assess how personal data is collected, analysed, stored and shared by WFP and to ensure that these processes are conducted in a way that maintains the privacy, dignity and safety of the people served. The assessment focused on four strategic areas: vulnerability analysis and mapping (focused on the ongoing Vulnerability Needs Review-process), cash-based transfers, M&E and AAP.

Further, a joint initiative between the WFP Syria Gender, Protection and AAP-unit and the WFP Syria M&E unit aimed to more systematically collect and use beneficiary feedback to inform programme design. The collaboration aimed to more effectively collect the perceptions and views of beneficiaries and use those to generate actionable data points for WFP to incorporate into field-level programme implementation. This approach was in 2020 deployed in WFP's nutrition programme. Under the malnutrition prevention activity, WFP, working with the United Nations Population Fund (UNFPA, who chairs the GBV sub-sector) conducted regular focus group discussion with beneficiaries in Aleppo and Homs governorate with the explicit goal of informing activity implementation.

Based on the feedback gathered, WFP was able to modify the activity distribution mechanism, allowing beneficiaries to collect their entitlement in a way that corresponds as closely as possible with the preferred manner they had expressed to WFP, whether at community centres or at local retailers. Based on the success of this trial, WFP plans to extend this consultative approach to all governorates as an integrated part of the activity implementation.

## **Environment: Targeted communities benefit from WFP programmes in a manner that does not harm the environment**

Around one quarter of the Syrian population are estimated to be engaged in agricultural production and vulnerable to environmental degradation and shocks. The impact of environmental concerns in Syria such as water availability, the recurrence of drought and changing weather patterns have been exacerbated by large-scale destruction of infrastructure and the long-term erosion of household resilience. In many cases, agricultural land has been abandoned due to insecurity and population displacement, disruption to markets, or due to damage to critical irrigation infrastructure. In other areas, livelihoods based on pastoralism and/or subsistence agriculture are subject to drought, exacerbated by the effects of climate change.

A significant proportion of Syrian farmland is irrigable, and some staple crops such as wheat and cotton, are normally grown on irrigated land. However, Syria is estimated to have a significant water deficit due to erratic weather patterns related to climate change and significant damage to and destruction of irrigation infrastructure. Despite health water flows, damaged infrastructure in previously conflict-affected areas including Aleppo and Deir Ezzor governorate has meant that farmers have been unable to take full advantage of water availability to increase agricultural output.

As such, the destruction of irrigation systems has been identified as a significant challenge to the livelihoods and food security of the population dependent on agriculture. In response, WFP in 2020 commenced work under a joint project with the Food and Agriculture Organization of the United Nations (FAO) to improve water availability for local agricultural production, strengthen drought resilience and to avoid the salinization of farmland soil through the rehabilitation of communal irrigation and drainage systems. The project is implemented under WFP's livelihoods, resilience and social safety-nets activity (Strategic Outcome 2 of the Syria Interim Country Strategic Plan) and in coordination with the Syrian Ministry of Agriculture and Agrarian Reform and the Ministry of Water Resources. Under the project, WFP in 2020 commenced rehabilitation works on three communal irrigation systems in Aleppo and Deir Ezzor governorate that will, once complete in early 2021, benefit 16,700 farmer households. Additional sites for irrigation infrastructure rehabilitation works have been identified in Al-Hasakeh, Dar'a, Hama, and Homs governorates.

The protracted crisis has also made Syrian farmer households vulnerable to environmental shocks such as droughts. Following poor rainfall and high temperatures, extensive wildfires in September and October 2020 was estimated by a geospatial analysis conducted by WFP to have affected 30,000 ha of agricultural and forested land across western Syria. In the worst-affected governorates of Latakia and Tartous, some 5,000 ha of agricultural land was destroyed, affecting 28,000 farmer households and temporarily displacing some 25,000 people. In response, WFP provided emergency food assistance sufficient for 22,500 people and worked with its partners to assess the longer-term food security and livelihood impacts of the fires.

# Data Notes

## 2020 Overview

For the 2020 reporting period, disability data has been collected using a variety of approaches, according to the existing needs, capacity, and experience of various WFP activities and operational contexts. Moving forward, as part of the 2020 Disability Inclusion Road Map, WFP will be building on this experience to mainstream and standardise disability data collection methodologies, aligning with international standards and best practices.

Please note that the Beneficiaries by Residence Status-data are estimates as not all cooperating partner distribution reports contain an accurate breakdown of the residence status of the recipients of assistance, noting also that displacement of WFP beneficiaries was a frequent occurrence over the course of 2020.

## Context and operations & COVID-19 response

[1] The WFP standard reference food basket is a group of essential food commodities which in Syria includes 37 kilogrammes (kgs) of bread, 19 kgs of rice, 19 kgs of lentils, 5 kgs of sugar, and 7 litres of vegetable oil; providing 1,930 kilocalories per person per day for a family of five for one month.

[2] WFP conducts an annual food security assessment covering all areas of Syria. The assessment combines the Food Security Assessment (FSA, conducted in areas under government control) and the Food Security and Livelihoods Assessment (FSLA, conducted in areas outside of government control). The combined FSA-FSLA is used to determine the food security needs for the inter-agency Humanitarian Needs Overview (HNO) and the subsequent response requirements of the Humanitarian Response Plan (HRP). Data collection for the 2020-2021 FSA-FSLA was conducted across all 14 governorates of Syria over the course of October and November 2020. The total population of Syria was estimated by the OCHA-led UN Population Task Force to be 20,784,466 as of August 2020.

[3] Note that no nationwide nutrition assessment or survey was conducted in Syria in 2020, and conclusive/representative data on the nutrition situation in 2020 is therefore not available.

[4] The cross-border delivery of humanitarian assistance to areas of Syria inaccessible from inside the country was first authorized by United Nations Security Council Resolution 2165 (2014). The authorization was most recently renewed on 11 July 2020 by Resolution 2533 (2020) until 10 July 2021. The United Nations humanitarian cross-border transshipment operation is managed by the WFP-led Logistics Cluster.

[5] WFP Global Response to COVID-19, June 2020. Updated in September and November 2020.

[6] WFP Syrian Arab Republic Interim Country Strategic Plan, revision 02. Approved by ED-WFP/DG-FAO in June 2020.

## CSP Financial Overview

Note that the tables reflect Direct Operational Costs only, and do not include Indirect (ICS) or Direct (DSC) Support Costs.

## Strategic outcome 01

[1] Note that the WFP Syria Interim Country Strategic Plan includes a GFA contingency buffer of 500,000 additional beneficiaries, which brings the total needs-based plan target for GFA as per Budget Revision 02 to 6.4 million people.

[2] Note that due to COVID-19-related school closures and movement restrictions, 2020 outcome monitoring data is not available for activity 2 (school feeding) as it was not possible to conduct sufficient school visits to collect representative data.

## Strategic outcome 02

[1] 'Syria at War: Eight Years On': United Nations Economic and Social Commission for Western Asia, September 2020.

[2] Please note that indirectly supported ("Tier 2") beneficiaries (which includes capacity strengthening beneficiaries and beneficiaries benefitting from value chain restoration projects) are not captured in the total beneficiary numbers presented in the 2020 ACR data but are included in the ACR narrative.

[3] Please note that outcome indicator 1.1.4 (Proportion of the population in targeted communities reporting benefits from an enhanced livelihood asset base) is not reported on in the 2020 Annual Country Report as the first elements of the related projects were only completed in Q4 of the 2020 reporting year.

## Strategic outcome 04

[1] Under the cross-border transshipment operation, humanitarian cargo is transshipped (cross-loaded) from Turkish or Iraqi-registered trucks to Syrian-registered trucks at the borders. The trucks then proceed across the border from Turkey to Syria.

## Progress towards gender equality

[1] World Food Programme/Whole-of-Syria Food Security Sector: 2020 Food Security and Livelihoods Assessment (FSA/FSLA), January 2021.

[2] Please note that cross-cutting outcome indicator C.3.2 (Proportion of food assistance decision-making entity – committees, boards, teams, etc. – members who are women) is not included, as such decision-making entities/committees/boards/teams are not involved in WFP activities in Syria.


[3] Note that due to COVID-19-related school closures and movement restrictions, 2020 outcome monitoring data is not available for activity 2 (school feeding) as it was not possible to conduct sufficient school visits to collect representative data.

## Environment

[1] Note that cross-cutting indicator C.4.1 (Proportion of field-level agreements/memorandums of understanding/construction contracts for Country Strategic Plan (CSP) activities screened for environmental and social risks) is not reported on in the 2020 Syria Annual Country Report as WFP's Environmental and Social Risk Screening Tool was not operationalized as planned in 2020 due to COVID-19, and was as such not deployed for any CSP activities over the 2020 reporting year.

# Figures and Indicators

## WFP contribution to SDGs

 <b>SDG 2: End hunger, achieve food security and improved nutrition and promote sustainable agriculture</b>											
WFP Strategic Goal 1: Support countries to achieve zero hunger						WFP Contribution (by WFP, or by governments or partners with WFP Support)					
SDG Indicator	National Results					SDG-related indicator	Direct				Indirect
	Unit	Female	Male	Overall	Year		Unit	Female	Male	Overall	
Prevalence of moderate or severe food insecurity in the population, based on the Food Insecurity Experience Scale (FIES)	%					Number of people reached (by WFP, or by governments or partners with WFP support) to improve their food security	Number	2,906,324	2,755,386	5,661,710	
						Number of people reached (by WFP, or by governments or partners with WFP support) in the context of emergency and protracted crisis response	Number	2,906,324	2,755,386	5,661,710	
Prevalence of undernourishment	%					Number of people reached (by WFP, or by governments or partners with WFP support) to improve their food security	Number	2,906,324	2,755,386	5,661,710	
						Number of people reached (by WFP, or by governments or partners with WFP support) in the context of emergency and protracted crisis response	Number	2,906,324	2,755,386	5,661,710	
Prevalence of malnutrition among children under 5 years of age, by type (wasting and overweight)	% overweight	4.3	4.9	4.6	2019	Number of people reached (by WFP, or by governments or partners with WFP support) with interventions to prevent and treat malnutrition (moderate acute malnutrition)	Number	145,865	126,686	272,551	
Prevalence of stunting among children under 5 years of age	%	12.5	12.6	12.6	2019	Number of people reached (by WFP, or by governments or partners with WFP support) with stunting prevention programmes	Number	145,865	126,686	272,551	

Prevalence of malnutrition among children under 5 years of age, by type (wasting and overweight)	% wasting	1.6	0.9	1.2	2019	Number of people reached (by WFP, or by governments or partners with WFP support) with interventions to prevent and treat malnutrition (moderate acute malnutrition)	Number	159,013	136,646	295,659
Proportion of agricultural area under productive and sustainable agriculture	%					Number of hectares of land rehabilitated (by WFP, or by governments or partners with WFP support)	Ha			12,418
						Number of people reached (by WFP, or by governments or partners with WFP support) with interventions that aim to ensure productive and sustainable food systems	Number	69,046	81,054	150,100 215,517

## Beneficiaries by Sex and Age Group

Beneficiary Category	Gender	Planned	Actual	% Actual vs. Planned
Total Beneficiaries	male	3,217,662	2,755,386	86%
	female	3,354,838	2,906,324	87%
	total	6,572,500	5,661,710	86%
<b>By Age Group</b>				
0-23 months	male	219,750	172,156	78%
	female	229,400	182,735	80%
	total	449,150	354,891	79%
24-59 months	male	219,750	274,916	125%
	female	229,400	296,060	129%
	total	449,150	570,976	127%
5-11 years	male	795,300	631,134	79%
	female	818,650	644,431	79%
	total	1,613,950	1,275,565	79%
12-17 years	male	667,800	519,620	78%
	female	696,775	536,626	77%
	total	1,364,575	1,056,246	77%
18-59 years	male	1,117,803	974,394	87%
	female	1,175,302	1,050,325	89%
	total	2,293,105	2,024,719	88%
60+ years	male	197,259	183,166	93%
	female	205,311	196,147	96%
	total	402,570	379,313	94%

## Beneficiaries by Residence Status

Residence Status	Planned	Actual	% Actual vs. Planned
Resident	1,314,500	1,319,287	100%
Refugee	6,573	55,601	846%
Returnee	1,439,378	1,188,229	83%
IDP	3,812,049	3,098,593	81%

## Beneficiaries by Programme Area

Programme Area	Planned	Actual	% Actual vs. Planned
Asset Creation and Livelihood	1,000,000	109,675	10%
Nutrition Prevention	430,051	417,796	97%
Nutrition Treatment	45,000	37,824	84%
School Meal	1,250,000	1,072,436	85%
Unconditional Resources Transfer	5,900,000	5,318,636	90%

## Annual Food Transfer

Commodities	Planned Distribution (mt)	Actual Distribution (mt)	% Actual vs. Planned
Everyone has access to food			
Strategic Outcome: Strategic Outcome 01			
Pasta	53,790	0	0%
Rice	64,665	43,289	67%
Bulgur Wheat	64,665	48,505	75%
Wheat Flour	103,208	137,135	133%
BP5 Emergency Rations	13,752	0	0%
High Energy Biscuits	19,360	6,182	32%
Iodised Salt	8,965	0	0%
Sugar	45,462	207	0%
Yeast	392	380	97%
Vegetable Oil	50,108	59,059	118%
Rations	248,450	293,112	118%
Beans	35,860	0	0%
Chickpeas	45,462	6,374	14%
Lentils	28,805	0	0%
Peas	0	1	-
Split Lentils	54,427	1	0%
Strategic Outcome: Strategic Outcome 02			
Pasta	1,562	0	0%
Rice	1,822	496	27%



Commodities	Planned Distribution (mt)	Actual Distribution (mt)	% Actual vs. Planned
Bulgur Wheat	1,822	0	0%
Wheat Flour	3,905	948	24%
Iodised Salt	260	0	0%
Sugar	1,302	0	0%
Vegetable Oil	1,421	345	24%
Rations	16,978	1,778	10%
Beans	1,041	0	0%
Chickpeas	1,302	0	0%
Lentils	781	0	0%
Split Lentils	1,562	0	0%
No one suffers from malnutrition			
Strategic Outcome: Strategic Outcome 03			
LNS	4,897	3,005	61%
Ready To Use Supplementary Food	0	4	-

## Annual Cash Based Transfer and Commodity Voucher

Modality	Planned Distribution (CBT)	Actual Distribution (CBT)	% Actual vs. Planned
Everyone has access to food			
Cash	4,400,000	385,873	9%
Commodity Voucher	0	122,884	-
Value Voucher	61,000,000	9,412,000	15%
Value Voucher	43,200,000	3,966,658	9%
No one suffers from malnutrition			
Value Voucher	58,321,440	23,648,568	41%

# Strategic Outcome and Output Results

Strategic Outcome 01 : Food-insecure populations affected by the crisis, including host communities, internally displaced persons and returnees, in all governorates, have access to life-saving food to meet their basic food needs all year round.					- Crisis Response	
Output Results						
Activity 01: Provision of general food assistance in the form of regular in-kind or CBT monthly food assistance with ready-to-eat rations in the initial phase of displacement.						
Output Category A: Resources transferred						
Output Category B: Nutritious foods provided						
Output Category C: Capacity development and technical support provided						
Output	Output Indicator	Beneficiary Group	Sub Activity	Unit of measure	Planned	Actual
A:	A.1: Beneficiaries receiving cash-based transfers	All	General Distribution	Female Male <b>Total</b>	255,129 244,871 500,000	18,007 17,283 35,290
A:	A.1: Beneficiaries receiving food transfers	All	General Distribution	Female Male <b>Total</b>	3,010,534 2,889,466 5,900,000	2,732,638 2,585,998 5,318,636
A:	A.2: Food transfers			MT	817,320	588,667
A:	A.3: Cash-based transfers			US\$	36,000,000	1,718,072
	<b>B.1*: Quantity of fortified food provided</b>					
B: Targeted food-insecure populations receive adequate food assistance to meet their basic food needs.	B.1.1: Quantity of fortified food provided		General Distribution	Mt	161,593.05	195,919.98
	<b>B.3*: Percentage of staple commodities distributed that is fortified</b>					
B: Targeted food-insecure populations receive adequate food assistance to meet their basic food needs.	B.3*.1: Percentage of staple commodities distributed that is fortified		General Distribution	%	100	33
	<b>C.4*: Number of people engaged in capacity strengthening initiatives facilitated by WFP to enhance national food security and nutrition stakeholder capacities (new)</b>					
C: Food-insecure populations benefit from enhanced capacities of cooperating partners in areas such as protection and beneficiary registration to protect access to food.	C.4*.1: Number of government/national partner staff receiving technical assistance and training		General Distribution	individual	300	200
	<b>C.5*: Number of capacity strengthening initiatives facilitated by WFP to enhance national food security and nutrition stakeholder capacities (new)</b>					
C: Food-insecure populations benefit from enhanced capacities of cooperating partners in areas such as protection and beneficiary registration to protect access to food.	C.5*.2: Number of training sessions/workshop organized		General Distribution	training session	30	22

	<b>C.4*: Number of people engaged in capacity strengthening initiatives facilitated by WFP to enhance national food security and nutrition stakeholder capacities (new)</b>					
C: Food-insecure populations benefit from enhanced coordination through WFP's leadership of the food security sector and improved harmonization of monitoring and data collection within the sector, to protect access to food.	C.4*.1: Number of government/national partner staff receiving technical assistance and training		General Distribution	individual	180	100
	<b>C.5*: Number of capacity strengthening initiatives facilitated by WFP to enhance national food security and nutrition stakeholder capacities (new)</b>					
C: Food-insecure populations benefit from enhanced coordination through WFP's leadership of the food security sector and improved harmonization of monitoring and data collection within the sector, to protect access to food.	C.5*.2: Number of training sessions/workshop organized		General Distribution	training session	12	7
	<b>C.4*: Number of people engaged in capacity strengthening initiatives facilitated by WFP to enhance national food security and nutrition stakeholder capacities (new)</b>					
C: Vulnerable groups benefit from strengthened capacity of the national logistics sector in freight transport and supply chain management.	C.4*.1: Number of government/national partner staff receiving technical assistance and training		General Distribution	individual	200	0
	<b>C.5*: Number of capacity strengthening initiatives facilitated by WFP to enhance national food security and nutrition stakeholder capacities (new)</b>					
C: Vulnerable groups benefit from strengthened capacity of the national logistics sector in freight transport and supply chain management.	C.5*.2: Number of training sessions/workshop organized		General Distribution	training session	10	0
Activity 02: Provision of school meals for pre- and primary schoolchildren in regular schools and CBTs to out-of-school children enrolled in informal education or alternate learning opportunities.						
Output Category A: Resources transferred						
Output Category B: Nutritious foods provided						
Output Category C: Capacity development and technical support provided						
Output Category N*: School feeding provided						
<b>Output</b>	<b>Output Indicator</b>	<b>Beneficiary Group</b>	<b>Sub Activity</b>	<b>Unit of measure</b>	<b>Planned</b>	<b>Actual</b>
A:	A.1: Beneficiaries receiving cash-based transfers	All	School feeding (on-site)	Female Male <b>Total</b>	0	14,356 15,644 30,000

A:	A.1: Beneficiaries receiving cash-based transfers	Students (primary schools)	School feeding (on-site)	Female Male <b>Total</b>	24,500 25,500 50,000	
A:	A.1: Beneficiaries receiving cash-based transfers	Students (primary schools)	School feeding (take-home rations)	Female Male <b>Total</b>	49,000 51,000 100,000	27,300 29,575 56,875
A:	A.1: Beneficiaries receiving food transfers	Students (primary schools)	School feeding (on-site)	Female Male <b>Total</b>	563,500 586,500 1,150,000	492,624 522,937 1,015,561
A:	A.2: Food transfers			MT	20,052	5,577
A:	A.3: Cash-based transfers			US\$	29,400,000	8,202,685
	<b>A.1*: Number of women, men, boys and girls receiving food/cash-based transfers/commodity vouchers/capacity strengthening transfers</b>					
A: Targeted students receive nutritious school meals and/or CBTs that meet food needs while increasing enrolment and attendance and promoting stability.	A.1.28: Number of project participants (male)		School feeding (on-site)	individual	480,000	
A: Targeted students receive nutritious school meals and/or CBTs that meet food needs while increasing enrolment and attendance and promoting stability.	A.1.28: Number of project participants (male)		School feeding (take-home rations)	individual	75,000	
A: Targeted students receive nutritious school meals and/or CBTs that meet food needs while increasing enrolment and attendance and promoting stability.	A.1.29: Number of project participants (female)		School feeding (on-site)	individual	520,000	
A: Targeted students receive nutritious school meals and/or CBTs that meet food needs while increasing enrolment and attendance and promoting stability.	A.1.29: Number of project participants (female)		School feeding (take-home rations)	individual	75,000	
A: Targeted students receive nutritious school meals and/or CBTs that meet food needs while increasing enrolment and attendance and promoting stability.	A.1.30: A. Number of direct beneficiaries of capacity strengthening transfers (male)		School feeding (on-site)	person		341,447
A: Targeted students receive nutritious school meals and/or CBTs that meet food needs while increasing enrolment and attendance and promoting stability.	A.1.30: A. Number of direct beneficiaries of capacity strengthening transfers (male)		School feeding (take-home rations)	person		23,535
A: Targeted students receive nutritious school meals and/or CBTs that meet food needs while increasing enrolment and attendance and promoting stability.	A.1.31: A. Number of direct beneficiaries of capacity strengthening transfers (female)		School feeding (on-site)	person		364,800
A: Targeted students receive nutritious school meals and/or CBTs that meet food needs while increasing enrolment and attendance and promoting stability.	A.1.31: A. Number of direct beneficiaries of capacity strengthening transfers (female)		School feeding (take-home rations)	person		22,369
	<b>A.6*: Number of institutional sites assisted</b>					
A: Targeted students receive nutritious school meals and/or CBTs that meet food needs while increasing enrolment and attendance and promoting stability.	A.6.23: Number of schools assisted by WFP		School feeding (on-site)	school	4,744	4,744

A: Targeted students receive nutritious school meals and/or CBTs that meet food needs while increasing enrolment and attendance and promoting stability.	A.6.23: Number of schools assisted by WFP		School feeding (take-home rations)	school	989	989			
	<b>A.7*: Number of retailers participating in cash-based transfer programmes</b>								
A: Targeted students receive nutritious school meals and/or CBTs that meet food needs while increasing enrolment and attendance and promoting stability.	A.7.1: Number of retailers participating in cash-based transfer programmes		School feeding (take-home rations)	retailer	98	180			
	<b>B.1*: Quantity of fortified food provided</b>								
B: Targeted students receive nutritious school meals and/or CBTs that meet food needs while increasing enrolment and attendance and promoting stability.	B.1.1: Quantity of fortified food provided		School feeding (on-site)	Mt	19,360	5,346.56			
	<b>C.4*: Number of people engaged in capacity strengthening initiatives facilitated by WFP to enhance national food security and nutrition stakeholder capacities (new)</b>								
C: Food-insecure populations benefit from local producers' increased capacity to produce nutritious food products.	C.4*.1: Number of government/national partner staff receiving technical assistance and training		School feeding (on-site)	individual	3,000	1,940			
	<b>C.5*: Number of capacity strengthening initiatives facilitated by WFP to enhance national food security and nutrition stakeholder capacities (new)</b>								
C: Food-insecure populations benefit from local producers' increased capacity to produce nutritious food products.	C.5*.2: Number of training sessions/workshop organized		School feeding (on-site)	training session	16	15			
	<b>N*.1*: Feeding days as percentage of total school days</b>								
N*: Targeted students receive nutritious school meals and/or CBTs that meet food needs while increasing enrollment and attendance and promoting stability.	N*.1.1: Feeding days as percentage of total school days		School feeding (on-site)	%	100	60			

## Outcome Results

Activity 01: Provision of general food assistance in the form of regular in-kind or CBT monthly food assistance with ready-to-eat rations in the initial phase of displacement.

Indicator	Subactivity	Sex	Baseline	End-CSP Target	2020 Target	2020 Follow-up	2019 Follow-up	2018 Follow-up	Source
<b>All: All; Syria; Food</b>									
Consumption-based Coping Strategy Index (Average)	General Distribution	Female	10	≤10	≤10	11.08	13		WFP programme monitoring
		Male	10	≤10	≤10	10.47	15		
		<b>Overall</b>	10	≤10	≤10	10.63	15		

Dietary Diversity Score	General Distribution	Female	5.9	≥6	≥6	5.57	6	WFP programme monitoring	
		Male	5.6	≥6	≥6	5.75	6		
		<b>Overall</b>	5.7	≥6	≥6	5.7	6		
<b>All; Syria; Food</b>									
Food Consumption Score: <i>Percentage of households with Acceptable Food Consumption Score</i>	General Distribution	Female	41	>50	>50	36.8	47	WFP programme monitoring	
		Male	56	>60	>60	37.8	58		
		<b>Overall</b>	52	>55	>55	37.5	54		
Food Consumption Score: <i>Percentage of households with Borderline Food Consumption Score</i>	General Distribution	Female	40	<31	<31	34.5	31	WFP programme monitoring	
		Male	31	<27	<27	36.4	28		
		<b>Overall</b>	34	<29	<29	35.9	29		
Food Consumption Score: <i>Percentage of households with Poor Food Consumption Score</i>	General Distribution	Female	19	<19	<19	28.7	23	WFP programme monitoring	
		Male	13	<13	<13	25.8	13		
		<b>Overall</b>	14	<14	<14	26.5	16		
Activity 02: Provision of school meals for pre- and primary schoolchildren in regular schools and CBTs to out-of-school children enrolled in informal education or alternate learning opportunities.									
Indicator	Subactivity	Sex	Baseline	End-CSP Target	2020 Target	2020 Follow-up	2019 Follow-up	2018 Follow-up	Source
<b>PRI: Students (primary schools); Syria; Food</b>									
Attendance rate (new)	School feeding (on-site)	Female	95	>95	>95			92	WFP programme monitoring
		Male	93	>95	>95			95	
		<b>Overall</b>	94	>95	>95			93	
Enrolment rate	School feeding (on-site)	Female	10	>22	>22			22	WFP programme monitoring
		Male	7	>22	>22			22	
		<b>Overall</b>	8	>22	>22			22	
Retention rate	School feeding (on-site)	Female	98	>98	>98			98	WFP programme monitoring
		Male	97	>98	>98			97	
		<b>Overall</b>	97	>98	>98			98	
<b>PRI: Students (primary schools); Syria; Value Voucher</b>									
Attendance rate (new)	School feeding (take-home rations)	Female	90	≥90	≥90			79	WFP programme monitoring
		Male	93	≥90	≥90			81	
		<b>Overall</b>	91	≥90	≥90			80	

**Strategic Outcome 02 : Food-insecure families in urban and rural areas affected by the crisis are enabled to meet their basic food and nutrition needs and increase their self-reliance throughout the year.**

**- Resilience Building**

**Output Results**

Activity 03: Provision of livelihood support through household- and communal-level asset creation through food assistance for assets (FFA) activities and enhanced human capital through food assistance for training (FFT).

Output Category A: Resources transferred

Output Category B: Nutritious foods provided

Output Category C: Capacity development and technical support provided

Output Category D: Assets created

Output	Output Indicator	Beneficiary Group	Sub Activity	Unit of measure	Planned	Actual
A:	A.1: Beneficiaries receiving cash-based transfers	All	Food assistance for asset	Female Male <b>Total</b>	275,540 264,460 540,000	23,586 22,639 46,225
A:	A.1: Beneficiaries receiving cash-based transfers	All	Food assistance for training	Female Male <b>Total</b>	30,615 29,385 60,000	2,411 2,314 4,725
A:	A.1: Beneficiaries receiving food transfers	All	Food assistance for asset	Female Male <b>Total</b>	204,104 195,896 400,000	29,964 28,761 58,725
A:	A.2: Food transfers			MT	33,757	3,566
A:	A.3: Cash-based transfers			US\$	43,200,000	3,966,658
	<b>A.1*: Number of women, men, boys and girls receiving food/cash-based transfers/commodity vouchers/capacity strengthening transfers</b>					
A: Food-insecure households improve and maintain livelihood assets for targeted communities and households to protect their access to food.	A.1.28: Number of project participants (male)		Food assistance for asset	individual	64,160	
A: Food-insecure households improve and maintain livelihood assets for targeted communities and households to protect their access to food.	A.1.28: Number of project participants (male)		Food assistance for training	individual	2,366	
A: Food-insecure households improve and maintain livelihood assets for targeted communities and households to protect their access to food.	A.1.29: Number of project participants (female)		Food assistance for asset	individual	96,240	
A: Food-insecure households improve and maintain livelihood assets for targeted communities and households to protect their access to food.	A.1.29: Number of project participants (female)		Food assistance for training	individual	3,549	
A: Food-insecure households improve and maintain livelihood assets for targeted communities and households to protect their access to food.	A.1.30: A. Number of direct beneficiaries of capacity strengthening transfers (male)		Food assistance for asset	person		79,836
A: Food-insecure households improve and maintain livelihood assets for targeted communities and households to protect their access to food.	A.1.30: A. Number of direct beneficiaries of capacity strengthening transfers (male)		Food assistance for training	person		2,960

A: Food-insecure households improve and maintain livelihood assets for targeted communities and households to protect their access to food.	A.1.31: A. Number of direct beneficiaries of capacity strengthening transfers (female)		Food assistance for asset	person		65,539
A: Food-insecure households improve and maintain livelihood assets for targeted communities and households to protect their access to food.	A.1.31: A. Number of direct beneficiaries of capacity strengthening transfers (female)		Food assistance for training	person		2,995
	<b>A.7*: Number of retailers participating in cash-based transfer programmes</b>					
A: Food-insecure households improve and maintain livelihood assets for targeted communities and households to protect their access to food.	A.7.1: Number of retailers participating in cash-based transfer programmes		Food assistance for asset	retailer	98	180
A: Food-insecure households improve and maintain livelihood assets for targeted communities and households to protect their access to food.	A.7.1: Number of retailers participating in cash-based transfer programmes		Food assistance for training	retailer	98	180
	<b>A.1*: Number of women, men, boys and girls receiving food/cash-based transfers/commodity vouchers/capacity strengthening transfers</b>					
A: Targeted farmers, including women, receive training and/or technical support to increase their knowledge and skills, enabling them to enhance production and sales.	A.1.28: Number of project participants (male)		Food assistance for asset	individual	64,160	
A: Targeted farmers, including women, receive training and/or technical support to increase their knowledge and skills, enabling them to enhance production and sales.	A.1.29: Number of project participants (female)		Food assistance for asset	individual	96,240	
A: Targeted farmers, including women, receive training and/or technical support to increase their knowledge and skills, enabling them to enhance production and sales.	A.1.30: A. Number of direct beneficiaries of capacity strengthening transfers (male)		Food assistance for asset	person		79,836
A: Targeted farmers, including women, receive training and/or technical support to increase their knowledge and skills, enabling them to enhance production and sales.	A.1.31: A. Number of direct beneficiaries of capacity strengthening transfers (female)		Food assistance for asset	person		65,539
	<b>A.5*: Quantity of non-food items distributed</b>					
A: Targeted farmers, including women, receive training and/or technical support to increase their knowledge and skills, enabling them to enhance production and sales.	A.5.14: Quantity of agricultural tools distributed		Food assistance for asset	non-food item	32,080	29,075
	<b>A.7*: Number of retailers participating in cash-based transfer programmes</b>					
A: Targeted farmers, including women, receive training and/or technical support to increase their knowledge and skills, enabling them to enhance production and sales.	A.7.1: Number of retailers participating in cash-based transfer programmes		Food assistance for asset	retailer	98	180



	<b>A.1*: Number of women, men, boys and girls receiving food/cash-based transfers/commodity vouchers/capacity strengthening transfers</b>					
A: Targeted food-insecure Syrian internally displaced persons, returnees and residents build marketable skills to strengthen their livelihoods.	A.1.28: Number of project participants (male)		Food assistance for training	individual	2,366	
A: Targeted food-insecure Syrian internally displaced persons, returnees and residents build marketable skills to strengthen their livelihoods.	A.1.29: Number of project participants (female)		Food assistance for training	individual	3,549	
A: Targeted food-insecure Syrian internally displaced persons, returnees and residents build marketable skills to strengthen their livelihoods.	A.1.30: A. Number of direct beneficiaries of capacity strengthening transfers (male)		Food assistance for training	person		2,960
A: Targeted food-insecure Syrian internally displaced persons, returnees and residents build marketable skills to strengthen their livelihoods.	A.1.31: A. Number of direct beneficiaries of capacity strengthening transfers (female)		Food assistance for training	person		2,995
	<b>A.7*: Number of retailers participating in cash-based transfer programmes</b>					
A: Targeted food-insecure Syrian internally displaced persons, returnees and residents build marketable skills to strengthen their livelihoods.	A.7.1: Number of retailers participating in cash-based transfer programmes		Food assistance for training	retailer	98	180
	<b>B.1*: Quantity of fortified food provided</b>					
B: Food-insecure households improve and maintain livelihood assets for targeted communities and households to protect their access to food.	B.1.1: Quantity of fortified food provided		Food assistance for asset	Mt	5,586.12	1,292.4
	<b>B.3*: Percentage of staple commodities distributed that is fortified</b>					
B: Food-insecure households improve and maintain livelihood assets for targeted communities and households to protect their access to food.	B.3*.1: Percentage of staple commodities distributed that is fortified		Food assistance for asset	%	100	36
	<b>C.4*: Number of people engaged in capacity strengthening initiatives facilitated by WFP to enhance national food security and nutrition stakeholder capacities (new)</b>					
C: Targeted food-insecure Syrian internally displaced persons, returnees and residents build marketable skills to strengthen their livelihoods.	C.4*.1: Number of government/national partner staff receiving technical assistance and training		Food assistance for asset	individual	58	58

	<b>C.5*: Number of capacity strengthening initiatives facilitated by WFP to enhance national food security and nutrition stakeholder capacities (new)</b>								
C: Targeted food-insecure Syrian internally displaced persons, returnees and residents build marketable skills to strengthen their livelihoods.	C.5*.2: Number of training sessions/workshop organized		Food assistance for asset	training session	25	25			
	<b>C.5*: Number of capacity strengthening initiatives facilitated by WFP to enhance national food security and nutrition stakeholder capacities (new)</b>								
C: Targeted vulnerable Syrian internally displaced persons, returnees and residents increase their financial literacy and business management skills while enhancing their access to financial services to strengthen their livelihoods.	C.5*.2: Number of training sessions/workshop organized		Food assistance for asset	training session	25	25			
	<b>D.1*: Number of assets built, restored or maintained by targeted households and communities, by type and unit of measure</b>								
D: Food-insecure households benefit from creation of community assets in the environment and agriculture sectors to protect their access to food.	D.1.119: Kilometres (km) of irrigation canals rehabilitated		Food assistance for asset	Km	237	237			
D: Food-insecure households benefit from creation of community assets in the environment and agriculture sectors to protect their access to food.	D.1.22: Hectares (ha) of gardens created		Food assistance for asset	Ha	1,354	1,294			
D: Food-insecure households benefit from creation of community assets in the environment and agriculture sectors to protect their access to food.	D.1.45: Number of assets built, restored or maintained by targeted communities		Food assistance for asset	Number	32,109	29,104			
D: Food-insecure households benefit from creation of community assets in the environment and agriculture sectors to protect their access to food.	D.1.5: Hectares (ha) of agricultural land benefiting from rehabilitated irrigation schemes (including irrigation canal repair, specific protection measures, embankments, etc)		Food assistance for asset	Ha	3,500	3,500			

## Outcome Results

Activity 03: Provision of livelihood support through household- and communal-level asset creation through food assistance for assets (FFA) activities and enhanced human capital through food assistance for training (FFT).

Indicator	Subactivity	Sex	Baseline	End-CSP Target	2020 Target	2020 Follow-up	2019 Follow-up	2018 Follow-up	Source
<b>All : All; Syria; Food</b>									
Food Consumption Score: <i>Percentage of households with Acceptable Food Consumption Score</i>	Food assistance for asset	Female	76	>80	>80	63.2	59		WFP programme monitoring
		Male	66	>70	>70	61.8	54		
		<b>Overall</b>	70	>76	>76	62	55		



Food Consumption Score: <i>Percentage of households with Borderline Food Consumption Score</i>	Food assistance for asset	Female	19	<16	<16	21.1	24	WFP programme monitoring
		Male	24	<21	<21	23.9	14	
		<b>Overall</b>	22	<17	<17	23.5	17	
Food Consumption Score: <i>Percentage of households with Poor Food Consumption Score</i>	Food assistance for asset	Female	5	<4	<4	15.8	17	WFP programme monitoring
		Male	10	<9	<9	14.2	32	
		<b>Overall</b>	8	<7	<7	14.5	28	
<b>All: All; Syria; Food</b>								
Consumption-based Coping Strategy Index (Average)	Food assistance for asset	Female	10	<8	<8	10.3	8	WFP programme monitoring
		Male	7	<6	<6	8.54	7	
		<b>Overall</b>	8	<7	<7	8.78	7	
Dietary Diversity Score	Food assistance for asset	Female	6.3	>6.3	>6.3	6.02	5.6	WFP programme monitoring
		Male	6.1	>6.1	>6.1	6.05	5.8	
		<b>Overall</b>	6.2	>6.3	>6.2	6.04	5.8	
Livelihood-based Coping Strategy Index (Percentage of households using coping strategies): <i>Percentage of households not using livelihood based coping strategies</i>	Food assistance for asset	Female	9	>24	>24	12.3	20	WFP programme monitoring
		Male	17	>26	>26	18.2	19	
		<b>Overall</b>	14	>23	>23	17.4	19	
Livelihood-based Coping Strategy Index (Percentage of households using coping strategies): <i>Percentage of households using crisis coping strategies</i>	Food assistance for asset	Female	19	<13	<13	8.8	13	WFP programme monitoring
		Male	20	<13	<13	13.7	13	
		<b>Overall</b>	19	<13	<13	13	13	
Livelihood-based Coping Strategy Index (Percentage of households using coping strategies): <i>Percentage of households using emergency coping strategies</i>	Food assistance for asset	Female	19	<18	<18	71.9	23	WFP programme monitoring
		Male	20	<19	<19	55	13	
		<b>Overall</b>	19	<19	<19	57.4	15	
Livelihood-based Coping Strategy Index (Percentage of households using coping strategies): <i>Percentage of households using stress coping strategies</i>	Food assistance for asset	Female	54	<45	<45	7	45	WFP programme monitoring
		Male	44	<42	<42	13.1	55	
		<b>Overall</b>	48	<45	<45	12.3	53	
<b>All: All; Syria; Value Voucher</b>								
Consumption-based Coping Strategy Index (Average)	Food assistance for asset	Female	8	<7	<7	15.55	16	WFP programme monitoring
		Male	9	<8	<8	11.18	11	
		<b>Overall</b>	9	<8	<8	12.15	12	
Dietary Diversity Score	Food assistance for asset	Female	6.2	>6.2	>6.2	5.86	6.2	WFP programme monitoring
		Male	6.4	>6.4	>6.4	6.34	6.4	
		<b>Overall</b>	6.4	>6.4	>6.4	6.23	6.3	
<b>All; Syria; Value Voucher</b>								
Food Consumption Score: <i>Percentage of households with Acceptable Food Consumption Score</i>	Food assistance for asset	Female	68	>87	>87	42.9	70	WFP programme monitoring
		Male	60	>87	>87	32.7	86	
		<b>Overall</b>	61	>87	>87	34.9	84	
Food Consumption Score: <i>Percentage of households with Borderline Food Consumption Score</i>	Food assistance for asset	Female	12	<11	<11	16.7	28	WFP programme monitoring
		Male	14	<12	<12	21.8	13	
		<b>Overall</b>	14	<12	<12	20.6	15	
Food Consumption Score: <i>Percentage of households with Poor Food Consumption Score</i>	Food assistance for asset	Female	20	<2	<2	40.5	2	WFP programme monitoring
		Male	27	<1	<1	45.6	1	
		<b>Overall</b>	25	<1	<1	44.4	1	
Livelihood-based Coping Strategy Index (Percentage of households using coping strategies): <i>Percentage of households not using livelihood based coping strategies</i>	Food assistance for asset	Female	24	>38	>38	21.4	11	WFP programme monitoring
		Male	24	>39	>39	17	15	
		<b>Overall</b>	24	>39	>39	18	15	

Livelihood-based Coping Strategy Index (Percentage of households using coping strategies): <i>Percentage of households using crisis coping strategies</i>	Food assistance for asset	Female	7	<6	<6	23.8	6	WFP programme monitoring
		Male	10	<9	<9	42.2	15	
		<b>Overall</b>	10	<8	<8	38.1	14	
Livelihood-based Coping Strategy Index (Percentage of households using coping strategies): <i>Percentage of households using emergency coping strategies</i>	Food assistance for asset	Female	6	<5	<5	31	32	WFP programme monitoring
		Male	7	<6	<6	22.4	23	
		<b>Overall</b>	7	<6	<6	24.3	25	
Livelihood-based Coping Strategy Index (Percentage of households using coping strategies): <i>Percentage of households using stress coping strategies</i>	Food assistance for asset	Female	62	<51	<51	23.8	51	WFP programme monitoring
		Male	59	<46	<46	18.4	46	
		<b>Overall</b>	60	<47	<47	19.6	47	

**Strategic Outcome 03 : Nutritionally vulnerable groups, especially children and pregnant and lactating women and girls, across the Syrian Arab Republic have reduced levels of malnutrition throughout the year.**

**- Resilience Building**

**Output Results**

Activity 04: Prevention of acute malnutrition and micronutrient deficiencies in children aged 6-23 months and pregnant and lactating women and girls.

Output Category A: Resources transferred

Output Category B: Nutritious foods provided

Output Category C: Capacity development and technical support provided

Output Category E\*: Social and behaviour change communication (SBCC) delivered

Output	Output Indicator	Beneficiary Group	Sub Activity	Unit of measure	Planned	Actual
A:	A.1: Beneficiaries receiving cash-based transfers	Pregnant and lactating women	Prevention of acute malnutrition	Female <b>Total</b>	162,004 162,004	145,245 145,245
A:	A.1: Beneficiaries receiving food transfers	Children	Prevention of acute malnutrition	Female Male <b>Total</b>	136,704 131,343 268,047	145,865 126,686 272,551
A:	A.2: Food transfers			MT	4,417	2,767
A:	A.3: Cash-based transfers			US\$	58,321,440	23,648,568
	<b>A.1*: Number of women, men, boys and girls receiving food/cash-based transfers/commodity vouchers/capacity strengthening transfers</b>					
A: Pregnant and lactating women and girls receive CBTs to improve their dietary diversity and nutrient intake.	A.1.29: Number of project participants (female)		Prevention of acute malnutrition	individual	80,000	
A: Pregnant and lactating women and girls receive CBTs to improve their dietary diversity and nutrient intake.	A.1.31: A. Number of direct beneficiaries of capacity strengthening transfers (female)		Prevention of acute malnutrition	person		145,245
	<b>A.7*: Number of retailers participating in cash-based transfer programmes</b>					
A: Pregnant and lactating women and girls receive CBTs to improve their dietary diversity and nutrient intake.	A.7.1: Number of retailers participating in cash-based transfer programmes		Prevention of acute malnutrition	retailer	98	180
	<b>A.1*: Number of women, men, boys and girls receiving food/cash-based transfers/commodity vouchers/capacity strengthening transfers</b>					
A: Targeted children aged 6-23 months receive specialized nutritious foods to prevent acute malnutrition and micronutrient deficiencies.	A.1.28: Number of project participants (male)		Prevention of acute malnutrition	individual	109,160	
A: Targeted children aged 6-23 months receive specialized nutritious foods to prevent acute malnutrition and micronutrient deficiencies.	A.1.29: Number of project participants (female)		Prevention of acute malnutrition	individual	113,617	

A: Targeted children aged 6-23 months receive specialized nutritious foods to prevent acute malnutrition and micronutrient deficiencies.	A.1.30: A. Number of direct beneficiaries of capacity strengthening transfers (male)		Prevention of acute malnutrition	person		139,001
A: Targeted children aged 6-23 months receive specialized nutritious foods to prevent acute malnutrition and micronutrient deficiencies.	A.1.31: A. Number of direct beneficiaries of capacity strengthening transfers (female)		Prevention of acute malnutrition	person		133,550
	<b>B.2*: Quantity of specialized nutritious foods provided</b>					
B: Targeted children aged 6-23 months receive specialized nutritious foods to prevent acute malnutrition and micronutrient deficiencies.	B.2.1: Quantity of specialized nutritious foods provided		Prevention of acute malnutrition	Mt	4,417.42	2,714.43
	<b>C.5*: Number of capacity strengthening initiatives facilitated by WFP to enhance national food security and nutrition stakeholder capacities (new)</b>					
C: Nutritionally vulnerable groups benefit from the strengthened capacity of national stakeholders to develop universal salt iodization and wheat flour fortification.	C.5*.2: Number of training sessions/workshop organized		Prevention of acute malnutrition	training session	22	8
	<b>E*.4*: Number of people reached through interpersonal SBCC approaches</b>					
E*: Social and behaviour change communication is provided to beneficiaries and caregivers to improve dietary diversity, nutrient intake and infant and young child feeding practices.	E*.4.1: Number of people reached through interpersonal SBCC approaches (male)		Prevention of acute malnutrition	Number	109,160	139,001
E*: Social and behaviour change communication is provided to beneficiaries and caregivers to improve dietary diversity, nutrient intake and infant and young child feeding practices.	E*.4.2: Number of people reached through interpersonal SBCC approaches (female)		Prevention of acute malnutrition	Number	193,617	278,795

Activity 05: Treatment of moderate acute malnutrition in children aged 6-59 months and pregnant and lactating women and girls.

Output Category A: Resources transferred

Output Category B: Nutritious foods provided

Output Category E\*: Social and behaviour change communication (SBCC) delivered

Output	Output Indicator	Beneficiary Group	Sub Activity	Unit of measure	Planned	Actual
A:	A.1: Beneficiaries receiving food transfers	Children	Treatment of moderate acute malnutrition	Female Male <b>Total</b>	10,400 9,600 20,000	13,148 9,960 23,108
A:	A.1: Beneficiaries receiving food transfers	Pregnant and lactating women	Treatment of moderate acute malnutrition	Female <b>Total</b>	25,000 25,000	14,716 14,716
A:	A.2: Food transfers			MT	480	242

	<b>A.1*: Number of women, men, boys and girls receiving food/cash-based transfers/commodity vouchers/capacity strengthening transfers</b>								
A: Children aged 6-59 months and pregnant and lactating women and girls are treated for moderate acute malnutrition.	A.1.28: Number of project participants (male)		Treatment of moderate acute malnutrition	individual	9,800				
A: Children aged 6-59 months and pregnant and lactating women and girls are treated for moderate acute malnutrition.	A.1.29: Number of project participants (female)		Treatment of moderate acute malnutrition	individual	35,200				
A: Children aged 6-59 months and pregnant and lactating women and girls are treated for moderate acute malnutrition.	A.1.30: A. Number of direct beneficiaries of capacity strengthening transfers (male)		Treatment of moderate acute malnutrition	person					9,959
A: Children aged 6-59 months and pregnant and lactating women and girls are treated for moderate acute malnutrition.	A.1.31: A. Number of direct beneficiaries of capacity strengthening transfers (female)		Treatment of moderate acute malnutrition	person					27,865
	<b>A.6*: Number of institutional sites assisted</b>								
A: Children aged 6-59 months and pregnant and lactating women and girls are treated for moderate acute malnutrition.	A.6.10: Number of health centres/sites assisted		Treatment of moderate acute malnutrition	health center	281				281
	<b>B.2*: Quantity of specialized nutritious foods provided</b>								
B: Children aged 6-59 months and pregnant and lactating women and girls are treated for moderate acute malnutrition.	B.2.1: Quantity of specialized nutritious foods provided		Treatment of moderate acute malnutrition	Mt	480				239.11
	<b>E*.4*: Number of people reached through interpersonal SBCC approaches</b>								
E*: Social and behavior change communication is provided to beneficiaries and caregivers to improve dietary diversity, nutrient intake and infant and young child feeding practices.	E*.4.1: Number of people reached through interpersonal SBCC approaches (male)		Treatment of moderate acute malnutrition	Number	9,800				9,959
E*: Social and behavior change communication is provided to beneficiaries and caregivers to improve dietary diversity, nutrient intake and infant and young child feeding practices.	E*.4.2: Number of people reached through interpersonal SBCC approaches (female)		Treatment of moderate acute malnutrition	Number	35,200				27,865

## Outcome Results

Activity 04: Prevention of acute malnutrition and micronutrient deficiencies in children aged 6-23 months and pregnant and lactating women and girls.

Indicator	Subactivity	Sex	Baseline	End-CSP Target	2020 Target	2020 Follow-up	2019 Follow-up	2018 Follow-up	Source
-----------	-------------	-----	----------	----------------	-------------	----------------	----------------	----------------	--------

CH: Children; Syria; Food



Proportion of eligible population that participates in programme (coverage)	Prevention of acute malnutrition	Female	70	>70	>70	90.4	97	Secondary data	
		Male	66	>70	>70	90.4	97		
		<b>Overall</b>	68	>70	>70	90.4	97		
Proportion of target population that participates in an adequate number of distributions (adherence)	Prevention of acute malnutrition	Female	61	>66	>66	59.9	69	WFP programme monitoring	
		Male	69	>66	>66	51.1	58		
		<b>Overall</b>	65	>66	>66	54.9	61		
<b>PLW: Pregnant and lactating women; Syria; Value Voucher</b>									
Minimum Dietary Diversity – Women	Prevention of acute malnutrition	<b>Overall</b>	79	>80	>80	71.2	78	WFP programme monitoring	
Activity 05: Treatment of moderate acute malnutrition in children aged 6-59 months and pregnant and lactating women and girls.									
Indicator	Subactivity	Sex	Baseline	End-CSP Target	2020 Target	2020 Follow-up	2019 Follow-up	2018 Follow-up	Source
<b>CH: Children; Syria; Food</b>									
MAM Treatment Default rate	Treatment of moderate acute malnutrition	Female	14	<15	<15	24	11	Secondary data	
		Male	15	<15	<15	21	13		
		<b>Overall</b>	14	<15	<15	23	12		
MAM Treatment Mortality rate	Treatment of moderate acute malnutrition	Female	0	<3	<3	0	0	Secondary data	
		Male	0	<3	<3	0	0		
		<b>Overall</b>	0	<3	<3	0	0		
MAM Treatment Non-response rate	Treatment of moderate acute malnutrition	Female	4	<15	<15	1	2	Secondary data	
		Male	4	<15	<15	1	1		
		<b>Overall</b>	4	<15	<15	1	2		
MAM Treatment Recovery rate	Treatment of moderate acute malnutrition	Female	82	>75	>75	75	87	Secondary data	
		Male	81	>75	>75	77	86		
		<b>Overall</b>	81	>75	>75	76	87		
Proportion of target population that participates in an adequate number of distributions (adherence)	Treatment of moderate acute malnutrition	Female	82	>66	>66	75	87	Secondary data	
		Male	81	>66	>66	77	86		
		<b>Overall</b>	81	>66	>66	76	87		



**Strategic Outcome 04 : Humanitarian partners across the Syrian Arab Republic benefit from augmented logistics and emergency telecommunications capacity and Air services, enabling them to provide humanitarian assistance throughout the crisis.**

**- Crisis Response**

**Output Results**

Activity 06: Provide coordination, information management, capacity development and shared logistics services to sector partners that face logistics gaps.

Output Category H: Shared services and platforms provided

Output Category K: Partnership supported

Output	Output Indicator	Beneficiary Group	Sub Activity	Unit of measure	Planned	Actual
	<b>H.4*: Total volume of cargo transported</b>					
H: Crisis-affected populations benefit from humanitarian partners being provided with coordination and services that cover logistics gaps, enabling the implementation of activities.	H.4.25: Volume of cargo handled through storage services		Logistics Cluster	m3	16,000	16,532.75
	<b>K.1*: Number of partners supported</b>					
K: Crisis-affected populations benefit from humanitarian partners being provided with coordination and services that cover logistics gaps, enabling the implementation of activities.	K.1.1: Number of partners supported		Logistics Cluster	partner partner	100	77

Activity 07: Provide shared ICT services, emergency telecommunications coordination and information technology (IT) emergency preparedness training to humanitarian organizations in common operational areas.

Output Category C: Capacity development and technical support provided

Output Category H: Shared services and platforms provided

Output Category K: Partnership supported

Output	Output Indicator	Beneficiary Group	Sub Activity	Unit of measure	Planned	Actual
	<b>C.4*: Number of people engaged in capacity strengthening initiatives facilitated by WFP to enhance national food security and nutrition stakeholder capacities (new)</b>					
C: Crisis-affected populations benefit from humanitarian organizations being provided with shared information and communications technology (ICT) services and coordination support in common operational areas.	C.4*.1: Number of government/national partner staff receiving technical assistance and training		Emergency Telecommunication Cluster	individual	25	14
	<b>C.5*: Number of capacity strengthening initiatives facilitated by WFP to enhance national food security and nutrition stakeholder capacities (new)</b>					
C: Crisis-affected populations benefit from humanitarian organizations being provided with shared information and communications technology (ICT) services and coordination support in common operational areas.	C.5*.2: Number of training sessions/workshop organized		Emergency Telecommunication Cluster	training session	2	1
	<b>H.1*: Number of shared services provided, by type</b>					

H: Crisis-affected populations benefit from humanitarian organizations being provided with shared information and communications technology (ICT) services and coordination support in common operational areas.	H.1.105: Number of services provided		Emergency Tel ecommunicati on Cluster	service	4	4
	<b>K.1*: Number of partners supported</b>					
K: Crisis-affected populations benefit from humanitarian organizations being provided with shared information and communications technology (ICT) services and coordination support in common operational areas.	K.1.1: Number of partners supported		Emergency Tel ecommunicati on Cluster	partner	15	15
Activity 08: Provide technical assistance and support services to humanitarian partners.						
Output Category H: Shared services and platforms provided						
Output	Output Indicator	Beneficiary Group	Sub Activity	Unit of measure	Planned	Actual
	<b>H.1*: Number of shared services provided, by type</b>					
H: Crisis-affected populations benefit from humanitarian partners being provided with technical assistance and support services.	H.1.105: Number of services provided		Logistics Cluster	service service	3	4
H: Crisis-affected populations benefit from humanitarian partners being provided with technical assistance and support services.	H.1.129: Total storage space made available (m2)		Logistics Cluster	unit	11,500	7,850
Activity 09: Provide passenger and light cargo services (United Nations Humanitarian Air Service (UNHAS)) to the humanitarian community.						
Output Category H: Shared services and platforms provided						
Output	Output Indicator	Beneficiary Group	Sub Activity	Unit of measure	Planned	Actual
	<b>H.4*: Total volume of cargo transported</b>					
H: Crisis-affected populations benefit from the availability of humanitarian air services for the safe transportation of humanitarian staff and the timely delivery of humanitarian assistance	H.4.13: Quantity of cargo delivered (mt)		Humanitarian Air Service	Mt	1	2.2
	<b>H.6*: Percentage of payload delivered against available capacity</b>					
H: Crisis-affected populations benefit from the availability of humanitarian air services for the safe transportation of humanitarian staff and the timely delivery of humanitarian assistance	H.6.1: Percentage of payload delivered against available capacity		Humanitarian Air Service	%	0.4	39.8
	<b>H.7*: Total number of passengers transported</b>					
H: Crisis-affected populations benefit from the availability of humanitarian air services for the safe transportation of humanitarian staff and the timely delivery of humanitarian assistance	H.7.3: Number of passengers transported		Humanitarian Air Service	individual	150	
H: Crisis-affected populations benefit from the availability of humanitarian air services for the safe transportation of humanitarian staff and the timely delivery of humanitarian assistance	H.7.5: Number of passengers transported monthly against planned (passengers transported)		Humanitarian Air Service	individual		115

## Outcome Results

Activity 06: Provide coordination, information management, capacity development and shared logistics services to sector partners that face logistics gaps.

Indicator	Subactivity	Sex	Baseline	End-CSP Target	2020 Target	2020 Follow-up	2019 Follow-up	2018 Follow-up	Source
-----------	-------------	-----	----------	----------------	-------------	----------------	----------------	----------------	--------

**All: All; Syria;**

User satisfaction rate	Logistics Cluster	<b>Overall</b>	90	>99	>99	93	98		WFP survey
------------------------	-------------------	----------------	----	-----	-----	----	----	--	------------

Activity 07: Provide shared ICT services, emergency telecommunications coordination and information technology (IT) emergency preparedness training to humanitarian organizations in common operational areas.

Indicator	Subactivity	Sex	Baseline	End-CSP Target	2020 Target	2020 Follow-up	2019 Follow-up	2018 Follow-up	Source
-----------	-------------	-----	----------	----------------	-------------	----------------	----------------	----------------	--------

**All: All; Syria;**

User satisfaction rate	Emergency Telecommunication Cluster	<b>Overall</b>	80	>87	>87	96	86		WFP survey
------------------------	-------------------------------------	----------------	----	-----	-----	----	----	--	------------

# Cross-cutting Indicators

## Progress towards gender equality indicators

Improved gender equality and women's empowerment among WFP-assisted population									
Proportion of food assistance decision-making entity – committees, boards, teams, etc. – members who are women									
Target group, Location, Modalities	Activity	Subactivity	Category	Sex	Baseline	End-CSP Target	2020 Target	2020 Follow-up	2019 Follow-up
All; Syria; Food	Act 03: Provision of livelihood support through household- and communal-level asset creation through food assistance for assets (FFA) activities and enhanced human capital through food assistance for training (FFT).	Food assistance for asset		Overall	21	≥30	≥30		19
All; Syria; Value Voucher	Act 03: Provision of livelihood support through household- and communal-level asset creation through food assistance for assets (FFA) activities and enhanced human capital through food assistance for training (FFT).	Food assistance for asset		Overall	21	≥30	≥30		21
Proportion of households where women, men, or both women and men make decisions on the use of food/cash/vouchers, disaggregated by transfer modality									
Target group, Location, Modalities	Activity	Subactivity	Category	Sex	Baseline	End-CSP Target	2020 Target	2020 Follow-up	2019 Follow-up
All; All; Syria; Value Voucher	Act 03: Provision of livelihood support through household- and communal-level asset creation through food assistance for assets (FFA) activities and enhanced human capital through food assistance for training (FFT).	Food assistance for asset	Decisions made by women	Overall	38	<25	<25	48.10	48
			Decisions made by men	Overall	35	<25	<25	30.60	17
			Decisions jointly made by women and men	Overall	27	>50	>50	15.90	34
All; Syria; Food	Act 01: Provision of general food assistance in the form of regular in-kind or CBT monthly food assistance with ready-to-eat rations in the initial phase of displacement.	General Distribution	Decisions made by women	Overall	57	>57	>57	43.70	57
			Decisions made by men	Overall	10	<10	<10	20.10	13

			Decisions jointly made by women and men	<b>Overall</b>	33	>33	>33	36.20	30
	Act 03: Provision of livelihood support through household- and communal-level asset creation through food assistance for assets (FFA) activities and enhanced human capital through food assistance for training (FFT).	Food assistance for asset	Decisions made by women	<b>Overall</b>	53.20	<50	>50	38.70	50
			Decisions made by men	<b>Overall</b>	12.80	<13	<13	16.70	13
			Decisions jointly made by women and men	<b>Overall</b>	34	>57	>37	44.60	37
Children; Syria; Value Voucher	Act 02: Provision of school meals for pre- and primary schoolchildren in regular schools and CBTs to out-of-school children enrolled in informal education or alternate learning opportunities.	School feeding (take-home rations)	Decisions made by women	<b>Overall</b>	51	<25	<25		
			Decisions made by men	<b>Overall</b>	9	<25	<25		
			Decisions jointly made by women and men	<b>Overall</b>	40	>50	>50		
PLWG; Syria; Value Voucher	Act 04: Prevention of acute malnutrition and micronutrient deficiencies in children aged 6-23 months and pregnant and lactating women and girls.	Prevention of acute malnutrition	Decisions made by women	<b>Overall</b>	32	<30	<30	53	46
			Decisions made by men	<b>Overall</b>	8	<6	<6	3.60	3
			Decisions jointly made by women and men	<b>Overall</b>	60	>64	>64	43.40	51

## Protection indicators

Affected populations are able to benefit from WFP programmes in a manner that ensures and promotes their safety, dignity and integrity								
Proportion of targeted people having unhindered access to WFP programmes (new)								
Target group, Location, Modalities	Activity	Subactivity	Sex	Baseline	End-CSP Target	2020 Target	2020 Follow-up	2019 Follow-up
All; Syria; Food	Act 01: Provision of general food assistance in the form of regular in-kind or CBT monthly food assistance with ready-to-eat rations in the initial phase of displacement.	General Distribution	Female	99.30	>99.80	>99.80	99.60	99
			Male	99.10	>99.80	>99.80	99.60	99
			Overall	99.20	>99.80	>99.80	99.60	99
	Act 03: Provision of livelihood support through household- and communal-level asset creation through food assistance for assets (FFA) activities and enhanced human capital through food assistance for training (FFT).	Food assistance for asset	Female	95.50	>99	>99	96.50	98
			Male	95	>99	>99	96.30	99
			Overall	95.20	>99	>99	96.30	99
All; Syria; Value Voucher	Act 03: Provision of livelihood support through household- and communal-level asset creation through food assistance for assets (FFA) activities and enhanced human capital through food assistance for training (FFT).	Food assistance for asset	Female	81.60	>99	>99	97.60	99
			Male	92.40	>99	>99	93.90	99
			Overall	90.10	>99	>99	94.70	99
Children; Syria; Food	Act 04: Prevention of acute malnutrition and micronutrient deficiencies in children aged 6-23 months and pregnant and lactating women and girls.	Prevention of acute malnutrition	Female	97.90	>99	>99		90
			Male	97.10	>98	>98		97
			Overall	97.30	>99	>99		96
	Act 05: Treatment of moderate acute malnutrition in children aged 6-59 months and pregnant and lactating women and girls.	Treatment of moderate acute malnutrition	Female	99.70	>99	>99	98.70	98
			Male	98.40	>99	>99	98	96
			Overall	98.60	>99	>99	98.10	97
PLWG; Syria; Value Voucher	Act 04: Prevention of acute malnutrition and micronutrient deficiencies in children aged 6-23 months and pregnant and lactating women and girls.	Prevention of acute malnutrition	Female	99.60	>99.80	>99.80	99.40	99
			Male	0	>0	>0	0	0
			Overall	99.60	>99.80	>99.80	99.40	99
Proportion of targeted people receiving assistance without safety challenges (new)								
Target group, Location, Modalities	Activity	Subactivity	Sex	Baseline	End-CSP Target	2020 Target	2020 Follow-up	2019 Follow-up

All; Syria; Food	Act 01: Provision of general food assistance in the form of regular in-kind or CBT monthly food assistance with ready-to-eat rations in the initial phase of displacement.	General Distribution	<b>Female</b>	100	>99	>99	99.80	96
			<b>Male</b>	100	>99	>99	99.50	96
			<b>Overall</b>	100	>99	>99	99.50	96
	Act 03: Provision of livelihood support through household- and communal-level asset creation through food assistance for assets (FFA) activities and enhanced human capital through food assistance for training (FFT).	Food assistance for asset	<b>Female</b>	100	>99	>99	100	100
			<b>Male</b>	100	>99	>99	99.70	99
			<b>Overall</b>	100	>99	>99	99.80	99
All; Syria; Value Voucher	Act 03: Provision of livelihood support through household- and communal-level asset creation through food assistance for assets (FFA) activities and enhanced human capital through food assistance for training (FFT).	Food assistance for asset	<b>Female</b>	100	>99	>99	100	100
			<b>Male</b>	100	>99	>99	98.60	99
			<b>Overall</b>	100	>99	>99	98.90	99
Children; Syria; Food	Act 04: Prevention of acute malnutrition and micronutrient deficiencies in children aged 6-23 months and pregnant and lactating women and girls.	Prevention of acute malnutrition	<b>Female</b>	95	>95	>95		90
			<b>Male</b>	96	>98	>98		97
			<b>Overall</b>	95	>97	>97		96
	Act 05: Treatment of moderate acute malnutrition in children aged 6-59 months and pregnant and lactating women and girls.	Treatment of moderate acute malnutrition	<b>Female</b>	100	>99	>99	100	100
			<b>Male</b>	100	>99	>99	100	100
			<b>Overall</b>	100	>99	>99	100	100
Children; Syria; Value Voucher	Act 02: Provision of school meals for pre- and primary schoolchildren in regular schools and CBTs to out-of-school children enrolled in informal education or alternate learning opportunities.	School feeding (take-home rations)	<b>Female</b>	95	>96	>96		95
			<b>Male</b>	98	>99	>99		98
			<b>Overall</b>	97	>99	>98		97
PLWG; Syria; Value Voucher	Act 04: Prevention of acute malnutrition and micronutrient deficiencies in children aged 6-23 months and pregnant and lactating women and girls.	Prevention of acute malnutrition	<b>Female</b>	100	>99	>99	98.90	99
			<b>Male</b>	0	>0	>0	0	0
			<b>Overall</b>	100	>99	>99	98.90	99

#### Proportion of targeted people who report that WFP programmes are dignified (new)

Target group, Location, Modalities	Activity	Subactivity	Sex	Baseline	End-CSP Target	2020 Target	2020 Follow-up	2019 Follow-up
------------------------------------	----------	-------------	-----	----------	----------------	-------------	----------------	----------------

All; Syria; Food	Act 01: Provision of general food assistance in the form of regular in-kind or CBT monthly food assistance with ready-to-eat rations in the initial phase of displacement.	General Distribution	<b>Female</b>	95	>99	>99	99.40	99
			<b>Male</b>	97	>98	>98	98.10	97
			<b>Overall</b>	96	>98	>98	98.50	97
	Act 03: Provision of livelihood support through household- and communal-level asset creation through food assistance for assets (FFA) activities and enhanced human capital through food assistance for training (FFT).	Food assistance for asset	<b>Female</b>	100	>99.80	>99.80	100	98
			<b>Male</b>	99.50	>99.80	>99.80	99.40	99
			<b>Overall</b>	99.70	>99.80	>99.80	99.50	99
All; Syria; Value Voucher	Act 03: Provision of livelihood support through household- and communal-level asset creation through food assistance for assets (FFA) activities and enhanced human capital through food assistance for training (FFT).	Food assistance for asset	<b>Female</b>	100	>99.80	>99.80	100	99
			<b>Male</b>	99.10	>99.80	>99.80	100	99
			<b>Overall</b>	99.30	>99.80	>99.80	100	99
Children; Syria; Food	Act 04: Prevention of acute malnutrition and micronutrient deficiencies in children aged 6-23 months and pregnant and lactating women and girls.	Prevention of acute malnutrition	<b>Female</b>	93	>99	>99		100
			<b>Male</b>	96	>98	>98		97
			<b>Overall</b>	95	>99	>99		98
	Act 05: Treatment of moderate acute malnutrition in children aged 6-59 months and pregnant and lactating women and girls.	Treatment of moderate acute malnutrition	<b>Female</b>	100	>99	>99	100	100
			<b>Male</b>	99.90	>99	>99	100	100
			<b>Overall</b>	99.90	>99	>99	100	100
PLWG; Syria; Value Voucher	Act 04: Prevention of acute malnutrition and micronutrient deficiencies in children aged 6-23 months and pregnant and lactating women and girls.	Prevention of acute malnutrition	<b>Female</b>	99	>99	>99	96	96
			<b>Male</b>	0	>0	>0	0	0
			<b>Overall</b>	99	>99	>99	96	96



## Accountability to affected population indicators

Affected populations are able to hold WFP and partners accountable for meeting their hunger needs in a manner that reflects their views and preferences								
Proportion of assisted people informed about the programme (who is included, what people will receive, length of assistance)								
Target group, Location, Modalities	Activity	Subactivity	Sex	Baseline	End-CSP Target	2020 Target	2020 Follow-up	2019 Follow-up
All;All; Syria; Value Voucher	Act 03: Provision of livelihood support through household- and communal-level asset creation through food assistance for assets (FFA) activities and enhanced human capital through food assistance for training (FFT).	Food assistance for asset	Female	43	>50	>50	66.70	48
			Male	42	>45	>45	72.80	43
			Overall	42	>45	>45	71.40	45
All; Syria; Food	Act 01: Provision of general food assistance in the form of regular in-kind or CBT monthly food assistance with ready-to-eat rations in the initial phase of displacement.	General Distribution	Female	14.90	≥20	≥20	8.80	19
			Male	7.50	≥15	≥15	9.60	14
			Overall	10.20	≥17	≥17	9.40	15
	Act 03: Provision of livelihood support through household- and communal-level asset creation through food assistance for assets (FFA) activities and enhanced human capital through food assistance for training (FFT).	Food assistance for asset	Female	35.90	>36	>36	8.80	28
			Male	31.70	>32	>32	19.10	22
			Overall	33.20	>34	>34	17.60	23
Children; Syria; Food	Act 04: Prevention of acute malnutrition and micronutrient deficiencies in children aged 6-23 months and pregnant and lactating women and girls.	Prevention of acute malnutrition	Female	13.80	>30	>30		27
			Male	9.50	>15	>15		11
			Overall	10.90	>20	>20		15
	Act 05: Treatment of moderate acute malnutrition in children aged 6-59 months and pregnant and lactating women and girls.	Treatment of moderate acute malnutrition	Female	62.60	>64	>64	26	55
			Male	43.30	>45	>45	33.60	37
			Overall	46.10	>48	>48	32.40	40
Children; Syria; Value Voucher	Act 02: Provision of school meals for pre- and primary schoolchildren in regular schools and CBTs to out-of-school children enrolled in informal education or alternate learning opportunities.	School feeding (take-home rations)	Female	17	>20	>20		17
			Male	17	>20	>20		17
			Overall	17	>20	>20		17
PLWG; Syria; Value Voucher	Act 04: Prevention of acute malnutrition and micronutrient deficiencies in children aged 6-23 months and pregnant and lactating women and girls.	Prevention of acute malnutrition	Female	76	>78	>78	69.20	73
			Male	0	>0	>0	0	0
			Overall	76	>78	>78	69.20	73

## Environment indicators

Targeted communities benefit from WFP programmes in a manner that does not harm the environment								
Proportion of FLAs/MOUs/CCs for CSP activities screened for environmental and social risk								
Target group, Location, Modalities	Activity	Subactivity	Sex	Baseline	End-CSP Target	2020 Target	2020 Follow-up	2019 Follow-up
All; Syria	Act 01: Provision of general food assistance in the form of regular in-kind or CBT monthly food assistance with ready-to-eat rations in the initial phase of displacement.	General Distribution	<b>Overall</b>	0	>0	>0		

**World Food Programme**

**Contact info**

Sean O'Brien

[sean.obrien@wfp.org](mailto:sean.obrien@wfp.org)

Cover page photo © WFP/Photo Library

WFP supports families across Syria to access fresh bread – a staple in the Syrian diet.

<https://www.wfp.org/countries/syrian-arab-republic>

# Financial Section

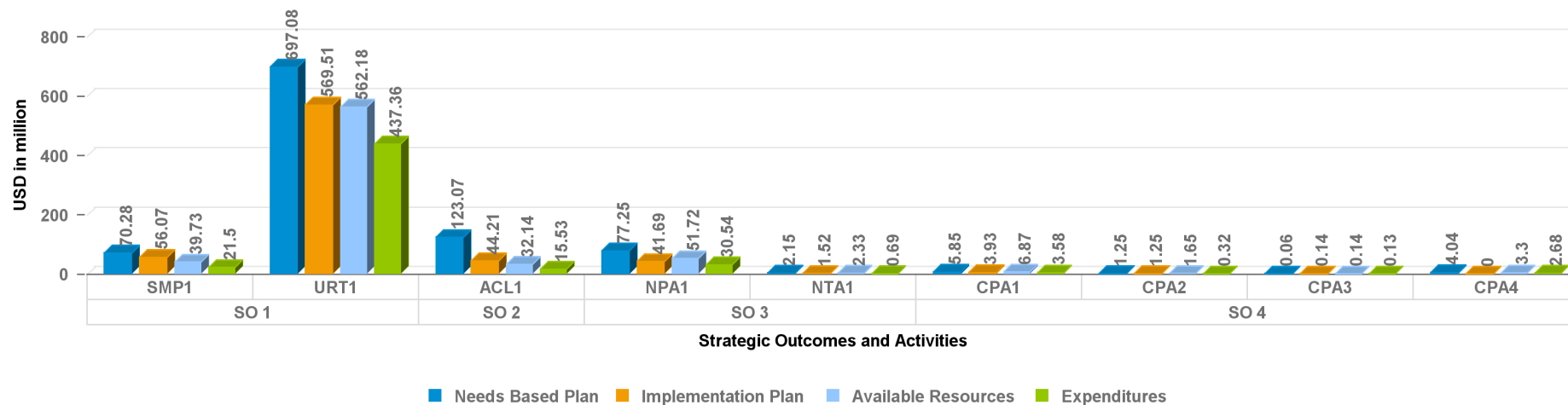
*Financial information is taken from WFP's financial records which have been submitted to WFP's auditors.*

# Annual Country Report

## Syria Country Portfolio Budget 2020 (2019-2021)

### Annual Financial Overview for the period 1 January to 31 December 2020 (Amount in USD)

#### Annual CPB Overview



Code	Strategic Outcome
SO 1	Food-insecure populations affected by the crisis, including host communities, internally displaced persons and returnees, in all governorates, have access to life-saving food to meet their basic food needs all year round.
SO 2	Food-insecure families in urban and rural areas affected by the crisis are enabled to meet their basic food and nutrition needs and increase their self-reliance throughout the year.
SO 3	Nutritionally vulnerable groups, especially children and pregnant and lactating women and girls, across the Syrian Arab Republic have reduced levels of malnutrition throughout the year.
SO 4	Humanitarian partners across the Syrian Arab Republic benefit from augmented logistics and emergency telecommunications capacity and Air services, enabling them to provide humanitarian assistance throughout the crisis.
Code	Country Activity Long Description
ACL1	Provision of livelihood support through household- and communal-level asset creation through food assistance for assets (FFA) activities and enhanced human capital through food assistance for training (FFT).
CPA1	Provide coordination, information management, capacity development and shared logistics services to sector partners that face logistics gaps.
CPA2	Provide shared ICT services, emergency telecommunications coordination and information technology (IT) emergency preparedness training to humanitarian organizations in common operational areas.
CPA3	Provide technical assistance and support services to humanitarian partners.
CPA4	Provide passenger and light cargo services (United Nations Humanitarian Air Service (UNHAS)) to the humanitarian community.
NPA1	Prevention of acute malnutrition and micronutrient deficiencies in children aged 6-23 months and pregnant and lactating women and girls.
NTA1	Treatment of moderate acute malnutrition in children aged 6-59 months and pregnant and lactating women and girls.
SMP1	Provision of school meals for pre- and primary schoolchildren in regular schools and CBTs to out-of-school children enrolled in informal education or alternate learning opportunities.
URT1	Provision of general food assistance in the form of regular in-kind or CBT monthly food assistance with ready-to-eat rations in the initial phase of displacement.

# Annual Country Report

## Syria Country Portfolio Budget 2020 (2019-2021)

### Annual Financial Overview for the period 1 January to 31 December 2020 (Amount in USD)

Strategic Result	Strategic Outcome	Activity	Needs Based Plan	Implementation Plan	Available Resources	Expenditures
1	Food-insecure families in urban and rural areas affected by the crisis are enabled to meet their basic food and nutrition needs and increase their self-reliance throughout the year.	Provision of livelihood support through household- and communal-level asset creation through food assistance for assets (FFA) activities and enhanced human capital through food assistance for training (FFT).	123,072,311	44,212,658	32,138,210	15,530,834
		Non Activity Specific	0	0	1,644	0
	Food-insecure populations affected by the crisis, including host communities, internally displaced persons and returnees, in all governorates, have access to life-saving food to meet their basic food needs all year round.	Provision of school meals for pre- and primary schoolchildren in regular schools and CBTs to out-of-school children enrolled in informal education or alternate learning opportunities.	70,284,096	56,073,999	39,733,215	21,504,483
Provision of general food assistance in the form of regular in-kind or CBT monthly food assistance with ready-to-eat rations in the initial phase of displacement.		697,084,826	569,505,596	561,997,329	437,362,487	

# Annual Country Report

## Syria Country Portfolio Budget 2020 (2019-2021)

### Annual Financial Overview for the period 1 January to 31 December 2020 (Amount in USD)

Strategic Result	Strategic Outcome	Activity	Needs Based Plan	Implementation Plan	Available Resources	Expenditures
1	Food-insecure populations affected by the crisis, including host communities, internally displaced persons and returnees, in all governorates, have access to life-saving food to meet their basic food needs all year round.	Non Activity Specific	0	0	4,056,370	0
<b>Subtotal Strategic Result 1. Everyone has access to food (SDG Target 2.1)</b>			<b>890,441,233</b>	<b>669,792,253</b>	<b>637,926,768</b>	<b>474,397,805</b>
2	Nutritionally vulnerable groups, especially children and pregnant and lactating women and girls, across the Syrian Arab Republic have reduced levels of malnutrition throughout the year.	Prevention of acute malnutrition and micronutrient deficiencies in children aged 6-23 months and pregnant and lactating women and girls.	77,254,212	41,687,587	51,720,463	30,536,897
		Treatment of moderate acute malnutrition in children aged 6-59 months and pregnant and lactating women and girls.	2,146,225	1,522,448	2,333,685	694,552
		Non Activity Specific	0	0	1,824,363	0
<b>Subtotal Strategic Result 2. No one suffers from malnutrition (SDG Target 2.2)</b>			<b>79,400,437</b>	<b>43,210,035</b>	<b>55,878,512</b>	<b>31,231,449</b>

# Annual Country Report

## Syria Country Portfolio Budget 2020 (2019-2021)

### Annual Financial Overview for the period 1 January to 31 December 2020 (Amount in USD)

Strategic Result	Strategic Outcome	Activity	Needs Based Plan	Implementation Plan	Available Resources	Expenditures
8	Humanitarian partners across the Syrian Arab Republic benefit from augmented logistics and emergency telecommunications capacity and Air services, enabling them to provide humanitarian assistance throughout the crisis.	Provide coordination, information management, capacity development and shared logistics services to sector partners that face logistics gaps.	5,847,455	3,932,757	6,872,462	3,582,525
		Provide shared ICT services, emergency telecommunications coordination and information technology (IT) emergency preparedness training to humanitarian organizations in common operational areas.	1,252,744	1,250,300	1,648,148	317,239
		Provide technical assistance and support services to humanitarian partners.	55,683	138,996	144,183	127,195
		Provide passenger and light cargo services (United Nations Humanitarian Air Service (UNHAS)) to the humanitarian community.	4,043,743	0	3,302,596	2,676,206



# Annual Country Report

## Syria Country Portfolio Budget 2020 (2019-2021)

### Annual Financial Overview for the period 1 January to 31 December 2020 (Amount in USD)

Strategic Result	Strategic Outcome	Activity	Needs Based Plan	Implementation Plan	Available Resources	Expenditures
8	Humanitarian partners across the Syrian Arab Republic benefit from augmented logistics and emergency telecommunications capacity and Air services, enabling them to provide humanitarian assistance throughout the crisis.	Non Activity Specific	0	0	20,471	0
<b>Subtotal Strategic Result 8. Sharing of knowledge, expertise and technology strengthen global partnership support to country efforts to achieve the SDGs (SDG Target 17.16)</b>			<b>11,199,625</b>	<b>5,322,053</b>	<b>11,987,860</b>	<b>6,703,165</b>
	Non SO Specific	Non Activity Specific	0	0	14,075,365	0
<b>Subtotal Strategic Result</b>			<b>0</b>	<b>0</b>	<b>14,075,365</b>	<b>0</b>
<b>Total Direct Operational Cost</b>			<b>981,041,294</b>	<b>718,324,341</b>	<b>719,868,504</b>	<b>512,332,419</b>
<b>Direct Support Cost (DSC)</b>			<b>25,799,993</b>	<b>27,077,491</b>	<b>29,682,290</b>	<b>15,495,326</b>
<b>Total Direct Costs</b>			<b>1,006,841,287</b>	<b>745,401,832</b>	<b>749,550,794</b>	<b>527,827,744</b>
<b>Indirect Support Cost (ISC)</b>			<b>65,444,684</b>	<b>48,451,119</b>	<b>31,227,526</b>	<b>31,227,526</b>
<b>Grand Total</b>			<b>1,072,285,971</b>	<b>793,852,951</b>	<b>780,778,320</b>	<b>559,055,270</b>



Brian Ah Poe  
Chief

Contribution Accounting and Donor Financial Reporting Branch

## Columns Definition

---

### Needs Based Plan

Latest annual approved version of operational needs as of December of the reporting year. WFP's needs-based plans constitute an appeal for resources to implement operations which are designed based on needs assessments undertaken in collaboration with government counterparts and partners

### Implementation Plan

Implementation Plan as of January of the reporting period which represents original operational prioritized needs taking into account funding forecasts of available resources and operational challenges

### Available Resources

Unspent Balance of Resources carried forward, Allocated contribution in the current year, Advances and Other resources in the current year. It excludes contributions that are stipulated by donor for use in future years

### Expenditures

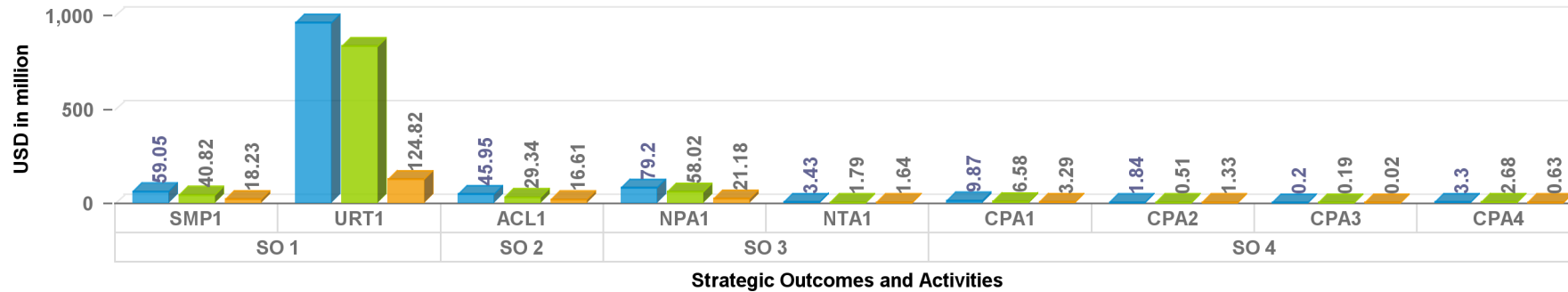
Monetary value of goods and services received and recorded within the reporting year

# Annual Country Report

## Syria Country Portfolio Budget 2020 (2019-2021)

### Cumulative Financial Overview as at 31 December 2020 (Amount in USD)

#### Cumulative CPB Overview



■ Allocated Resources ■ Expenditures ■ Balance of Resources

Code	Strategic Outcome
SO 1	Food-insecure populations affected by the crisis, including host communities, internally displaced persons and returnees, in all governorates, have access to life-saving food to meet their basic food needs all year round.
SO 2	Food-insecure families in urban and rural areas affected by the crisis are enabled to meet their basic food and nutrition needs and increase their self-reliance throughout the year.
SO 3	Nutritionally vulnerable groups, especially children and pregnant and lactating women and girls, across the Syrian Arab Republic have reduced levels of malnutrition throughout the year.
SO 4	Humanitarian partners across the Syrian Arab Republic benefit from augmented logistics and emergency telecommunications capacity and Air services, enabling them to provide humanitarian assistance throughout the crisis.
Code	Country Activity - Long Description
ACL1	Provision of livelihood support through household- and communal-level asset creation through food assistance for assets (FFA) activities and enhanced human capital through food assistance for training (FFT).
CPA1	Provide coordination, information management, capacity development and shared logistics services to sector partners that face logistics gaps.
CPA2	Provide shared ICT services, emergency telecommunications coordination and information technology (IT) emergency preparedness training to humanitarian organizations in common operational areas.
CPA3	Provide technical assistance and support services to humanitarian partners.
CPA4	Provide passenger and light cargo services (United Nations Humanitarian Air Service (UNHAS)) to the humanitarian community.
NPA1	Prevention of acute malnutrition and micronutrient deficiencies in children aged 6-23 months and pregnant and lactating women and girls.
NTA1	Treatment of moderate acute malnutrition in children aged 6-59 months and pregnant and lactating women and girls.
SMP1	Provision of school meals for pre- and primary schoolchildren in regular schools and CBTs to out-of-school children enrolled in informal education or alternate learning opportunities.
URT1	Provision of general food assistance in the form of regular in-kind or CBT monthly food assistance with ready-to-eat rations in the initial phase of displacement.

# Annual Country Report

## Syria Country Portfolio Budget 2020 (2019-2021)

### Cumulative Financial Overview as at 31 December 2020 (Amount in USD)

Strategic Result	Strategic Outcome	Activity	Needs Based Plan	Allocated Contributions	Advance and Allocation	Allocated Resources	Expenditures	Balance of Resources
1	Food-insecure families in urban and rural areas affected by the crisis are enabled to meet their basic food and nutrition needs and increase their self-reliance throughout the year.	Provision of livelihood support through household- and communal-level asset creation through food assistance for assets (FFA) activities and enhanced human capital through food assistance for training (FFT).	233,631,608	45,951,603	0	45,951,603	29,344,228	16,607,375
		Non Activity Specific	0	1,644	0	1,644	0	1,644
	Food-insecure populations affected by the crisis, including host communities, internally displaced persons and returnees, in all governorates, have access to life-saving food to meet their basic food needs all year round.	Provision of school meals for pre- and primary schoolchildren in regular schools and CBTs to out-of-school children enrolled in informal education or alternate learning opportunities.	126,236,227	59,050,034	0	59,050,034	40,821,301	18,228,732

# Annual Country Report

## Syria Country Portfolio Budget 2020 (2019-2021)

### Cumulative Financial Overview as at 31 December 2020 (Amount in USD)

Strategic Result	Strategic Outcome	Activity	Needs Based Plan	Allocated Contributions	Advance and Allocation	Allocated Resources	Expenditures	Balance of Resources
1	Food-insecure populations affected by the crisis, including host communities, internally displaced persons and returnees, in all governorates, have access to life-saving food to meet their basic food needs all year round.	Provision of general food assistance in the form of regular in-kind or CBT monthly food assistance with ready-to-eat rations in the initial phase of displacement.	1,151,917,191	958,040,527	0	958,040,527	833,405,685	124,634,841
		Non Activity Specific	0	4,056,370	0	4,056,370	0	4,056,370
<b>Subtotal Strategic Result 1. Everyone has access to food (SDG Target 2.1)</b>			<b>1,511,785,027</b>	<b>1,067,100,178</b>	<b>0</b>	<b>1,067,100,178</b>	<b>903,571,215</b>	<b>163,528,963</b>

# Annual Country Report

## Syria Country Portfolio Budget 2020 (2019-2021)

### Cumulative Financial Overview as at 31 December 2020 (Amount in USD)

Strategic Result	Strategic Outcome	Activity	Needs Based Plan	Allocated Contributions	Advance and Allocation	Allocated Resources	Expenditures	Balance of Resources
2	Nutritionally vulnerable groups, especially children and pregnant and lactating women and girls, across the Syrian Arab Republic have reduced levels of malnutrition throughout the year.	Prevention of acute malnutrition and micronutrient deficiencies in children aged 6-23 months and pregnant and lactating women and girls.	119,147,334	79,199,147	0	79,199,147	58,015,581	21,183,566
		Treatment of moderate acute malnutrition in children aged 6-59 months and pregnant and lactating women and girls.	4,266,482	3,425,270	0	3,425,270	1,786,138	1,639,133
		Non Activity Specific	0	1,824,363	0	1,824,363	0	1,824,363
<b>Subtotal Strategic Result 2. No one suffers from malnutrition (SDG Target 2.2)</b>			<b>123,413,816</b>	<b>84,448,780</b>	<b>0</b>	<b>84,448,780</b>	<b>59,801,718</b>	<b>24,647,062</b>

# Annual Country Report

## Syria Country Portfolio Budget 2020 (2019-2021)

### Cumulative Financial Overview as at 31 December 2020 (Amount in USD)

Strategic Result	Strategic Outcome	Activity	Needs Based Plan	Allocated Contributions	Advance and Allocation	Allocated Resources	Expenditures	Balance of Resources
8	Humanitarian partners across the Syrian Arab Republic benefit from augmented logistics and emergency telecommunications capacity and Air services, enabling them to provide humanitarian assistance throughout the crisis.	Provide coordination, information management, capacity development and shared logistics services to sector partners that face logistics gaps.	11,670,884	9,866,260	0	9,866,260	6,576,322	3,289,938
		Provide shared ICT services, emergency telecommunications coordination and information technology (IT) emergency preparedness training to humanitarian organizations in common operational areas.	3,201,355	1,841,434	0	1,841,434	510,525	1,330,909
		Provide technical assistance and support services to humanitarian partners.	111,366	202,267	0	202,267	185,279	16,988

# Annual Country Report

## Syria Country Portfolio Budget 2020 (2019-2021)

### Cumulative Financial Overview as at 31 December 2020 (Amount in USD)

Strategic Result	Strategic Outcome	Activity	Needs Based Plan	Allocated Contributions	Advance and Allocation	Allocated Resources	Expenditures	Balance of Resources
8	Humanitarian partners across the Syrian Arab Republic benefit from augmented logistics and emergency telecommunications capacity and Air services, enabling them to provide humanitarian assistance throughout the crisis.	Provide passenger and light cargo services (United Nations Humanitarian Air Service (UNHAS)) to the humanitarian community.	4,043,743	3,302,596	0	3,302,596	2,676,206	626,391
		Non Activity Specific	0	20,471	0	20,471	0	20,471
<b>Subtotal Strategic Result 8. Sharing of knowledge, expertise and technology strengthen global partnership support to country efforts to achieve the SDGs (SDG Target 17.16)</b>			<b>19,027,348</b>	<b>15,233,027</b>	<b>0</b>	<b>15,233,027</b>	<b>9,948,331</b>	<b>5,284,696</b>
	Non SO Specific	Non Activity Specific	0	14,075,365	0	14,075,365	0	14,075,365
<b>Subtotal Strategic Result</b>			<b>0</b>	<b>14,075,365</b>	<b>0</b>	<b>14,075,365</b>	<b>0</b>	<b>14,075,365</b>
<b>Total Direct Operational Cost</b>			<b>1,654,226,190</b>	<b>1,180,857,350</b>	<b>0</b>	<b>1,180,857,350</b>	<b>973,321,264</b>	<b>207,536,086</b>
<b>Direct Support Cost (DSC)</b>			<b>44,874,039</b>	<b>40,744,109</b>	<b>0</b>	<b>40,744,109</b>	<b>26,557,144</b>	<b>14,186,964</b>
<b>Total Direct Costs</b>			<b>1,699,100,229</b>	<b>1,221,601,458</b>	<b>0</b>	<b>1,221,601,458</b>	<b>999,878,408</b>	<b>221,723,050</b>
<b>Indirect Support Cost (ISC)</b>			<b>110,441,515</b>	<b>63,528,055</b>		<b>63,528,055</b>	<b>63,528,055</b>	<b>0</b>

This computer generated report is certified by the Chief of Contribution Accounting and Donor Financial Reporting Branch (FINC)

21/01/2021 15:12:52



# Annual Country Report

## Syria Country Portfolio Budget 2020 (2019-2021)

### Cumulative Financial Overview as at 31 December 2020 (Amount in USD)

Strategic Result	Strategic Outcome	Activity	Needs Based Plan	Allocated Contributions	Advance and Allocation	Allocated Resources	Expenditures	Balance of Resources
<b>Grand Total</b>			1,809,541,744	1,285,129,513	0	1,285,129,513	1,063,406,463	221,723,050



This donor financial report is interim  
Brian Ah Poe  
Chief

Contribution Accounting and Donor Financial Reporting Branch

## Columns Definition

---

### Needs Based Plan

Latest approved version of operational needs. WFP's needs-based plans constitute an appeal for resources to implement operations which are designed based on needs assessments undertaken in collaboration with government counterparts and partners

### Allocated Contributions

Allocated contributions include confirmed contributions with exchange rate variations, multilateral contributions, miscellaneous income, resource transferred, cost recovery and other financial adjustments (e.g. refinancing). It excludes internal advance and allocation and contributions that are stipulated by donor for use in future years.

### Advance and allocation

Internal advanced/allocated resources but not repaid. This includes different types of internal advance (Internal Project Lending or Macro-advance Financing) and allocation (Immediate Response Account)

### Allocated Resources

Sum of Allocated Contributions, Advance and Allocation

### Expenditures

Cumulative monetary value of goods and services received and recorded within the reporting period

### Balance of Resources

Allocated Resources minus Expenditures