

SAVING
LIVES

CHANGING
LIVES



Somalia

Annual Country Report 2020

Country Strategic Plan
2019 - 2021



World Food
Programme

Table of contents

2020 Overview	3
Context and operations & COVID-19 response	8
Risk Management	11
Partnerships	12
CSP Financial Overview	13
Programme Performance	15
Strategic outcome 01	15
Strategic outcome 02	18
Strategic outcome 03	22
Strategic outcome 04	24
Strategic outcome 05	26
Strategic outcome 06	28
Cross-cutting Results	31
Progress towards gender equality	31
Protection and accountability to affected populations	32
Environment	35
Data Notes	35
Figures and Indicators	38
WFP contribution to SDGs	38
Beneficiaries by Sex and Age Group	39
Beneficiaries by Residence Status	39
Beneficiaries by Programme Area	39
Annual Food Transfer	40
Annual Cash Based Transfer and Commodity Voucher	41
Strategic Outcome and Output Results	42
Cross-cutting Indicators	67

2020 Overview

Somalia continues to make progress to recover from decades of conflict, underdevelopment and instability.[1] However, climate-induced shocks combined with persisting conflict and protracted displacements continue to exacerbate food insecurity. Multiple concurrent shocks in 2020 left 5.1 million people food insecure while inadequate water, sanitation, hygiene practices and chronic food insecurity contributed to health and nutrition challenges.[2] Through the Interim Country Strategic Plan (ICSP), WFP has adopted a holistic approach that recognizes the interconnected nature of relief and resilience, to address both short-term and longer-term drivers of food insecurity and malnutrition. In partnership with the Government and other actors, WFP used a variety of tools and interventions including humanitarian assistance, provision of nutrition services, safety nets, resilience, food systems and capacity-strengthening to save and change lives.

Interventions under the ICSP contributed to the achievement of Sustainable Development Goals (SDG) 2 (End hunger) and SDG 17 (Global partnership). Contributing towards SDG 2, WFP reached 4.5 million women, men, girls and boys across Somalia by providing cash-based transfers (CBT), food assistance, training and capacity strengthening - 90 percent of the entitlements were received in the hands of women and girls. To mitigate exclusion risks whether related to clan, gender, disability or age, which are key drivers of vulnerability to food insecurity in Somalia, WFP initiated discussions with minority rights organizations to improve minority inclusion in targeting and programming. WFP reached 31,000 people living with disabilities.

Contributing to SDG 17, WFP assisted approximately 150 Government, humanitarian and development partners to deliver assistance to people in need in hard-to-reach field locations across Somalia including through the United Nations Humanitarian Air Services (UNHAS) and other logistics services. In support of the Government and partners' response to COVID-19, UNHAS operated 30 special flights transporting 300 Government officials on COVID-19 missions and 130 mt of COVID-19 response cargo. In April, WFP activated the Logistics Cluster which provided partners with 88,000 cubic meters of warehousing capacity for relief items. WFP co-lead the Somalia Food Security Cluster and coordinated 500 partners for an efficient humanitarian response, reaching up to 1.85 million people monthly since April.

The COVID-19 pandemic presented unprecedented challenges to the delivery of humanitarian assistance; WFP successfully adapted its programmes and operations to mitigate the risk of virus transmission and maintain its life-saving operations. WFP accelerated plans to implement a mobile money transfer solution - a contactless cash delivery - at the onset of the pandemic through which 937,000 people received food assistance. To reduce movement and physical contact, WFP scaled-up the e-Shop application, a mobile food ordering marketplace, and launched a home delivery service. Key achievements included: registered e-shop users increased by 200 percent compared to 2019, 830,000 CBT beneficiaries redeemed their cash via e-Shop and cumulative sales increased to USD 11 million, up from USD 360,000 in 2019. WFP also maintained international and national staff presence in the country throughout the year to deliver assistance.

WFP shifted school feeding from in-kind food assistance to value vouchers through the Home-Grown School Feeding Programme in August. Schools purchased food items locally, offering a diversified diet to 90,000 schoolchildren while supporting local markets.

Partnerships are a core feature of WFP's longer-term resilience approach. Under the Joint Resilience Action with the United Nations Children's Fund targeting the households of 7,200 malnourished children with integrated nutrition and livelihoods support in Gedo region, 99 percent of children remained free from acute malnutrition as their families benefited from livelihood activities. To enhance resilience through social protection, WFP partnered with the Government to rollout the first national rural Safety Net for Human Capital Project across 880 villages in 21 districts prone to chronic food insecurity. By December, 73,000 families with children aged 24-59 months had received transfers, while the rollout will continue to reach 200,000 families in 2021; 57 percent recorded improved access to food.

The United Nations Sustainable Development Cooperation Framework (UNSDCF) (2021–2025) was signed in October and represents the UN's response to the peace and development priorities outlined in the Somalia Ninth National Development Plan. Premised on a Country Common Analysis, UNSDCF outlines the UN's collective contribution to the realization of the 2030 Agenda for Sustainable Development. WFP led the Country Common Analysis for SDG 2 and provided technical support in formulating outcomes and related Theory of Change.





4,567,492



56%
female

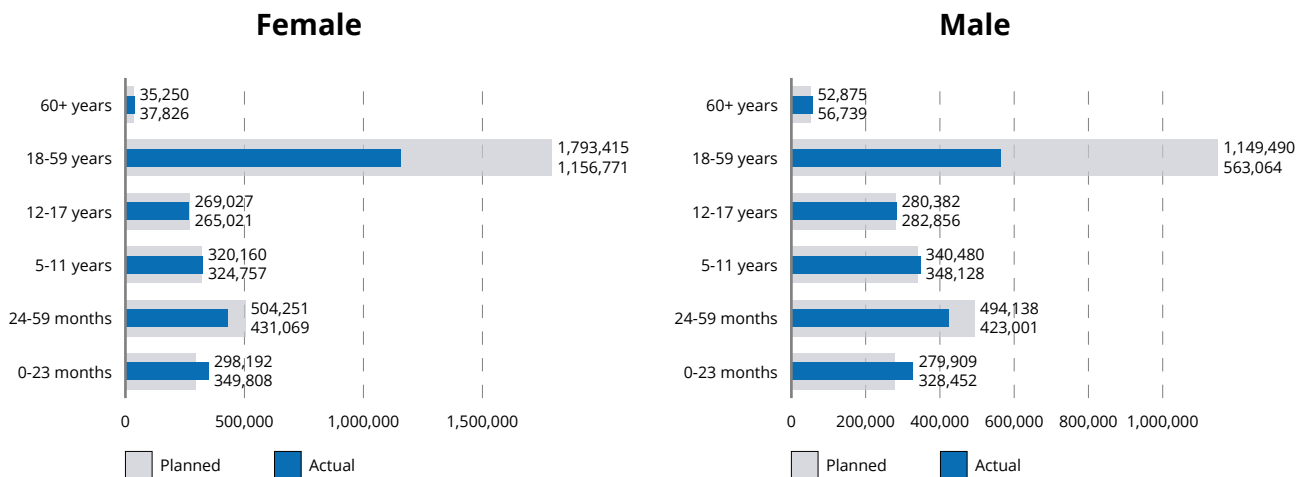


44%
male

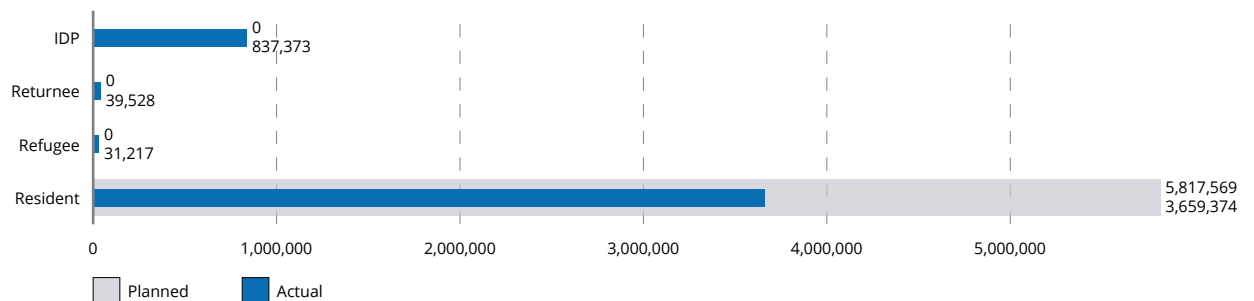
Total Beneficiaries in 2020

Estimated number of persons with disabilities: 31,157 (50% Female, 50% Male)

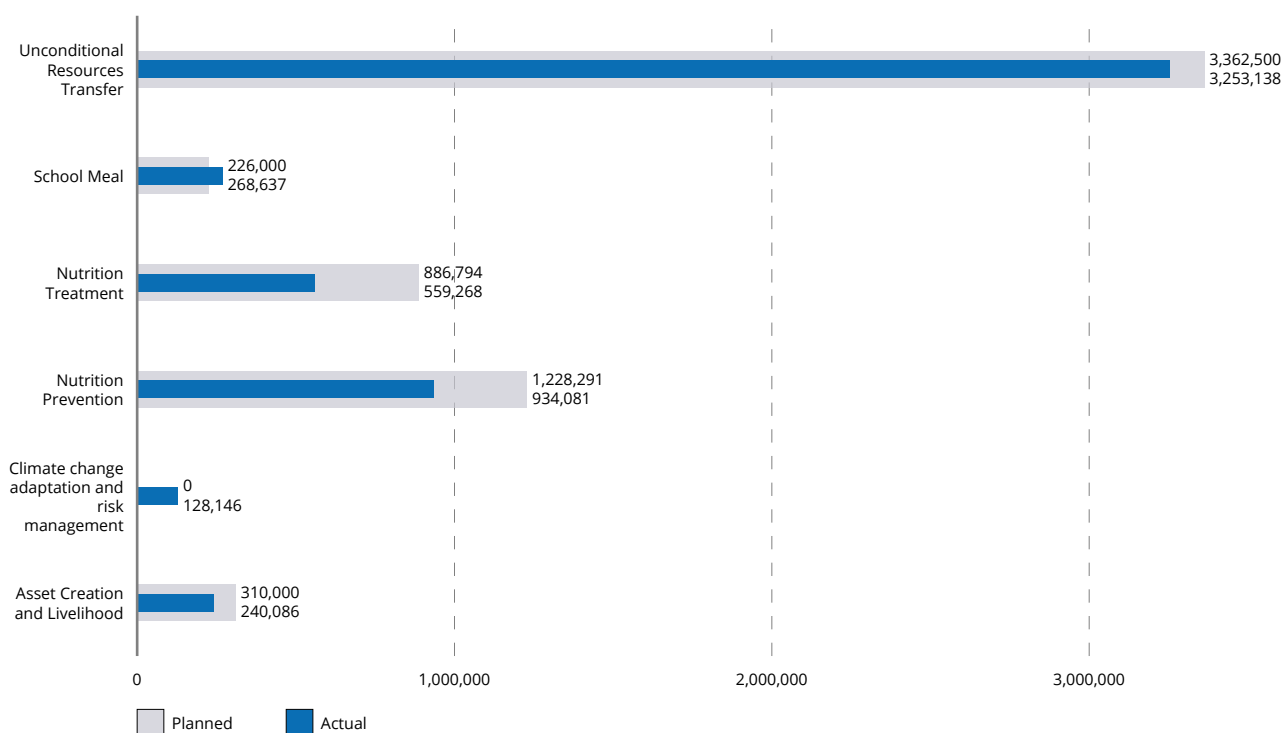
Beneficiaries by Sex and Age Group



Beneficiaries by Residence Status



Beneficiaries by Programme Area



Total Food and CBT

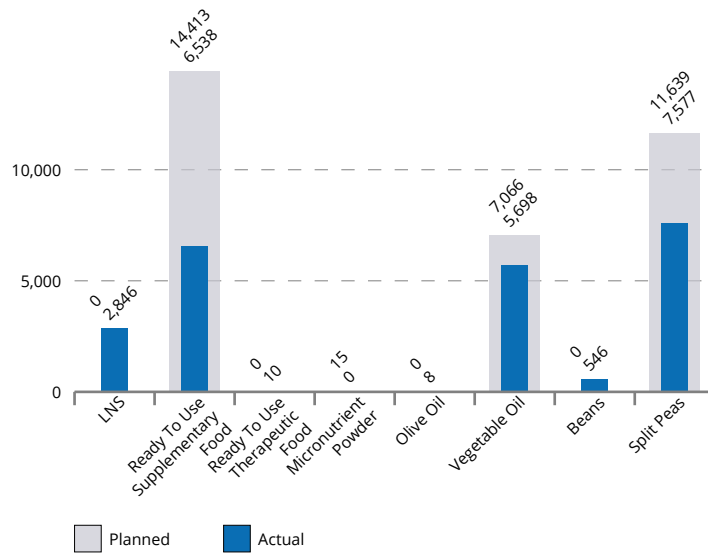
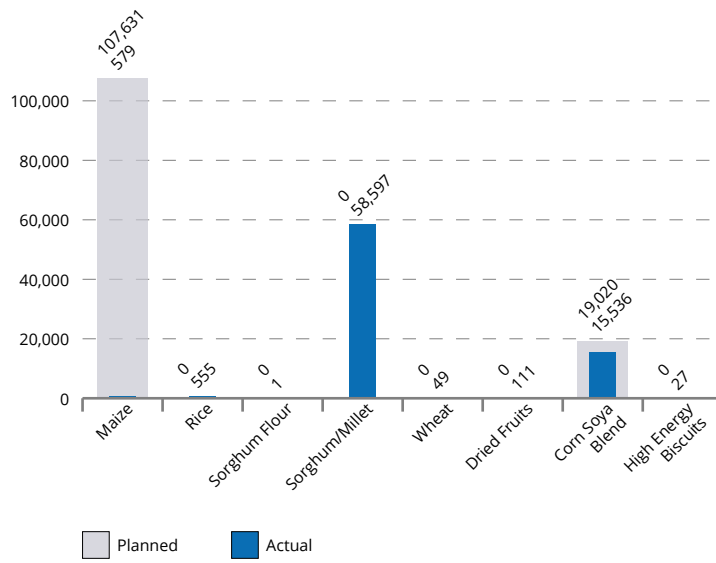


98,679 mt
total actual food transferred in 2020
of 159,784 mt total planned

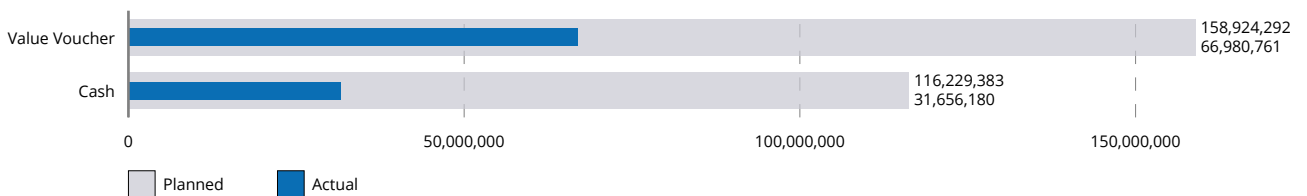


US\$ 98,636,941
total actual cash transferred in 2020
of \$US 275,153,676 total planned

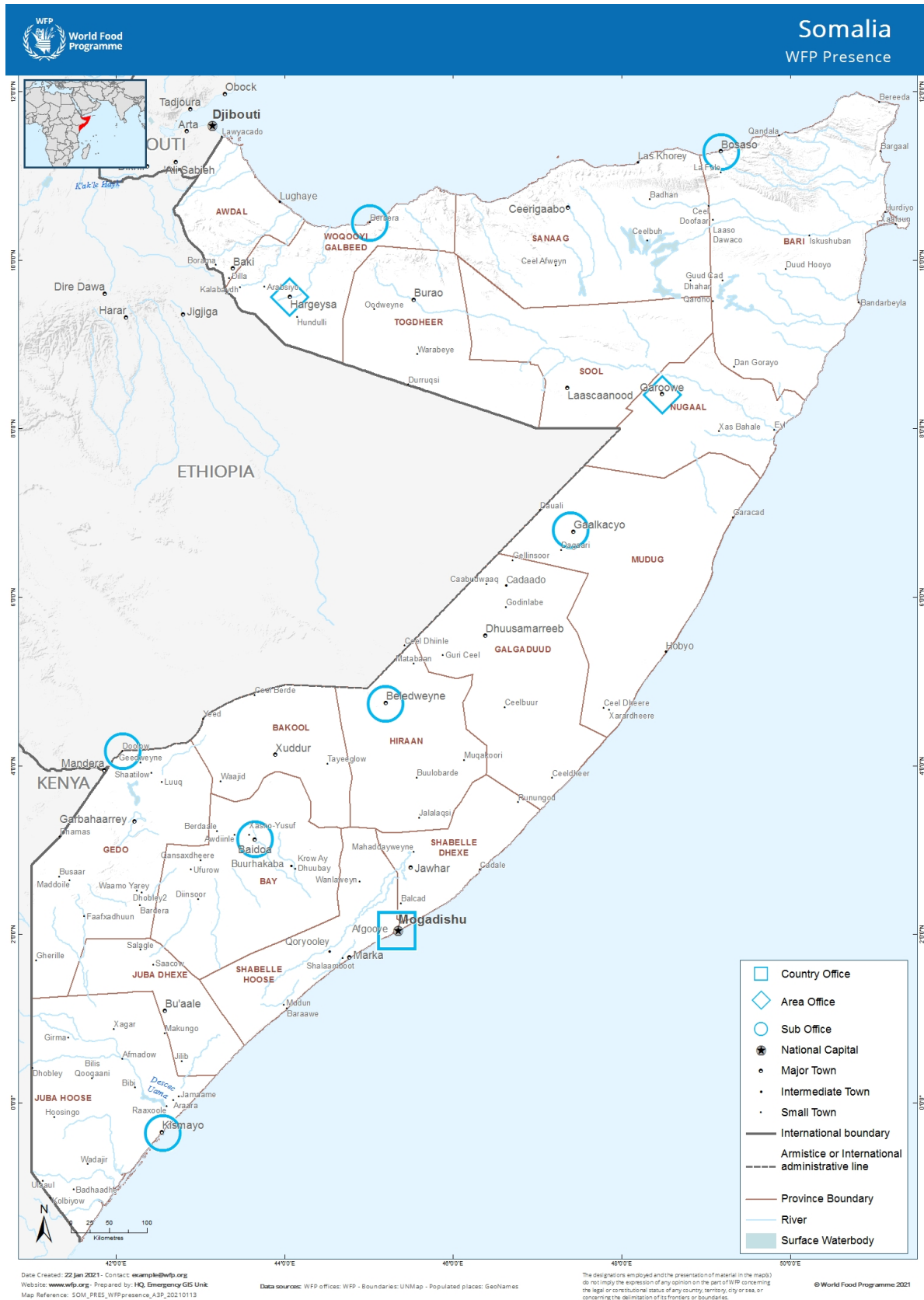
Annual Food Transfer



Annual Cash Based Transfer and Commodity Voucher



Context and operations & COVID-19 response



Context and Operations

Somalia faces high[1] levels of widespread hunger and is vulnerable to climate change,[2] ranking the 14th least ready[3] country to improve resilience to climate disruptions. Food systems are compromised, reducing Somalia's potential to ensure nutritious foods are available. The triple threat of climate-induced shocks (seasonal floods[4], desert locusts[5]) and COVID-19 exacerbated food insecurity in 2020 and left 5.1 million people food insecure (IPC 2 and



above), out of whom 2.1 million required emergency food assistance (IPC 3 and above).

Malnutrition is widespread[6] due to chronic food insecurity, poor infant and young child feeding (IYCF) practices, morbidity, limited access to basic services including clean water, sanitation and health. Seventeen percent of children are stunted [7], and anaemia is a severe public health problem affecting 43 percent of children aged 6-59 months [8] and 47 percent of pregnant women. Global Acute Malnutrition remains serious at 11.8 percent. [9]

With gender inequality being fourth highest[10] globally, COVID-19 brought to the fore existing inequalities and exacerbated the protection risks faced by vulnerable populations. Closure of schools exposed boys and girls[11] to economic exploitation risks, and girls specifically to a higher domestic labour burden and early marriages. Somalia has an HIV prevalence of 0.5 percent,[12] stigma and discrimination are high thereby affecting uptake of HIV services e.g. testing and treatment.

Social protection is essential in ensuring Somalis cope with persistent shocks, and can impact the multi-dimensional aspects of poverty experienced in Somalia. The social protection sector in Somalia is evolving. The Government launched its National Social Protection Policy and Implementation Framework whose focus is to mitigate vulnerability and reduce reliance on short-term humanitarian aid. WFP operations and capacity-strengthening align to and support these goals. Development partners and donors are also investing in government-led safety net programmes.

The Government continues to strengthen its capacity to manage food security and nutrition through policy and infrastructure development. Supporting the Government, WFP's Interim Country Strategic Plan[13] is aligned to the ninth National Development Plan and humanitarian priorities in the country, and contributes to SDGs 2 and 17.

Contributing to SDG 2, **Strategic Outcome 1** focused on meeting the basic food requirements of crisis-affected people through unconditional cash and food transfers. **Strategic Outcome 2** aimed to build resilience to shocks, while **Strategic Outcome 3** addressed nutrition needs of vulnerable people[14], in line with national protocols. **Strategic Outcome 4** focused on strengthening capacity for more resilient, inclusive and nutritious food systems.

Contributing to SDG 17, **Strategic Outcome 5** supported national institutions to deal with food and nutrition insecurity and shocks through government capacity strengthening; and **Strategic Outcome 6**, strengthens the capacities of the humanitarian community and Government to respond to crises through UNHAS and the Logistics Cluster.

COVID-19 Response

The Federal Ministry of Health confirmed 4,579[15] COVID-19 cases, since the first case was declared in March.

As the number of confirmed cases increased, the federal Government and its member states implemented contingency plans to limit the spread of COVID-19 and reduce the socioeconomic impact of the pandemic. These included border closures, social distancing and school closures from mid-March. These actions, though necessary, hindered WFP's operational capacity and affected the timely delivery of assistance.

Aligned with government efforts, WFP continuously reviewed and adjusted its programmes, while liaising with key stakeholders and cooperating partners for an efficient and effective response. The adjustments were informed by remote monitoring survey results on the impact of COVID-19 on WFP beneficiaries and by assessments from the Protection Cluster of the impact of Covid-19 on protection and accountability to affected populations; in line with the do no harm approach.

WFP and partners provided a two-month ration and entitlements to 1.4 million beneficiaries for April and May to limit movement and reduce risks of exposure. Further, the use of the WFP's beneficiary and transfer management platform (SCOPE) was temporarily suspended for all in-kind assistance to avoid transmission through fingerprint verification.

WFP's school feeding activities for 212,000 children were suspended due to the school closure. In June and July, in partnership with the Somaliland authorities, WFP distributed a one-off take-home ration to 37,000 children. School feeding resumed in August[16] when schools reopened.

WFP accelerated plans to introduce a mobile money transfer solution for contactless cash delivery at the onset of the pandemic. To reduce movement and physical contact WFP scaled-up the e-Shop, a mobile food ordering marketplace, and launched a home delivery feature.

WFP activated the Logistics Cluster in April in response to increased humanitarian needs as a result of widespread flooding, which rendered key roads impassable, and stringent COVID-19 travel restrictions. The Cluster facilitated access to reliable logistics services making sure relief items and COVID-19 response supplies reached difficult to reach



field locations.

In April, WFP's livelihoods activities were temporarily suspended. To avoid an increase in food insecurity, WFP provided unconditional food assistance to beneficiaries through relief activities in April-May. In agreement with local authorities, some livelihood activities gradually resumed from June.



- [1] Hunger levels: <https://www.globalhungerindex.org/somalia.html>, accessed on 17 November 2020
- [2] Vulnerability to climate change: Notre Dame-Global Adaptation Index 2018
- [3] Vulnerability to climate change: <https://gain.nd.edu/our-work/country-index/> Accessed on 17 November 2020
- [4] Seasonal floods: <https://fews.net/east-africa/somalia/food-security-outlook-update/august-2020> Accessed on 17 November 2020
- [5] Food security situation: <https://reliefweb.int/report/somalia/qa-impact-desert-locusts-horn-and-eastern-africa> Accessed on 17 November 2020
- [6] Malnutrition levels in Somalia: Federal Republic of Somalia (2020) National micronutrient survey report
- [7] *ibid*
- [8] Malnutrition levels: Federal Republic of Somalia (2020) National micronutrient survey report
- [9] Malnutrition : <https://fews.net/east-africa/somalia/key-message-update/september-2020>
- [10] Gender Inequality: United Nations Development Programme (2012). Somalia Human Development Report 2012: Empowering Youth for Peace and Development, p. xviii.
- [11] Impacts of COVID-19 on children: UNICEF. 2020. COVID-19 control measures: The hidden impact on Somalia Children
- [12] Spectrum Estimates 2020
- [13] The ICSP focuses on crisis response and resilience building under six interconnected Strategic Outcomes through which it contributes to SDG 2 (Zero Hunger) and SDG 17 (Partnerships for the Goals). WFP's activities are also informed by the humanitarian priorities in the country.
- [14] Pregnant and lactating women and girls (PLWGs), TB and HIV patients and children aged 6-59 months.
- [15] COVID-19 cases : <https://coronavirus.jhu.edu/region/somalia> viewed on 14 December 2020.
- [16] During meals, COVID-19 measures including handwashing and staggered mealtimes are observed.

Risk Management

The COVID-19 pandemic compounded access challenges and introduced new risks such as reduced staff and partner operational presence, and the adaptation or suspension of some controls such as SCOPE for in-kind assistance.

In March, WFP reviewed its business continuity plan and risk assessment for effective risk monitoring. For business continuity, WFP established teleworking protocols where possible, and prepositioned personal protective equipment for both WFP staff and cooperating partners. A risk and incident management committee was established in September to strengthen risk monitoring across the operation.

Face-to-face surveys for assessment and monitoring were impacted by COVID-19, and WFP expanded its remote monitoring capacities until physical monitoring was able to resume. Third-party monitoring continued physical monitoring, respecting COVID-19 risk mitigation measures. A new initiative to support the Food Security Integrated Phase Classification (IPC) exercises through mobile Vulnerability Analysis and Mapping (mVAM) started in May. Random calls were placed to collect information on food security, water, sanitation and health, remittances and access to markets. Near real-time changes were captured and weekly analyses shared to support timely and quality programmatic decisions by WFP and partners.

WFP benefited from two advisories provided by the Office of Internal Audit on the use of SCOPE and the scale-up of mobile money. The advisories, conducted together with technical experts, identified effective processes and controls, as well as areas where control strengthening actions were recommended.

Partnerships

Through the Interim Country Strategic Plan (ICSP), WFP supported Somalia's national priorities for achieving food and nutrition security, through partnerships with the Government, UN agencies, non-governmental organizations (NGOs) and donors, as well as by providing cross-sectoral and complementary activities which maximized opportunities to improve food security and nutrition.

To achieve its humanitarian objectives and succeed in scaling-up its assistance during shocks, WFP worked with a wide network of national and international NGO partners reaching over 60 percent of the people assisted by the Food Security Cluster partners under its objective one. WFP partnered with the United Nations High Commissioner for Refugees to provide support to vulnerable refugees impacted by COVID-19. In parallel, to maximize resilience-building results, WFP expanded its joint programme with the United Nations Children's Fund (UNICEF) to address root causes of malnutrition through the integration of nutrition, education, water, sanitation and health, and livelihood activities in Gedo and Banadir regions. Results from the project's mid-term review show that less than one percent of families enrolled into livelihoods activities had a child relapse into malnutrition, thereby demonstrating the benefits of cross-sectorial support. Similarly, through the Rome Based Agencies project in Somaliland, WFP worked with the Food and Agriculture Organization to offer integrated services of nutrition and livelihood interventions to families affected by malnutrition, contributing to increased community and household resilience. Joint programming enhanced avenues for joint funding and increased efficiency and outcomes through complementary activities.

WFP is partnering with the Federal Government of Somalia to deliver social protection. The adoption of the National Social Protection Policy in 2019 paved way for the establishment of the national rural safety net in 2020 - Social Protection for Human Capital Project - implemented by WFP. The project targets 200,000 vulnerable families through predictable and long-term cash-based transfers (CBT), in order to cushion them against shocks. WFP also contributes to the design of and dialogue around the Unified Social Registry which will support efforts to deliver safety nets and serve as a platform to activate shock response during emergencies. This partnership provides an opportunity for WFP to engage with international financial institutions that are supporting development through Government institutions.

To deliver assistance to beneficiaries, WFP coordinated implementation with over 100 cooperating partners, including local and international NGOs and government entities. WFP developed customized capacity strengthening for partners to support their capacity to implement programmes effectively, efficiently and in line with the humanitarian principles. Engagement with local NGOs enhanced WFP's community engagement (bottom-up approach) and deep field presence. WFP signed a data-sharing agreement with an NGO consortia which will allow for interoperable databases and better coordination of relief assistance going forward.

WFP rolled out the United Nations Partner Portal (UNPP), an online platform designed to harmonize UN work processes for partnering with NGOs and enhance due diligence. WFP staff and cooperating partners were trained on the use of the Portal, and on the registration of NGO profiles. A total of 138 potential partners for WFP have since registered. Automation of partnership engagement and the proposal review process has enhanced transparency and sharing with UN agencies. Under the Joint United Nations Programme on HIV and AIDS, WFP provides nutrition support to malnourished HIV patients. It also provides technical support to integrate HIV sensitive nutrition and social protection across HIV programmes as well as capacity strengthening of Government and NGO partners.

The WFP co-led Food Security Cluster coordinated 500 partners including UN agencies for an efficient humanitarian response to food insecurity. WFP also co-led the Nutrition Cluster, together with the Ministry of Health and UNICEF, in order to coordinate nutrition prevention and treatment activities. The WFP-led Logistics Cluster was activated in April and 38 partners received logistics-related services such as transport of non-food items and medicine.

The sustained strategic and operational engagement with donors, together with funding received, allowed WFP to not only deliver on its mandate but to also continuously reflect on its programme, receive feedback, exchange ideas, and ultimately improve operations. Complementing the very generous contributions received by its traditional donors, WFP fostered partnerships with new and non-traditional donors, which were critical in allowing the continuation of some critical underfunded programmes e.g school feeding.



CSP Financial Overview





























WFP has received 51 percent funding for the Interim Country Strategic Plan (ICSP 2019-2021) and was 87 percent funded for the 2020 needs-based plan (NBP). Confirmed contributions accounted for 83 percent (including cost recovery) of the funding received. Advanced financing amounting to 20 percent of confirmed contributions enabled WFP to avert pipeline breaks throughout the year. Timely contributions from traditional donors and prepositioned Global Commodity Management Facility commodities allowed WFP to provide unconditional resource transfers to the most vulnerable across Somalia during emergencies.

Though WFP was able to rollout most planned activities, strict conditionalities of the funding (99 percent earmarked at activity level) restrained the operation from implementing underfunded programmes, despite advocacy efforts for more flexible funding. As such school feeding activities had to be reduced by 38 percent. Due to commodity shortages - occasioned by delayed custom clearances - cereal rations were reduced by 20 percent from October to December under general food distributions. Flexible funding only accounted for one percent of confirmed resources and was utilized to address some gaps for underfunded activities.

WFP carried out two budget revisions during 2020. Approved in March, budget revision three augmented funding requirements to provide additional relief and nutrition assistance to the most vulnerable people under Strategic Outcome One and to introduce Activities 8 and 9 under Strategic Outcome Six to provide on-demand and mandated services respectively, to enable the humanitarian community to respond to crises in a timely manner. Budget revision four was approved in October to further increase the relief and livelihood support in 2020–2021 in response to the effects of the triple shocks. Relief beneficiaries under Strategic Outcome One were increased by 57 percent while livelihood beneficiaries were increased by 40 percent in 2021 under Strategic Outcome Two to allow WFP to better address long term food security challenges, including those related to the socioeconomic impact of the triple shocks.

The unprecedented impact of the COVID-19 pandemic slowed down the implementation of some activities, which, coupled with the late confirmation and conditionalities of some contributions resulted in under expenditures against assessed needs. WFP will carry unspent funding forward to 2021, which will ensure timely assistance in early 2021 for all activities. WFP will face funding shortfalls if additional contributions are not received from donors by April 2021.

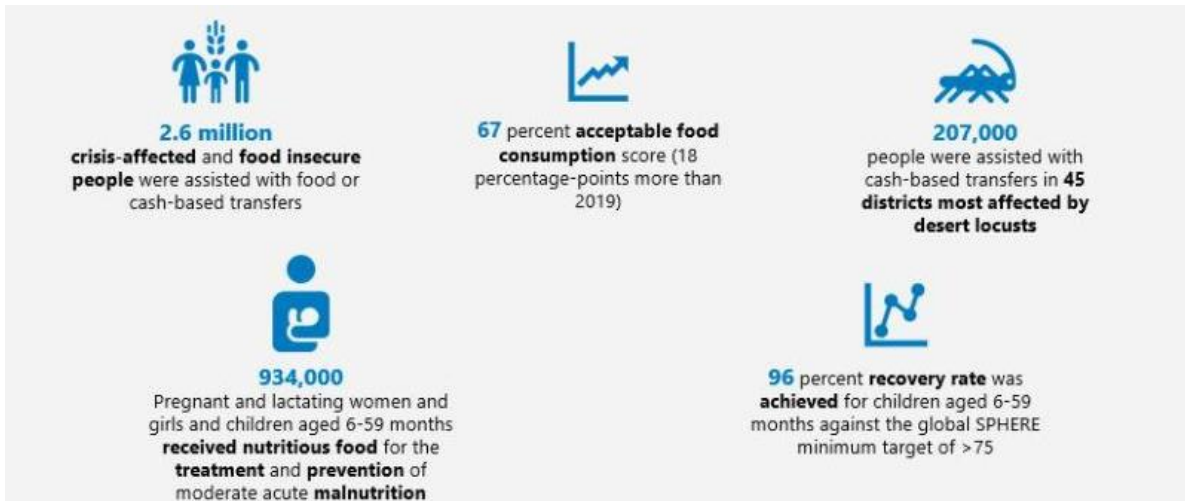
Annual CSP Financial Overview by Strategic Outcome

	Needs Based Plan	Implementation Plan	Available Resources	Expenditure
01: Food-insecure and nutrition-insecure people in areas affected by natural or human-caused disasters have access to adequate and nutritious food and specialized nutritious foods that meet their basic food and nutrition needs during and in the aftermath of shocks	 383,271,436	 153,141,835	 322,645,552	 172,292,976
02: Food-insecure people in targeted areas are better able to withstand shocks and stresses throughout the year	 140,345,283	 100,774,011	 108,852,130	 40,354,016
03: Malnourished and food-insecure children, adolescent girls, PLWG and ART/TB-DOT clients in areas with persistently high rates of acute malnutrition have improved nutritional status throughout the year	 49,423,427	 31,820,908	 57,785,152	 31,092,891
04: National institutions, private sector actors, smallholder farmers, and food-insecure and nutritionally vulnerable populations benefit from more resilient, inclusive and nutritious food systems by 2021	 10,243,057	 5,684,896	 8,483,599	 1,410,967
05: National institutions have strengthened policies, capacities and systems for supporting food-insecure and nutritionally vulnerable populations by 2021	 5,817,316	 2,094,233	 5,352,827	 1,711,169
06: The humanitarian community is better able to reach vulnerable people and respond to needs throughout the year	 28,456,450	 22,464,239	 26,494,387	 12,265,171
Total:	 617,556,969	 315,980,122	 529,613,647	 259,127,190

The annual financial figures presented in this table are aggregated at Strategic Outcome level. The full presentation of the annual financial overview for the CSP, including breakdown of financial figures by activity, resources not yet allocated to a specific Strategic Outcome, Direct Support Costs and Indirect Support Costs are available in the Annual Financial Overview for the period 01 January to 31 December 2020.

Programme Performance

Strategic outcome 01: Food-insecure and nutrition- insecure people in areas affected by natural or human-caused disasters have access to adequate and nutritious food and specialized nutritious foods that meet their basic food and nutrition needs during and in the aftermath of shocks



Strategic Outcome One focused on improving the food and nutrition security of crisis-affected populations in targeted areas. It is aligned with WFP's corporate Strategic Result One (everyone has access to food) and WFP's core mandate towards achieving Zero Hunger (SDG 2). Somalia suffered multiple crisis in 2020, including flooding, a desert locust infestation and the social-economic impact of COVID-19, leaving more than five million people food insecure and an estimated 849,000 children aged 6-59 months acutely malnourished. WFP's food assistance met beneficiary's minimum food requirements during and after shocks and during lean seasons, treated wasting among malnourished children and mothers, and helped prevent wasting and stunting for nutrition-insecure people in areas affected by shocks.

WFP provided unconditional in-kind food and/or cash-based transfers (CBT), specialized nutritious food (SNF) alongside social behaviour change communication (SBCC) to support affected populations meet basic nutritional needs. Under relief interventions, WFP provided, on a monthly basis, a basket of in-kind food comprising cereals, pulses and fortified vegetable oil equivalent to 2,130 Kcal per person per day; or CBT based on the minimum expenditure basket.

Malnourished people or those facing risk of becoming malnourished, received SNF through nutrition interventions. These interventions included: i) moderate acute malnutrition (MAM) treatment among children aged 6-59 months, pregnant and lactating women and girls (PLWG) and malnourished persons living with HIV on anti-retroviral therapy (ART) and TB clients on Directly Observed Therapy (DOTs); and ii) prevention of acute malnutrition and stunting among children aged 6-23 months and PLWG. Children under the treatment and prevention programmes received ready-to-use supplementary food (RUSF), providing 540 kcal/child/day for four months and medium quantity lipid-based nutrition supplement providing 270 kcal/child/day for 18 months respectively. PLWG and ART/TB-DOTs clients received Super Cereal and fortified vegetable oil or Super Cereal Plus providing 728 kcal/person/day.

Nutrition interventions were complemented with SBCC to support healthy dietary practices, positive Infant and Young Child Feeding practices and uptake of other health services, including vaccinations, and antenatal and post-natal clinics. HIV/TB-DOTs nutrition-specific messages were developed and disseminated alongside anthropometric equipment to improve the quality and timeliness of nutritional assessments and support to ART/TB-DOTs clients. WFP trained and engaged mothers and caregivers (April-May) on family Mid-Upper Arm Circumference (MUAC) measurements and transitioned from community health workers-led MUAC to mother-led MUAC screening. This placed mothers at the center of their children's health while promoting family-led early case detection and referral.

Strategic Outcome One was resourced at 84 percent of the needs-based plan. Full rations under general food distributions were provided, until October, when cereal rations were reduced to 80 percent due to commodity

shortages.

WFP scaled-up relief assistance to address food consumption gaps caused by multiple shocks. WFP reached 2.6 million men, women, girls and boys with relief assistance, over the year. The peak was in April when WFP reached 1.4 million people. According to the FAO -managed Food and Nutrition Analysis Unit, the number of food-insecure people increased by 30 percent between April and July alone.[1] Accordingly, WFP conducted a budget revision increasing the relief target from 1.2 to 2 million people. Among these were newly displaced populations, including 90,000 flood-affected people across Somalia, and 20,000 people affected by cyclone Gati in Puntland State. In response to COVID-19, WFP provided food assistance to 25,000 refugees in Puntland and Somaliland. WFP was able to assist 207,000 additional people with CBT in the 45 districts most affected by the desert locust infestation through a horizontal expansion of the Safety Net for Human Capital Project (SNHCP) implemented under Strategic Outcome Two. SNHCP beneficiaries in areas impacted by locusts received a top-up to the safety net transfers through vertical expansion. Anticipatory Action Against Food Insecurity framework was also activated and WFP received funding to provide preventative nutrition services to people who were malnourished or at risk of malnourishment.

Despite the mobility restrictions of community health workers and mobile teams for nutrition assessments (active case finding) and referrals due to COVID-19, WFP reached 89 percent of planned nutrition intervention beneficiaries. Although there was a decrease in the number of people reached under Strategic Outcome One through the MAM treatment support, some were covered under Strategic Outcome Three nutrition support, which offers an integrated package of health and nutrition assistance and which was scaled-up compared to 2019. As beneficiaries under treatment recovered, they were enrolled in the prevention programme leading to an increase in the number of people reached under this activity. A planned assessment by the Government of two referral hospitals to provide nutrition support to ART/TB-DOTs clients did not take place due to COVID-19 related challenges consequently affecting the number reached against the plan. These factors also affected the number of people reached under Strategic Outcome Three.

WFP trained 50 cooperating partner staff (60 percent of whom were women) on COVID-19 infection, prevention and control, and WFP's programme implementation adaptations. This in turn enabled the provision of services to beneficiaries while observing COVID-19 mitigation measures, such as handwashing, wearing of masks and social distancing.

Post distribution monitoring results for general distributions showed an 18-percentage point increase in the proportion of beneficiaries with acceptable food consumption score compared to 2019. Beneficiaries of multipurpose cash who spent more than 65 percent of their budget on food reduced by 33-percentage points compared to 2019. These positive results indicate that WFP's food assistance contributed towards an improved food security situation for beneficiaries. Households headed by women recorded higher vulnerability as highlighted by the food consumption, livelihood coping strategies and food expenditure indicator scores. This could be linked to households headed by women having one source of income and lower wages than households headed by men, where both parents may earn an income, contributing to a higher purchasing power.

Monitoring findings indicated notable improvements in 2020 in the nutrition programme. The proportion of children aged 6-23 months who reached a minimum level of dietary diversity and meal frequency (minimum acceptable diet) improved by seven percent compared to 2019 and surpassed the national average of nine percent (Somalia IYCF 2016). Similarly, 42 percent of PLWG consumed five or more food groups out of 10 (minimum diet diversity for women) compared to 32 percent in 2019. The integration of SBCC throughout programming contributed to this achievement, by promoting good nutrition practices and the consumption of nutritious and diversified diets at home.

Through sensitization efforts, the MAM treatment performance rates for children aged 6-59 months improved compared to 2019 and exceeded SPHERE targets. Recovery and default rates for ART/TB-DOTs treatment for adults were within SPHERE standards. This indicates that WFP's treatment programme is achieving its objectives.

Activities under Strategic Outcome One were implemented in partnership with government institutions including the federal and state Ministries of Humanitarian Affairs and Disaster Management, the Ministry of Planning, Investment and Economic Development, the Ministry of Health, the United Nations Children's Fund and cooperating partners. WFP participated in the national food security and nutrition assessments led by the Food Security and Nutrition Assessment Unit (FSNAU). WFP collected daily household data through mobile Vulnerability and Mapping (mVAM) on food consumption and coping strategies, to analyze long-term trends, complementing FSNAU data. Data from the assessments were used to determine the food security and nutrition situation in Somalia which informed partners on needs and humanitarian responses. WFP signed a data-sharing agreement with the Somalia NGO consortia which will allow for interoperable databases and better coordination of relief assistance.



Gender was fully integrated into the implementation of activities as evidenced by WFP’s Gender and Age Marker code 3. Gender was systematically incorporated into the analysis of household demographics including disability, food security indicators and household vulnerability as well as access to information regarding assistance. Nutrition support and data analysis was specific to the needs of the targeted age-groups while the prioritization of households headed by women for relief assistance contributed to increased decision-making by women on the use of WFP assistance in beneficiary households.

WFP Gender and Age Marker	
CSP Activity	GAM Monitoring Code
Provision of unconditional food and/or cash-based food assistance, specialized nutritious foods and gender-transformative nutrition messaging and counselling to crisis affected people through well-coordinated food security and logistics during humanitarian responses.	3

Strategic outcome 02: Food-insecure people in targeted areas are better able to withstand shocks and stresses throughout the year



Vulnerable Somalis struggle to meet their food and nutrition needs even after crises have abated, particularly internally displaced persons (IDPs). Others face chronic food insecurity as a result of poverty, lack of access to basic services and exposure to shocks over many years. Under Strategic Outcome two, WFP supports chronically food-insecure people to better withstand shocks, including climate-related shocks. Interventions are aligned with WFP's mandate towards achieving Zero Hunger (SDG2); the social and economic development pillars of the Government's Ninth National Development Plan (NDP-9) and related national policies; and the recovery and resilience objectives of the Humanitarian Response Plan.

Supporting the national social protection agenda, WFP and partners provided technical advice, operational support, and complementary programming through conditional and unconditional in-kind food and/or cash-based transfers (CBTs), capacity strengthening and training through reliable safety nets. Interventions included operational support to the national rural Shock Responsive Safety Net for Human Capital Project (SNHCP), in 21 districts across Somalia targeting 1.2 million people as well as an urban safety net (USN) in Mogadishu, supporting 125,000 people with predictable quarterly CBTs to cushion them against shocks; school feeding targeting 212,000 school children in WFP-assisted schools across Somalia; and, Food Assistance for Assets (FFA) and Food Assistance for Training (FFT) across Somalia. The institutional capacity of the Banadir Regional Administration was strengthened through technical advice, in the use of WFP's beneficiary and transfer management platform as well as in vulnerability assessments, gender and protection to implement USN targeting 1,000 households in Banadir region.

Strategic Outcome two was resourced at 78 percent against the needs-based plan. Both safety nets were fully funded. Due to resource constraints, WFP reduced the school feeding activities leading to 38 percent reduction in coverage compared to 2019, prioritizing districts with high food insecurity and malnutrition, and low education outcomes, while shifting the activity to the Home-grown School Feeding Programme (HGSF) model. Given the compounding effects of COVID-19, desert locusts and floods, the Somalia Anticipatory Action Against Food Insecurity framework was activated on an exceptional basis. WFP received funding to provide CBT targeting poor families (90 percent IDPs) in Mogadishu through the Urban Safety Net programme.

Overall, WFP and partners reached 51 percent of people targeted under Strategic Outcome two, due to COVID-19 related delays in the roll-out of SNHCP, lack of resources for school feeding, and interruption of FFA and FFT activities during COVID-19. SNHCP reached only 37 percent of planned beneficiaries, as the roll-out was hampered by movement restrictions imposed by the Government in an effort to control the pandemic and by the change in transfer modality required to minimize risk of virus transmission. In mid-2020, WFP accelerated its plans to deploy mobile money under the safety net, in order to offer contactless cash delivery to beneficiaries. This was associated with the need to distribute SIM cards to all beneficiaries not owning one already, and to verify and validate mobile numbers to ensure safety and accountability of the project.

Through HGSF, school children accessed diversified, fresh local nutritious foods, providing them with 1,108 kcal, 55 percent of their daily requirement, for an average of 26 days per month. Purchase of local foods supported local

markets by promoting linkages between schools and local producers and injected US\$ 3 million in the local economy. In the schools which were also supported by the United Nations Children's Fund (UNICEF), school children received an integrated package of quality education, school feeding, water, sanitation, health and deworming, under the leadership of the Ministry of Education, Culture and Higher Education (MOECHE).

Despite the temporary suspension of FFA and FFT in April due to COVID-19, WFP reached 71 percent of the planned beneficiaries. Resumption started gradually, and cooperating partners were trained on COVID-19 infection, prevention and control, and WFP's programme implementation adaptations, which allowed the construction and rehabilitation of community assets such as irrigation canals, feeder roads, water-harvesting structures, flood protection barriers and rehabilitation of rangelands.

WFP supported the development of nutrition-sensitive social behaviour change communication (SBCC) materials which were disseminated in 69 schools in Odweyne and Burao districts. More than 15,700 pupils (47 percent girls) were reached to encourage uptake of recommended dietary practices.

Monitoring results showed that WFP's assistance contributed to improved access to food for beneficiary households across programmes; FFA beneficiaries who recorded acceptable food consumption score (FSC) increased by 13 percent compared to 2019; 57 percent for SNHCP beneficiaries; and 65-percent for USN beneficiaries, compared to baseline. This indicates an increased intake of adequate, diversified and nutritious food among beneficiaries. However, across programmes, the proportion of households adopting emergency coping strategies, which affect future productivity such as the sale of the last female animal, increased by 15 percent for FFA beneficiaries compared to 2019. This is attributed to the compounded impact of COVID-19 that reduced other livelihood sources available to beneficiaries.

Based on monitoring results, close to 81 percent of assessed FFA programme participant and non-participant[1] households reported benefiting from created or rehabilitated assets, e.g. households grew fruit and vegetables on small irrigated farms, increasing household access to nutritious food. However, this is a 9-percentage point reduction compared to 2019; attributed to the suspension of FFA activities in April.

Overall, primary school enrolment and retention rates in WFP assisted schools improved compared to 2019. Girls' enrolment rates were higher than for boys. The positive results can be attributed to the provision of hot meals that schoolchildren received in WFP assisted schools.

All interventions were implemented in partnership with the Government and humanitarian partners. WFP remained the government's partner of choice to deliver CBT to SNHCP beneficiaries under a service contract arrangement with the federal Ministry of Labour and Social Affairs (MoLSA).

WFP seconded two experts to provide technical guidance on safety net shock response, who worked under the umbrella of the donor working group and in partnership with a non-governmental organization (NGO) consortia and MoLSA. They put in place shock response pilots using both urban and rural safety nets as a platform, and defined shock response early warning protocols and triggers.

WFP's school feeding programme is part of the education's sector wider efforts to promote education for 2.6 million primary school children in Somalia. It was implemented in partnership with NGOs and Education Cluster partners, including UNICEF under the leadership of MOECHE.

WFP drew several lessons from challenges faced in 2020. During COVID-19, some vulnerable households who relied on daily wages lost their livelihoods as a result of the mitigation measures such as the Government's stay-at-home orders. National shock responsive safety nets can provide an essential cushion to the most vulnerable households during crisis and in a context like Somalia prone to recurring shocks and malnutrition. Safety net programmes provided a regular cash injection to identified households who were targeted based on their vulnerability.

The establishment of the SNHCP is a key milestone towards achieving the Government's NDP-9 on poverty reduction through safety nets. The locust response expansion in 2020 will provide lessons learnt for the design of future national shock response systems. The WFP implemented SNHCP will help populate the Unified Social Registry once in place and after appropriate national data protection policies are in place.

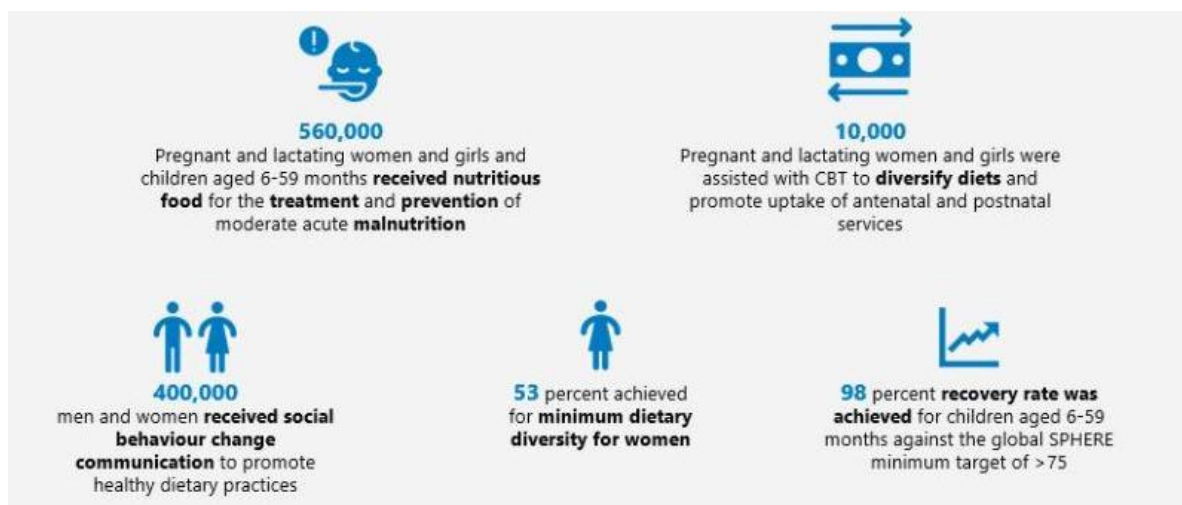
Gender was fully integrated into the implementation of activities. Cash transfers and SIM cards provided to women led to gains in decision-making power and laid the foundations for greater digital financial inclusion. WFP partnered with UNICEF and the gender-based violence (GBV) sub-cluster to increase awareness on GBV and find joint solutions towards filling the gaps in GBV service provision in rural Somalia. Gender was incorporated into the analysis of household demographics including disability, food security indicators, household vulnerability and access to

information regarding assistance.



WFP Gender and Age Marker	
CSP Activity	GAM Monitoring Code
: Provision of conditional and unconditional food and/or cash-based food assistance and nutritional messaging to food-insecure people through reliable safety nets, including school meals.	3

Strategic outcome 03: Malnourished and food-insecure children, adolescent girls, PLWG and ART/TB-DOT clients in areas with persistently high rates of acute malnutrition have improved nutritional status throughout the year



Strategic Outcome Three focused on building resilience to nutrition-related shocks and improving the nutrition status of targeted malnourished and food-insecure children, pregnant and lactating women and girls (PLWG) and ART/TB-DOT clients. WFP targeted geographical areas with persistently high rates of malnutrition. Interventions were aligned to the Somalia Ninth National Development Plan, WFP's Strategic Result 2 (No one suffers from malnutrition), and supported the achievement of SDG Target 2.2 (End all forms of malnutrition).

WFP implemented an integrated nutrition programme, providing Specialized Nutritious Food (SNF) through moderate acute malnutrition (MAM) treatment and prevention of acute malnutrition programmes, alongside gender-informed and nutrition-sensitive social behaviour change communication (SBCC).

Treatment of MAM targeted children aged 6-59 months, PLWG and TB-DOT clients. Prevention of acute malnutrition targeted children aged 6-23 months and PLWG. Children under the treatment and prevention programmes received ready-to-use supplementary food (RUSF), providing 540 kcal/child/day for four months and medium quantity lipid-based nutrition supplement providing 270 kcal/child/day for 18 months respectively. PLWG in both programmes and TB-DOT clients in the treatment programme received Super Cereal and fortified vegetable oil or Super Cereal Plus providing 728 kcal/person/day. PLWG under the prevention programme (mother child health and nutrition (MCHN) received a monthly e-voucher, valued at USD 15 to promote consumption of fresh vegetables.

WFP supported malnourished TB-DOT clients through the Nutrition Assessment, Counselling and Support programme. TB-DOT nutrition-specific messages were developed and disseminated alongside anthropometric equipment to improve the quality and timeliness of nutritional assessment and support to TB-DOT clients. A planned assessment by the Government of two referral hospitals to pave the way for the continuation of nutrition interventions of TB-DOT clients did not take place due to COVID-19 related challenges consequently affecting the number of people reached against the plan.

Alongside these nutrition interventions, WFP efforts to improve diets in 15 districts in Banadir and Gedo regions were complemented with water, sanitation and health (WASH) support and treatment of severe acute malnutrition through a joint programme with the United Nations Children's Fund (UNICEF). Furthermore, the households of 7,200 malnourished children were enrolled in a WFP-supported livelihoods activity to improve resilience over time. Results from a mid-term assessment of the programmes showed less than one percent relapse to malnutrition for beneficiary family members. This indicates that 99 percent of children remained free from acute malnutrition as their families benefited from livelihood activities. Similarly, under the Rome-based Agencies programme in Burao and Odweyne districts of Togdheer region which targeted 6,200 beneficiaries, 1,170 WFP nutrition programme beneficiaries were referred to livelihood activities implemented by the Food and Agriculture Organization. These complementary activities included beekeeping and vegetable gardening, and maximized opportunities to improve nutrition through addressing immediate and underlying causes of malnutrition. WFP engaged international and local non-governmental organizations (NGOs) to implement programmes.

Strategic Outcome 3 was funded at 117 percent of the needs-based plan. While there were significant differences in the resources available to each activity due to earmarking, the high funding level allowed WFP to treat more children for malnutrition and scale-up preventive measures through an integrated package of health and nutrition, provided at the health centers. However, funding shortfalls affected e-vegetable activities leading to 32 percent achievement against the plan. Unspent funds will be carried forward to 2021.

Prevention of stunting and wasting, particularly among children for the first 1,000 days, offered a window of opportunity for optimal growth and development and to break the intergenerational cycle of malnutrition. These interventions supported adequate nutrient intake to reduce mortality, morbidity and the incidence of severe acute malnutrition which is not only more expensive to treat, but is associated with higher risks of morbidity and death. The e-vouchers received by approximately 10,000 PLWG promoted the uptake of antenatal and postnatal services and enhanced diet diversity through purchase of local nutritious fresh fruit and vegetables. An estimated 401,000 men and women were reached through SBCC (8 percent men) to support healthy dietary practices, positive Infant and Young Child Nutrition (IYCN) practices, and the uptake of other health services, including vaccinations, antenatal and post-natal clinics, and treatment of illness among beneficiaries.

Monitoring results show that WFP programmes recorded positive achievements with MAM treatment performance rates for children aged 6-59 months surpassing SPHERE targets. Similarly, TB treatment rates for adults (default and recovery) were within the SPHERE standards, demonstrating the efficacy of WFP activities. The positive results are attributed to the quality of WFP programming with early identification of malnourished and at-risk children, PLWG and vulnerable TB-DOT clients, and adherence to Integrated Management of Acute Malnutrition guidelines by WFP's network of trained outreach workers involved in active case finding, referral, follow-up, defaulter tracking and reporting and health and nutrition messaging.

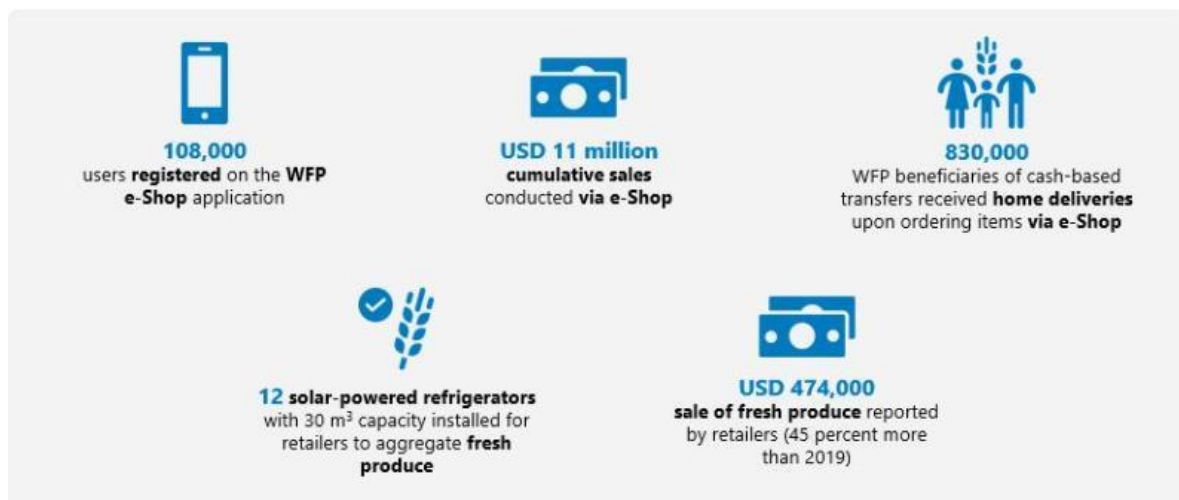
The proportion of children aged 6-23 months who reached a minimum level of dietary diversity and meal frequency, (minimum acceptable diet), improved by 13-percentage points compared to 2019. Similarly, the proportion of PLWG who consumed five or more food groups out of 10 (Minimum diet diversity for women) improved. The improvement can be attributed to the integration of SBCC, the linkage with livelihoods support to improve household resilience and to strong community mobilization. Ninety-three percent of MCHN beneficiaries participated in an adequate number of food distributions, indicating a high level of adherence.

Despite the positive nutrition programme outcomes, the e-vegetable activity may be discontinued in 2021 due to the protracted funding shortfalls. WFP will continue to advocate for funding to continue supporting PLWG to access fresh and nutritious fruit and vegetables.

Gender was fully integrated into the implementation of activities as evidenced by the Gender and Age Marker code 3. WFP integrated SBCC into its programming to address negative and gendered socio-cultural attitudes on maternal and child health that prevail among women and men. The majority of assessed beneficiaries demonstrated awareness on key nutrition and health messaging received during sensitization sessions. Similarly, 30 percent of children consumed a minimum acceptable diet compared to 17 percent in 2019 which is attributed to the integration of SBCC.

WFP Gender and Age Marker	
CSP Activity	GAM Monitoring Code
: Provision of specialized nutritious foods and nutrition messaging to children, adolescent girls, PLWG and ART/TB-DOT clients to systematically treat and prevent malnutrition and to stimulate positive behaviour change.	3

Strategic outcome 04: National institutions, private sector actors, smallholder farmers, and food-insecure and nutritionally vulnerable populations benefit from more resilient, inclusive and nutritious food systems by 2021



Well functioning food systems contribute to ensuring availability and access to sufficient and nutritious food. In Somalia, systemic problems including limited investments and infrastructure, regulatory frameworks, climate-related challenges, persistent conflicts among several other factors have hindered the realization of this potential. Under Strategic Outcome Four, WFP seeks to address some of the food system bottlenecks that limit the availability, accessibility and consumption of nutritious foods across the value chain, while promoting climate-adaptive approaches and the inclusion of vulnerable groups, particularly women and youth. Interventions contribute to Strategic Development Goal Target 2.4 (sustainable food production systems and resilient agricultural practices) and are aligned to the economic development, resilience building and infrastructure needs of the Ninth National Development Plan (NDP-9).

Through interventions under Strategic Outcome Four, WFP provided services, skills and assets to smallholder farmers and farmer cooperatives, the Government and private sector, and infrastructure for the rehabilitation and strengthening of food supply chains. Strategic Outcome Four was funded at 83 percent of the needs-based plan compared to 40 percent in 2019. Despite the delays in implementation, in response to the evolving COVID-19 situation, WFP focused on scaling-up support of the perishable produce value chains and contactless food delivery through its e-Shop application. However, restrictions and limitations presented by COVID-19 delayed support for the post-harvest management for the cereals value chain in southern Somalia, consequently affecting the overall level of expenditure under Strategic Outcome Four.

WFP support to retailers since June 2019 helped to reduce losses and increase sales. As of 2020, WFP installed 31 solar-powered refrigerators to contracted retailers in Dolow, Belethawa, and Kismayo. Of these, 12 were installed in 2020, with the capacity to store 30 cubic metres of fresh produce, which corresponds to 100 percent of the plan. Based on feedback from retailers, solar-powered refrigerators are cost-effective and preferred due to limited access to electricity in Somalia. Two retail consultants were also trained, and they are responsible for monitoring and maintaining the refrigerators to enhance efficiency. Twelve retailers in Kismayo were trained on post-harvest loss reduction for fresh produce, e.g. of fruit and vegetables. The provision of cold storage increased the shelf life of fresh produce thereby enhancing the availability of nutritious fresh food in the market. Since the inception of the project, targeted retailers have reported increased sales of fresh produce by 45 percent (USD 474,000 in 2020, up from USD 326,000 in 2019).

WFP conducted a cooperative capacity assessment in Dolow, which revealed that while 82 percent of crops aggregated for sale were fruits and vegetables, none of the assessed cooperatives had collectively-owned or used cold storage facilities for perishable produce. As part of its planned support to cooperatives, WFP purchased 10 walk-in solar coolers with the capacity to aggregate 121 cubic metres of produce, to support 10 cooperatives. However, these cold storage facilities are pending installation due to delays caused by COVID-19 restrictions. Once trained, the cooperatives will be registered on WFP's e-Shop application to support market linkages.

In order to improve market performance and consumer choice, WFP launched an e-Shop mobile application in June 2018, which provides an e-commerce solution. In 2020, during COVID-19, WFP added a home delivery service to promote contactless food deliveries for WFP's cash-based transfer beneficiaries ordering through the e-Shop. As of December, the application had an estimated 108,000 registered users including 140 WFP assisted schools and close to 1,200 retailers. Additionally, WFP trained 7,600 people, including retailers, schools and cooperating partners' staff on pricing, selling and purchasing on e-Shop. Since its inception, cumulative sales of more than USD 12 million have been conducted through the application (USD 11 million in 2020 alone) and more than 139,000 home deliveries were made to 830,000 beneficiaries.

WFP recognizes the economic significance of functional port infrastructure to help Somalia on its path towards Zero Hunger. In 2020, WFP carried out a Bathymetric Survey to inform the rehabilitation of the Hobyo jetty in Galmudug State. Based on the findings, WFP engaged a Marine Engineer and developed the jetty rehabilitation concept which was approved by the authorities of Galmudug. A construction tender was launched in April, but due to constraints caused by COVID-19 restrictions, the tender and evaluation period was postponed. Once rehabilitated, the jetty will help increase economic opportunities for fishing communities in Hobyo, thereby supporting community resilience.

In collaboration with the Puntland State Ministry of Environment, Agriculture and Climate Change, and to help better adapt to climate-induced shocks, WFP completed the construction of a Skills Training Center for climate-adaptive livelihoods in Garowe. The Training Centre will become a climate-smart training hub providing a platform for enhanced information sharing to farmers, government extension workers, learning institutions and others on adaptive agricultural techniques, to be used primarily at household or community level, such as hydroponics culture.

Partnerships have been a key success factor of WFP's achievements under its food systems interventions. WFP has strengthened its relations with the Ministry of Agriculture and Irrigation (MoAI), working together to identify priority areas and build capacity. An example of collaboration is the joint implementation of the Supporting Resilient Smallholder Farming Systems project with the Food and Agriculture Organization and MoIA targeting smallholder farmers in postharvest loss reduction. Additionally, WFP used its network of contracted retailers for e-Shop interventions. In order to support the home delivery feature, WFP contracted private food delivery companies in Mogadishu and across the country, to pick up the orders from the retailers and deliver them to consumer households or schools by tuk tuk, bicycle or small pick-up trucks. WFP covered the cost of one delivery per beneficiary per month.

Moving forward, WFP's cooperative assessments revealed that almost half of the productive land accessible to farmers is under-cultivated due to resource and capacity constraints. Aside from those that planned a fallow season, some of the other reasons cited were lack of labour, and challenges of pests and disease. The data showed that with targeted capacity strengthening programmes focusing on smallholder farm production, there is potential for increased availability of locally grown cereals, fruits and vegetables. Furthermore, the data showed the need to continue with the provision and adoption of climate-adaptive farming practices, coupled with training on improved soil management and crop diversification which will contribute to improved soil health and fertility, also contributing to natural resource conservation and land reclamation efforts.

Although activities directly supporting beneficiaries (e.g. smallholder farmers) did not commence as planned during 2020, explaining the Gender and Age Marker code of 1, WFP integrated gender perspectives throughout the Strategic Outcome Four activities. All assessment tools for the resilience project targeting smallholder farmers incorporated gender and age. In the e-shop component, sex-disaggregated data on the users of the application was collected to monitor its uptake amongst households headed by men and by women. The use of the e-Shop expanded the options available for beneficiaries to redeem their entitlements, reducing travel distances and associated risks for the people receiving assistance, especially women. WFP retailers received sensitization on the prevention of gender-based violence.

WFP Gender and Age Marker	
CSP Activity	GAM Monitoring Code
Provision of services, skills, assets and infrastructure for the rehabilitation and strengthening of food supply chains.	1

Strategic outcome 05: National institutions have strengthened policies, capacities and systems for supporting food-insecure and nutritionally vulnerable populations by 2021



Under Strategic Outcome Five, WFP works with the Government to strengthen policies, capacities and systems of national institutions to improve national capacity to support Somali people to meet their food and nutrition needs. Interventions are consistent with food security and infrastructure development needs outlined in the Ninth National Development Plan (NDP-9) and contribute to the achievement of SDG Target 17.9 (capacity building to support national plans to implement SDGs).

WFP supported government institutions at the federal and state levels in policy-making, technical planning and implementation and in systems development for enhanced food security, nutrition, social protection and safety nets, early warning, disaster risk reduction and infrastructural recovery.

Strategic Outcome Five was funded at 92 percent of its plan, however, the timing and availability of funding was variable over the year, which impacted the nature and duration of investments to which WFP could commit. WFP used available funding to incrementally strengthen specific elements identified jointly with several national institutions to support better delivery of systems and services for vulnerable populations.

The Scaling-Up Nutrition (SUN) Secretariat, under the leadership of the Office of the Vice President of Somaliland and with technical support from WFP, completed the Fill the Nutrient Gap (FNG) analysis. This analysis provided a deeper understanding of the structural barriers to accessing healthy diets and identified opportunities across the food system to improve nutrition. The FNG analysis was embedded in a stakeholder consultation process involving Government ministries, development and private partners and civil society. Recommendations emphasized adopting a multisectoral approach to address malnutrition; establishing a structure for food fortification; strengthening food systems to improve affordability of a nutritious diet; and, using schools as a platform for the delivery of nutrition interventions.

WFP collaborated with the state Ministry of Education, Culture and Higher Education (MOECHE) of Galmudug, to establish a school feeding unit. In September, WFP and partners trained eight MOECHE-recruited staff on school feeding policy, stock management, coordination and monitoring and evaluation, and SCOPE registration. Capacity strengthening of the MOECHE, through the establishment of the school feeding unit and training of staff, will enhance the institutionalization of knowledge and skills. This will contribute to the effective implementation of the school feeding programme on a continuous basis, with the long-term goal being to hand over the programme to the Government.

WFP contributed to the Ministry of Health (MoH) efforts to develop the Somalia Nutrition Strategy (2020-2025). The strategy is designed to address the triple burden of malnutrition (overnutrition, undernutrition and micronutrient deficiencies) and contribute to the achievement of the SDGs and Global Nutrition Targets for 2025. The objectives of the strategy include managing wasting in children and pregnant and lactating women and girls (PLWG), increasing awareness and demand of optimal Infant and Young Child Feeding practices, and strengthening capacities at all levels, including the community level. It highlights the importance of creating and sustaining an enabling policy environment

for preventing maternal, child and adolescent malnutrition and integrating nutrition into the health systems strengthening.

WFP supported the federal Ministry of Agriculture and Irrigation to conduct a validation workshop for the Cooperative Policy, developed in 2019. The policy seeks to improve the governance and performance of primary cooperatives, other social economy organizations and their higher-level structures in order to strengthen their capacity to access markets, create jobs, generate income, reduce poverty and provide social protection.

WFP, and other partners, supported the Ministry of Agricultural Development to finalize the National Seed Policy in Somaliland. The policy will guide crop and agricultural production and improve the uncoordinated efforts of some private companies' importation of seeds and seedlings.

The Systems Approach for Better Education Results (SABER) in Somaliland, Puntland and at Federal level started in 2019 and continued in 2020 to assess the current national capacity, policy environment, and coordination. Data gathered through SABER will inform the development of effective school feeding programme policies and support in strengthening the education system. WFP is recruiting a consultant to help the Government to develop a school feeding policy in 2021.

WFP has supported the overall strengthening of the social protection system in Somalia, including through the provision of technical advice, along with other partners, for the development of the Social Protection Policy and its Implementation Framework. In line with the Policy and Implementation Framework, WFP supported key positions in the Ministry of Labour and Social Affairs (MoLSA) at the federal and state level through the capacity injection mechanism that has been established to support pre-agreed salaries, allowances, and employment benefits for government staff. This facilitated the implementation and coordination of the Safety Net for Human Capital Project at the state level as well as government participation in donor and inter-ministerial meetings on social protection. WFP provided technical support to the Banadir Regional Authorities to target, enroll and deliver cash-based transfers to 1,000 poor households in Mogadishu through the urban safety net. These sub-national interventions contributed to building national delivery capacity in the area of social protection and safety nets.

WFP trained multi-stakeholders in early warning including on data collection and analysis and contributed towards developing a training curriculum on data management, disaster preparedness, contingency planning and early warning linked to Forecast-based Anticipatory Action (products in the finalization stages). Similarly, seven Early Warning Specialists were recruited through a government-led process, trained by WFP in coordination, disaster preparedness and emergency response to enhance the capacity of federal member states (FMS) in early warning, while promoting linkages with the Federal level Early Warning Centre. The Specialists helped establish the state level Early Warning Committees. IT and communications equipment to support Early Warning systems were purchased and delivered to FMS, Banadir regional Administration and the Ministry of Humanitarian Affairs and Disaster Management to enhance data collection, storage, analysis and dissemination.

WFP supported the Ministry of Planning, Investment and Economic Development (MoPIED) to conduct a post-flood Impact and Needs Assessment in Beletweyne district in Hiraan region to ascertain both immediate and recovery needs. WFP support enabled MoPIED to publish both a Facts and Figures Book focusing on Agriculture, Food and Nutrition and Floods and monthly Leading Economic Indicators and Consumer Price Indices. Other reports produced on a quarterly basis include the Somalia High Frequency Survey and the Gross Domestic Product report.


WFP supported the Office of the Prime Minister (OPM) to mobilize and orientate COVID-19 response teams from FMS. During the orientation, delegates were informed about COVID-19, trained on how to lead response process, and participated in joint planning to enhance preparedness. The OPM team, supported by WFP and other partners, monitored the social impacts of COVID-19.

WFP recognizes the economic significance of port infrastructure and related networks for the reception, production, transformation and distribution of food. WFP collaborated with the Government and FMS to align the Somali maritime legislation to international standards. WFP provided a legal maritime expert to support the Ministry of Ports and Maritime Transport to coordinate the ratification and implementation of the International Maritime Organization's Conventions; to help develop and translate new Maritime Code and coordinate and synchronize initiatives aimed at operationalizing the Somalia Maritime Administration.

Resources and technical support for capacity strengthening were provided at institutional level. Because there are no 'direct beneficiaries' receiving WFP assistance, the Gender and Age Marker code is 0. Even so, WFP will work with the Government to identify opportunities for gender mainstreaming in policies developed jointly with the Government and will ensure women staff are recruited for technical roles and participate in training supported by WFP.



Strategic outcome 06: The humanitarian community is better able to reach vulnerable people and respond to needs throughout the year



Somalia faced significant infrastructural gaps with limited countrywide safe and reliable air and logistics services. Through Strategic Outcome Six, WFP supported the Government and partners by providing safe and reliable air and logistics services, helping them reach vulnerable populations efficiently and in a timely manner, particularly during crisis. Aligned to WFP's Strategic Result 8 (strengthen global partnership support to country efforts to achieve the SDGs), these services supported the attainment of all objectives under the Humanitarian Response Plan and the Ninth National Development Plan (NDP-9) and contributed towards achieving Strategic Development Goal Target 17.16 (enhance the global partnership for sustainable development).

Strategic Outcome Six was fulfilled through three Activities: i) the United Nations Humanitarian Air Services (UNHAS) provided safe and reliable air transport services (passenger and cargo) to Government, humanitarian personnel, donors, and diplomatic missions to access hard-to-reach field locations; ii) WFP's logistics assets including an extensive network of warehouse hubs and expertise were used to provide on-demand logistics services such as transport, warehousing and related services; and iii) mandated services such as logistics coordination, information management support and facilitating access to logistics services were made available through the WFP-led Logistics Cluster.

Overall, Strategic Outcome Six was funded at 93 percent with funding differences across activities. UNHAS was funded at 97 percent, the Logistics Cluster at 60 percent, and on-demand services were provided on a full cost recovery basis. Traditionally, the funding structure of UNHAS is 70 percent cost recovery and 30 percent donor contributions. COVID-19 travel restrictions translated into a 60 percent decrease in the cost-recovery component. As a result, UNHAS rationalized its fleet from six to four aircrafts, one being ad-hoc, reducing operational costs by half. It further engaged its donors to further resource UNHAS operations throughout the year.

While Somalia faced multiple shocks in 2020 which meant an increase in needs and demand for air and logistics services, commercial flights were suspended from March to July due to COVID-19 restrictions. This resulted in five new partners signing-up for UNHAS services, a five percent increase from 2019. Inversely, COVID-19 movement restrictions reduced the number of passengers and cargo transported by UNHAS by more than 50 percent compared to 2019. In comparison to 2020 plans, this was a reduction by 66 percent of passengers and 50 percent of cargo. Even so, UNHAS played a critical role in support of the Government and partners' response to COVID-19 by operating 30 special flights transporting more than 18 mt of urgent medical samples for testing and other COVID-19 response cargo and 310 Ministry of Health (MOH) and other government officials on COVID-19 related missions. UNHAS maintained COVID-19 mitigation measures as outlined in its Standard Operating Procedures.

The Logistics Cluster was activated in April to provide coordination, information management and to facilitate common logistics services in support of the Government and humanitarian community in Somalia. WFP facilitated access for 12 partners to 88,000 square meter of warehousing capacity for humanitarian relief items. Additionally, partners' relief cargo were transported across Somalia, including 116 mt of COVID-19 response cargo, e.g. personal protective equipment and medical equipment, and 264 mt of materials required for the flood response. These included tents, sandbags and other non-food items. To improve on-demand service provision, the WFP Service Marketplace initiative

was launched - a user friendly platform and a one-stop-shop where humanitarian partners submit service requests. WFP Somalia was a pilot country within the East African region.

To enhance the capacity of the MoH to manage response stocks, the Cluster loaned the MoH a mobile storage unit (MSU) and facilitated the installation of a second MSU in Mogadishu to consolidate and temporarily store partners' cargo to be airlifted to various locations for COVID-19 and flood response. Furthermore, WFP supported MoH to develop a tracking tool to track COVID-19 donations, stocks and dispatches at the request of the Office of the Prime Minister. The tool was handed over to MoH in July. To enhance information sharing and coordination among partners, 18 bi-weekly Cluster meetings were convened with an average of 38 partners attending. Sixty-one information products including flood-affected road maps were published on the Somalia Logistics Cluster page.

Despite the challenges posed by COVID-19, UNHAS and the Logistics Cluster were able to fulfil all partner requests, including 100 percent of medical and security evacuations by UNHAS. Additionally, UNHAS monitored outcome results using its standardized surveys such as the Passenger Satisfaction Survey (PSS) and Provision of Access Satisfaction Survey (PASS). Based on survey results, UNHAS surpassed its user satisfaction[1] target for 2020, reaching 100 percent which was also higher than 2019 (94 percent). UNHAS further received feedback from its users to inform operational performance and analyse partners' needs through specific access surveys (during COVID-19) and regular User Group Meetings. Using this feedback, UNHAS adjusted services throughout the year, which can be attributed to the positive performance.

Strategic Outcome Six enhanced partnerships for the achievement of all SDGs. WFP's long-standing partnership with the Government enabled the continuation of UNHAS and Logistics Cluster activities during COVID-19. By transporting passengers and emergency response cargo through UNHAS and Cluster activities, WFP supported the Government and partners to change and save lives of vulnerable populations across Somalia. Some of the main partners served include the MOH, the Ministry of Humanitarian Affairs and Disaster Management, the World Health Organization, United Nations High Commissioner for Refugees, United Nations Children's Fund, United Nations Office for Coordination of Humanitarian Affairs among other local and international non-governmental organizations and civil society.

The need for air services in 2021 and beyond will be vital as the Government continues to ease travel restrictions and the implementation of back-to-work plans unfold. UNHAS will therefore continue to provide critical air services in Somalia until reliable commercial air transport services are established.

Having benefited from the stocks management tool, MoH requested the Logistics Cluster's support to develop a national-wide warehouse stock management system for health items. As such, WFP has started developing an automated system that will be used to capture health item stocks in the national and regional warehouses throughout Somalia. The system will enhance the visibility of health commodities and streamline the management of these across the country.

While UNHAS and the Logistics Cluster played an important role as enablers of all the activities under the ICSP, all end-users were humanitarian partners and there were no beneficiaries directly receiving WFP assistance under this Strategic Outcome, hence the Gender and Age Marker code 0.



Cross-cutting Results

Progress towards gender equality: Improved gender equality and women's empowerment among WFP-assisted population

Somalia is making progress towards gender equality and social inclusion. However, systemic gender inequalities continue to inhibit women from effective participation and decision-making in the public and private spheres. Women's access to productive resources and social services remains constrained especially in rural areas. Discriminatory customs relating to production, purchase and preparation of food prevail while negative and gendered social norms relating to health practices contribute to the persistently high malnutrition rates in Somalia, particularly for women and children.

WFP has made deliberate efforts to place assistance directly into the hands of women as a first step in increasing women's access to resources and equal power sharing, measured by participation in decision making by women and men at household and community levels. In 2020, nearly 90 percent of recipients of WFP assistance were women. Recipients of the rural safety net project (all women) received SIM cards after WFP realized that two-thirds of them did not have SIM cards or had SIM cards registered in their partners' names. This enabled the women to safely and efficiently receive cash-based transfers (CBT), and enhanced their access and participation in the digital financial space over the longer term.

Following these efforts, women individually made decisions on the use of WFP assistance in two-thirds of beneficiary households. While these results suggest increased control over household allocation and use of food resources by women over the duration of the Interim Country Strategic Plan, WFP aims to achieve a higher proportion of joint decision-making to challenge the social norms around women having sole responsibility over the utilization of food in the household.

Under the nutrition programme, WFP engaged men in gender-transformative nutrition and health messaging to increase their knowledge, ownership and participation as stakeholders in the health, nutrition and food security of their families. This is bearing fruit with the positive outcomes in dietary indicators in 2020 attributed to the social behaviour change communication (SBCC) delivered to both men and women. To advance these gains, WFP developed an SBCC strategy for men that includes interpersonal communication through community health and nutrition workers and the formation of father-to-father support groups through cooperating partners and the Ministry of Health.

Despite the improvement in women's participation and control of assistance in beneficiary households, households headed by women continued to record higher vulnerability as highlighted by the food consumption, livelihood coping strategies and food expenditure indicator scores from 2020 monitoring reports. This requires further examination of household dynamics through qualitative data collection and analysis. A gender, youth and conflict analysis study planned for 2021 under a joint food systems project with the Food and Agriculture Organization which will attempt to shed light on this area. Another study planned for 2021 will examine opportunities and constraints to women's access of CBT and explore strategies to expand women's digital financial inclusion and economic empowerment.

Protection and accountability to affected populations: Affected populations are able to benefit from WFP programmes in a manner that ensures and promotes their safety, dignity and integrity. Affected populations are able to hold WFP and partners accountable for meeting their hunger needs in a manner that reflects their views and preferences

Conflicts, climatic hazards, high rates of poverty, lack of information, weak or non-existent legislation as well as limited access to food, shelter and health services have over the years affected the ability of women, men, boys and girls to adequately protect themselves from risks. In 2020, these factors were compounded by multiple emergent shocks (locust invasion, floods and COVID-19) that had an additional impact on people's livelihoods and mental health and exposed many at-risk populations to negative coping mechanisms.[1]

WFP continued to collaborate with partners towards stronger collective outcomes related to protection and accountability to affected populations (AAP). WFP participated in the update of the Humanitarian Country Team's (HCT) Centrality of Protection Strategy 2020/2021. WFP also engaged with the Minority Rights Group International to incorporate a representative of minority rights groups in the Somalia Food Security Cluster (FSC) monthly regional hub meetings. The aim was to ensure that monitories in various locations not only accessed humanitarian assistance but also information, and that they were able to actively participate in decisions that affected them.

Results from corporate indicators on safe and dignified access to assistance show that nearly all WFP beneficiaries received assistance without any safety challenges. An independent country-wide perception survey conducted by Ground Truth Solutions corroborated this, indicating that communities in Somalia felt generally safe when receiving humanitarian assistance, especially cash assistance.[2] Those who did not feel safe accessing humanitarian assistance cited overcrowding at distribution sites and the risk of contracting COVID-19 as their major concerns. The introduction of mobile money transfers in 2020 following the advent of COVID-19 helped to address these concerns and others by limiting person-to-person contact, visibility over recipients of assistance, and reduced distances travelled and associated risks, especially for women.

Monitoring of the level of understanding and knowledge among beneficiaries regarding WFP programmes pointed to the need to further strengthen WFP's communication with the people it assists. In 2020, WFP finalized a beneficiary communication strategy that seeks to improve how WFP conveys information to, and receives feedback from, its stakeholders. Under the strategy, WFP will expand its current channels of communication such as through community meetings, and banners, to include new media such as bulk SMS and radio. The strategy recognizes the COVID-19 context and addresses the limitations that this imposes on certain communication channels, and how preferences for particular channels may change while this situation persists. WFP will roll out this strategy in 2021, starting with information sessions for WFP field staff and cooperating partners on the new elements and implementation pathways for the strategy.

WFP's beneficiary and transfer management platform (SCOPE) has been expanded to all activities through the course of the ICSP, in order to provide better accountability (ensuring assistance reached intended beneficiaries) and allow WFP to track multisectoral support across programmes. The use of SCOPE for in-kind assistance was however, temporarily suspended following the outbreak of COVID-19 to minimize the risk of viral transmission. In line with its data protection principles, WFP took steps to clean old, unused and duplicate data from the SCOPE database, to ensure that beneficiary data held in the system was accurate, relevant and up-to-date, further strengthening the integrity of the data and rendering the system more efficient and informative.

There was a significant increase in gender-based violence (GBV), owing to COVID-19 mitigation measures and restrictions in movements. WFP joined the UN and non-governmental organizations in the Risk Communication and Community Engagement Taskforce whose outputs informed AAP programming in the COVID-19 response. WFP took the lead in the Communications and Community Engagement Expert Pool on COVID-19 whose output was the development and subsequent dissemination of the Community Engagement Guidelines on COVID-19.

WFP provided training on GBV to cooperating partner staff in partnership with the Food Security Cluster and the GBV sub-cluster. In collaboration with the GBV sub-cluster and with UNICEF, referral pathways for GBV cases were updated to cover gaps in service provision in remote rural locations. Subsequently, UNICEF and GBV sub-cluster partners near locations with no coverage will provide transport and referrals to the nearest available services. WFP initiated discussions with the Ministry of Health to explore the possibility of training WFP's network of nearly 560 community health workers to disseminate basic GBV awareness information and provide referrals in their areas of operation, especially in remote locations with no GBV services.

WFP collected sex-disaggregated disability data using the Washington Group Short Set of Disability Questions. However, further assessment of attitudinal, institutional and environmental barriers, risks and enablers within WFP's operations



is required so as to utilize the data comprehensively for more inclusive programming. WFP has initiated discussions with a disabled people's organization, Humanity and Inclusion, to explore areas for collaboration and on capacity strengthening of staff and partners on disability inclusion in 2021. These discussions are expected to have more traction in 2021 within the 15 regional FSC hubs with concrete action points to ensure that minority communities access information and assistance.

WFP championed accountability to affected populations following the peer-to-peer mission report (2018 and 2019) shared with the HCT. In collaboration with implementing, coordinating agencies and donors, a Community Engagement and Accountability Working Group was set up to ensure affected people receive the information they need, are able to participate in decision making, and have access to agency-specific feedback and complaints mechanisms. This led to the establishment of an Inter-Agency Information Management system, destined to receive collective beneficiary feedback and facilitate strategic decision making by the HCT.

[1] Eric Herring et al. 2020. COVID-19 and sustainable development in Somalia/Somaliland. Retrieved from <https://doi.org/10.1080/23779497.2020.1824584>
https://groundtruthsolutions.org/wp-content/uploads/2020/12/GTS_Somalia_Survey_Dec_2020.pdf [2]
https://groundtruthsolutions.org/wp-content/uploads/2020/12/GTS_Somalia_Survey_Dec_2020.pdf



Environment: Targeted communities benefit from WFP programmes in a manner that does not harm the environment

More than 70 percent of Somalia's population is located in rural areas and reliant on agriculture for their livelihoods (crop and livestock). Yet, approximately 60 percent of Somalia is arid or semi-arid and the country suffers from recurrent drought and flooding that have increased in both frequency and magnitude. These challenges have specifically affected the southern region, the main food-producing area, which experiences annual riverine flooding while other locations suffer prolonged dry spells. The combination of climate-induced shocks, conflicts, challenges in enforcing environmental laws, and competition for natural resources contributed to and intensified environmental degradation, impacting on availability, access and utilization of food.

As per the WFP Environmental Policy (2017), WFP is committed to identify and manage environmental and social risks in its operations. As such, WFP put environmental and social safeguards in place to make sure programmes did not cause unintended harm to the environment or populations. WFP Food Assistance for Assets (FFA) activities were screened for risks and were categorised as medium or low-risk activities. Through community-based participatory planning, WFP worked with communities, partners and local governments to identify needs and tailor FFA activities to address those needs. FFA activities played an important role in helping approximately 220,000 beneficiaries enhance their adaptive capacity to shocks, particularly those related to climate variability, and reduce their vulnerability to food insecurity.

In spite of the impact of COVID-19 restrictions, targeted communities conserved over 1,200 ha of cultivated land through the construction of soil bunds and planting of forage seeds to minimize soil erosion. Furthermore, more than 12,000 m³ of check dams and gully control measures and an estimated 2,000 m³ of earth dams and flood protection dikes were constructed. These measures support land rehabilitation which reduces environmental degradation.

WFP completed a Skills Training Center in Garowe, Puntland State in partnership with the Ministry of Environment, Agriculture and Climate Change. The Center will be used to train people in innovative agricultural technologies such as hydroponics to promote climate-smart agriculture as water is a scarce resource in Somalia. The science of hydroponics will allow beneficiary households to farm using 80 percent less water compared to traditional farming methods. It also allows farming without insecticides and fertilizer, further contributing to environmental conservation.

A scoping study to identify potential partners for safe recycling of obsolete WFP electric and electronic equipment was conducted, which identified reliable waste management opportunities. A tender has been released with the aim of establishing long term agreements for environmentally and socially responsible recycling and disposal of hazardous e-waste accumulated in Somalia and Kenya. If successful, the system could be expanded to other WFP operations in the region and globally. Benefits from previous work on renewable energy installations continue to be felt through reduced fuel costs, security of energy supply and less Greenhouse Gas emissions.

Data Notes

2020 Overview

For the 2020 reporting period, disability data has been collected using a variety of approaches, according to the existing needs, capacity, and experience of various WFP activities and operational contexts. Moving forward, as part of the 2020 Disability Inclusion Road Map, WFP will be building on this experience to mainstream and standardise disability data collection methodologies, aligning with international standards and best practices.

Prevalence of undernourishment (SDG indicators 2.1.1) and Prevalence of moderate or severe food insecurity in the population (SDG indicators 2.1.2). 70 percent of affected populations in Integrated Food Security Phase Classification 3 and 4 reached (2019). Data source: FSNAU.

Prevalence of malnutrition (wasting) among children under 5 years of age (SDG indicator 2.2.2). Data Source: Somalia Demographic and Health Survey 2020.

Proportion of agricultural area under productive and sustainable agriculture (SDG indicator 2.4.1). 107,395 km² (17 percent of total land area of Somalia) (2019). Data Source: SWALIM/FAO.

Overall, the total amount of cash transferred to beneficiaries was less than planned. This is mostly attributed to delayed transfers under the SNHCP, implemented under Strategic Outcome 2. A high number of duplication of households in SCOPE was noticed in 2019. As such, WFP developed a de-duplication strategy to clean up data in SCOPE. A de-duplication exercise was then carried out in 2020 where households without duplication were cleared to receive transfers while those duplicated were required to produce old SCOPE cards. This process took long, and some households missed scheduled transfers. Additionally, there were technical challenges transitioning to mobile money within a short time to provide a contactless solution in the context of COVID-19 as well as providing SIM cards to women recipients without one or had one registered in their partners' name. As a result, only 37 percent of the 1.2 million targeted people for SNHCP were reached. The cash transferred translated to 37 percent of the planned cash consequently contributing to the low achievement on cash transferred overall. Delayed transfers will be conducted in 2021 as agreed with the donor.

During the planning of the ICSP, under the commodity group 'CEREALS', the Country office Tool for Managing Operations Effectively (COMET) only allowed the selection of one commodity type. In this case, maize was selected and the total planned tonnage for all types of cereals including maize, sorghum, wheat and rice was captured under it. On the other hand, the actual tonnage of cereals distributed in COMET is captured under the specific type of cereal that was purchased, hence this resulted in the discrepancy that is displayed on the graph.

Strategic outcome 01

[1] Food security and Nutrition quarterly brief: FSNAU-FEWS NET Food Security Quarterly Brief, May 2020

[2] SPHERE targets for Moderate Acute Malnutrition (MAM) treatment performance rates: >75% recovery rates, <15% default rate, <3% mortality rate and <15% non-response rate.

The actual number of PLW/G reached with CBT is not in the data tables. During the planning phase, WFP intended to provide CBT and in-kind to mothers delivering in the health facilities (MCHN delivery). However, in the implementation phase, only in-kind was achieved due to funding shortfalls for CBT support. All the targeted mothers were reached with in-kind support.

Due outbreak of COVID-19, programme coverage for Moderate Acute Malnutrition treatment and prevention was not collected because it requires comprehensive face to face interviews, including anthropometric screening of children aged 6-59 months. Waiver was granted for the coverage indicators in 2020 reporting period. However, WFP achieved 76 percent admission rate of children aged 6-59 months with MAM into the treatment programme and 92 percent admission rate of children aged 6-23 months into the prevention programme, against the Nutrition Cluster target.

Further information on the Gender and Age Marker can be found here:

<https://gender.manuals.wfp.org/en/gender-toolkit/gender-in-programming/gender-and-age-marker/>

Strategic outcome 02

[1] Non-participant households reside in the targeted communities.

Funding for school feeding programme (SFP) reduced in 2020 as a result of a shift in prioritization from some donors. This reduced the amount of resources available for SFP activities leading to 38 percent reduction in coverage compared to 2019. The Government closed schools to minimize the spread of COVID-19 from March to mid-August. WFP also switched to CBT through the home-grown school feeding when schools reopened. The planning phase and training on cash transfers, use of SCOPE, record keeping, and procurement further delayed the programme. All this affected the number of schoolchildren reached against the plan.

Strategic outcome 03

MAM treatment performance rates for adult ART patients were not collected as ART patients were not reached under Strategic Outcome 3 (more details are in the narrative paragraph 4).

The actual number of PLW/G reached with CBT is not in the data tables. During the planning phase, WFP intended to provide CBT and in-kind to mothers delivering in the health facilities (MCHN delivery). However, in the implementation phase, only in-kind was achieved due to funding shortfalls for CBT support. All the targeted mothers were reached with in-kind support.


Due outbreak of COVID-19, programme coverage for Moderate Acute Malnutrition treatment and prevention was not collected because it requires comprehensive face to face interviews, including anthropometric screening of children aged 6-59 months. Waiver was granted for the coverage indicators in 2020 reporting period. However, WFP achieved 76 percent admission rate of children aged 6-59 months with MAM into the treatment programme and 92 percent admission rate of children aged 6-23 months into the prevention programme, against the Nutrition Cluster target.


Strategic outcome 06

This overall user satisfaction rate is calculated by averaging the overall levels of satisfaction results from the PSS and PASS surveys (results other than “very dissatisfied” and “dissatisfied”)

Figures and Indicators

WFP contribution to SDGs

 SDG 2: End hunger, achieve food security and improved nutrition and promote sustainable agriculture											
WFP Strategic Goal 1: Support countries to achieve zero hunger						WFP Contribution (by WFP, or by governments or partners with WFP Support)					
SDG Indicator	National Results					SDG-related indicator	Direct				Indirect
	Unit	Female	Male	Overall	Year		Unit	Female	Male	Overall	
Prevalence of moderate or severe food insecurity in the population, based on the Food Insecurity Experience Scale (FIES)	%			70	2019	Number of people reached (by WFP, or by governments or partners with WFP support) to improve their food security	Number	469,775	465,764	935,539	
Prevalence of undernourishment	%			70	2019	Number of people reached (by WFP, or by governments or partners with WFP support) to improve their food security	Number	1,729,680	1,528,819	3,258,499	
Prevalence of malnutrition among children under 5 years of age, by type (wasting and overweight)	% wasting	12.4	11.4	11.6	2020	Number of people reached (by WFP, or by governments or partners with WFP support) with interventions to prevent and treat malnutrition (moderate acute malnutrition)	Number	235,971	100,650	336,621	
Proportion of agricultural area under productive and sustainable agriculture	%			17	2019	Number of people reached (by WFP, or by governments or partners with WFP support) with interventions that aim to ensure productive and sustainable food systems	Number				781,143

 SDG 17: Strengthen the means of implementation and revitalize the global partnership for sustainable development									
WFP Strategic Goal 2: Partner to support implementation of the SDGs					WFP Contribution (by WFP, or by governments or partners with WFP Support)				
SDG Indicator	National Results			SDG-related indicator	Direct		Indirect		
	Unit	Overall	Year		Unit	Overall			
Number of countries reporting progress in multi-stakeholder development effectiveness monitoring frameworks that support the achievement of the sustainable development goals	Number			Number of partners participating in multi-stakeholder partnerships (including common services and coordination platforms where WFP plays a leading or coordinating role)	Number	151			

Dollar value of financial and technical assistance (including through North-South, South-South and triangular cooperation) committed to developing countries	US\$			Dollar value (within WFP portfolio) of technical assistance and country capacity strengthening interventions (including facilitation of South-South and triangular cooperation)	US\$	1,711,169	
--	------	--	--	---	------	-----------	--

Beneficiaries by Sex and Age Group

Beneficiary Category	Gender	Planned	Actual	% Actual vs. Planned
Total Beneficiaries	male	2,597,274	2,002,240	77%
	female	3,220,295	2,565,252	80%
	total	5,817,569	4,567,492	79%
By Age Group				
0-23 months	male	279,909	328,452	117%
	female	298,192	349,808	117%
	total	578,101	678,260	117%
24-59 months	male	494,138	423,001	86%
	female	504,251	431,069	85%
	total	998,389	854,070	86%
5-11 years	male	340,480	348,128	102%
	female	320,160	324,757	101%
	total	660,640	672,885	102%
12-17 years	male	280,382	282,856	101%
	female	269,027	265,021	99%
	total	549,409	547,877	100%
18-59 years	male	1,149,490	563,064	49%
	female	1,793,415	1,156,771	65%
	total	2,942,905	1,719,835	58%
60+ years	male	52,875	56,739	107%
	female	35,250	37,826	107%
	total	88,125	94,565	107%

Beneficiaries by Residence Status

Residence Status	Planned	Actual	% Actual vs. Planned
Resident	5,817,569	3,659,374	63%
Refugee	0	31,217	-
Returnee	0	39,528	-
IDP	0	837,373	-

Beneficiaries by Programme Area



Programme Area	Planned	Actual	% Actual vs. Planned
Asset Creation and Livelihood	310,000	240,086	77%
Climate change adaptation and risk management	0	128,146	-
Nutrition Prevention	1,228,291	934,081	76%
Nutrition Treatment	886,794	559,268	63%
School Meal	226,000	268,637	118%
Unconditional Resources Transfer	3,362,500	3,253,138	96%

Annual Food Transfer

Commodities	Planned Distribution (mt)	Actual Distribution (mt)	% Actual vs. Planned
Everyone has access to food			
Strategic Outcome: Strategic Outcome 01			
Maize	83,325	461	1%
Rice	0	199	-
Sorghum Flour	0	1	-
Sorghum/Millet	0	55,868	-
Wheat	0	45	-
Dried Fruits	0	99	-
Corn Soya Blend	11,689	9,584	82%
High Energy Biscuits	0	27	-
LNS	0	2,119	-
Ready To Use Supplementary Food	10,207	4,690	46%
Ready To Use Therapeutic Food	0	10	-
Micronutrient Powder	1	0	0%
Olive Oil	0	8	-
Vegetable Oil	5,169	4,875	94%
Beans	0	500	-
Split Peas	8,995	6,640	74%
Strategic Outcome: Strategic Outcome 02			
Maize	24,305	5	0%
Rice	0	356	-
Sorghum/Millet	0	2,303	-
Wheat	0	3	-
Corn Soya Blend	0	783	-
Micronutrient Powder	14	0	0%
Vegetable Oil	1,897	394	21%
Split Peas	2,644	736	28%
No one suffers from malnutrition			
Strategic Outcome: Strategic Outcome 03			

Commodities	Planned Distribution (mt)	Actual Distribution (mt)	% Actual vs. Planned
Maize	0	112	-
Rice	0	1	-
Sorghum/Millet	0	426	-
Dried Fruits	0	13	-
Corn Soya Blend	7,331	5,169	71%
LNS	0	727	-
Ready To Use Supplementary Food	4,206	1,848	44%
Vegetable Oil	0	429	-
Beans	0	46	-
Split Peas	0	201	-

Annual Cash Based Transfer and Commodity Voucher

Modality	Planned Distribution (CBT)	Actual Distribution (CBT)	% Actual vs. Planned
Everyone has access to food			
Cash	55,014,898	10,896,150	20%
Value Voucher	120,536,411	55,976,673	46%
Cash	56,497,046	20,322,060	36%
Value Voucher	34,897,322	10,486,419	30%
No one suffers from malnutrition			
Cash	4,717,440	437,970	9%
Value Voucher	3,490,560	517,669	15%

Strategic Outcome and Output Results

Strategic Outcome 01 : Food-insecure and nutrition- insecure people in areas affected by natural or human-caused disasters have access to adequate and nutritious food and specialized nutritious foods that meet their basic food and nutrition needs during and in the aftermath of shocks					- Crisis Response	
Output Results						
Activity 01: Provision of unconditional food and/or cash based food assistance, specialised nutritious foods and gender-transformative nutrition messaging and counselling to crisis affected people through well-coordinated food security and logistics during humanitarian responses						
Output Category A: Resources transferred						
Output Category C: Capacity development and technical support provided						
Output Category E*: Social and behaviour change communication (SBCC) delivered						
Output Category G: Linkages to financial resources and insurance services facilitated						
Output Category H: Shared services and platforms provided						
Output	Output Indicator	Beneficiary Group	Sub Activity	Unit of measure	Planned	Actual
A:	A.1: Beneficiaries receiving cash-based transfers	All	General Distribution	Female Male Total	705,993 720,257 1,426,250	762,121 777,515 1,539,636
A:	A.1: Beneficiaries receiving cash-based transfers	All	Prevention of stunting	Female Male Total	108,108 110,292 218,400	
A:	A.1: Beneficiaries receiving cash-based transfers	Pregnant and lactating women	Prevention of stunting	Female Total	17,800 17,800	
A:	A.1: Beneficiaries receiving food transfers	All	General Distribution	Female Male Total	302,568 308,682 611,250	570,361 581,883 1,152,244
A:	A.1: Beneficiaries receiving food transfers	All	Prevention of stunting	Female Male Total	58,212 59,388 117,600	113,844 116,144 229,988
A:	A.1: Beneficiaries receiving food transfers	Children	Prevention of acute malnutrition	Female Male Total	62,186 58,564 120,750	45,140 42,510 87,650
A:	A.1: Beneficiaries receiving food transfers	Children	Prevention of stunting	Female Male Total	72,966 68,715 141,681	121,983 114,878 236,861
A:	A.1: Beneficiaries receiving food transfers	Children	Treatment of moderate acute malnutrition	Female Male Total	257,550 252,450 510,000	162,759 159,536 322,295
A:	A.1: Beneficiaries receiving food transfers	Pregnant and lactating women	Climate adaptation and risk management activities	Female Male Total	 0	8,388 7,900 16,288
A:	A.1: Beneficiaries receiving food transfers	Pregnant and lactating women	Prevention of acute malnutrition	Female Total	47,291 47,291	32,794 32,794
A:	A.1: Beneficiaries receiving food transfers	Pregnant and lactating women	Prevention of stunting	Female Total	70,000 70,000	147,058 147,058

A:	A.1: Beneficiaries receiving food transfers	Pregnant and lactating women	Treatment of moderate acute malnutrition	Female Total	159,000 159,000	107,423 107,423
A:	A.1: Beneficiaries receiving food transfers	TB treatment clients	HIV/TB Care& treatment;	Female Male Total	3,303 3,173 6,476	3,147 3,023 6,170
A:	A.2: Food transfers			MT	119,386	85,127
A:	A.3: Cash-based transfers			US\$	175,551,308	66,872,823
	A.6*: Number of institutional sites assisted					
A: Crisis- affected children aged 6-23 months and PLWG in areas with high GAM rates during crises receive targeted specialized nutritious foods or cash-based transfers that prevent malnutrition and improve their nutritional status and gender-informed SBCC that stimulate positive behaviour change	A.6.10: Number of health centres/sites assisted		Prevention of acute malnutrition	health center	103	279
A: Crisis- affected children aged 6-23 months and PLWG in areas with high GAM rates during crises receive targeted specialized nutritious foods or cash-based transfers that prevent malnutrition and improve their nutritional status and gender-informed SBCC that stimulate positive behaviour change	A.6.10: Number of health centres/sites assisted		Prevention of stunting	health center	192	207
	A.6*: Number of institutional sites assisted					
A: Crisis- affected children aged 6-59 months, PLWG, and ART/TB-DOT clients in areas where GAM rates are high during crises receive targeted specialized nutritious foods that ameliorate malnutrition and improve their nutrition status, and gender-informed SBCC that stimulate positive behaviour change	A.6.10: Number of health centres/sites assisted		HIV/TB Care& treatment;	health center	26	43
A: Crisis- affected children aged 6-59 months, PLWG, and ART/TB-DOT clients in areas where GAM rates are high during crises receive targeted specialized nutritious foods that ameliorate malnutrition and improve their nutrition status, and gender-informed SBCC that stimulate positive behaviour change	A.6.10: Number of health centres/sites assisted		Treatment of moderate acute malnutrition	health center	423	806
	C.5*: Number of capacity strengthening initiatives facilitated by WFP to enhance national food security and nutrition stakeholder capacities (new)					
C: Crisis-affected populations benefit from a well-coordinated food security and logistics humanitarian response and service platforms that deliver life-saving assistance in a timely and accountable manner	C.5*.2: Number of training sessions/workshop organized		General Distribution	training session	19	6

	E*.4*: Number of people reached through interpersonal SBCC approaches					
E*: Crisis- affected children aged 6-23 months and PLWG in areas with high GAM rates during crises receive targeted specialized nutritious foods or cash-based transfers that prevent malnutrition and improve their nutritional status and gender-informed SBCC that stimulate positive behaviour change	E*.4.1: Number of people reached through interpersonal SBCC approaches (male)		Prevention of acute malnutrition	Number	25,884	17,364
E*: Crisis- affected children aged 6-23 months and PLWG in areas with high GAM rates during crises receive targeted specialized nutritious foods or cash-based transfers that prevent malnutrition and improve their nutritional status and gender-informed SBCC that stimulate positive behaviour change	E*.4.1: Number of people reached through interpersonal SBCC approaches (male)		Prevention of stunting	Number	16,147	10,723
E*: Crisis- affected children aged 6-23 months and PLWG in areas with high GAM rates during crises receive targeted specialized nutritious foods or cash-based transfers that prevent malnutrition and improve their nutritional status and gender-informed SBCC that stimulate positive behaviour change	E*.4.2: Number of people reached through interpersonal SBCC approaches (female)		Prevention of acute malnutrition	Number	71,045	56,240
E*: Crisis- affected children aged 6-23 months and PLWG in areas with high GAM rates during crises receive targeted specialized nutritious foods or cash-based transfers that prevent malnutrition and improve their nutritional status and gender-informed SBCC that stimulate positive behaviour change	E*.4.2: Number of people reached through interpersonal SBCC approaches (female)		Prevention of stunting	Number	214,115	147,442
	E*.4*: Number of people reached through interpersonal SBCC approaches					
E*: Crisis- affected children aged 6-59 months, PLWG, and ART/TB-DOT clients in areas where GAM rates are high during crises receive targeted specialized nutritious foods that ameliorate malnutrition and improve their nutrition status, and gender-informed SBCC that stimulate positive behaviour change	E*.4.1: Number of people reached through interpersonal SBCC approaches (male)		HIV/TB Care&treatment;	Number	756	521
E*: Crisis- affected children aged 6-59 months, PLWG, and ART/TB-DOT clients in areas where GAM rates are high during crises receive targeted specialized nutritious foods that ameliorate malnutrition and improve their nutrition status, and gender-informed SBCC that stimulate positive behaviour change	E*.4.1: Number of people reached through interpersonal SBCC approaches (male)		Treatment of moderate acute malnutrition	Number	65,246	41,846

E*: Crisis- affected children aged 6-59 months, PLWG, and ART/TB-DOT clients in areas where GAM rates are high during crises receive targeted specialized nutritious foods that ameliorate malnutrition and improve their nutrition status, and gender-informed SBCC that stimulate positive behaviour change	E*.4.2: Number of people reached through interpersonal SBCC approaches (female)		HIV/TB Care&treatment;	Number	3,420	2,874
E*: Crisis- affected children aged 6-59 months, PLWG, and ART/TB-DOT clients in areas where GAM rates are high during crises receive targeted specialized nutritious foods that ameliorate malnutrition and improve their nutrition status, and gender-informed SBCC that stimulate positive behaviour change	E*.4.2: Number of people reached through interpersonal SBCC approaches (female)		Treatment of moderate acute malnutrition	Number	212,916	168,648
	G.7*: Percentage of tools developed or reviewed to strengthen national capacities for Forecast-based Anticipatory Action					
G: Crisis- affected children aged 6-23 months and PLWG in areas with high GAM rates during crises receive targeted specialized nutritious foods or cash-based transfers that prevent malnutrition and improve their nutritional status and gender-informed SBCC that stimulate positive behaviour change	G.7.1: Percentage of tools developed or reviewed to strengthen national capacities for Forecast-based Anticipatory Action		Climate adaptation and risk management activities	%	100	100
G: Crisis- affected children aged 6-23 months and PLWG in areas with high GAM rates during crises receive targeted specialized nutritious foods or cash-based transfers that prevent malnutrition and improve their nutritional status and gender-informed SBCC that stimulate positive behaviour change	G.7.2: Number of Anticipatory Action SOPs developed or reviewed through WFP's support		Climate adaptation and risk management activities	tool	1	1
	G.9*: Number of people covered and assisted through Forecast-based Anticipatory Actions against climate shocks					
G: Crisis- affected children aged 6-23 months and PLWG in areas with high GAM rates during crises receive targeted specialized nutritious foods or cash-based transfers that prevent malnutrition and improve their nutritional status and gender-informed SBCC that stimulate positive behaviour change	G.9.1: Number of people covered and assisted through Forecast-based Anticipatory Actions against climate shocks (male)		Climate adaptation and risk management activities	individual	6,811	5,750
G: Crisis- affected children aged 6-23 months and PLWG in areas with high GAM rates during crises receive targeted specialized nutritious foods or cash-based transfers that prevent malnutrition and improve their nutritional status and gender-informed SBCC that stimulate positive behaviour change	G.9.2: Number of people covered and assisted through Forecast-based Anticipatory Actions against climate shocks (female)		Climate adaptation and risk management activities	individual	12,789	10,538
	H.1*: Number of shared services provided, by type					

H: Crisis-affected populations benefit from a well-coordinated food security and logistics humanitarian response and service platforms that deliver life-saving assistance in a timely and accountable manner	H.1.112: Number of technical reports shared with cluster partners		General Distribution	report	2	2
H: Crisis-affected populations benefit from a well-coordinated food security and logistics humanitarian response and service platforms that deliver life-saving assistance in a timely and accountable manner	H.1.120: Number of UN agency and NGO staff trained		General Distribution	individual	350	150
H: Crisis-affected populations benefit from a well-coordinated food security and logistics humanitarian response and service platforms that deliver life-saving assistance in a timely and accountable manner	H.1.20: Number of assessments/surveys conducted		General Distribution	assessment	1	1
H: Crisis-affected populations benefit from a well-coordinated food security and logistics humanitarian response and service platforms that deliver life-saving assistance in a timely and accountable manner	H.1.23: Number of bulletins, maps and other information products compiled and shared		General Distribution	item	260	188
H: Crisis-affected populations benefit from a well-coordinated food security and logistics humanitarian response and service platforms that deliver life-saving assistance in a timely and accountable manner	H.1.53: Number of guidance documents developed and circulated to the cluster		General Distribution	item	1	1
H: Crisis-affected populations benefit from a well-coordinated food security and logistics humanitarian response and service platforms that deliver life-saving assistance in a timely and accountable manner	H.1.79: Number of partner organizations participating in the cluster system nationally		General Distribution	agency/organization	200	505
H: Crisis-affected populations benefit from a well-coordinated food security and logistics humanitarian response and service platforms that deliver life-saving assistance in a timely and accountable manner	H.1.91: Number of regional cluster coordination cells created		General Distribution	unit	15	14

Outcome Results

Activity 01: Provision of unconditional food and/or cash based food assistance, specialised nutritious foods and gender-transformative nutrition messaging and counselling to crisis affected people through well-coordinated food security and logistics during humanitarian responses

Indicator	Subactivity	Sex	Baseline	End-CSP Target	2020 Target	2020 Follow-up	2019 Follow-up	2018 Follow-up	Source
Antiretroviral treatment (ART); Somalia;									
ART Default rate	HIV/TB Care&treatment;	Overall	0	<15	<15	0	0		Secondary data
ART Nutritional Recovery rate	HIV/TB Care&treatment;	Overall	85.7	>75	>75	100	87.1		Secondary data
Blanket supplementary feeding programme (BSFP); Somalia;									
Proportion of eligible population that participates in programme (coverage)	Prevention of acute malnutrition	Female	0	=100	=100		99		WFP survey
		Male	0	=100	=100		94.1		
		Overall	0	=100	=100		96.6		
Food Security Cluster; Somalia;									
User satisfaction rate	General Distribution	Overall	85	≥90	≥90	88			Joint survey
Maternal child health and nutrition (MCHN); Somalia;									

Minimum Dietary Diversity – Women	Prevention of stunting	Overall	48.5	>48.5	>48.5	41.7	31.9	WFP programme monitoring
Proportion of children 6–23 months of age who receive a minimum acceptable diet	Prevention of stunting	Female	21.3	>70	>17.9	13.2	7.9	WFP programme monitoring
		Male	27.3	>70	>20.7	19.2	10.7	
		Overall	23.9	>70	>19.1	15.9	9.1	
Proportion of eligible population that participates in programme (coverage)	Prevention of stunting	Female	0	=100	=100		94.3	WFP survey
		Male	0	=100	=100		94.5	
		Overall	0	=100	=100		94.4	
Proportion of target population that participates in an adequate number of distributions (adherence)	Prevention of stunting	Female	96.7	≥96.7	≥96.7	91	96.7	WFP programme monitoring
		Male	97.9	≥97.9	≥97.9	98	97.9	
		Overall	97.3	≥97.3	≥97.3	93	97.3	
Relief assistance; Somalia;								
Consumption-based Coping Strategy Index (Average)	General Distribution	Female	16.9	≤16.9	≤16.9	9.2	11.4	WFP programme monitoring
		Male	15.3	≤15.3	≤15.3	11.7	11.7	
		Overall	15.8	≤15.8	≤15.8	11.1	11.7	
Economic capacity to meet essential needs (new)	General Distribution	Female	88.4	≥88.4	≥88.4	69.5	80.8	WFP programme monitoring
		Male	80.5	≥80.5	≥80.5	71.1	87.4	
		Overall	83.6	≥83.6	≥83.6	70.6	83.1	
Food Consumption Score: <i>Percentage of households with Acceptable Food Consumption Score</i>	General Distribution	Female	48.7	≥48.7	≥48.7	60.5	45	WFP programme monitoring
		Male	52.1	≥52.1	≥52.1	69.4	49.9	
		Overall	50.9	≥50.9	≥50.9	67.1	49.3	
Food Consumption Score: <i>Percentage of households with Borderline Food Consumption Score</i>	General Distribution	Female	24.3	≤24.3	≤24.3	26.2	25	WFP programme monitoring
		Male	17.5	≤17.5	≤17.5	20.2	31.9	
		Overall	19.9	≤19.9	≤19.9	21.8	31	
Food Consumption Score: <i>Percentage of households with Poor Food Consumption Score</i>	General Distribution	Female	27	≤27	≤27	13.3	30	WFP programme monitoring
		Male	30.4	≤30.4	≤30.4	10.4	18.3	
		Overall	29.2	≤29.2	≤29.2	11.1	19.7	
Food Expenditure Share	General Distribution	Female	91.2	<91.2	<91.2	35.8	77.2	WFP programme monitoring
		Male	78.4	<78.4	<78.4	48.4	77.6	
		Overall	83.4	<83.4	<83.4	44.4	77.4	
Livelihood-based Coping Strategy Index (Percentage of households using coping strategies): <i>Percentage of households using crisis coping strategies</i>	General Distribution	Female	7.5	≤7.5	≤7.5	18.2	14	WFP programme monitoring
		Male	13.7	≤13.7	≤13.7	13.8	11.4	
		Overall	11.5	≤11.5	≤11.5	14.9	11.7	
Livelihood-based Coping Strategy Index (Percentage of households using coping strategies): <i>Percentage of households using emergency coping strategies</i>	General Distribution	Female	26.7	≤26.7	≤26.7	40.2	32	WFP programme monitoring
		Male	22.2	≤22.2	≤22.2	21.3	24.6	
		Overall	23.8	≤23.8	≤23.8	26.2	25.5	
Targeted supplementary feeding programme (TSFP); Somalia;								
MAM Treatment Default rate	Treatment of moderate acute malnutrition	Female	1.33	<15	<15	1.38	2.02	Secondary data
		Male	1.36	<15	<15	1.53	1.67	
		Overall	1.34	<15	<15	1.45	1.83	
MAM Treatment Mortality rate	Treatment of moderate acute malnutrition	Female	0.03	<3	<3	0.05	0.05	Secondary data
		Male	0.06	<3	<3	0.06	0.04	
		Overall	0.04	<3	<3	0.05	0.04	
MAM Treatment Non-response rate	Treatment of moderate acute malnutrition	Female	1.19	<15	<15	0.91	2.24	Secondary data
		Male	1.25	<15	<15	1.02	2.62	
		Overall	1.22	<15	<15	0.96	2.44	
MAM Treatment Recovery rate	Treatment of moderate acute malnutrition	Female	97.45	>75	>75	97.66	95.7	Secondary data
		Male	97.34	>75	>75	97.39	95.68	
		Overall	97.39	>75	>75	97.53	95.69	

Proportion of eligible population that participates in programme (coverage)	Treatment of moderate acute malnutrition	Female	0	>90	>90		76.6	WFP survey
		Male	0	>90	>90		75.7	
		Overall	0	>90	>90		76.2	
Tuberculosis (TB); Somalia;								
TB Nutritional Recovery rate	HIV/TB Care&treatment;	Overall	78.4	>75	>75	94.1	85.9	Secondary data
TB Treatment Default rate	HIV/TB Care&treatment;	Overall	5.7	<15	<15	2.6	4.2	Secondary data

Strategic Outcome 02 : Food-insecure people in targeted areas are better able to withstand shocks and stresses throughout the year
- Resilience Building
Output Results

Activity 02: Provision of conditional and unconditional food and/or cash- based food assistance and nutritional messaging to food- insecure people through reliable safety nets, including school meals

Output Category A: Resources transferred

Output Category C: Capacity development and technical support provided

Output Category D: Assets created

Output Category E*: Social and behaviour change communication (SBCC) delivered

Output Category G: Linkages to financial resources and insurance services facilitated

Output Category N*: School feeding provided

Output	Output Indicator	Beneficiary Group	Sub Activity	Unit of measure	Planned	Actual
A:	A.1: Beneficiaries receiving cash-based transfers	Activity supporters	School feeding (on-site)	Female Male Total	3,811 3,889 7,700	6,884 7,026 13,910
A:	A.1: Beneficiaries receiving cash-based transfers	All	Climate adaptation and risk management activities	Female Male Total	 0	55,371 56,487 111,858
A:	A.1: Beneficiaries receiving cash-based transfers	All	Food assistance for asset	Female Male Total	107,415 109,585 217,000	96,104 98,044 194,148
A:	A.1: Beneficiaries receiving cash-based transfers	All	General Distribution	Female Male Total	61,250 63,750 125,000	60,658 61,886 122,544
A:	A.1: Beneficiaries receiving cash-based transfers	Students (primary schools)	School feeding (on-site)	Female Male Total	40,810 33,390 74,200	49,562 40,551 90,113
A:	A.1: Beneficiaries receiving food transfers	Activity supporters	School feeding (on-site)	Female Male Total	3,119 3,181 6,300	2,696 2,752 5,448
A:	A.1: Beneficiaries receiving food transfers	All	Food assistance for asset	Female Male Total	46,035 46,965 93,000	13,158 13,422 26,580
A:	A.1: Beneficiaries receiving food transfers	Students (primary schools)	School feeding (alternative take-home rations)	Female Male Total	 0	22,000 18,000 40,000
A:	A.1: Beneficiaries receiving food transfers	Students (primary schools)	School feeding (on-site)	Female Male Total	75,790 62,010 137,800	76,188 62,336 138,524
A:	A.2: Food transfers			MT	28,861	4,579
A:	A.3: Cash-based transfers			US\$	44,516,679	18,086,919
	A.6*: Number of institutional sites assisted					
A: School-aged children in targeted areas receive safety net assistance in the form of a nutritious meal every day they attend school. They also benefit from gender-informed SBCC and from the improved capacity of related ministries to meet their basic food and nutrition needs and increase school attendance and retention	A.6.23: Number of schools assisted by WFP		School feeding (on-site)	school	375	289

	C.4*: Number of people engaged in capacity strengthening initiatives facilitated by WFP to enhance national food security and nutrition stakeholder capacities (new)					
C: School-aged children in targeted areas receive safety net assistance in the form of a nutritious meal every day they attend school. They also benefit from gender-informed SBCC and from the improved capacity of related ministries to meet their basic food and nutrition needs and increase school attendance and retention	C.4*.1: Number of government/national partner staff receiving technical assistance and training		School feeding (on-site)	individual	7,147	7,147
	D.1*: Number of assets built, restored or maintained by targeted households and communities, by type and unit of measure					
D: Food- insecure people receive safety net assistance in the form of conditional in-kind or cash- based transfers for vocational training and the rehabilitation of community assets and gender-informed SBCC that reduce vulnerability to climate-related shocks and protect access to food	D.1.1: Hectares (ha) of cultivated land treated with biological stabilization or agro forestry techniques only (including multi-storey gardening, green fences, and various tree belts)		Food assistance for asset	Ha	11	10.64
D: Food- insecure people receive safety net assistance in the form of conditional in-kind or cash- based transfers for vocational training and the rehabilitation of community assets and gender-informed SBCC that reduce vulnerability to climate-related shocks and protect access to food	D.1.108: Volume (m3) of check dams and gully rehabilitation structures (e.g. soil sedimentation dams) constructed		Food assistance for asset	m3	12,440	12,040
D: Food- insecure people receive safety net assistance in the form of conditional in-kind or cash- based transfers for vocational training and the rehabilitation of community assets and gender-informed SBCC that reduce vulnerability to climate-related shocks and protect access to food	D.1.119: Kilometres (km) of irrigation canals rehabilitated		Food assistance for asset	Km	45	44.98
D: Food- insecure people receive safety net assistance in the form of conditional in-kind or cash- based transfers for vocational training and the rehabilitation of community assets and gender-informed SBCC that reduce vulnerability to climate-related shocks and protect access to food	D.1.125: Number of community water ponds for irrigation/livestock use rehabilitated/maintained (3000-8000 cbmt)		Food assistance for asset	Number	35	29
D: Food- insecure people receive safety net assistance in the form of conditional in-kind or cash- based transfers for vocational training and the rehabilitation of community assets and gender-informed SBCC that reduce vulnerability to climate-related shocks and protect access to food	D.1.132: Number of wells, shallow wells rehabilitated for irrigation/livestock use (> 50 cbmt)		Food assistance for asset	Number	18	10

D: Food- insecure people receive safety net assistance in the form of conditional in-kind or cash- based transfers for vocational training and the rehabilitation of community assets and gender-informed SBCC that reduce vulnerability to climate-related shocks and protect access to food	D.1.139: Kilometres (km) of feeder roads maintained		Food assistance for asset	Km	20	20
D: Food- insecure people receive safety net assistance in the form of conditional in-kind or cash- based transfers for vocational training and the rehabilitation of community assets and gender-informed SBCC that reduce vulnerability to climate-related shocks and protect access to food	D.1.156: Volume (m3) of earth dams and flood protection dikes constructed		Food assistance for asset	m3	12,300	2,467
D: Food- insecure people receive safety net assistance in the form of conditional in-kind or cash- based transfers for vocational training and the rehabilitation of community assets and gender-informed SBCC that reduce vulnerability to climate-related shocks and protect access to food	D.1.20: Hectares (ha) of land plated with forage seeds		Food assistance for asset	Ha	0	0.3
D: Food- insecure people receive safety net assistance in the form of conditional in-kind or cash- based transfers for vocational training and the rehabilitation of community assets and gender-informed SBCC that reduce vulnerability to climate-related shocks and protect access to food	D.1.5: Hectares (ha) of agricultural land benefiting from rehabilitated irrigation schemes (including irrigation canal repair, specific protection measures, embankments, etc)		Food assistance for asset	Ha	7,737	3,562.47
D: Food- insecure people receive safety net assistance in the form of conditional in-kind or cash- based transfers for vocational training and the rehabilitation of community assets and gender-informed SBCC that reduce vulnerability to climate-related shocks and protect access to food	D.1.87: Hectares (ha) of prosopis trees cleared		Food assistance for asset	Ha	21	20
D: Food- insecure people receive safety net assistance in the form of conditional in-kind or cash- based transfers for vocational training and the rehabilitation of community assets and gender-informed SBCC that reduce vulnerability to climate-related shocks and protect access to food	D.1.9: Hectares (ha) of cultivated land treated and conserved with physical soil and water conservation measures only		Food assistance for asset	Ha	1,461	1,281.94
D: Food- insecure people receive safety net assistance in the form of conditional in-kind or cash- based transfers for vocational training and the rehabilitation of community assets and gender-informed SBCC that reduce vulnerability to climate-related shocks and protect access to food	D.1.98: Number of tree seedlings produced/provided		Food assistance for asset	Number	30,743	20,646
	D.3*: Number of participants who completed vocational/livelihood skills training activities (FFT)					

D: Food- insecure people receive safety net assistance in the form of conditional in-kind or cash- based transfers for vocational training and the rehabilitation of community assets and gender-informed SBCC that reduce vulnerability to climate-related shocks and protect access to food	D.3.1: Number of participants who completed vocational/livelihood skills training activities (FFT)		Food assistance for training	Number	8,252	6,931
	E*.4*: Number of people reached through interpersonal SBCC approaches					
E*: School-aged children in targeted areas receive safety net assistance in the form of a nutritious meal every day they attend school. They also benefit from gender-informed SBCC and from the improved capacity of related ministries to meet their basic food and nutrition needs and increase school attendance and retention	E*.4.1: Number of people reached through interpersonal SBCC approaches (male)		School feeding (on-site)	Number	7,853	8,384
E*: School-aged children in targeted areas receive safety net assistance in the form of a nutritious meal every day they attend school. They also benefit from gender-informed SBCC and from the improved capacity of related ministries to meet their basic food and nutrition needs and increase school attendance and retention	E*.4.2: Number of people reached through interpersonal SBCC approaches (female)		School feeding (on-site)	Number	7,313	7,371
	G.7*: Percentage of tools developed or reviewed to strengthen national capacities for Forecast-based Anticipatory Action					
G: Food- insecure urban households receive safety net assistance in the form of conditional or unconditional cash-based transfers and gender-informed SBCC that improve their food security and nutrition status and enhance self-reliance	G.7.1: Percentage of tools developed or reviewed to strengthen national capacities for Forecast-based Anticipatory Action		Climate adaptation and risk management activities	%	100	100
G: Food- insecure urban households receive safety net assistance in the form of conditional or unconditional cash-based transfers and gender-informed SBCC that improve their food security and nutrition status and enhance self-reliance	G.7.2: Number of Anticipatory Action SOPs developed or reviewed through WFP's support		Climate adaptation and risk management activities	tool	1	1
	G.9*: Number of people covered and assisted through Forecast-based Anticipatory Actions against climate shocks					
G: Food- insecure urban households receive safety net assistance in the form of conditional or unconditional cash-based transfers and gender-informed SBCC that improve their food security and nutrition status and enhance self-reliance	G.9.1: Number of people covered and assisted through Forecast-based Anticipatory Actions against climate shocks (male)		Climate adaptation and risk management activities	individual	59,727	54,810

G: Food- insecure urban households receive safety net assistance in the form of conditional or unconditional cash-based transfers and gender-informed SBCC that improve their food security and nutrition status and enhance self-reliance	G.9.2: Number of people covered and assisted through Forecast-based Anticipatory Actions against climate shocks (female)		Climate adaptation and risk management activities	individual	62,164	57,048
	N*.2*: Average number of school days per month on which multi-fortified or at least 4 food groups were provided (nutrition-sensitive indicator)					
N*: School-aged children in targeted areas receive safety net assistance in the form of a nutritious meal every day they attend school. They also benefit from gender-informed SBCC and from the improved capacity of related ministries to meet their basic food and nutrition needs and increase school attendance and retention	N*.2.1: Average number of school days per month on which multi-fortified or at least 4 food groups were provided (nutrition-sensitive indicator)		School feeding (on-site)	Days	25	25

Activity 07: Provision of unconditional cash transfers in rural areas to targeted poor and vulnerable households

Output Category A: Resources transferred

Output	Output Indicator	Beneficiary Group	Sub Activity	Unit of measure	Planned	Actual
A:	A.1: Beneficiaries receiving cash-based transfers	All	General Distribution	Female Male Total	684,000 516,000 1,200,000	217,164 221,550 438,714
A:	A.3: Cash-based transfers			US\$	46,877,688	12,721,560

Outcome Results

Activity 02: Provision of conditional and unconditional food and/or cash- based food assistance and nutritional messaging to food- insecure people through reliable safety nets, including school meals

Indicator	Subactivity	Sex	Baseline	End-CSP Target	2020 Target	2020 Follow-up	2019 Follow-up	2018 Follow-up	Source
Food assistance for asset; Somalia;									
Consumption-based Coping Strategy Index (Average)	Food assistance for asset	Female	16.5	≤16.5	≤16.5	7	7.86		WFP programme monitoring
		Male	10	≤10	≤10	11	8.2		
		Overall	11.4	≤11.4	≤11.4	10.1	8.13		
Food Consumption Score – Nutrition: <i>Percentage of households that never consumed Hem Iron rich food (in the last 7 days)</i>	Food assistance for asset	Female	57.1	≤57.1	≤57.1	58.7			WFP programme monitoring
		Male	60.5	≤60.5	≤60.5	40.6			
		Overall	60.3	≤60.3	≤60.3	44.3			
Food Consumption Score – Nutrition: <i>Percentage of households that never consumed Protein rich food (in the last 7 days)</i>	Food assistance for asset	Female	48.6	≤48.6	≤48.6	53.5			WFP programme monitoring
		Male	49.3	≤49.3	≤49.3	34.7			
		Overall	49.3	≤49.3	≤49.3	38.6			
Food Consumption Score – Nutrition: <i>Percentage of households that never consumed Vit A rich food (in the last 7 days)</i>	Food assistance for asset	Female	68.6	≤68.6	≤68.6	78.1			WFP programme monitoring
		Male	83.8	≤83.8	≤83.8	53.8			
		Overall	82.5	≤82.5	≤82.5	62.3			
Food Consumption Score: <i>Percentage of households with Acceptable Food Consumption Score</i>	Food assistance for asset	Female	52	≥52	≥52	68.1	40		WFP programme monitoring
		Male	67.7	≥67.7	≥67.7	78.8	69.2		
		Overall	64	≥64	≥64	76.7	63.8		

Food Consumption Score: <i>Percentage of households with Borderline Food Consumption Score</i>	Food assistance for asset	Female Male Overall	27.6 16.1 18.8	≤27.6 ≤16.1 ≤18.8	≤27.6 ≤16.1 ≤18.8	24.6 17.5 18.8	46.3 21.3 26	WFP programme monitoring
Food Consumption Score: <i>Percentage of households with Poor Food Consumption Score</i>	Food assistance for asset	Female Male Overall	20.4 16.1 17.1	≤20.4 ≤16.1 ≤17.1	≤20.4 ≤16.1 ≤17.1	7.2 3.8 4.4	13.7 9.4 10.2	WFP programme monitoring
Livelihood-based Coping Strategy Index (Percentage of households using coping strategies): <i>Percentage of households using crisis coping strategies</i>	Food assistance for asset	Female Male Overall	11.2 11.5 11.4	≤11.2 ≤11.5 ≤11.4	≤11.2 ≤11.5 ≤11.4	43.5 21.2 25.5	29.5 17.2 19.5	WFP programme monitoring
Livelihood-based Coping Strategy Index (Percentage of households using coping strategies): <i>Percentage of households using emergency coping strategies</i>	Food assistance for asset	Female Male Overall	17.3 16.5 16.7	≤17.3 ≤16.5 ≤16.7	≤17.3 ≤16.5 ≤16.7	30.4 21.6 23.3	2.1 8.7 7.5	WFP programme monitoring
Proportion of the population in targeted communities reporting benefits from an enhanced livelihood asset base	Food assistance for asset	Overall	90.2	=100	=100	80.9	90.2	WFP survey
Food assistance for training; Somalia;								
Consumption-based Coping Strategy Index (Average)	Food assistance for training	Female Male Overall	9.3 5 6.3	≤9.3 ≤5 ≤6.3	≤9.3 ≤5 ≤6.3	6.3 5.3 5.8	13 12.9 13	WFP programme monitoring
Food Consumption Score: <i>Percentage of households with Acceptable Food Consumption Score</i>	Food assistance for training	Female Male Overall	59.6 59.9 59.8	≥59.6 ≥59.9 ≥59.8	≥59.6 ≥59.9 ≥59.8	49.4 52.2 51	42.9 63 57.4	WFP programme monitoring
Food Consumption Score: <i>Percentage of households with Borderline Food Consumption Score</i>	Food assistance for training	Female Male Overall	15.1 12 12.9	≤15.1 ≤12 ≤12.9	≤15.1 ≤12 ≤12.9	37 41.5 39.5	42.9 30.3 33.7	WFP programme monitoring
Food Consumption Score: <i>Percentage of households with Poor Food Consumption Score</i>	Food assistance for training	Female Male Overall	25.3 28.1 27.3	≤25.3 ≤28.1 ≤27.3	≤25.3 ≤28.1 ≤27.3	13.6 6.3 9.5	14.2 6.7 8.8	WFP programme monitoring
Livelihood-based Coping Strategy Index (Percentage of households using coping strategies): <i>Percentage of households using crisis coping strategies</i>	Food assistance for training	Female Male Overall	13 14.4 14	≤13 ≤14.4 ≤14	≤13 ≤14.4 ≤14	17.9 18.5 18.3	18.5 19.1 18.9	WFP programme monitoring
Livelihood-based Coping Strategy Index (Percentage of households using coping strategies): <i>Percentage of households using emergency coping strategies</i>	Food assistance for training	Female Male Overall	17.8 9.3 11.9	≤17.8 ≤9.3 ≤11.9	≤17.8 ≤9.3 ≤11.9	22.2 23.4 22.9	4.3 2.5 3	WFP programme monitoring
School feeding; Somalia;								
Enrolment rate	School feeding (on-site)	Female Male Overall	2.3 3.7 2.9	>8 >8 >8	>6 >6 >6	8.8 5.3 6.7	5.1 4.4 4.7	Secondary data
Gender ratio	School feeding (on-site)	Overall	1.2	=1	=1	0.9	1.2	Secondary data
Retention rate / Drop-out rate (new): <i>Retention rate</i>	School feeding (on-site)	Female Male Overall	96.8 94.2 95.4	=100 =100 =100	≥97 ≥97 ≥97	95.2 97.2 96.3	94 93.6 93.8	Secondary data
Urban safety net; Banadir;								
Consumption-based Coping Strategy Index (Average)	General Distribution	Female Male Overall	13 14.9 14	≤13 ≤14.9 ≤14	≤13 ≤14.9 ≤14	15.2 12.3 13.7	21 19.5 20.4	WFP programme monitoring

Economic capacity to meet essential needs (new)	General Distribution	Female	62	≥62	≥62	75	85.8	WFP programme monitoring
		Male	66.7	≥66.7	≥66.7	92.6	78.4	
		Overall	64.3	≥64.3	≥64.3	83.7	80.9	
Food Consumption Score: <i>Percentage of households with Acceptable Food Consumption Score</i>	General Distribution	Female	43.3	≥43.3	≥43.3	61.8	75.5	WFP programme monitoring
		Male	57.3	≥57.3	≥57.3	67.1	81.8	
		Overall	50.3	≥50.3	≥50.3	64.5	77.9	
Food Consumption Score: <i>Percentage of households with Borderline Food Consumption Score</i>	General Distribution	Female	42.7	≤42.7	≤42.7	28.9	16.8	WFP programme monitoring
		Male	28	≤28	≤28	28.9	15.8	
		Overall	35.3	≤35.3	≤35.3	28.9	16.4	
Food Consumption Score: <i>Percentage of households with Poor Food Consumption Score</i>	General Distribution	Female	14	≤14	≤14	9.2	7.8	WFP programme monitoring
		Male	14.7	≤14.7	≤14.7	4	2.4	
		Overall	14.3	≤14.3	≤14.3	6.6	5.7	
Food Expenditure Share	General Distribution	Female	56.7	≤56.7	≤56.7	21.7	24.8	WFP programme monitoring
		Male	43.3	≤43.3	≤43.3	45	20.2	
		Overall	50	≤50	≤50	33.2	23	
Livelihood-based Coping Strategy Index (Percentage of households using coping strategies): <i>Percentage of households using crisis coping strategies</i>	General Distribution	Female	12	≤12	≤12	23	27.3	WFP programme monitoring
		Male	11.3	≤11.3	≤11.3	35.6	24.5	
		Overall	11.7	≤11.7	≤11.7	29.2	26.2	
Livelihood-based Coping Strategy Index (Percentage of households using coping strategies): <i>Percentage of households using emergency coping strategies</i>	General Distribution	Female	8.7	≤8.7	≤8.7	52.6	24.3	WFP programme monitoring
		Male	16.7	≤16.7	≤16.7	20.1	23.7	
		Overall	12.7	≤12.7	≤12.7	36.5	24	

Strategic Outcome 03 : Malnourished and food-insecure children, adolescent girls, PLWG and ART/TB-DOT clients in areas with persistently high rates of acute malnutrition have improved nutritional status throughout the year

- Resilience Building

Output Results

Activity 03: Provision of specialized nutritious foods and nutrition messaging to children, adolescent girls, PLWG and ART/TB-DOT clients to systematically treat and prevent malnutrition and to stimulate positive behaviour change

Output Category A: Resources transferred

Output Category E*: Social and behaviour change communication (SBCC) delivered

Output	Output Indicator	Beneficiary Group	Sub Activity	Unit of measure	Planned	Actual
A:	A.1: Beneficiaries receiving cash-based transfers	All	Prevention of stunting	Female Male Total	77,220 78,780 156,000	
A:	A.1: Beneficiaries receiving cash-based transfers	Pregnant and lactating women	Prevention of stunting	Female Total	33,600 33,600	10,672 10,672
A:	A.1: Beneficiaries receiving food transfers	All	Prevention of stunting	Female Male Total	41,580 42,420 84,000	74,456 75,959 150,415
A:	A.1: Beneficiaries receiving food transfers	Children	Prevention of acute malnutrition	Female Male Total	30,900 29,100 60,000	6,263 5,899 12,162
A:	A.1: Beneficiaries receiving food transfers	Children	Prevention of stunting	Female Male Total	46,952 44,217 91,169	91,055 85,750 176,805
A:	A.1: Beneficiaries receiving food transfers	Children	Treatment of moderate acute malnutrition	Female Male Total	75,750 74,250 150,000	91,292 89,485 180,777
A:	A.1: Beneficiaries receiving food transfers	Pregnant and lactating women	Prevention of acute malnutrition	Female Total	20,000 20,000	9,458 9,458
A:	A.1: Beneficiaries receiving food transfers	Pregnant and lactating women	Prevention of stunting	Female Total	50,000 50,000	130,592 130,592
A:	A.1: Beneficiaries receiving food transfers	Pregnant and lactating women	Treatment of moderate acute malnutrition	Female Total	57,000 57,000	49,475 49,475
A:	A.1: Beneficiaries receiving food transfers	TB treatment clients	HIV/TB Care&reatment;	Female Male Total	2,202 2,116 4,318	541 519 1,060
A:	A.2: Food transfers			MT	11,537	8,973
A:	A.3: Cash-based transfers			US\$	8,208,000	955,639
	A.6*: Number of institutional sites assisted					

A: Targeted children aged 6-23 months and PLWG in areas with persistently high malnutrition rates receive specialized nutritious foods or cash-based transfers that prevent malnutrition throughout the year and benefit from gender-informed SBCC that stimulate positive behaviour change leading to improved food security and nutrition	A.6.10: Number of health centres/sites assisted		Prevention of acute malnutrition	health center	80	57
A: Targeted children aged 6-23 months and PLWG in areas with persistently high malnutrition rates receive specialized nutritious foods or cash-based transfers that prevent malnutrition throughout the year and benefit from gender-informed SBCC that stimulate positive behaviour change leading to improved food security and nutrition	A.6.10: Number of health centres/sites assisted		Prevention of stunting	health center	114	85
	A.6*: Number of institutional sites assisted					
A: Targeted children aged 6-59 months, PLWG and ART/TB-DOT clients in areas with persistently high malnutrition rates receive specialized nutritious foods to treat malnutrition throughout the year and benefit from gender-informed SBCC that stimulate positive behaviour change leading to improved food security and nutrition	A.6.10: Number of health centres/sites assisted		HIV/TB Care&treatment;	health center	2	4
A: Targeted children aged 6-59 months, PLWG and ART/TB-DOT clients in areas with persistently high malnutrition rates receive specialized nutritious foods to treat malnutrition throughout the year and benefit from gender-informed SBCC that stimulate positive behaviour change leading to improved food security and nutrition	A.6.10: Number of health centres/sites assisted		Treatment of moderate acute malnutrition	health center	195	177
	E*.4*: Number of people reached through interpersonal SBCC approaches					
E*: Targeted children aged 6-23 months and PLWG in areas with persistently high malnutrition rates receive specialized nutritious foods or cash-based transfers that prevent malnutrition throughout the year and benefit from gender-informed SBCC that stimulate positive behaviour change leading to improved food security and nutrition	E*.4.1: Number of people reached through interpersonal SBCC approaches (male)		Prevention of acute malnutrition	Number	3,363	3,363
E*: Targeted children aged 6-23 months and PLWG in areas with persistently high malnutrition rates receive specialized nutritious foods or cash-based transfers that prevent malnutrition throughout the year and benefit from gender-informed SBCC that stimulate positive behaviour change leading to improved food security and nutrition	E*.4.1: Number of people reached through interpersonal SBCC approaches (male)		Prevention of stunting	Number	28,170	16,803

E*: Targeted children aged 6-23 months and PLWG in areas with persistently high malnutrition rates receive specialized nutritious foods or cash-based transfers that prevent malnutrition throughout the year and benefit from gender-informed SBCC that stimulate positive behaviour change leading to improved food security and nutrition	E*.4.2: Number of people reached through interpersonal SBCC approaches (female)		Prevention of acute malnutrition	Number	28,065	28,065
E*: Targeted children aged 6-23 months and PLWG in areas with persistently high malnutrition rates receive specialized nutritious foods or cash-based transfers that prevent malnutrition throughout the year and benefit from gender-informed SBCC that stimulate positive behaviour change leading to improved food security and nutrition	E*.4.2: Number of people reached through interpersonal SBCC approaches (female)		Prevention of stunting	Number	254,072	210,046
	E*.4*: Number of people reached through interpersonal SBCC approaches					
E*: Targeted children aged 6-59 months, PLWG and ART/TB-DOT clients in areas with persistently high malnutrition rates receive specialized nutritious foods to treat malnutrition throughout the year and benefit from gender-informed SBCC that stimulate positive behaviour change leading to improved food security and nutrition	E*.4.1: Number of people reached through interpersonal SBCC approaches (male)		HIV/TB Care&treatment;	Number	64	64
E*: Targeted children aged 6-59 months, PLWG and ART/TB-DOT clients in areas with persistently high malnutrition rates receive specialized nutritious foods to treat malnutrition throughout the year and benefit from gender-informed SBCC that stimulate positive behaviour change leading to improved food security and nutrition	E*.4.1: Number of people reached through interpersonal SBCC approaches (male)		Treatment of moderate acute malnutrition	Number	17,076	13,114
E*: Targeted children aged 6-59 months, PLWG and ART/TB-DOT clients in areas with persistently high malnutrition rates receive specialized nutritious foods to treat malnutrition throughout the year and benefit from gender-informed SBCC that stimulate positive behaviour change leading to improved food security and nutrition	E*.4.2: Number of people reached through interpersonal SBCC approaches (female)		HIV/TB Care&treatment;	Number	180	80
E*: Targeted children aged 6-59 months, PLWG and ART/TB-DOT clients in areas with persistently high malnutrition rates receive specialized nutritious foods to treat malnutrition throughout the year and benefit from gender-informed SBCC that stimulate positive behaviour change leading to improved food security and nutrition	E*.4.2: Number of people reached through interpersonal SBCC approaches (female)		Treatment of moderate acute malnutrition	Number	166,124	129,510

Outcome Results

Activity 03: Provision of specialized nutritious foods and nutrition messaging to children, adolescent girls, PLWG and ART/TB-DOT clients to systematically treat and prevent malnutrition and to stimulate positive behaviour change

Indicator	Subactivity	Sex	Baseline	End-CSP Target	2020 Target	2020 Follow-up	2019 Follow-up	2018 Follow-up	Source
Antiretroviral treatment (ART); Somalia;									
ART Default rate	HIV/TB Care&treatment;	Overall	0	<15	<15		0		Secondary data
ART Nutritional Recovery rate	HIV/TB Care&treatment;	Overall	50	>75	>75		50		Secondary data
Blanket supplementary feeding programme (BSFP); Somalia;									
Proportion of eligible population that participates in programme (coverage)	Prevention of acute malnutrition	Female	0	=100	=100		99		WFP survey
		Male	0	=100	=100		94.1		
		Overall	0	=100	=100		96.6		
Maternal child health and nutrition (MCHN); Somalia;									
Minimum Dietary Diversity – Women	Prevention of stunting	Overall	52.2	>52.2	>52.2	53.2	49.2		WFP programme monitoring
Proportion of children 6--23 months of age who receive a minimum acceptable diet	Prevention of stunting	Female	16.7	>70	>25.9	33.3	15.9		WFP programme monitoring
		Male	19.7	>70	>28.2	25.3	18.2		
		Overall	18.1	>70	>27	29.5	17		
Proportion of eligible population that participates in programme (coverage)	Prevention of stunting	Female	0	=100	=100		95.8		WFP survey
		Male	0	=100	=100		94.6		
		Overall	0	=100	=100		95.2		
Proportion of target population that participates in an adequate number of distributions (adherence)	Prevention of stunting	Female	83.5	≥83.5	≥83.5	93	83.5		WFP programme monitoring
		Male	76.3	≥76.3	≥76.3	92	76.3		
		Overall	80.2	≥80.2	≥80.2	93	80.2		
Targeted supplementary feeding programme (TSFP); Somalia;									
MAM Treatment Default rate	Treatment of moderate acute malnutrition	Female	1.58	<15	<15	0.97	2.17		Secondary data
		Male	1.77	<15	<15	0.92	1.86		
		Overall	1.67	<15	<15	0.95	2.01		
MAM Treatment Mortality rate	Treatment of moderate acute malnutrition	Female	0.02	<3	<3	0	0.03		Secondary data
		Male	0.02	<3	<3	0.01	0		
		Overall	0.02	<3	<3	0.01	0.01		
MAM Treatment Non-response rate	Treatment of moderate acute malnutrition	Female	3.09	<15	<15	1.09	2.34		Secondary data
		Male	3.63	<15	<15	0.91	0.91		
		Overall	3.33	<15	<15	1.01	1.65		
MAM Treatment Recovery rate	Treatment of moderate acute malnutrition	Female	95.31	>75	>75	97.95	95.46		Secondary data
		Male	94.58	>75	>75	98.17	97.23		
		Overall	94.98	>75	>75	98.05	96.33		
Proportion of eligible population that participates in programme (coverage)	Treatment of moderate acute malnutrition	Female	0	>90	>90		77.7		WFP survey
		Male	0	>90	>90		77.3		
		Overall	0	>90	>90		77.5		
Tuberculosis (TB); Somalia;									
TB Nutritional Recovery rate	HIV/TB Care&treatment;	Overall	95	>75	>75	100	95		Secondary data
TB Treatment Default rate	HIV/TB Care&treatment;	Overall	0	<15	<15	0	0		Secondary data

Output Results

Activity 04: Provision of services, skills, assets and infrastructure for the rehabilitation and strengthening of food supply chains

Output Category C: Capacity development and technical support provided

Output Category F: Purchases from smallholders completed

Output Category L: Infrastructure and equipment investments supported

Output	Output Indicator	Beneficiary Group	Sub Activity	Unit of measure	Planned	Actual
	C.4*: Number of people engaged in capacity strengthening initiatives facilitated by WFP to enhance national food security and nutrition stakeholder capacities (new)					
C: Private sector producers benefit from shared knowledge on market information systems and retail and wholesale supply chain management and thus improve food supply chains	C.4*.1: Number of government/national partner staff receiving technical assistance and training		Institutional capacity strengthening activities	individual	200	273
	C.5*: Number of capacity strengthening initiatives facilitated by WFP to enhance national food security and nutrition stakeholder capacities (new)					
C: Private sector producers benefit from shared knowledge on market information systems and retail and wholesale supply chain management and thus improve food supply chains	C.5*.2: Number of training sessions/workshop organized		Institutional capacity strengthening activities	training session	20	7
	F.1*: Number of smallholder farmers supported/trained					
F: Targeted smallholder farmers and farmers' cooperatives benefit from local purchases, training on post-harvest losses and linkages to retail networks that strengthen their productive capacity and food security	F.1.22: Number of farmer organizations trained in market access and post-harvest handling skills		Institutional capacity strengthening activities	farmer organization	30	0
F: Targeted smallholder farmers and farmers' cooperatives benefit from local purchases, training on post-harvest losses and linkages to retail networks that strengthen their productive capacity and food security	F.1.32: Number of farmers trained in marketing skills and post-harvest handling		Institutional capacity strengthening activities	individual	250	0
F: Targeted smallholder farmers and farmers' cooperatives benefit from local purchases, training on post-harvest losses and linkages to retail networks that strengthen their productive capacity and food security	F.1.5: Number of cooperatives societies supported		Institutional capacity strengthening activities	farmer group	30	0
F: Targeted smallholder farmers and farmers' cooperatives benefit from local purchases, training on post-harvest losses and linkages to retail networks that strengthen their productive capacity and food security	F.1.53: Number of smallholder farmers supported by WFP		Institutional capacity strengthening activities	individual	250	0

	L.1*: Number of infrastructure works implemented, by type					
L: Smallholder farmers, farmer cooperatives and private sector producers benefit from the rehabilitation of key infrastructure that improves food supply chains and the availability of food	L.1.1: Number of infrastructure works implemented		Institutional capacity strengthening activities	unit	3	1
	L.2*: Amount of investments in equipment made, by type					
L: Smallholder farmers, farmer cooperatives and private sector producers benefit from the rehabilitation of key infrastructure that improves food supply chains and the availability of food	L.2.LRP7: Total increase in installed storage capacity (dry or cold storage)		Institutional capacity strengthening activities	m3	150	150

Output Results

Activity 05: Provision of technical support for the strengthening of national policies, capacities and systems

Output Category C: Capacity development and technical support provided

Output	Output Indicator	Beneficiary Group	Sub Activity	Unit of measure	Planned	Actual
	C.4*: Number of people engaged in capacity strengthening initiatives facilitated by WFP to enhance national food security and nutrition stakeholder capacities (new)					
C: Populations benefit from strengthened capacity and policies of national authorities to support port infrastructure rehabilitation in order to improve access to nutritious food	C.4*.1: Number of government/national partner staff receiving technical assistance and training		Institutional capacity strengthening activities	individual	40	40
	C.5*: Number of capacity strengthening initiatives facilitated by WFP to enhance national food security and nutrition stakeholder capacities (new)					
C: Populations benefit from strengthened capacity and policies of national authorities to support port infrastructure rehabilitation in order to improve access to nutritious food	C.5*.1: Number of technical assistance activities provided		Institutional capacity strengthening activities	unit	2	2
	C.4*: Number of people engaged in capacity strengthening initiatives facilitated by WFP to enhance national food security and nutrition stakeholder capacities (new)					
C: Populations benefit from the establishment of a food security and nutrition policy and the strengthened capacities of related ministries to improve their food security and nutrition and support stability	C.4*.1: Number of government/national partner staff receiving technical assistance and training		Institutional capacity strengthening activities	individual	274	261
	C.5*: Number of capacity strengthening initiatives facilitated by WFP to enhance national food security and nutrition stakeholder capacities (new)					
C: Populations benefit from the establishment of a food security and nutrition policy and the strengthened capacities of related ministries to improve their food security and nutrition and support stability	C.5*.1: Number of technical assistance activities provided		Institutional capacity strengthening activities	unit	58	56

	C.6*: Number of tools or products developed or revised to enhance national food security and nutrition systems as a result of WFP capacity strengthening support (new)					
C: Populations benefit from the establishment of a food security and nutrition policy and the strengthened capacities of related ministries to improve their food security and nutrition and support stability	C.6*.1: Number of tools or products developed		Institutional capacity strengthening activities	unit	17	12
	C.4*: Number of people engaged in capacity strengthening initiatives facilitated by WFP to enhance national food security and nutrition stakeholder capacities (new)					
C: Populations benefit from the strengthened capacity of national authorities to implement disaster management and early warning systems in order to protect food security and nutrition and support stability	C.4*.1: Number of government/national partner staff receiving technical assistance and training		Institutional capacity strengthening activities	individual	224	177
	C.5*: Number of capacity strengthening initiatives facilitated by WFP to enhance national food security and nutrition stakeholder capacities (new)					
C: Populations benefit from the strengthened capacity of national authorities to implement disaster management and early warning systems in order to protect food security and nutrition and support stability	C.5*.1: Number of technical assistance activities provided		Institutional capacity strengthening activities	unit	23	19
	C.6*: Number of tools or products developed or revised to enhance national food security and nutrition systems as a result of WFP capacity strengthening support (new)					
C: Populations benefit from the strengthened capacity of national authorities to implement disaster management and early warning systems in order to protect food security and nutrition and support stability	C.6*.1: Number of tools or products developed		Institutional capacity strengthening activities	unit	1	1
	C.4*: Number of people engaged in capacity strengthening initiatives facilitated by WFP to enhance national food security and nutrition stakeholder capacities (new)					

C: Vulnerable populations benefit from the establishment and implementation of a social protection policy framework that improves their food security and nutrition, and supports stability	C.4*.1: Number of government/national partner staff receiving technical assistance and training		Institutional capacity strengthening activities	individual	261	250
	C.5*: Number of capacity strengthening initiatives facilitated by WFP to enhance national food security and nutrition stakeholder capacities (new)					
C: Vulnerable populations benefit from the establishment and implementation of a social protection policy framework that improves their food security and nutrition, and supports stability	C.5*.1: Number of technical assistance activities provided		Institutional capacity strengthening activities	unit	27	24
	C.6*: Number of tools or products developed or revised to enhance national food security and nutrition systems as a result of WFP capacity strengthening support (new)					
C: Vulnerable populations benefit from the establishment and implementation of a social protection policy framework that improves their food security and nutrition, and supports stability	C.6*.1: Number of tools or products developed		Institutional capacity strengthening activities	unit	3	3

Outcome Results

Activity 05: Provision of technical support for the strengthening of national policies, capacities and systems

Indicator	Subactivity	Sex	Baseline	End-CSP Target	2020 Target	2020 Follow-up	2019 Follow-up	2018 Follow-up	Source
Institutional capacity strengthening; Somalia;									
Number of national food security and nutrition policies, programmes and system components enhanced as a result of WFP capacity strengthening (new)	Institutional capacity strengthening activities	Overall	0		≥3	3	25		Secondary data

Strategic Outcome 06 : The humanitarian community is better able to reach vulnerable people and respond to needs throughout the year						- Crisis Response	
Output Results							
Activity 06: Provision of air services for the humanitarian community							
Output Category H: Shared services and platforms provided							
Output	Output Indicator	Beneficiary Group	Sub Activity	Unit of measure	Planned	Actual	
	H.1*: Number of shared services provided, by type						
H: •Vulnerable populations benefit from safe and reliable air services provided by UNHAS to partners as a result of which they receive timely and efficient assistance	H.1.12: Number of agencies and organizations using humanitarian air services		Humanitarian Air Service	agency/organization	110	105	
H: •Vulnerable populations benefit from safe and reliable air services provided by UNHAS to partners as a result of which they receive timely and efficient assistance	H.1.127: Percentage response to medical and security evacuation		Humanitarian Air Service	%	100	100	
H: •Vulnerable populations benefit from safe and reliable air services provided by UNHAS to partners as a result of which they receive timely and efficient assistance	H.1.20: Number of assessments/surveys conducted		Humanitarian Air Service	assessment	4	5	
H: •Vulnerable populations benefit from safe and reliable air services provided by UNHAS to partners as a result of which they receive timely and efficient assistance	H.1.62: Number of locations served		Humanitarian Air Service	site	24	27	
	H.4*: Total volume of cargo transported						
H: •Vulnerable populations benefit from safe and reliable air services provided by UNHAS to partners as a result of which they receive timely and efficient assistance	H.4.10: Quantity (mt) of cargo transported		Humanitarian Air Service	Mt	2,500	1,390	
	H.7*: Total number of passengers transported						
H: •Vulnerable populations benefit from safe and reliable air services provided by UNHAS to partners as a result of which they receive timely and efficient assistance	H.7.5: Number of passengers transported monthly against planned (passengers transported)		Humanitarian Air Service	individual	1,600	525	
H: •Vulnerable populations benefit from safe and reliable air services provided by UNHAS to partners as a result of which they receive timely and efficient assistance	H.7.9: Percentage of passenger bookings served		Humanitarian Air Service	%	95	96.92	
Activity 08: Provision of on-demand services for the humanitarian community							
Output Category H: Shared services and platforms provided							
Output	Output Indicator	Beneficiary Group	Sub Activity	Unit of measure	Planned	Actual	
	H.1*: Number of shared services provided, by type						
H: Vulnerable populations benefit from safe and reliable on-demand support services to humanitarian partners as a result of which they receive timely and efficient assistance	H.1.135: Warehousing capacity (m2) made available to the humanitarian community		Service Delivery General	m2	88,000	88,000	
H: Vulnerable populations benefit from safe and reliable on-demand support services to humanitarian partners as a result of which they receive timely and efficient assistance	H.1.16: Number of agencies and organizations using transport services		Service Delivery General	agency/organization	20	8	

Output	Output Indicator	Beneficiary Group	Sub Activity	Unit of measure	Planned	Actual
H.4*: Total volume of cargo transported						
H: Vulnerable populations benefit from safe and reliable on-demand support services to humanitarian partners as a result of which they receive timely and efficient assistance	H.4.10: Quantity (mt) of cargo transported		Service Delivery General	Mt	350	158.7
H: Vulnerable populations benefit from safe and reliable on-demand support services to humanitarian partners as a result of which they receive timely and efficient assistance	H.4.21: Volume (m3) of cargo transported		Service Delivery General	m3	1,400	999.1
Activity 09: Provision of common services through the Logistics Sector (or Logistics Cluster, if activated), for the humanitarian community						
Output Category H: Shared services and platforms provided						
H.1*: Number of shared services provided, by type						
H: Vulnerable populations benefit from a well-coordinated service provision by logistics sector (or logistics cluster, if activated) for emergency response that are delivered in a timely and accountable manner	H.1.10: Number of agencies and organizations using coordination and logistics services		Logistics Cluster	agency/organization	40	38
H: Vulnerable populations benefit from a well-coordinated service provision by logistics sector (or logistics cluster, if activated) for emergency response that are delivered in a timely and accountable manner	H.1.125: Percentage of logistics service requests fulfilled		Logistics Cluster	%	100	100
H: Vulnerable populations benefit from a well-coordinated service provision by logistics sector (or logistics cluster, if activated) for emergency response that are delivered in a timely and accountable manner	H.1.24: Number of bulletins, maps and other logistics information produced and shared		Logistics Cluster	item	60	61

Outcome Results

Activity 06: Provision of air services for the humanitarian community

Indicator	Subactivity	Sex	Baseline	End-CSP Target	2020 Target	2020 Follow-up	2019 Follow-up	2018 Follow-up	Source
United Nations Humanitarian Air Service (UNHAS); Somalia;									
User satisfaction rate	Humanitarian Air Service	Overall	96.8	≥90	≥90	100	94.9		WFP survey

Cross-cutting Indicators

Progress towards gender equality indicators

Improved gender equality and women's empowerment among WFP-assisted population									
Proportion of food assistance decision-making entity – committees, boards, teams, etc. – members who are women									
Target group, Location, Modalities	Activity	Subactivity	Category	Sex	Baseline	End-CSP Target	2020 Target	2020 Follow-up	2019 Follow-up
Food assistance for asset; Somalia	Act 02: Provision of conditional and unconditional food and/or cash- based food assistance and nutritional messaging to food- insecure people through reliable safety nets, including school meals	Food assistance for asset		Overall	48.30	≥50	≥50	45.50	48.30
School feeding; Somalia	Act 02: Provision of conditional and unconditional food and/or cash- based food assistance and nutritional messaging to food- insecure people through reliable safety nets, including school meals	School feeding (on-site)		Overall	37	≥50	≥50	36	37
Proportion of households where women, men, or both women and men make decisions on the use of food/cash/vouchers, disaggregated by transfer modality									
Target group, Location, Modalities	Activity	Subactivity	Category	Sex	Baseline	End-CSP Target	2020 Target	2020 Follow-up	2019 Follow-up
Food assistance for asset; Somalia	Act 02: Provision of conditional and unconditional food and/or cash- based food assistance and nutritional messaging to food- insecure people through reliable safety nets, including school meals	Food assistance for asset	Decisions made by women	Overall	39.30	≥30	≥30	52	50.40
			Decisions made by men	Overall	6.50	≤10	≤10	9.10	7.10
			Decisions jointly made by women and men	Overall	54.20	≥60	≥60	38.90	42.50
Food assistance for training; Somalia	Act 02: Provision of conditional and unconditional food and/or cash- based food assistance and nutritional messaging to food- insecure people through reliable safety nets, including school meals	Food assistance for training	Decisions made by women	Overall	45.40	≥30	≥30	55.90	25.20
			Decisions made by men	Overall	6.70	≤10	≤10	0.40	18.90

			Decisions jointly made by women and men	Overall	47.90	≥60	≥60	43.70	55.90
Relief assistance; Somalia	Act 01: Provision of unconditional food and/or cash based food assistance, specialised nutritious foods and gender-transformative nutrition messaging and counselling to crisis affected people through well-coordinated food security and logistics during humanitarian responses	General Distribution	Decisions made by women	Overall	46.10	≥30	≥30	73.20	35.70
			Decisions made by men	Overall	11.40	≤10	≤10	0.60	5.70
			Decisions jointly made by women and men	Overall	42.50	≥60	≥60	26.20	58.70
Urban safety net; Banadir	Act 02: Provision of conditional and unconditional food and/or cash- based food assistance and nutritional messaging to food- insecure people through reliable safety nets, including school meals	General Distribution	Decisions made by women	Overall	50	≥30	≥30	26.50	58.30
			Decisions made by men	Overall	6.40	≤10	≤10	11.80	6.60
			Decisions jointly made by women and men	Overall	43.60	≥70	≥60	61.80	35.10

Type of transfer (food, cash, voucher, no compensation) received by participants in WFP activities, disaggregated by sex and type of activity

Target group, Location, Modalities	Activity	Subactivity	Category	Sex	Baseline	End-CSP Target	2020 Target	2020 Follow-up	2019 Follow-up
Food assistance for asset; Somalia; Cash, Commodity Voucher, Food	Act 02: Provision of conditional and unconditional food and/or cash- based food assistance and nutritional messaging to food- insecure people through reliable safety nets, including school meals	Food assistance for asset		Female	57	≥50	≥50	57	57
				Male	43	≥50	≥50	43	43
				Overall	100	≥100	≥100	100	100

Protection indicators

Affected populations are able to benefit from WFP programmes in a manner that ensures and promotes their safety, dignity and integrity								
Proportion of targeted people having unhindered access to WFP programmes (new)								
Target group, Location, Modalities	Activity	Subactivity	Sex	Baseline	End-CSP Target	2020 Target	2020 Follow-up	2019 Follow-up
Food assistance for asset; Somalia	Act 02: Provision of conditional and unconditional food and/or cash- based food assistance and nutritional messaging to food- insecure people through reliable safety nets, including school meals	Food assistance for asset	Female	100	=100	=100	100	100
			Male	100	=100	=100	100	100
			Overall	100	=100	=100	100	100
Food assistance for training; Somalia	Act 02: Provision of conditional and unconditional food and/or cash- based food assistance and nutritional messaging to food- insecure people through reliable safety nets, including school meals	Food assistance for training	Female	100	=100	=100	100	100
			Male	100	=100	=100	100	100
			Overall	100	=100	=100	100	100
Relief assistance; Somalia	Act 01: Provision of unconditional food and/or cash based food assistance, specialised nutritious foods and gender-transformative nutrition messaging and counselling to crisis affected people through well-coordinated food security and logistics during humanitarian responses	General Distribution	Female	100	=100	=100	100	100
			Male	100	=100	=100	100	100
			Overall	100	=100	=100	100	100
Urban safety net; Banadir	Act 02: Provision of conditional and unconditional food and/or cash- based food assistance and nutritional messaging to food- insecure people through reliable safety nets, including school meals	General Distribution	Female	98.20	=100	=100	99.20	100
			Male	98.10	=100	=100	100	97.50
			Overall	98.20	=100	=100	99.60	97.70
Proportion of targeted people receiving assistance without safety challenges (new)								
Target group, Location, Modalities	Activity	Subactivity	Sex	Baseline	End-CSP Target	2020 Target	2020 Follow-up	2019 Follow-up
Food assistance for asset; Somalia	Act 02: Provision of conditional and unconditional food and/or cash- based food assistance and nutritional messaging to food- insecure people through reliable safety nets, including school meals	Food assistance for asset	Female	100	=100	=100	98.50	100
			Male	100	=100	=100	99.30	100
			Overall	100	=100	=100	99.10	100

Food assistance for training; Somalia	Act 02: Provision of conditional and unconditional food and/or cash- based food assistance and nutritional messaging to food- insecure people through reliable safety nets, including school meals	Food assistance for training	Female Male Overall	100 99.70 99.80	=100 =100 =100	=100 =100 =100	100 100 100	100 100 100
Relief assistance; Somalia	Act 01: Provision of unconditional food and/or cash based food assistance, specialised nutritious foods and gender-transformative nutrition messaging and counselling to crisis affected people through well-coordinated food security and logistics during humanitarian responses	General Distribution	Female Male Overall	100 100 100	=100 =100 =100	=100 =100 =100	100 100 100	99.10 99.40 99.20
Urban safety net; Banadir	Act 02: Provision of conditional and unconditional food and/or cash- based food assistance and nutritional messaging to food- insecure people through reliable safety nets, including school meals	General Distribution	Female Male Overall	98.20 98.10 98.20	=100 =100 =100	=100 =100 =100	100 99.30 99.60	100 99.60 99.60

Proportion of targeted people who report that WFP programmes are dignified (new)

Target group, Location, Modalities	Activity	Subactivity	Sex	Baseline	End-CSP Target	2020 Target	2020 Follow-up	2019 Follow-up
Food assistance for asset; Somalia	Act 02: Provision of conditional and unconditional food and/or cash- based food assistance and nutritional messaging to food- insecure people through reliable safety nets, including school meals	Food assistance for asset	Female Male Overall	100 98.90 99.20	=100 =100 =100	=100 =100 =100	100 100 100	100 100 100
Food assistance for training; Somalia	Act 02: Provision of conditional and unconditional food and/or cash- based food assistance and nutritional messaging to food- insecure people through reliable safety nets, including school meals	Food assistance for training	Female Male Overall	99.30 98.50 98.70	=100 =100 =100	=100 =100 =100	100 99.40 99.60	100 99.60 99.70
Relief assistance; Somalia	Act 01: Provision of unconditional food and/or cash based food assistance, specialised nutritious foods and gender-transformative nutrition messaging and counselling to crisis affected people through well-coordinated food security and logistics during humanitarian responses	General Distribution	Female Male Overall	98.70 93.40 95.20	=100 =100 =100	=100 =100 =100	100 100 100	100 100 100

Urban safety net; Banadir	Act 02: Provision of conditional and unconditional food and/or cash- based food assistance and nutritional messaging to food- insecure people through reliable safety nets, including school meals	General Distributi on	Female	98.20	=100	=100	99.20	88.90
			Male	98.10	=100	=100	100	94.20
			Overall	98.20	=100	=100	99.60	93.80

Accountability to affected population indicators

Affected populations are able to hold WFP and partners accountable for meeting their hunger needs in a manner that reflects their views and preferences								
Proportion of assisted people informed about the programme (who is included, what people will receive, length of assistance)								
Target group, Location, Modalities	Activity	Subactivity	Sex	Baseline	End-CSP Target	2020 Target	2020 Follow-up	2019 Follow-up
Food assistance for asset; Somalia	Act 02: Provision of conditional and unconditional food and/or cash- based food assistance and nutritional messaging to food- insecure people through reliable safety nets, including school meals	Food assistance for asset	Female	17.10	≥80	≥60	42.90	32.20
			Male	24.50	≥80	≥60	39.40	43.90
			Overall	21.10	≥80	≥60	41.20	35.80
Food assistance for training; Somalia	Act 02: Provision of conditional and unconditional food and/or cash- based food assistance and nutritional messaging to food- insecure people through reliable safety nets, including school meals	Food assistance for training	Female	35.60	≥80	≥60	50.20	56.60
			Male	48.20	≥80	≥60	20.50	62.50
			Overall	39.30	≥80	≥60	44.90	58.10
Relief assistance; Somalia	Act 01: Provision of unconditional food and/or cash based food assistance, specialised nutritious foods and gender-transformative nutrition messaging and counselling to crisis affected people through well-coordinated food security and logistics during humanitarian responses	General Distribution	Female	17.70	≥80	≥60	42.40	41.20
			Male	16.80	≥80	≥60	31.20	45.50
			Overall	17.30	≥80	≥60	39.20	43.20
Urban safety net; Banadir	Act 02: Provision of conditional and unconditional food and/or cash- based food assistance and nutritional messaging to food- insecure people through reliable safety nets, including school meals	General Distribution	Female	35.70	≥80	≥60	48.50	79.40
			Male	33.30	≥80	≥60	25	75
			Overall	34.50	≥80	≥60	45.20	79.30
Proportion of project activities for which beneficiary feedback is documented, analysed and integrated into programme improvements								
Target group, Location, Modalities	Activity	Subactivity	Sex	Baseline	End-CSP Target	2020 Target	2020 Follow-up	2019 Follow-up
Relief assistance; Somalia			Overall	100	=100	=100	100	100
Urban safety net; Somalia			Overall	100	=100	=100	100	100

Environment indicators

Targeted communities benefit from WFP programmes in a manner that does not harm the environment								
Proportion of activities for which environmental risks have been screened and, as required, mitigation actions identified								
Target group, Location, Modalities	Activity	Subactivity	Sex	Baseline	End-CSP Target	2020 Target	2020 Follow-up	2019 Follow-up
Food assistance for asset; Somalia	Act 02: Provision of conditional and unconditional food and/or cash- based food assistance and nutritional messaging to food- insecure people through reliable safety nets, including school meals	Food assistance for asset	Overall	0	=100	=100	100	

World Food Programme

Contact info

Cesar Arroyo
cesar.arroyo@wfp.org

Cover page photo © WFP/Ismail Taxta

Abdi Hassan of Abdullahi Isse primary school, Galkayo is one of 171,000 children benefiting from the WFP school feeding programme in Somalia.

<https://www.wfp.org/countries/somalia>

Financial Section

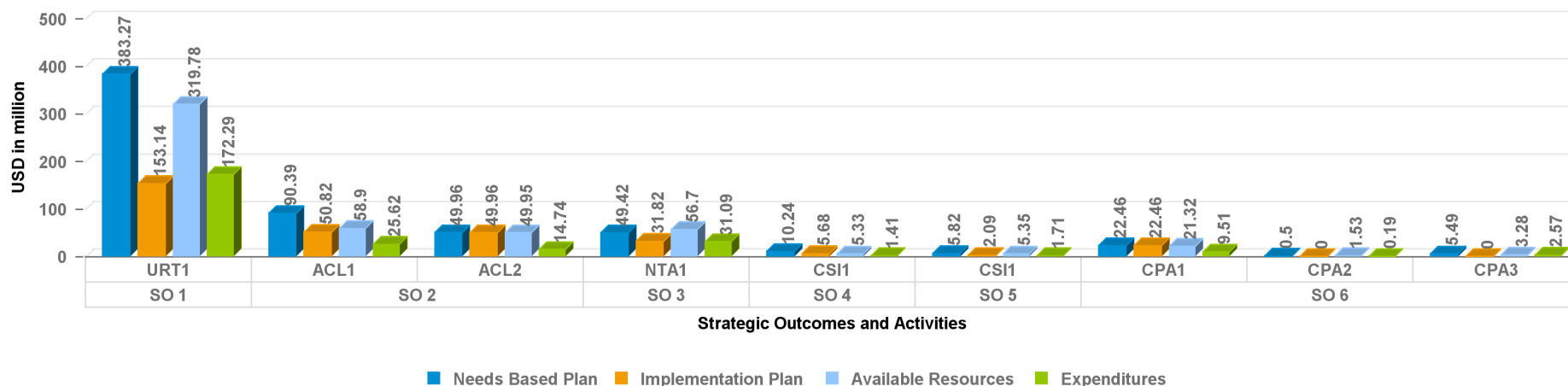
Financial information is taken from WFP's financial records which have been submitted to WFP's auditors.

Annual Country Report

Somalia Country Portfolio Budget 2020 (2019-2021)

Annual Financial Overview for the period 1 January to 31 December 2020 (Amount in USD)

Annual CPB Overview



Code	Strategic Outcome
SO 1	Food-insecure and nutrition- insecure people in areas affected by natural or human-caused disasters have access to adequate and nutritious food and specialized nutritious foods that meet their basic food and nutrition needs during and in the aftermath of shocks
SO 2	Food-insecure people in targeted areas are better able to withstand shocks and stresses throughout the year
SO 3	Malnourished and food-insecure children, adolescent girls, PLWG and ART/TB-DOT clients in areas with persistently high rates of acute malnutrition have improved nutritional status throughout the year
SO 4	National institutions, private sector actors, smallholder farmers, and food-insecure and nutritionally vulnerable populations benefit from more resilient, inclusive and nutritious food systems by 2021
SO 5	National institutions have strengthened policies, capacities and systems for supporting food-insecure and nutritionally vulnerable populations by 2021
SO 6	The humanitarian community is better able to reach vulnerable people and respond to needs throughout the year
Code	Country Activity Long Description
ACL1	Provision of conditional and unconditional food and/or cash- based food assistance and nutritional messaging to food- insecure people through reliable safety nets, including school meals
ACL2	Provision of unconditional cash transfers in rural areas to targeted poor and vulnerable households
CPA1	Provision of air services for the humanitarian community
CPA2	Provision of on-demand services for the humanitarian community
CPA3	Provision of common services through the Logistics Sector (or Logistics Cluster, if activated), for the humanitarian community
CSI1	Provision of services, skills, assets and infrastructure for the rehabilitation and strengthening of food supply chains
CSI1	Provision of technical support for the strengthening of national policies, capacities and systems
NTA1	Provision of specialized nutritious foods and nutrition messaging to children, adolescent girls, PLWG and ART/TB-DOT clients to systematically treat and prevent malnutrition and to stimulate positive behaviour change
URT1	Provision of unconditional food and/or cash based food assistance, specialised nutritious foods and gender-transformative nutrition messaging and counselling to crisis affected people through well-coordinated food security and logistics during humanitarian responses

Annual Country Report

Somalia Country Portfolio Budget 2020 (2019-2021)

Annual Financial Overview for the period 1 January to 31 December 2020 (Amount in USD)

Strategic Result	Strategic Outcome	Activity	Needs Based Plan	Implementation Plan	Available Resources	Expenditures
1	Food-insecure and nutrition-insecure people in areas affected by natural or human-caused disasters have access to adequate and nutritious food and specialized nutritious foods that meet their basic food and nutrition needs during and in the aftermath of shocks	Provision of unconditional food and/or cash based food assistance, specialised nutritious foods and gender-transformative nutrition messaging and counselling to crisis affected people through well-coordinated food security and logistics during humanitarian responses	383,271,437	153,141,836	319,782,197	172,292,977
		Non Activity Specific	0	0	2,863,356	0
	Food-insecure people in targeted areas are better able to withstand shocks and stresses throughout the year	Provision of conditional and unconditional food and/or cash- based food assistance and nutritional messaging to food-insecure people through reliable safety nets, including school meals	90,386,758	50,815,487	58,898,897	25,618,185
		Provision of unconditional cash transfers in rural areas to targeted poor and vulnerable households	49,958,525	49,958,525	49,953,234	14,735,831
Subtotal Strategic Result 1. Everyone has access to food (SDG Target 2.1)			523,616,720	253,915,847	431,497,684	212,646,993

This computer generated report is certified by the Chief of Contribution Accounting and Donor Financial Reporting Branch (FINC)

Annual Country Report

Somalia Country Portfolio Budget 2020 (2019-2021)

Annual Financial Overview for the period 1 January to 31 December 2020 (Amount in USD)

Strategic Result	Strategic Outcome	Activity	Needs Based Plan	Implementation Plan	Available Resources	Expenditures
2	Malnourished and food-insecure children, adolescent girls, PLWG and ART/TB-DOT clients in areas with persistently high rates of acute malnutrition have improved nutritional status throughout the year	Provision of specialized nutritious foods and nutrition messaging to children, adolescent girls, PLWG and ART/TB-DOT clients to systematically treat and prevent malnutrition and to stimulate positive behaviour change	49,423,427	31,820,908	56,695,065	31,092,891
		Non Activity Specific	0	0	1,090,088	0
Subtotal Strategic Result 2. No one suffers from malnutrition (SDG Target 2.2)			49,423,427	31,820,908	57,785,153	31,092,891

Annual Country Report

Somalia Country Portfolio Budget 2020 (2019-2021)

Annual Financial Overview for the period 1 January to 31 December 2020 (Amount in USD)

Strategic Result	Strategic Outcome	Activity	Needs Based Plan	Implementation Plan	Available Resources	Expenditures
4	National institutions, private sector actors, smallholder farmers, and food-insecure and nutritionally vulnerable populations benefit from more resilient, inclusive and nutritious food systems by 2021	Provision of services, skills, assets and infrastructure for the rehabilitation and strengthening of food supply chains	10,243,058	5,684,897	5,325,798	1,410,967
		Non Activity Specific	0	0	3,157,802	0
Subtotal Strategic Result 4. Food systems are sustainable (SDG Target 2.4)			10,243,058	5,684,897	8,483,599	1,410,967
5	National institutions have strengthened policies, capacities and systems for supporting food-insecure and nutritionally vulnerable populations by 2021	Provision of technical support for the strengthening of national policies, capacities and systems	5,817,316	2,094,234	5,352,828	1,711,169
Subtotal Strategic Result 5. Countries have strengthened capacity to implement the SDGs (SDG Target 17.9)			5,817,316	2,094,234	5,352,828	1,711,169

Annual Country Report

Somalia Country Portfolio Budget 2020 (2019-2021)

Annual Financial Overview for the period 1 January to 31 December 2020 (Amount in USD)

Strategic Result	Strategic Outcome	Activity	Needs Based Plan	Implementation Plan	Available Resources	Expenditures
8	The humanitarian community is better able to reach vulnerable people and respond to needs throughout the year	Provision of air services for the humanitarian community	22,463,635	22,464,239	21,316,765	9,505,007
		Provision of on-demand services for the humanitarian community	504,432	0	1,533,066	192,477
		Provision of common services through the Logistics Sector (or Logistics Cluster, if activated), for the humanitarian community	5,488,384	0	3,277,198	2,567,688
		Non Activity Specific	0	0	367,358	0
Subtotal Strategic Result 8. Sharing of knowledge, expertise and technology strengthen global partnership support to country efforts to achieve the SDGs (SDG Target 17.16)			28,456,451	22,464,239	26,494,387	12,265,172
	Non SO Specific	Non Activity Specific	0	0	2,960,652	0
Subtotal Strategic Result			0	0	2,960,652	0
Total Direct Operational Cost			617,556,972	315,980,126	532,574,303	259,127,193
Direct Support Cost (DSC)			30,322,380	23,115,371	33,787,067	20,374,806
Total Direct Costs			647,879,352	339,095,497	566,361,370	279,501,999
Indirect Support Cost (ISC)			42,077,760	22,041,207	30,559,941	30,559,941
Grand Total			689,957,112	361,136,705	596,921,311	310,061,940



Brian Ah Poe
Chief

Contribution Accounting and Donor Financial Reporting Branch

Columns Definition

Needs Based Plan

Latest annual approved version of operational needs as of December of the reporting year. WFP's needs-based plans constitute an appeal for resources to implement operations which are designed based on needs assessments undertaken in collaboration with government counterparts and partners

Implementation Plan

Implementation Plan as of January of the reporting period which represents original operational prioritized needs taking into account funding forecasts of available resources and operational challenges

Available Resources

Unspent Balance of Resources carried forward, Allocated contribution in the current year, Advances and Other resources in the current year. It excludes contributions that are stipulated by donor for use in future years

Expenditures

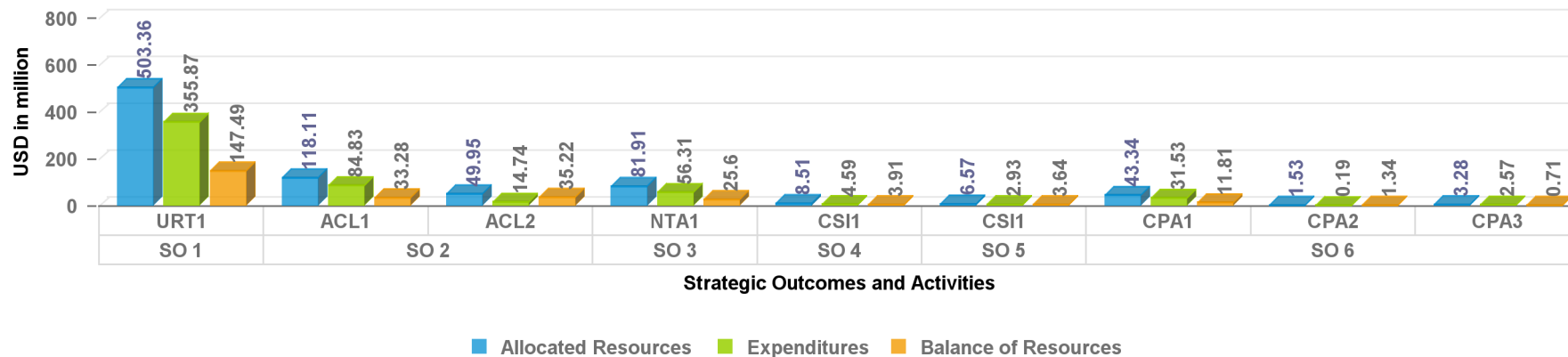
Monetary value of goods and services received and recorded within the reporting year

Annual Country Report

Somalia Country Portfolio Budget 2020 (2019-2021)

Cumulative Financial Overview as at 31 December 2020 (Amount in USD)

Cumulative CPB Overview



Code	Strategic Outcome
SO 1	Food-insecure and nutrition- insecure people in areas affected by natural or human-caused disasters have access to adequate and nutritious food and specialized nutritious foods that meet their basic food and nutrition needs during and in the aftermath of shocks
SO 2	Food-insecure people in targeted areas are better able to withstand shocks and stresses throughout the year
SO 3	Malnourished and food-insecure children, adolescent girls, PLWG and ART/TB-DOT clients in areas with persistently high rates of acute malnutrition have improved nutritional status throughout the year
SO 4	National institutions, private sector actors, smallholder farmers, and food-insecure and nutritionally vulnerable populations benefit from more resilient, inclusive and nutritious food systems by 2021
SO 5	National institutions have strengthened policies, capacities and systems for supporting food-insecure and nutritionally vulnerable populations by 2021
SO 6	The humanitarian community is better able to reach vulnerable people and respond to needs throughout the year
Code	Country Activity - Long Description
ACL1	Provision of conditional and unconditional food and/or cash- based food assistance and nutritional messaging to food- insecure people through reliable safety nets, including school meals
ACL2	Provision of unconditional cash transfers in rural areas to targeted poor and vulnerable households
CPA1	Provision of air services for the humanitarian community
CPA2	Provision of on-demand services for the humanitarian community
CPA3	Provision of common services through the Logistics Sector (or Logistics Cluster, if activated), for the humanitarian community
CSI1	Provision of services, skills, assets and infrastructure for the rehabilitation and strengthening of food supply chains
CSI1	Provision of technical support for the strengthening of national policies, capacities and systems
NTA1	Provision of specialized nutritious foods and nutrition messaging to children, adolescent girls, PLWG and ART/TB-DOT clients to systematically treat and prevent malnutrition and to stimulate positive behaviour change
URT1	Provision of unconditional food and/or cash based food assistance, specialised nutritious foods and gender-transformative nutrition messaging and counselling to crisis affected people through well-coordinated food security and logistics during humanitarian responses

Annual Country Report

Somalia Country Portfolio Budget 2020 (2019-2021)

Cumulative Financial Overview as at 31 December 2020 (Amount in USD)

Strategic Result	Strategic Outcome	Activity	Needs Based Plan	Allocated Contributions	Advance and Allocation	Allocated Resources	Expenditures	Balance of Resources
1	Food-insecure people in targeted areas are better able to withstand shocks and stresses throughout the year	Provision of conditional and unconditional food and/or cash- based food assistance and nutritional messaging to food-insecure people through reliable safety nets, including school meals	176,172,852	118,113,797	0	118,113,797	84,833,085	33,280,713
		Provision of unconditional cash transfers in rural areas to targeted poor and vulnerable households	62,448,156	49,953,234	0	49,953,234	14,735,831	35,217,402
	Food-insecure and nutrition-insecure people in areas affected by natural or human-caused disasters have access to adequate and nutritious food and specialized nutritious foods that meet their basic food and nutrition needs during and in the aftermath of shocks	Provision of unconditional food and/or cash based food assistance, specialised nutritious foods and gender-transformative nutrition messaging and counselling to crisis affected people through well-coordinated food security and logistics during humanitarian responses	688,354,651	503,358,552	0	503,358,552	355,869,333	147,489,220

Annual Country Report

Somalia Country Portfolio Budget 2020 (2019-2021)

Cumulative Financial Overview as at 31 December 2020 (Amount in USD)

Strategic Result	Strategic Outcome	Activity	Needs Based Plan	Allocated Contributions	Advance and Allocation	Allocated Resources	Expenditures	Balance of Resources
1	Food-insecure and nutrition-insecure people in areas affected by natural or human-caused disasters have access to adequate and nutritious food and specialized nutritious foods that meet their basic food and nutrition needs during and in the aftermath of shocks	Non Activity Specific	0	2,863,356	0	2,863,356	0	2,863,356
Subtotal Strategic Result 1. Everyone has access to food (SDG Target 2.1)			926,975,660	674,288,939	0	674,288,939	455,438,248	218,850,691

Annual Country Report

Somalia Country Portfolio Budget 2020 (2019-2021)

Cumulative Financial Overview as at 31 December 2020 (Amount in USD)

Strategic Result	Strategic Outcome	Activity	Needs Based Plan	Allocated Contributions	Advance and Allocation	Allocated Resources	Expenditures	Balance of Resources
2	Malnourished and food-insecure children, adolescent girls, PLWG and ART/TB-DOT clients in areas with persistently high rates of acute malnutrition have improved nutritional status throughout the year	Provision of specialized nutritious foods and nutrition messaging to children, adolescent girls, PLWG and ART/TB-DOT clients to systematically treat and prevent malnutrition and to stimulate positive behaviour change	102,274,329	81,909,080	0	81,909,080	56,306,907	25,602,173
		Non Activity Specific	0	1,090,088	0	1,090,088	0	1,090,088
Subtotal Strategic Result 2. No one suffers from malnutrition (SDG Target 2.2)			102,274,329	82,999,168	0	82,999,168	56,306,907	26,692,262

Annual Country Report

Somalia Country Portfolio Budget 2020 (2019-2021)

Cumulative Financial Overview as at 31 December 2020 (Amount in USD)

Strategic Result	Strategic Outcome	Activity	Needs Based Plan	Allocated Contributions	Advance and Allocation	Allocated Resources	Expenditures	Balance of Resources
4	National institutions, private sector actors, smallholder farmers, and food-insecure and nutritionally vulnerable populations benefit from more resilient, inclusive and nutritious food systems by 2021	Provision of services, skills, assets and infrastructure for the rehabilitation and strengthening of food supply chains	20,578,522	8,506,308	0	8,506,308	4,591,478	3,914,830
		Non Activity Specific	0	3,157,802	0	3,157,802	0	3,157,802
Subtotal Strategic Result 4. Food systems are sustainable (SDG Target 2.4)			20,578,522	11,664,110	0	11,664,110	4,591,478	7,072,632
5	National institutions have strengthened policies, capacities and systems for supporting food-insecure and nutritionally vulnerable populations by 2021	Provision of technical support for the strengthening of national policies, capacities and systems	11,927,533	6,574,191	0	6,574,191	2,932,533	3,641,658
Subtotal Strategic Result 5. Countries have strengthened capacity to implement the SDGs (SDG Target 17.9)			11,927,533	6,574,191	0	6,574,191	2,932,533	3,641,658

Annual Country Report

Somalia Country Portfolio Budget 2020 (2019-2021)

Cumulative Financial Overview as at 31 December 2020 (Amount in USD)

Strategic Result	Strategic Outcome	Activity	Needs Based Plan	Allocated Contributions	Advance and Allocation	Allocated Resources	Expenditures	Balance of Resources
8	The humanitarian community is better able to reach vulnerable people and respond to needs throughout the year	Provision of air services for the humanitarian community	44,905,637	43,343,284	0	43,343,284	31,531,527	11,811,758
		Provision of on-demand services for the humanitarian community	504,432	1,533,066	0	1,533,066	192,477	1,340,590
		Provision of common services through the Logistics Sector (or Logistics Cluster, if activated), for the humanitarian community	5,488,384	3,277,198	0	3,277,198	2,567,688	709,510
		Non Activity Specific	0	367,358	0	367,358	0	367,358
Subtotal Strategic Result 8. Sharing of knowledge, expertise and technology strengthen global partnership support to country efforts to achieve the SDGs (SDG Target 17.16)			50,898,453	48,520,906	0	48,520,906	34,291,691	14,229,216
	Non SO Specific	Non Activity Specific	0	2,960,652	0	2,960,652	0	2,960,652
Subtotal Strategic Result			0	2,960,652	0	2,960,652	0	2,960,652
Total Direct Operational Cost			1,112,654,497	827,007,967	0	827,007,967	553,560,857	273,447,110
Direct Support Cost (DSC)			62,644,929	50,299,037	0	50,299,037	36,886,776	13,412,261

This computer generated report is certified by the Chief of Contribution Accounting and Donor Financial Reporting Branch (FINC)

16/02/2021 20:03:28

Annual Country Report

Somalia Country Portfolio Budget 2020 (2019-2021)

Cumulative Financial Overview as at 31 December 2020 (Amount in USD)

Strategic Result	Strategic Outcome	Activity	Needs Based Plan	Allocated Contributions	Advance and Allocation	Allocated Resources	Expenditures	Balance of Resources
Total Direct Costs			1,175,299,426	877,307,005	0	877,307,005	590,447,633	286,859,371
Indirect Support Cost (ISC)			76,360,065	52,327,678		52,327,678	52,327,678	0
Grand Total			1,251,659,491	929,634,682	0	929,634,682	642,775,311	286,859,371



This donor financial report is interim
 Brian Ah Poe
 Chief

Contribution Accounting and Donor Financial Reporting Branch

Columns Definition

Needs Based Plan

Latest approved version of operational needs. WFP's needs-based plans constitute an appeal for resources to implement operations which are designed based on needs assessments undertaken in collaboration with government counterparts and partners

Allocated Contributions

Allocated contributions include confirmed contributions with exchange rate variations, multilateral contributions, miscellaneous income, resource transferred, cost recovery and other financial adjustments (e.g. refinancing). It excludes internal advance and allocation and contributions that are stipulated by donor for use in future years.

Advance and allocation

Internal advanced/allocated resources but not repaid. This includes different types of internal advance (Internal Project Lending or Macro-advance Financing) and allocation (Immediate Response Account)

Allocated Resources

Sum of Allocated Contributions, Advance and Allocation

Expenditures

Cumulative monetary value of goods and services received and recorded within the reporting period

Balance of Resources

Allocated Resources minus Expenditures