

SAVING
LIVES

CHANGING
LIVES



Mozambique Annual Country Report 2020

Country Strategic Plan
2017 - 2021



World Food
Programme

Table of contents

2020 Overview	3
Context and operations & COVID-19 response	7
Risk Management	9
Partnerships	10
CSP Financial Overview	11
Programme Performance	13
Strategic outcome 01	13
Strategic outcome 02	15
Strategic outcome 03	17
Strategic outcome 04	19
Strategic outcome 05	21
Strategic outcome 06	23
Strategic outcome 07	24
Cross-cutting Results	25
Progress towards gender equality	25
Protection and accountability to affected populations	26
Environment	28
Data Notes	28
Figures and Indicators	31
WFP contribution to SDGs	31
Beneficiaries by Sex and Age Group	33
Beneficiaries by Residence Status	33
Beneficiaries by Programme Area	34
Annual Food Transfer	34
Annual Cash Based Transfer and Commodity Voucher	34
Strategic Outcome and Output Results	36
Cross-cutting Indicators	60

2020 Overview

For Mozambique, 2020 was meant to be a year of recovery following the deadliest and strongest tropical cyclones to ever hit Africa in recorded history in 2019. However, the year turned out to be very different. In part, this was related to the economic fallout and loss of livelihoods people deal with as a result of very strict emergency measures implemented by the Government to stem the COVID-19 outbreak. Drought and dry spells in the southern region also affected the country significantly. Yet, the events that shook the country to its core happened in the north of the country, in Cabo Delgado province, with a rapidly intensifying conflict that displaced well over 565,000 people. As a result, a Level-2 Emergency was extended by WFP and its partners in September 2020.

Despite the challenges highlighted above, WFP continued to provide life-saving interventions to vulnerable populations affected by extreme weather and conflict, as well as offering capacity strengthening to the Government of Mozambique on several key areas. In 2020, WFP has made great strides across its CSP Strategic Outcomes in Mozambique, including:

Strategic Outcome 1: For the first time, WFP and the National Secretariat for Food Security and Nutrition (SETSAN) conducted an Emergency Needs Assessment in conflict-affected districts of Cabo Delgado province, improving urgent humanitarian assistance targeting on the ground.

In addition, WFP supported the National Institute for Social Action to activate the Direct Social Support Programme – Post-Emergency to provide relief to Cyclone Idai-affected households and for the National COVID-19 Response.

Furthermore, WFP has expanded the reach of its integrated climate risk management portfolio, more than doubling the caseload to reach over 75,000 beneficiaries, including work on institutional and community resilience building, while piloting new and innovative approaches, such as Forecast-based Financing and Weather Index Micro-Insurance, among other innovative tools.

Strategic Outcome 2: WFP effectively responded to the humanitarian crisis in Cabo Delgado province, providing urgent food assistance to 510,000 beneficiaries. In addition, WFP continued to provide food assistance to the poorest households across high-risk areas affected by the impact of drought and dry spells during the lean season to well over 1.2 million people. Moderate Acute Malnutrition (MAM) Treatment and food assistance for refugees continued to be implemented throughout the year.

Strategic Outcome 3: In response to the nation-wide school closures due to COVID-19, WFP rapidly shifted its school meals programme from on-site to take-home rations. This allowed for food assistance to continue reaching 237,790 students and their family members in rural areas across Tete and Nampula provinces.

Strategic Outcome 4: Social and Behavioural Change Communication interventions were implemented with an aim of strengthening household's climate resilience, diversification of diets and empowerment of women, as well as to increase awareness of Sexual and Reproductive Health services available. In addition, WFP started implementing HIV and TB prevention, and treatment services.

Strategic Outcome 5: WFP's support to smallholder farmers centred around technology promotion, capacity development, and market integration. These activities were fundamental to help targeted smallholders address post-harvest losses, which contributed to the availability of safe and healthy food across the year, and created surplus produce to sell when the prices were favourable, resulting in targeted farmers being able to maintain a relatively good food security and nutrition situations.

Strategic Outcome 6: WFP continued to play a central role in the provision of supply chain services for humanitarian and development partners, including through provision of storage, handling, transport and custom clearance. WFP started a humanitarian corridor in Mozambique amid travel restrictions as a result of COVID-19, operating humanitarian flights in Mozambique from 23 June up to 31 October 2020 between Johannesburg-Lilongwe-Maputo.

Strategic Outcome 7: Strong progress through WFP's partnership with the National Disaster Management Institute continued to be made, particularly related to the finalisation of a pivotal National Plan of Action on Mozambique's logistical needs related to disaster preparedness and response.

The Nobel Peace Prize 2020 was awarded to WFP in recognition of the important link between conflict and hunger, and the critical role that food assistance plays in supporting the first step towards peace and stability. In Mozambique, the Nobel Peace Prize is being celebrated by WFP's 392 staff, many of whom work on the frontlines of hunger and conflict.



1,957,454



52%
female

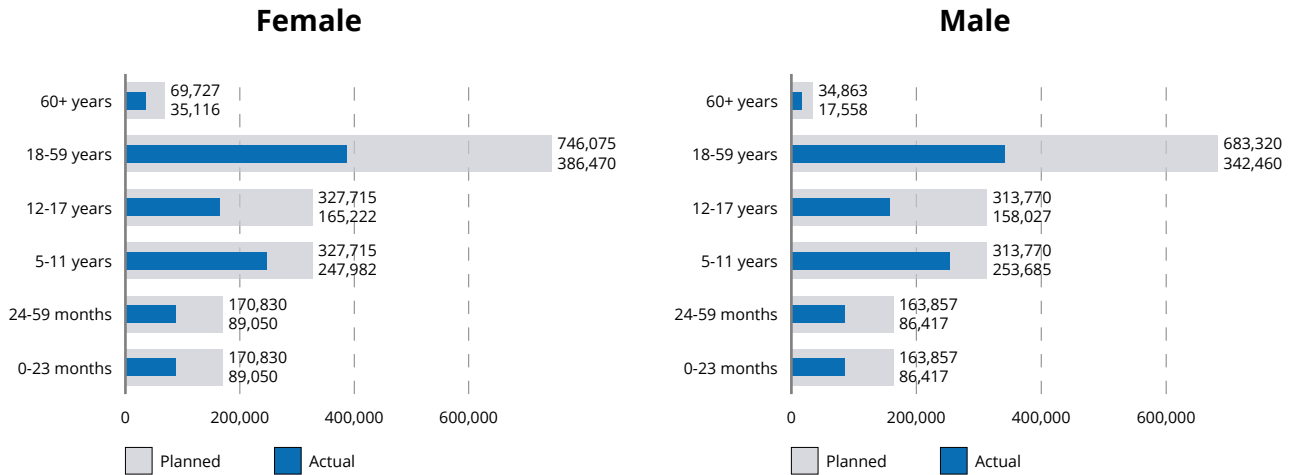


48%
male

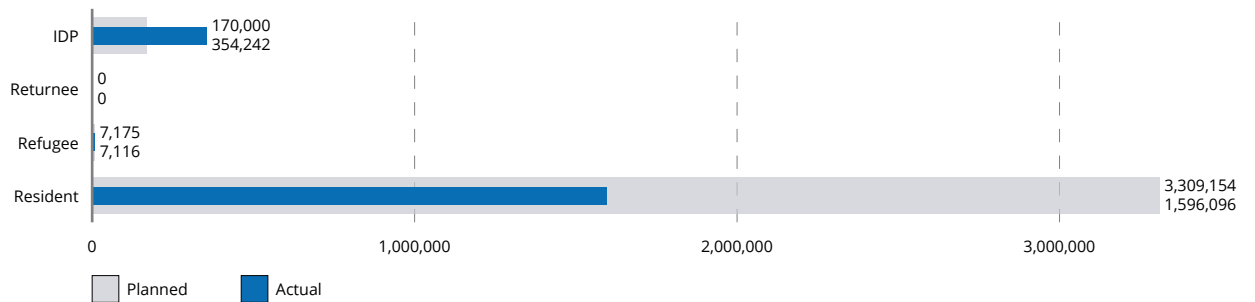
Total Beneficiaries in 2020

Estimated number of persons with disabilities: 48,652 (52% Female, 48% Male)

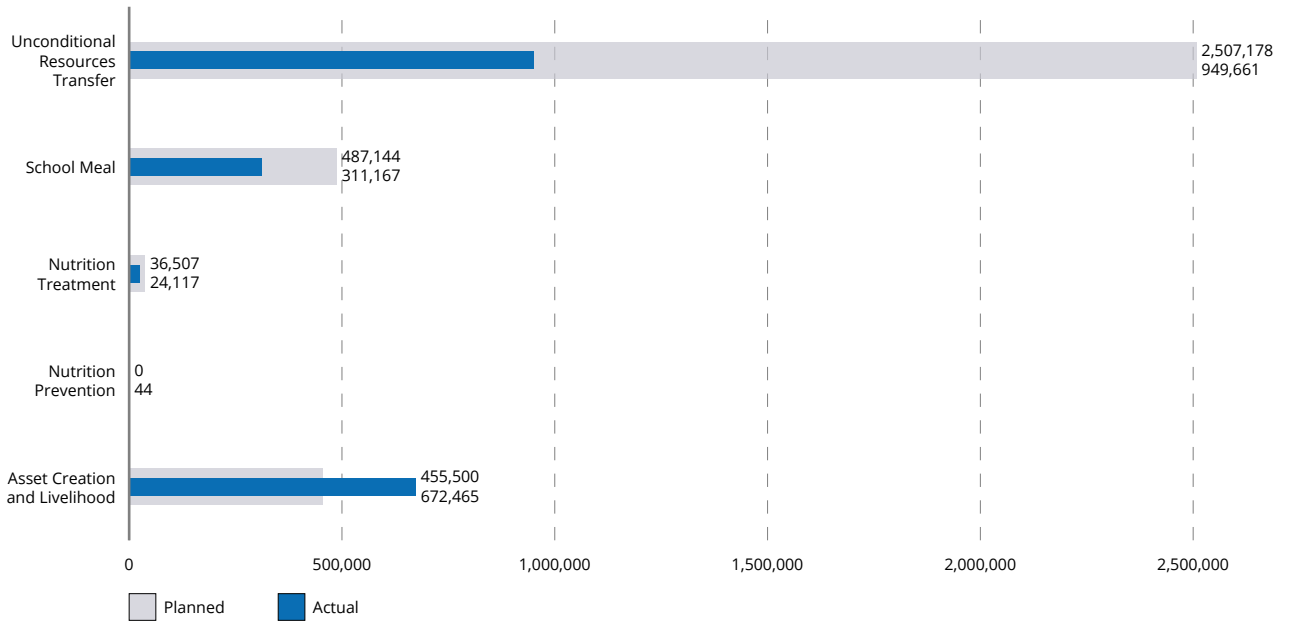
Beneficiaries by Sex and Age Group



Beneficiaries by Residence Status



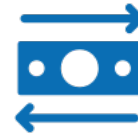
Beneficiaries by Programme Area



Total Food and CBT

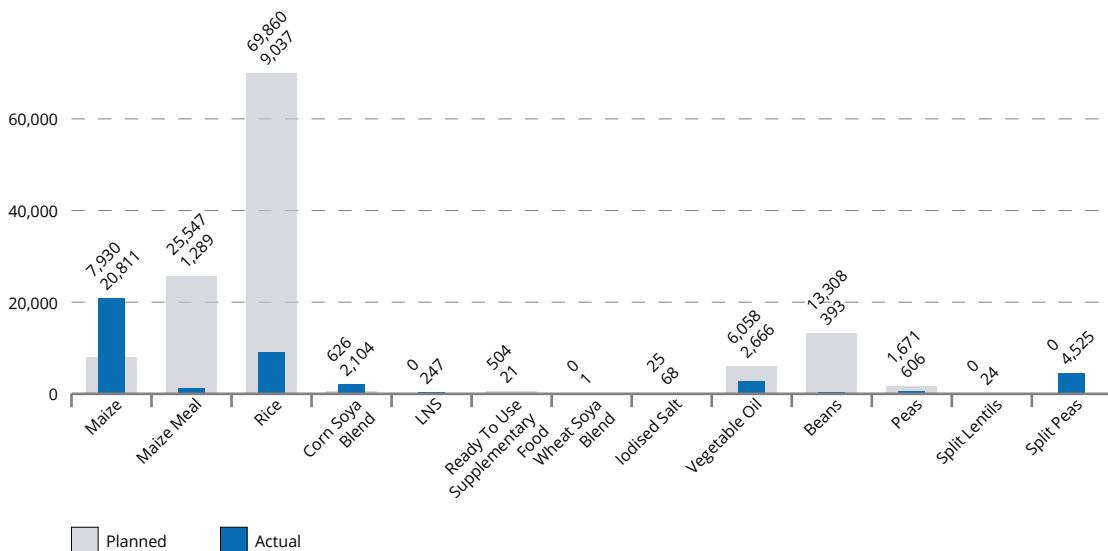


41,793 mt
total actual food transferred in 2020
 of 125,529 mt total planned

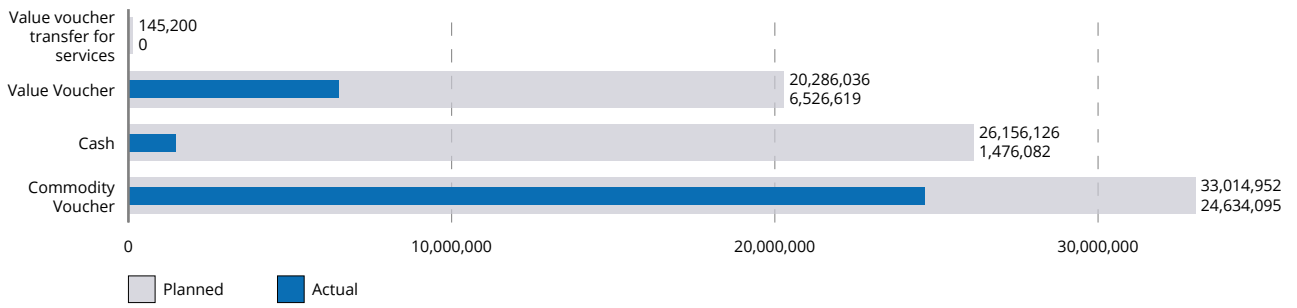


US\$ 32,636,796
total actual cash transferred in 2020
 of \$US 79,602,314 total planned

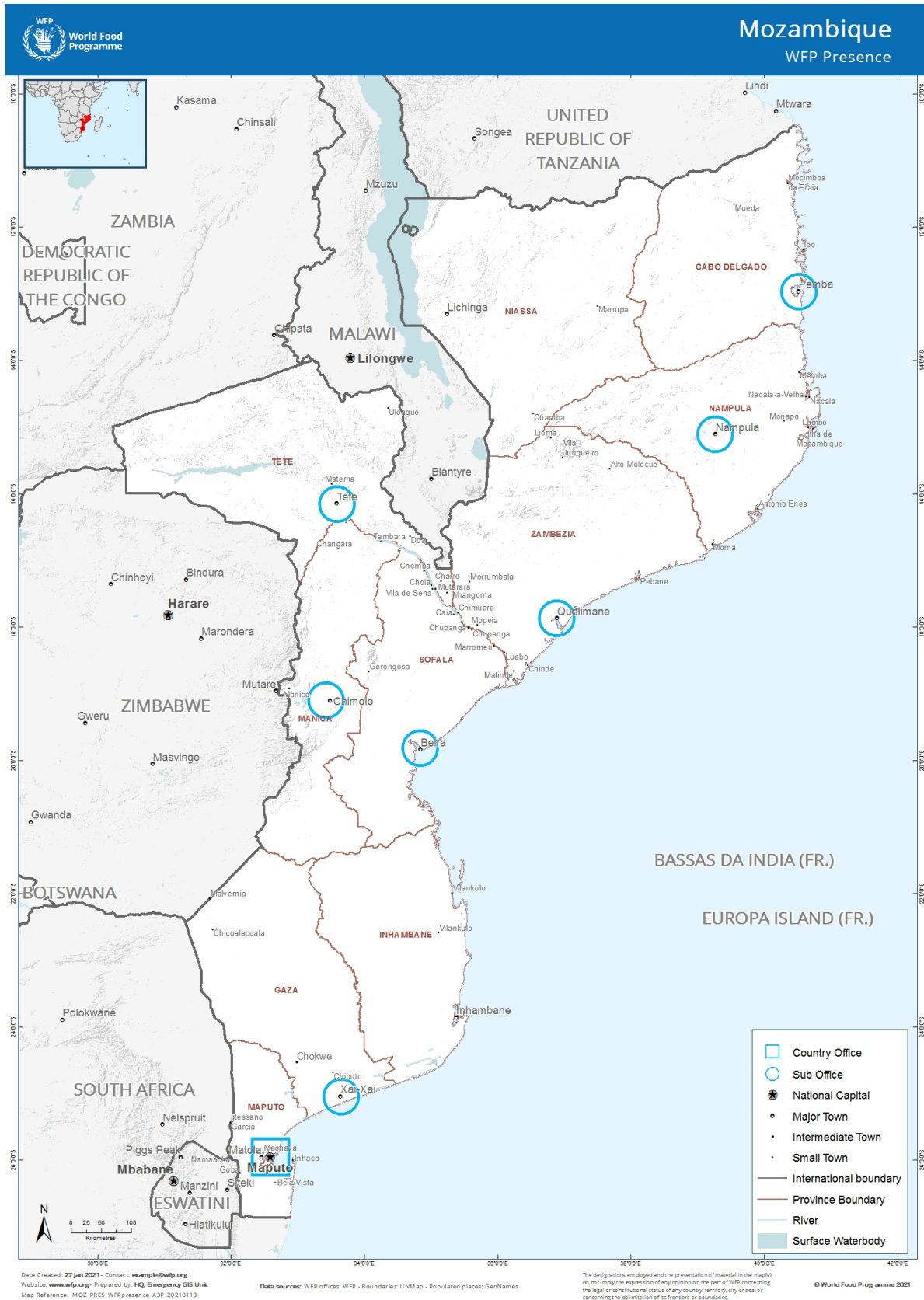
Annual Food Transfer



Annual Cash Based Transfer and Commodity Voucher



Context and operations & COVID-19 response



Context and Operations

In 2020, Mozambique, just like the rest of the world, was confronted with unprecedented challenges brought about by the Severe Acute Respiratory Syndrome Corona Virus (SARS-CoV-2 virus or COVID-19). The COVID-19 pandemic struck Mozambique at a time when the southern region of the country was coping with the effects of drought and dry spells; when the central region was still recovering from Cyclones Idai and Kenneth that hit the country in 2019; and when



humanitarian needs have risen to record levels in the northern region as a result of growing conflict in Cabo Delgado province.

The conflict in Cabo Delgado has its roots in the growing regional imbalances in Mozambique (rural vs urban, and south vs north) in terms of poverty and consumption levels, and economic and social infrastructures. Cabo Delgado is Mozambique's northernmost province, bordering Tanzania, and richly endowed with natural resources (including oil, and gas). The population of Mozambique is predominantly Christian, but in Cabo Delgado most of the population identifies as Muslim. While the situation in Cabo Delgado has long been described as a 'Low-Intensity Conflict', in March 2020, non-state armed groups committed a series of attacks that made it clear Mozambique is faced with an incipient militant movement reminiscent of Boko Haram in its early stages.

The armed attacks have targeted: civilians resulting in large displacements; humanitarian installations and property; public and private assets (including health posts and schools); possession of military and police assets (including vehicles and weapons). WFP's vehicles and assets have also been set ablaze, although this appears to have been due to opportunity and nothing suggests that WFP's assets were intentionally targeted. Significant access barriers and restrictive oversight of humanitarian operations have made it difficult to provide assistance to all affected populations and to get accurate estimates on the numbers of populations displaced. But the latest available estimates from the United Nations Office for the Coordination of Humanitarian Affairs (UN OCHA) suggested that by the end of October 2020, over 355,000 were displaced.

From a metrological point of view, 2020 was a relatively quieter year although drought and dry spells compromised livelihoods for the populations in semiarid areas of the country. Importantly, the risk for natural disasters remains very high: Mozambique is the third most hydro-meteorologically, disaster-prone country in Africa, suffering from periodic cyclones, droughts, and floods. Moreover, high exposure to natural disasters is amplified by climate change: Mozambique is one of the countries that is most vulnerable to climate change, ranking 160 out of 181 countries in 2019.

2020 was also characterized by a significant reorganization of both central and local government, changing counterparts for WFP and partners at both country and field office levels. The reorganization followed the Government elections held in late 2019. In accordance with National laws, the Government of Mozambique also presented a new Five-Year Plan 2020-2024. The commitment of the Government to eliminate food insecurity and malnutrition is manifested through its human capital development pillar.

COVID-19 Response

Mozambique recorded its first case of COVID-19 in March 2020. By the end of October, the transmission of COVID-19 had reached 11 provinces with Cabo Delgado, Nampula and Maputo being the worst-hit provinces. As at 29 December 2020, there were 18,372 confirmed cases with 163 confirmed deaths.

In response to the first recorded case of COVID-19, the Government announced a one month 'State of Emergency' at the beginning of April 2020. This was since extended three times and lasted until the end of July 2020. This 'State of Emergency' led to school and business closures and came with significant job losses. The World Bank's projection for 2020 real GDP growth in Mozambique estimates a further contraction of the economy at 0.4 percent, from an already low level of GDP growth at 3.4 percent in 2018. The National Poverty Rate remains high at 62.5 percent, with more than 18.4 million of the 29.5 million Mozambicans living below the poverty line.

Unfortunately, even after the 'State of Emergency' was phased out from August onwards, schools have remained closed, which has had a drastic effect on the 8.5 million students in Mozambique. Consequentially, school feeding activities have also been disrupted more than any other activities WFP has been implementing in 2020. Fortunately, WFP has been able to help the Government of Mozambique shift to providing take-home rations from the second half of 2020 in some parts of the country. WFP's work on prevention of stunting and micronutrient deficiencies in Mozambique has also been badly affected by the COVID-19 pandemic, limiting Social and Behaviour Change Communication activities from fully taking place or delaying them. The impact from COVID-19 on these activities showed how the pandemic disproportionately affected the lives of young children in Mozambique.

In response to the COVID-19 pandemic, WFP implemented various measures to adapt its operations in Mozambique. By April 2020, a number of preventive measures were implemented at food distribution sites to mitigate the risk of spreading the disease such as the issuance of Personal Protective Equipment (PPE) for distribution personnel, temperature control of beneficiaries and provision of hand sanitizers before beneficiaries enter the distribution site, major reductions of site congestion allowing for physical distancing, double-ration distributions and distributions of pre-packed commodities.

WFP scaled up its mobile monitoring (mVAM) activities in Mozambique to support the National Secretariat for Food Security and Nutrition (SETSAN) and National Institute of Disaster Management (INGC) keep track of the food security and nutrition situation in the country during the pandemic. Moreover, in collaboration with the United Nations Children's Fund (UNICEF), WFP supports the National Institute for Social Action (INAS) to scale up the national



shock-responsive social protection programme with unconditional cash transfers to vulnerable households affected by the economic fallout following the COVID-19 pandemic.

In addition, an agreement was also signed between Ministry of Health (MISAU) and WFP for food assistance to be provided to patients in COVID-19 treatment centres across the country once the number of patients in a treatment centre exceed a certain threshold.

Risk Management

To enable WFP to continue its support for the Government of Mozambique, risks were identified, continuously assessed and formally reviewed at the start, mid-term and end of each year as part of WFP's risk management framework.

The main risk facing Mozambique is a Level 3 Emergency associated with a large-scale natural disaster, of such magnitude that the Government's considerable capacity would be unable to respond quickly and effectively, thereby necessitating a request for international assistance. Fortunately, this did not happen and 2020 became a relatively quieter year for Mozambique. In order to mitigate against the negative impacts of a potential Level 3 Emergency, WFP has strengthened the capacity of INGC and prioritized its internal emergency preparedness and response capacity. This includes capacity strengthening initiatives such as the Disaster Preparedness- and Post-Disaster Needs Assessment using drones/satellite data, and the finalisation of a pivotal National Plan of Action on Mozambique's logistical needs related to disaster preparedness and response.

The risk of insecurity and challenging economic recoveries in 2020 remains high. The armed conflict in Cabo Delgado province and the impact of COVID-19 continued to exacerbate the food security and nutrition challenges of the most vulnerable Mozambicans. WFP continued to support the Government of Mozambique in providing lifesaving food assistance to displaced populations affected by armed conflict in the northern part of the country and other vulnerable households affected by the impact of COVID-19, as well as drought and dry spells in rural areas of Mozambique.

Partnerships

In 2020, achievements were recorded across several of WFP's Strategic Outcomes. These achievements were made possible thanks to support from a wide range of partners including the Government, academia, donors, the private sector and NGOs.

In the field of evidence-generation on food security and nutrition, WFP supported SETSAN and INGC with the Integrated Food Security Phase Classification (IPC) analysis. WFP also promoted the use of drones for emergency preparedness and response efforts, thanks to funding from the European Union (EU).

WFP worked in close coordination with INGC to provide life-saving food assistance and recovery through Cash-Based Transfer (CBT) and food distribution in areas impacted by drought, cyclones and conflict. In terms of nutrition and HIV in emergencies, WFP continued to strengthen the National Nutrition Rehabilitation Programme (PRN) with MAM Treatment and expand Social and Behavioural Change Communication related to HIV services, with support from the United Kingdom.

Despite the negative impacts of the pandemic on the global economy, donors continued to support life-saving interventions, particularly allocating resources in response to the displacement crisis in Cabo Delgado province. Key Government donors such as USAID, the EU, Germany, the UK, Canada, Norway, Sweden, Japan and Ireland made generous financial contributions to WFP Mozambique's humanitarian portfolio. The UN CERF also strongly contributed to WFP's humanitarian interventions.

2020 also marked the testing and expansion of innovative approaches for strengthening resilience and mainstreaming conflict-sensitivity. Concrete examples of longer-term resilience programmes include the multi-year Gender-Transformative and Nutrition-Sensitive (GTNS) project in Sofala province. The project, financed by the Austrian Development Agency (ADA), is aimed to reduce stunting in children aged 6-59 months by layering the Food Assistance for Assets (FFA) with interventions related to post-harvest loss, and SBCC on nutrition to strengthen households' climate resilience, diversify diets and empower women and adolescent girls.

WFP is also working with Government to establish Mozambique's own early warning system for drought. In this context, WFP works with the National Meteorological Institute (INAM) on drought monitoring and forecasting, working at different geographical and spatial scales. WFP is also supporting the Ministry of Agriculture (MADER) to improve its crop monitoring and forecasting capacity. Leveraging on this, WFP is collaborating with INGC to establish forecast-based triggers for action, hazard-based contingency plans and finance, as part of a three-year initiative implemented in drought-prone Gaza and Tete provinces and is supported by the EU (DEVCO), Norway and WFP's Innovation Accelerator.

Throughout the pandemic, WFP worked in partnership with INAS to support the redesign and implementation of national social protection programmes to assist vulnerable households in urban settings impacted by COVID-19. While the programme is expected to start in early 2021, most of the preparatory steps were undertaken in 2020. Government donors including USAID, Germany (BMZ/KfW) and Canada contributed to the programme which WFP is supporting in collaboration with other UN partners such as UNICEF and ILO.

With regards to the education sector and school nutrition, WFP supported the Ministry of Education and Human Development's (MINEDH) National School Feeding programme (PRONAE) financed through the Russian Federation's debt for development, mainly focusing on capacity strengthening given the closure of schools. WFP also worked with the Provincial Directorates of Education of Tete and Nampula provinces to provide take-home rations to 200,000 children and their families thanks to multi-year contributions received from Canada and Corredor Logístico Integrado de Nacala, WFP's private sector donor.

WFP, in collaboration with IOM and UNDP, also supported the design of a peacebuilding programme with the objective of mitigating and preventing violence in the border areas with Tanzania.

As the logistics arm of the United Nations, throughout 2020, WFP facilitated the provision of logistics services to the humanitarian community in Cabo Delgado province. This was made possible thanks to generous contributions received from USAID and UN CERF. WFP partnered with 28 national and international NGO partners to implement programmes across the country, including in hard-to-reach areas of Cabo Delgado.

Significant gains were also made in crosscutting areas such as gender, protection and accountability to affected populations. The Linha Verde da Resposta a Emergência, an inter-agency Complaints and Feedback Mechanism (CFM) was further expanded to cover IDP assistance in the north and the drought response in the south, as well as in response to COVID-19.



CSP Financial Overview

One budget revision was approved in 2020 to increase the budget of WFP Mozambique 2017-2021 CSP. Following this budget revision, the total funding requirement of the CSP increased from USD 528 million to USD 805 million, representing an increase of 35 percent. This augmentation enabled WFP to effectively respond to food insecurity, maintain post-disaster recovery and reconstruction efforts in cyclone-affected areas, and assist drought-affected populations during the 2019/2020 lean season.

The increase was also essential to expand WFP's portfolio in climate resilience and market access activities. At the end of the year, contributions recorded against the total funding requirement represented 65.66 percent of WFP Mozambique's CSP budget. Thanks to the generous financial support of bilateral, multi-lateral and private sector donors, WFP mobilised 92.2 percent of the 2020 Needs-Based Plan, with Strategic Outcomes 1, 2, and 3 accounting as the largest proportions.

































In 2020, the Level-2 Emergency was declared by WFP from January to September. First due to large-scale post-cyclone recovery activities, and second from September onward, with a particular focus on the displacement crisis in northern Mozambique. This resulted to WFP Mozambique benefitting from regional and corporate attention in terms of funding and outreach. In order to avert an imminent pipeline break in response to the displacement crises, WFP Mozambique received an internal advance of USD 15 million from the Immediate Response Account (IRA), which is to be reimbursed to the revolving fund. WFP Mozambique has a balance of USD 18 million of IRA fund from the Cyclone Idai response which has not been reimbursed.

Overall, resource utilisation stood at around 50 percent compared with the total resources mobilised. With the significant escalation of insecurity in northern Mozambique which led to population displacement, WFP had to scale-up its food assistance to IDPs; effectively requiring additional financial resources to do so. The number of IDPs from March to December increased by four times; 565,000 persons according to the latest estimates.

In terms of longer-term interventions, WFP advocates for multi-year funding which is fundamental in making lasting differences in the lives of assisted populations, and making long term investments in Government capacity.

WFP expresses its sincere gratitude to all donors including USAID's Bureau for Humanitarian Assistance (BHA), the United Kingdom, Germany, Canada, Ireland, Japan, Sweden and Norway for their solidarity and strong support to the humanitarian response in northern Mozambique. WFP is also appreciative of individual donors, private sector partners and foundations such as Corredor Logístico Integrado de Nacala (CLN), Michael Kors, the Agha Khan Foundation and Japan Friends of WFP for their valuable contributions.

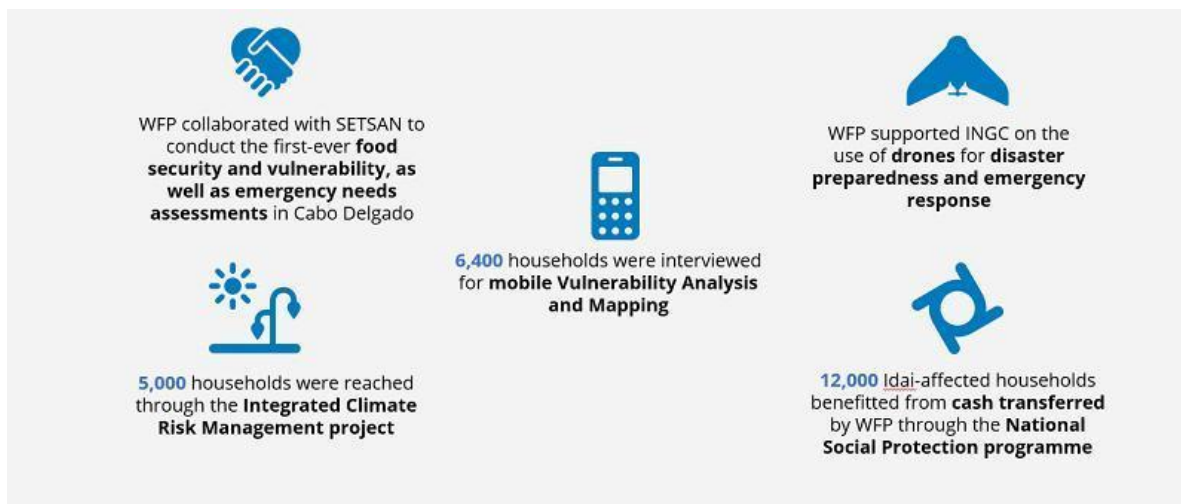
Annual CSP Financial Overview by Strategic Outcome

	Needs Based Plan	Implementation Plan	Available Resources	Expenditure
01: Households in food insecure areas of Mozambique are able to maintain access to adequate and nutritious food throughout the year, including in times of shock.	 10,064,959	 5,807,113	 19,354,226	 4,285,842
02: Shock affected people in Mozambique are able to meet their basic food and nutrition needs during and immediately after a crisis	 211,922,721	 81,440,361	 157,849,616	 95,689,738
03: Children in chronically food insecure areas have access to nutritious food throughout the year.	 18,150,691	 22,557,451	 30,615,339	 3,978,943
04: Targeted people in prioritized areas of Mozambique have improved nutritional status in line with national targets by 2021	 1,355,767	 1,024,649	 1,647,942	 754,316
05: Targeted smallholder farmers in northern and central Mozambique have enhanced livelihoods by 2021.	 2,127,745	 1,989,719	 3,516,428	 384,795
06: Humanitarian and development partners in Mozambique are reliably supported by efficient and effective supply chain and ICT services and expertise.	 720,444	 504,846	 773,239	 283,464
07: Government and humanitarian partners in Mozambique have access to effective and reliable services during times of crisis.	 0	 0	 3,489,143	 839,667
Total:	 244,342,327	 113,324,139	 217,245,933	 106,216,765

The annual financial figures presented in this table are aggregated at Strategic Outcome level. The full presentation of the annual financial overview for the CSP, including breakdown of financial figures by activity, resources not yet allocated to a specific Strategic Outcome, Direct Support Costs and Indirect Support Costs are available in the Annual Financial Overview for the period 01 January to 31 December 2020.

Programme Performance

Strategic outcome 01: Households in food insecure areas of Mozambique are able to maintain access to adequate and nutritious food throughout the year, including in times of shock.



Activity 1

In 2020, WFP supported SETSAN in conducting food security and vulnerability assessments in Cabo Delgado province in order to provide vital insights into the humanitarian needs of IDPs and host populations.

Moreover, because COVID-19 made it very difficult for the Government to conduct its annual Food Security and Nutrition Assessment through face-to-face interviews, WFP helped SETSAN to conduct remote data collection, leveraging its mobile Vulnerability and Mapping (mVAM) expertise. A total of 6,400 households were interviewed through a remote call centre that was subcontracted by GEOPOLL, WFP's mVAM's partner. WFP also supported the Government with the IPC analysis of data collected, as well as analysis of data collected in Cabo Delgado province referenced above, and a SMART survey conducted in Tete province.

In addition, recognizing the importance of providing regular updates on food insecurity and nutrition during the COVID-19 pandemic, WFP provided monthly snapshots of food security on the basis of weekly calls conducted by GEOPOLL throughout Mozambique.

In 2020, WFP Mozambique received the 2019 WFP Global Innovative Award for its support to the INGC Disaster Preparedness- and Post-Disaster Needs Assessment using drones/satellites data. WFP continued to work on coordination and roll-out of the drones project throughout 2020, including by providing training to INGC on the use of drones in disaster preparedness and emergency response. Furthermore, WFP supported INGC in the development of the National Contingency Plan for Disaster Response 2020/2021.

Activity 2 - Integrated Climate Risk Management (ICRM)

WFP, with support from the Government of Flanders, scaled up its ICRM project. The project expanded geographically to reach more households (from 2,600 to 5,000) in Chokwe and Chibuto districts of Gaza province and Changara district of Tete province. The project also expanded in terms of the support being offered. Most notably, preparation is ongoing in 2020 to commence with the first season in 2021 to offer insurance premium payment to farmers (2,600 households insured; premium of 15 USD pp). In 2021, the integrated package will include, conservation agriculture, Village Savings and Loans (VSLs) group, climate services, and insurance. Work is ongoing to define the most appropriate strategy for introducing the access to credit component. As a result of provision of climate services in 2020 such as dissemination of information on climate and weather risks, more farmers are reporting increases in the use of advisories to make informed livelihood decisions, increases of 71 percent and 62 percent have been reported in Tete and Gaza provinces, respectively.

In Nampula and Zambezia provinces, with support from the Swiss Development Cooperation, WFP continued work on the provision of climate services and insurance technical support, as part of the Innovation for Agribusiness (InovAgro)

project, through partnerships with local insurance companies (Hollard Insurance), extension officers, agro-dealers, and community radios.

Regarding the Green Climate Fund (GCF), the Funded Activity Agreement was signed, and work began on the Subsidiary Agreement with the Government. With the agreements in place, disbursement can occur, and thus, activities can start in 2021 (for five years), allowing for an expansion of the ICRM in Tete province to the districts of Marara and Cahora Bassa.

WFP, with support from ADA, implemented a gender-transformative and nutrition-sensitive, multi-year FFA initiative, reaching 1,500 households in Chemba district of Sofala province for six months (November 2019 to April 2020) with asset creation activities and nutritious food transfers conducted through commodity vouchers. A variety of household and group assets were created during this period, including garbage pits, pit latrines, tippy taps, among others. Transfers and activities resumed in November 2020 for a total of four months. The benefits of the initiative are visible with increases of 5 percent in indicators like Food Consumption Score (FCS) and Food Consumption Score-Nutrition (FCS-N), when compared to the baseline values.

Finally, WFP, with support from the European Union (DEVCO and ECHO), and in close collaboration with the Government, successfully established the first ever drought early warning system for the country, which is now being leveraged to support the triggering of anticipatory actions in the 2020-2021 rainfall season, across the provinces of Tete and Gaza. The planned anticipatory actions could reach 43,500 beneficiaries with food transfers (cash-based) and asset creation that can help prevent and mitigate the impact of drought on food security and livelihoods. The Government of Norway has provided additional support to strengthen the monitoring, evaluation, and learning activities related to this initiative, as well as to grow the contingency funding for the implementation of anticipatory actions.

Activity 2 - Shock-Responsive Social Protection

In 2020, the economic fallout resulting from the COVID-19 pandemic, and the lingering impact of Cyclone Idai significantly increased the demand and use of national social protection programmes. In this context, WFP continued to provide capacity strengthening support to the Ministry of Gender, Children and Social Action (MGCAS) and INAS. On the one hand, WFP's support included technical advice on policy-making and programme design for shock-responsive social protection. On the other hand, WFP supported the Government in the technical implementation of their programmes such as facilitating cash transfer with WFP and its contracted financial service providers.

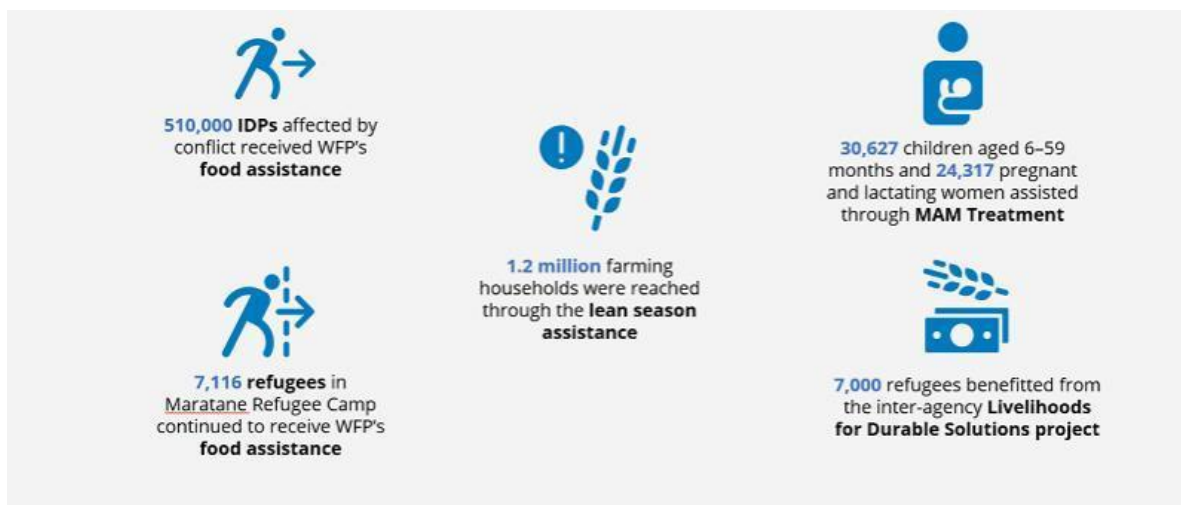
Based on a request from INAS, WFP began work to facilitate the provision of cash transfer for the Government's Direct Social Support – Post-Emergency Programme (PASD-PE), planned to reach more than 12,000 Idai-affected households in Sofala province. The cash transfer is valued at MZN 2,500 (or equivalent to USD 41) per household per month, which is based on the prices of basic food commodities required to meet the minimum nutritional and energy intake. The transfer activities are scheduled to start in January 2021. In addition, WFP facilitated training sessions for 20 staff from INAS on the provision of cash transfers.

The Government has further expanded PASD-PE to address the needs of vulnerable households affected by COVID-19. To support this effort, WFP complement Government's own efforts through collaboration with MGCAS/INAS and UNICEF to reach approximately 105,000 urban- and peri-urban households in Zambezia and Tete provinces through cash transfer valued at MZN 1,500 (or equivalent to USD 24.50) per household per month. This was based on the prices of basic food commodities required to meet the minimum nutritional and energy intake. Distribution of transfers for this programme will also start in January 2021.

Clearly, WFP plays a vital role in supporting the operationalization of the national social protection programmes such as PASD-PE. Therefore, WFP has started to document lessons learned to support the Government in continuing to improve the national social protection programmes. WFP will continue to work closely with UNICEF, the International Labour Organization (ILO) and the World Bank to support MGCAS/INAS on issues related to shock-responsive social protection, particularly in strengthening policy-making and programme design. Lessons will also be gathered through the evaluation that is under preparation jointly with UNICEF.

WFP Gender and Age Marker	
CSP Activity	GAM Monitoring Code
Provide capacity strengthening to prepare for, respond to and recover from weather related shocks to the government at the national, sub-national and community levels.	0
Provide technical assistance to the Government in making social protection programmes shock-responsive and hunger-sensitive.	4

Strategic outcome 02: Shock affected people in Mozambique are able to meet their basic food and nutrition needs during and immediately after a crisis



Conflict-Affected Populations

As a result of the deterioration of the humanitarian crisis in Cabo Delgado as alluded to in the context section, WFP increased its food assistance to Cabo Delgado, Nampula and Niassa provinces from about 18,500 to almost 510,000 conflict affected beneficiaries through in-kind and cash transfer-based assistance. Food assistance increased especially in the southern districts of Cabo Delgado and neighbouring Nampula- and Niassa provinces, where most IDPs fled, as they sought for safety from the intensifying violence. At the same time, some districts in central and northern Cabo Delgado have become inaccessible because of the insecurity and violence and damaged roads/bridges that were the result of localized floods in the first quarter of the year.

In-kind food assistance provided to IDPs consisted of rations that include 333.33 grams of cereals, 66.67 grams of beans, and 30.33 grams of oil per person per day, representing 81 percent of the minimum energy requirements. Where possible, WFP also provided unconditional food assistance through commodity vouchers and value vouchers based on gender and protection, as well as market assessment findings. The districts where assistance is currently provided through value vouchers are Pemba, Montepuez and Balama, while commodity vouchers are provided in Palma. Households receive a value voucher of MZN 3,600 (USD 59) per month, which is based on the market value of the in-kind food assistance basket for an average size of household composed of five members

For those recently displaced, and who are not yet part of WFP's General Food Distribution (GFD) assistance cycle, WFP has provided ready-to-eat Immediate Response Rations (IRR). In 2020, IRRs were provided to 8,020 newly displaced IDPs arriving in Pemba district, 1,500 newly displaced IDPs in Meluco district, and 1,120 newly displaced IDPs in Montepuez district. The IRRs covered 100 percent of the daily requirements for three days.

Lean Season Assistance

Following extensive crop losses and damage of agricultural livelihoods in the beginning of 2019 due to Cyclones Idai and Kenneth, and considering forecasted drought in the southern part of the country, a large 2019/2020 lean season response was implemented by WFP in Mozambique. WFP provided lifesaving and recovery assistance to over 1.2 million people from November 2019 to March 2020 in nine provinces. In March 2020, the last round of distributions of the lean season response had to be temporarily suspended in all locations following the outbreak of COVID-19 in Mozambique, to allow the adjustment of distribution's Standard Operating Procedures for food distributions and provision of training and equipment to partners to be able to comply with COVID-19 prevention measures.

A remote endline survey was conducted after the response finished and found positive changes compared to the baseline survey (from November 2019) for a variety of food security and vulnerability indicators, including the Asset Benefit Indicator, FCS, the Food Expenditure Share, and the reduced Consumption-based Coping Strategies Index (rCSI). Though small, the fact that food insecurity did not deteriorate further is a very good outcome considering the harmful challenges posed on household's livelihoods by the lean season. Food assistance likely had a role to play in this regard, but this cannot be confirmed with certainty. This survey was done remotely because of the COVID-19 'State of Emergency' that was in effect when data had to be collected. This meant questionnaires were reduced in length and

sample sizes had to be cut. As a result, it was not possible to check if differences with the baseline were statistically significant. Moreover, data was only collected for WFP's beneficiaries; no control group data could be collected making it difficult to attribute changes in food security and vulnerability indicators to food assistance.

In response to prolonged and continued food insecurity needs amplified by the economic fallout from regulations imposed to prevent the spread of COVID-19, food assistance continued in various parts of southern and central provinces. This assistance was implemented from July to October 2020 and benefited more than 231,000 people in 23 districts. Assistance was provided against “light” conditionalities for participation in mainly agricultural activities, as part of WFP's Food Assistance for Asset (FFA) programme.

Food insecurity is expected to rise during the 2020-2021 lean season as confirmed by the results of the SETSAN's Integrated Food Security Phase Classification (IPC) analysis published in November 2020, indicating that within the period October to December 2020, 2.7 million people were facing acute food insecurity crisis levels (as per the IPC Phase-3 Category) in both rural and urban areas across the country. This number is expected to increase from January to March 2020 to 2.9 million people. As a result, besides providing assistance to approximately 500,000 IDPs in the north of the country, WFP has started to assist about 480,000 people in 37 southern and central rural districts during the 2020-2021 lean season.

MAM Treatment and Demand Generation

In 2020, the MAM Treatment programme, which is part of the PRN supported by WFP, registered a significant decrease in the number of beneficiaries assisted compared to 2019. Because health facilities are deemed as high-risk contamination sites, the Government defined measures to reduce the number of people allowed to visit the health facility in one time. Therefore, many potential beneficiaries for MAM treatment were not able to access vital nutritional treatment in 2020.

WFP reached 30,627 children aged 6–59 months, with 53 percent girls and 47 percent boys, and 24,317 pregnant and lactating women (PLW) across 320 health centres in six of 11 provinces. The total amount of specialized nutritious foods distributed was 650 mt of Super Cereal for PLW, and 241 mt of Ready-to-use-Supplementary-Feeding to children aged 6–59 months.

The MAM treatment programme supported by WFP was complemented in Sofala and Cabo Delgado provinces with MAM screening and awareness raising of PRN services at community level, referred to as ‘Demand Generation for PRN’ (Geração de demanda para PRN).

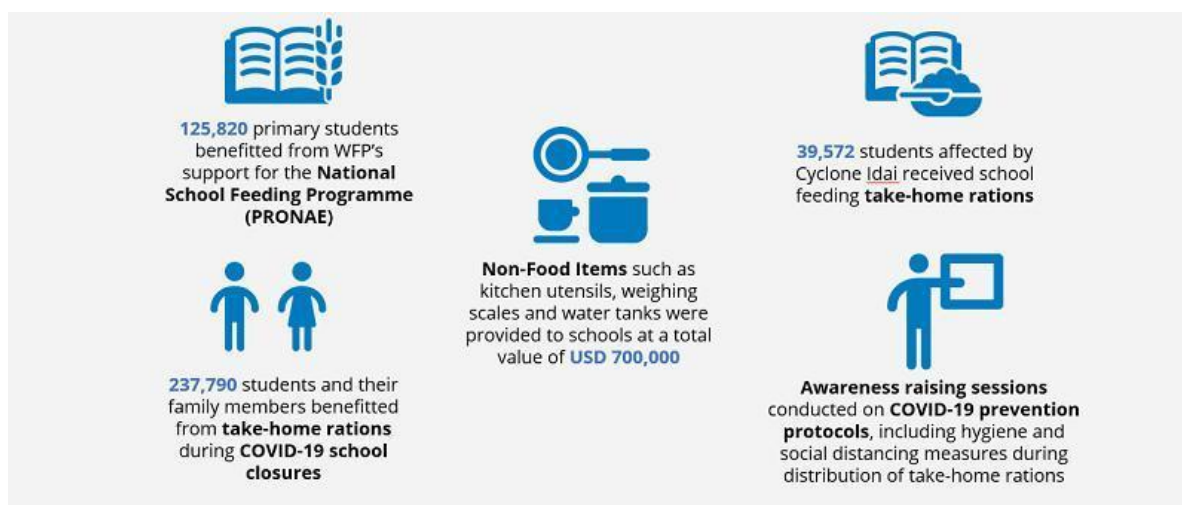
Refugee Response

In 2020, WFP continued to provide unconditional assistance for refugees, in accordance with specific vulnerability criteria, in Maratane camp, Nampula province. By the middle of the year, the numbers of refugees stood at 9,483 (47 percent female), according to the United Nations High Commissioner for Refugees (UNHCR). A planned phased-reduction of food rations, informed by WFP's food security assessment conducted in 2019, was put on-hold due to COVID-19.

In addition, in Maratane camp, a three-year inter-agency Livelihoods for Durable Solutions project in partnership with the National Refugee Support Institute (INAR), UNHCR, FAO and UN-Habitat continued to be implemented. The project covered some 7,000 refugees, helping to improve self-reliance and generate earnings by supporting the cultivation of crops and vegetables, poultry production and other livelihood activities.

WFP Gender and Age Marker	
CSP Activity	GAM Monitoring Code
Provide cash and/or food transfers to vulnerable households affected by crisis.	3

Strategic outcome 03: Children in chronically food insecure areas have access to nutritious food throughout the year.



In 2020, WFP continued its support to MINEDH in the implementation of the National School Feeding Programme (PRONAE), benefiting 125,820 primary students in 41 districts across all 10 provinces.

Furthermore, from March to May 2020, WFP concluded post-disaster assistance (in the aftermath of Cyclone Idai) to 39,572 students in Sofala province through take-home rations delivered in 81 schools most affected by Cyclone Idai, with German (BMZ) funding.

Moreover, WFP school feeding activities in Mozambique expanded to 130 new schools. In Tete province, a new programme supported by Canada was launched in March 2020 to assist 42,853 students in 104 schools in the Districts of Cahora Bassa, Changara, Doa, Marara and Mutarara. The programme provides nutritious meals prepared with locally purchased food, including from smallholder farmers. The programme is also a platform for gender equality and empowerment, education on Sexual and Reproductive Health, and education on Gender-Based Violence (GBV) for students and school communities. In addition, in Nampula province, a new partnership with the Private Sector Company, Nacala Logistics started to support 26,467 students in 26 schools in the districts of Malema, Nacala-a-Velha and Ribaué. This partnership will assist children on primary schools with nutritious meals that include fresh food procured from smallholder farmers, and will also promote gender equality and food and nutrition education among students and school communities. As was the case since 2019, School Feeding programme has been distributed through commodity vouchers. During a time of economic challenges, the commodity voucher modality supports local businesses, and as a result empowers the local economy too, making it a timely and relevant transfer method.

However, 2020 was a markedly unusual year for the Mozambican education system, and educational systems throughout the world, because of the COVID-19 pandemic. In Mozambique, since 23 March 2020, schools throughout the country have been closed. Most primary education grades have only been planned to resume learning on-site in 2021. Over 8.5 million students in more than 15,000 schools – of which more than 80 percent are at the primary level – have been impacted for nearly an entire academic year.

The disruption of educational activities due to school closures had a negative impact not just on children's access to education and protection, but very likely also on their access to nutritious food as school feeding programmes were halted. To ensure continued access to nutritious food for these children, WFP and its partners adapted its on-site school meals to take-home rations. Given the socio-economic shocks faced by families as a consequence of COVID-19 preventive measures, WFP distributed food baskets to beneficiaries of the new programmes supported by Canada and Nacala Logistics, which benefited both students and other family members. PRONAE, however, did not have take-home ration distributions during school closures, meaning that assistance to PRONAE beneficiaries was only provided during the first two months of the school year when schools had not yet closed.

In Tete province, the take-home rations reached 133,690 students and their family members across 104 schools for three months, distributed from June to October 2020. In Nampula province, 104,100 students and their family members across 26 schools received assistance for three months, from September to November 2020. Both distributions in Tete and Nampula provinces were organised in alignment with COVID-19 prevention protocols, including hygiene and social distancing measures, with strong involvement of local education services and school

communities.

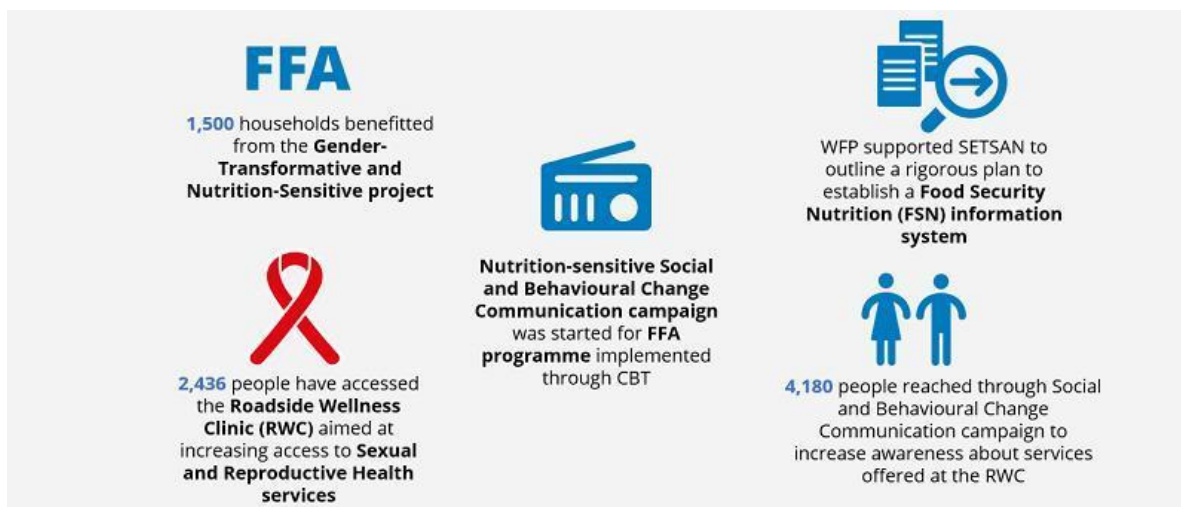
Take-home ration distributions have also acted as a platform for WFP to raise awareness to caregivers on protection risks faced by children during school closures. Considering the evidence that demonstrates how girls are disproportionately affected by exacerbating existing gender-specific vulnerabilities, WFP sensitised caregivers on the specific risks of GBV and early marriage that may subject girls to harm and prevent them from continuing their education. In addition, through its take-home rations, WFP also included key messages related to COVID-19 preventive measures such as the use of face masks in public spaces including distribution sites, frequent handwashing, and maintaining physical distance.

School closures posed challenges for WFP to continue with both its outcome and process monitoring exercises for school meals throughout the year. Out of five outcome indicators included for Activity 4 of its 2017-2021 CSP, WFP was only able to report against one indicator related to the percentage change of enrolment rate. In 2020, the percentage change of enrolment rate in WFP-assisted schools throughout the country stood at 15 percent (17 percent girls). This result highlights a slight improvement in the percentage change of enrolment rate as compared to the previous year. It is important to note, however, this enrolment data was collected for the period of March 2019 up to March 2020, hence not affected by COVID-19.

School closures and restrictions in the organisation of gatherings brought by the 'State of Emergency' negatively impacted capacity strengthening activities addressed at school staff, cooks, provincial and district education services on the management and implementation of on-site school feeding programmes. However, from April onwards, capacity strengthening at the provincial and district levels focused on the provision of take-home rations, to promote the participation of local education services in distributions. At the same time, these activities also built education services' capacities to use take-home rations to respond to crisis and emergencies in the future. Furthermore, WFP provided more than 200,000 units of kitchen utensils, 270 weighing scales, and nearly 500 water tanks to 280 WFP-supported schools valued at more than USD 700,000. Finally, at the national-level, WFP and MINEDH have launched a joint mid-term evaluation on support to PRONAE. The evaluation will be undertaken in 2021 and will inform programme management in the final years of the Russian debt-swap project and beyond. WFP also continued to engage with MINEDH to support its response to COVID-19 through policy dialogue and technical assistance, in collaboration with other education partners.

WFP Gender and Age Marker	
CSP Activity	GAM Monitoring Code
Strengthen the capacity of the government bodies responsible for the national home grown school feeding programme.	1

Strategic outcome 04: Targeted people in prioritized areas of Mozambique have improved nutritional status in line with national targets by 2021



Gender-Transformative and Nutrition-Sensitive Stunting Prevention Project

WFP continued its second year of the three-year (2019 to 2021) GTNS project in Chemba district, Sofala province, funded by ADA. The project targets 1,500 households through an integrated package of FFA creation, Social and Behaviour Change Communication, post-harvest loss management, and food assistance using commodity vouchers. The project aims at strengthening households' climate resilience, diversification of diets and empowerment of women, as these are all key elements to tackle chronic malnutrition (stunting).

In 2020, the first round of assets were completed as part of the FFA programme (latrines, hand washing stations, garbage pits, fruit trees) and in-kind distributions (nutritious basket of fortified maize meal, beans, fortified oil, iodized salt, and eggs) were provided covering 75 percent of household dietary needs. In addition, harvesting technologies were promoted to the smallholder beneficiaries on use of hermetic bags and solar dryers for fruits and vegetables. Additionally, more than 200 community health workers have been trained and SBCC informational sessions on Infant and Young Child Feeding (IYCF) and Malaria Prevention were implemented. Radio spots, live radio shows and "theatre performances" were conducted covering topics of nutrition, gender, and Sexual and Reproductive Health. The project supports the national rehabilitation programme for acute malnutrition (Programa de Reabilitação Nutricional PRN) through awareness raising (demand generation) at community-level by community health workers of PRN services available and prevention of acute malnutrition. Finally, as a part of the impact evaluation of this programme, a baseline survey, gender analysis and a Knowledge, Attitudes and Practices (KAP) study were all finalized in 2020. The final evaluation will be conducted in 2021/22.

Social and Behavioural Change Communication for Nutrition-Sensitive FFA

The lean season response's endline survey conducted in May 2020 showed low results for both the Minimum Acceptable Diet (MAD) of children under-two, and Minimum Dietary Diversity for Women (MDD-W) indicators (8.6 percent and MDDW 26 percent respectively), emphasizing the need to enhance food assistance efforts to increase dietary habits of vulnerable community members in Mozambique. Following these results, and in alignment with ongoing strides to make WFP's programmes more nutrition-sensitive, a nutrition-sensitive SBCC campaign was started for FFA programme implemented through CBT. The campaign aimed to increase dietary diversity and nutritious food choices through media platforms, as well as through the retailers that WFP works with to provide its CBT transfers. This campaign is being piloted in Buzi district, Sofala province during the 2020-2021 lean season response, with a focus on family feeding and dynamics, maternal health and nutrition, IYCF and sanitation and hygiene. Field testing of materials showed that the most impactful platforms for dissemination are Radio Novela's engaging stories and spots, theatre sessions, cooking demonstrations and posters at retailers' sites to convey key messages on each topic. Moving forward, the plan is to incorporate the campaign in all of the GFD and FFA programmes that are implemented through CBT, and to adapt the campaign for in-kind responses, with a focus on the emergency context in Cabo Delgado province.

Food Security and Nutrition (FSN) Information System

Responding to a request from SETSAN, WFP outlined a rigorous plan to establish an FSN information system. The work was divided into two phases: 1) mapping information pathways and existing sectorial data systems, and indicators and; 2) scoping to design a holistic system building on existing structures. These deliverables were finalized in mid-2020.

The work is part of crucial capacity strengthening support that is provided, so SETSAN can fulfil its mandate to ratify legislation proposals, policies, strategies and plans related to FSN. The establishment of the system is timely as it supports SETSAN to impact on policy making and legislation in Mozambique through the recent establishment of the National Council of Food Security and Nutrition (CONSAN).

HIV Programming

In Mozambique, WFP chairs the HIV in Emergencies technical working group within the UN Joint Team on AIDS (UNJT). In face of the COVID-19 pandemic and the ongoing conflict in Cabo Delgado province, WFP led the elaboration of the UNJT humanitarian HIV response plan.

In support of the Government of Mozambique, with UNAIDS funding, WFP began implementing a project in the Beira transport corridor in June 2020 – a Roadside Wellness Clinic (RWC) in Manica province – aimed at increasing access to mobile populations (truck drivers, female sex workers and adolescents) to Sexual and Reproductive Health services such as HIV/TB prevention and treatment. To date, 2,436 people have accessed the RWC for various services including HIV testing and screening of sexually transmitted infections. The project has reached 4,180 people through SBCC interpersonal communication (94 percent women). A radio spot was produced as a part of the project to increase awareness about services offered at the RWC and aired on community radio. In total, 46 government officials and implementing partners were trained to reinforce their capacities in implementing this type of intervention. The project is COVID-19 sensitive, offering screening and referrals of suspected cases at the clinic.

In addition, in response to Cyclone Kenneth that made landfall in April 2019, WFP implemented a joint project with International Organization for Migration (IOM) from August 2019 to April 2020, supporting affected people living with HIV (PLHIV) in five districts of Cabo Delgado province through the One-UN funding. Activities included promotion of existing HIV/TB services at institutional and community levels, HIV testing and referral at household level and the provision of specialised nutritious foods to PLHIV, PLW and children under five. In total, 3,587 PLW were tested for HIV, of which 203 from the community were referred to HIV care. The project included a communication component through which HIV/TB videos and radio spots were aired to promote debates on project topics. This activity reached 10,275 people.

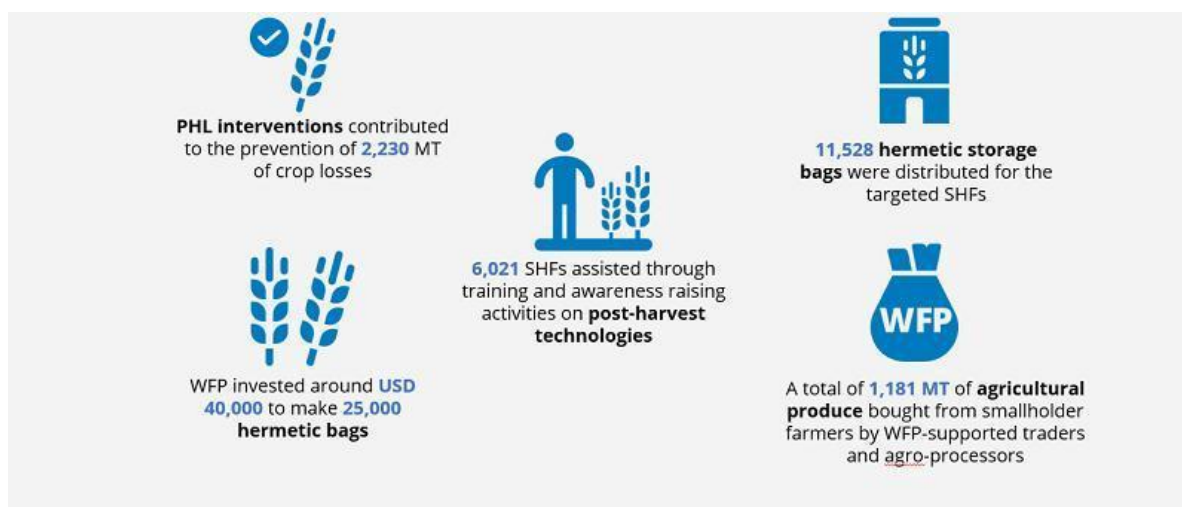
In terms of communications, four videos were produced about WFP's HIV programming related to HIV and Malnutrition. Community radio involvement also took place on HIV programming, HIV in Emergencies, as well as the HIV emergency responses by WFP in Mozambique in 2019.

Scaling Up Nutrition (SUN) Business Network (SBN)

In Mozambique, WFP co-chairs the SUN Business Network in Mozambique, which aims to mobilize private sector engagement and investment to increase access to healthier diets, and therefore plays a key advocating role in Mozambique for the promotion of nutrition and health. In 2020, WFP among others participated in a joint webinar on food systems in the context of COVID-19, with a special focus on trends of food prices. Moreover, extensive technical and strategic support was provided in the development of a new Mozambique SBN strategy for 2021-2024.

WFP Gender and Age Marker	
CSP Activity	GAM Monitoring Code
Provide capacity strengthening and technical assistance to government entities implementing the national strategy to combat stunting and micronutrient deficiencies.	4

Strategic outcome 05: Targeted smallholder farmers in northern and central Mozambique have enhanced livelihoods by 2021.



Thanks to contributions made by the Cartier Philanthropy, Government of Japan and ADA, WFP, under Strategic Outcome 5, Activity 6, implemented the Zero Post-Harvest Loss Initiative (ZPHL) in Tete province, The Virtual Farmers Market (VFM) project in Nampula province and the post-harvest loss (PHL) component of the Gender-Transformative and Nutrition-Sensitive project in Sofala province. These activities aim to improve post-harvest management through: 1) technology promotion such as use of techniques for food conservation through hermetic technologies for storage of grains and solar dryers for fruits and vegetables at smallholder farmers (SHFs) level, 2) capacity development of local market's actors, 3) improving SHF's market integration, and 4) policy advocacy. Despite some delays in implementation caused by the restrictions imposed by the COVID-19 pandemic, WFP was able to carry out the above-mentioned activities according to plan.

Across all activities, WFP's support was fundamental for the targeted SHFs to address post-harvest losses, which contributed to the availability of safe and healthy food throughout the year, and created surplus produce to sell when the prices were favourable, resulting in targeted SHFs having improved livelihoods and food security and nutrition indicators. It is estimated that the PHL interventions contributed to the prevention of 2,230 mt of crop losses in the targeted project areas.

The ZPHL initiative that was implemented in Tete province with support from Cartier Philanthropy aim at helping farmers reduce post-harvest losses at household level, while fostering market integration for SHF by facilitating linkages to stable markets such as schools. Through this project, WFP has been able to pilot and test a new model for the promotion and adoption of post-harvest technologies. In doing so, in 2020, WFP assisted 6,021 SHFs through training and awareness raising activities.

Post-Harvest Loss Management (PHLM) practices, were complemented with the broadcasting of 10 radio debates, 81 radio programmes and 1,573 radio spots. In addition, a total of 11,528 hermetic storage bags were distributed for the targeted SHFs. Moreover, WFP helped to expand the coverage and distribution network of hermetic bags to rural areas by providing credits to 43 agro-dealers and seven farmer organisations in the targeted project areas. In total, WFP invested around USD 40,000, which helped to make 25,000 hermetic bags which farmers were able to purchase from supported agro-dealers in the targeted project areas. This activity was complemented by a training on hermetic bags of the agro-dealers based in the targeted project areas. Furthermore, with regard to policy advocacy, WFP continued its support for the development of the National Strategy for Post-Harvest Management, led by MADER, and extended capacity strengthening activities to Government staff through a Training of Trainers to 19 public extension workers.

The ZPHL initiative also had a component of linking the post-harvest loss activities with integrating the SHF into markets, including institutional buyers such as schools for school feeding programmes. Farmers were able to use the hermetic bags to safely store their agricultural crops to sell products during the lean season when the prices are favourable. A total of 1,181 mt of agricultural produce were effectively bought from smallholder farmers by WFP-supported traders and agro-processors, including to schools covered by the school feeding programmes and retailers participating in related WFP's food assistance activities. As a result, SHFs did not only benefit from having increased access to stable and nutritious food throughout the year but also from better access to profitable markets,

which is estimated to help improve their income by 35 percent.

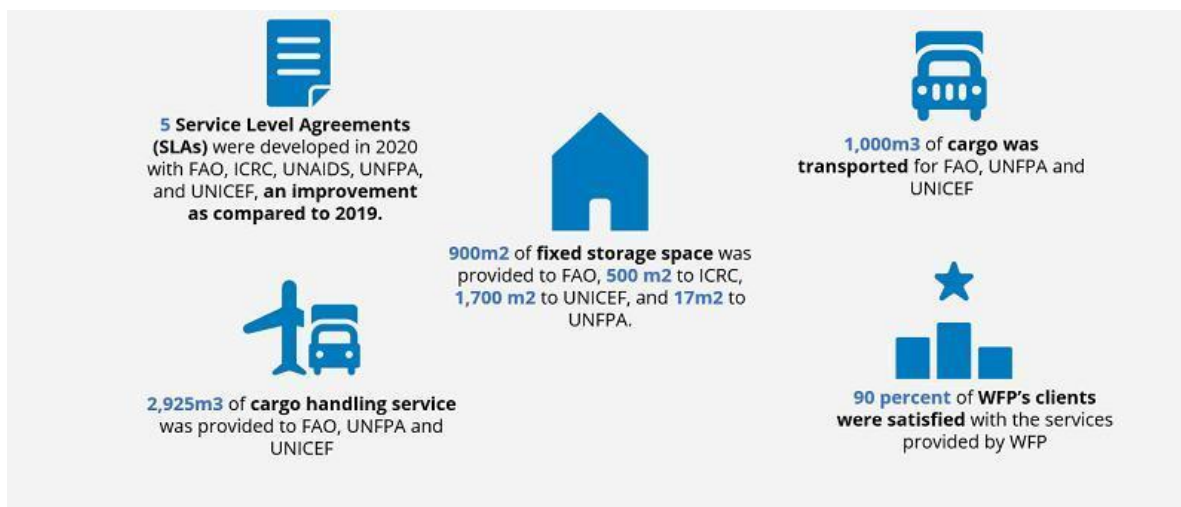
WFP's PHLM interventions are also part of the Gender-Transformative and Nutrition-Sensitive project, which aim to strengthen food and nutrition security and livelihoods in Chemba district, Sofala province. As part of this work, 15 public extension agents from District Services for Economic Activities (SDAE) of Chemba district were trained on PHLM, focusing on the use of hermetic bags. These extension agents, in turn, were able to train 1,500 households. Each household received three hermetic bags, resulting in 4,500 hermetic bags being distributed. In addition, 650 solar dryers were purchased and distributed to the targeted communities and nine local artisans were trained to be able to produce these dryers for their communities. Additionally, WFP provided training to nine Government and partner staff on egg conservation techniques and grains fermentation. Awareness raising was done through community radio resulting in 385 radio spots and seven radio debates being broadcasted.

In addition, in 2020, WFP began to implement the VFM project in Nampula province, which aim to strengthening market linkages for SHFs. Results from the baseline survey conducted this year indicated that extension services in the targeted areas cover 40 percent of the SHFs and only 27 percent of farmers have access to improved inputs. Furthermore, only 28 percent of the participants interviewed reported to have access to market information. The VFM digital platform that is being established will not only link farmers to markets, but will also enable farmers to access vital information on agricultural practices, climate information, market prices and nutrition information, complementing the climate extension services that area already provided by WFP and implementing partners under WFP's Strategic Outcome 1, Activity 2. Implementing partners include a local NGO based in Nampula province and the SDAEs of Malema and Ribaue districts. In collaboration with the SDAEs of respective districts, a mapping and selection of project beneficiaries was carried out in 2020, and 2,070 farmers (44 percent women) belonging to 85 farmer organisations were selected in both districts. In parallel, the platform was piloted and feedback from potential users was collected for further adjustments. Although the project is still in its initial phase, 922 farmers from 35 farmer associations were already supported in Malema district to aggregate and sell 418 mt of maize. As part of the implementation, a meeting with the main donor for this project, Japan International Cooperation Agency (JICA), was held in order to discuss and establish synergies with other initiatives in the targeted areas, including the use of an extension approach to Smallholder Horticultural Empowerment and Promotion, which aims to improve SHF's productivity. Official meetings were also held with local Government and other relevant stakeholders in the agricultural value chain in Nampula, Malema and Ribaue districts to present the launch of the VFM project.

Finally, in 2020, WFP managed to get the Beyond Cotton project signed by all relevant parties in Mozambique, including the Mozambique Institute of Cotton and Oilseeds of MADER, for implementation in Tete and Manica provinces. This project is a WFP-facilitated South-South and triangular cooperation initiative between Mozambique and Brazil supported by the WFP Centre of Excellence against Hunger in Brazil and the Brazilian Cooperation Agency with the objective to increase production, local income and food and nutrition security for SHFs.

WFP Gender and Age Marker	
CSP Activity	GAM Monitoring Code
Enhance the aggregation, marketing and decision-making capacities of smallholder farmers, with focus on women.	3

Strategic outcome 06: Humanitarian and development partners in Mozambique are reliably supported by efficient and effective supply chain and ICT services and expertise.



In 2020, WFP continued to play a central role in the provision of supply chain services for humanitarian and development partners. Five Service Level Agreements (SLAs) were developed in 2020 with the Food and Agriculture Organisation (FAO), the International Committee of the Red Cross (ICRC), UNAIDS, the United Nations Population Fund (UNFPA), and UNICEF, an improvement as compared to 2019.

Through these SLAs, over 900m² of fixed storage space was provided to FAO, 500 m² to ICRC, 1,700 m² to UNICEF, and 17 m² to UNFPA. In addition, handling services of 2,925 m³ of cargo was provided to FAO, UNFPA and UNICEF, including off-loading and loading. Approximately 1,000 m³ of cargo was transported for FAO, UNFPA and UNICEF. Finally, custom clearance service was provided for UNAIDS.

In addition to above, through a cost sharing Memorandum of Understanding (MoU), WFP Mozambique also facilitated the reception, handling and transportation of 48,131 mt of mixed commodities to Zimbabwe, Malawi, Nigeria, Madagascar, Eswatini and Angola

A user satisfaction survey indicated that 90 percent of WFP's clients were satisfied with the services provided through Strategic Outcome 6, Activity 7. This is an increase compared with the previous year result at 75 percent. It should also be noted that in the survey, partners consistently highlighted that they considered WFP's services to be useful, reliable, of high quality and good value for money.

In addition, in April 2020, WFP launched a Retail in a Box pilot project in Masquil Alto 1 and 2 Resettlement Centers in Guara Guara locality, Buzi district, Sofala province. This pilot initiative successfully engaged three retailers to construct shops with their own funds inside resettlement centers with capacity strengthening from WFP. These shops started to assist beneficiaries in November 2020. The Retail in a Box project had helped to reduce beneficiaries' burden of walking 5 km or longer distance to redeem their value vouchers. Over 2,000 households have benefitted from the Retail in a Box initiative.

Finally, in response to the escalating tensions in Cabo Delgado province and the increase of IDPs, WFP conducted a logistics Concept of Operations (CONOPS) exercise in October 2020 on the back of the developing situation in Cabo Delgado province. This exercise was aimed to step up its preparedness efforts. The CONOPS exercise resulted to a formulation of possible response activities, potential entry points for ports and airports, humanitarian staging areas, multi-model supply chain corridors (air, land and sea), forward operating basis, and last-mile logistic considerations.

WFP Gender and Age Marker	
CSP Activity	GAM Monitoring Code
Provide supply chain services for humanitarian and development partners	0

Strategic outcome 07: Government and humanitarian partners in Mozambique have access to effective and reliable services during times of crisis.



WFP CSP's Strategic Outcome 7 was specifically created to facilitate WFP's work in responding to a Level-3 Emergency created by the Tropical Cyclones Idai and Kenneth. There are four Activities (8-11) which falls under Strategic Outcome 7 including Activities related to the United Nations Humanitarian Air Service (UNHAS) and the activation of the global, multi-agency Logistics and Emergency Telecommunications 'Clusters' to coordinate the relief efforts. Although the emergency response work related to Cyclones Idai and Kenneth was phased out in 2019, work by the Humanitarian Country Team's (HCT) Logistics Cluster continued in 2020 (under Activity 8; meanwhile, Activities 9 and 11 were dormant in 2020) related to the capacity strengthening support for INGC on emergency preparedness and response.

Capitalizing from the MoU signed with INGC in 2019 to strengthen the Government's disaster preparedness and response capacities, two national-level workshops were conducted in 2020. These workshops resulted in the finalisation of a pivotal National Plan of Action on Mozambique's logistical needs related to disaster preparedness and response. In June 2020, the National Plan of Action was endorsed by the Director of INGC formalising the Government's own commitment to the implementation of predefined activities including the Logistics Response Training (LRT); a flagship global training course offered by the Logistics and Emergency Telecommunications Clusters.

In addition, in the context of increased instability in the north of the country in Cabo Delgado province, WFP supported INGC and the provincial authorities to conduct the first-ever Gaps and Needs Evaluation (GNE) exercise for Cabo Delgado province in February 2020. This exercise resulted in the production of a vital GNE report and physical access map on otherwise inaccessible areas, as well as the 'Who does What, Where and When' (4W) Matrix, and contact list of key partners and local authorities.

WFP also supported INGC in continuing to co-lead the Logistics Working Group's weekly meetings with relevant Governmental partners, UN, NGO and private sector stakeholders. These meetings have been instrumental to enable the members of the Working Group to share and coordinate key issues related to logistics preparedness, as well as to resolve urgent issues related to the importation of goods in response to COVID-19, for example the importation of the PPE for Government and aid agencies. Furthermore, WFP supported INGC to produce a Situational Report in the aftermath of the lean season in 2019/2020. WFP contributed through providing a chronogram with vital information related to the logistics preparedness and response activities in country, pertinent for this Situational Report.

Moreover, the COVID-19 pandemic created many challenges in 2020 but it also underscored the role that WFP plays in ensuring the delivery of vital services such as storage, handling, transport, and custom clearance. WFP has been strongly involved to support the opening of the humanitarian corridor in Mozambique to bring the necessary aid into the country from the regional hubs (under Activity 10). In May 2020, following a formal authorization given on 15 May by the President of Mozambique, Filipe Nyusi, a flight clearance request to operate humanitarian flights was submitted to Civil Aviation Authorities, and on 17 June, a blanket authorisation was granted by the Ministry of Transport and Communications (MTC). The first humanitarian flight arrived in Mozambique on 23 June and since then, two flights per week have been operated between Johannesburg-Lilongwe-Maputo. This is part of WFP's Global Passenger Air Services (GPAS).

Cross-cutting Results

Progress towards gender equality: Improved gender equality and women's empowerment among WFP-assisted population

Mozambique ranked 142 of 162 countries in the 2018 Gender Inequality Index. Among some of the dire challenges faced by women and girls include limited access to education with 49.4 percent of women being illiterate compared to 27.7 percent of men. Access to sexual, reproductive and maternal health services is also limited. Further issues include high prevalence of GBV and early marriage with one out of two girls married before the age of 18, with 40 percent of girls giving birth to their first child before the age of 18. Furthermore, 11 percent of women and adolescent girls in Mozambique are HIV-positive.

In 2020, the food security and vulnerability outcome indicators showed that households headed by men tend to fare better than households headed by women. Relatively more households headed by men have an Acceptable FCS, and households headed by men were also found to consume better protein- and iron-rich foods. In addition, the rCSI and Livelihood-based Coping Strategies Index (LCSI) are also higher among households headed by women which suggests that women have to resort to negative coping strategies sooner than men such as borrowing and reducing quantities of food among adults to ensure children eat enough, spending their savings, etc.

Against this context, WFP works actively to ensure its programmes are gender-transformative. The gender component of WFP's work is manifested among others through Social and Behavioural Change Communication and gender-sensitive targeting of beneficiaries, such as through meeting the minimum proportion of women members in food assistance decision-making entities. This year, 50 percent participation of women members was ensured across all community committees for food assistance. In addition, between 29 to 39 percent of households receiving food and voucher transfers surveyed by WFP in 2020 stated that women made decisions on the use of food assistance, and between 34 to 38 percent stated that decision is shared among women and men.

Throughout the course of WFP's CSP 2017-2021, MAM Treatment and SBCC efforts on malnutrition rehabilitation services among PLW and children aged 6-59 months, as well as on HIV-related information, have been rolled out. In 2020, the Gender-Transformative and Nutrition-Sensitive project was implemented in Sofala province, reaching 7,500 individuals, aiming to empower women and adolescent girls to improve nutritional outcomes and reduce stunting among children in the context of a changing climate. The programme is based on an FFA approach "topped up" by capacity strengthening to reduce post-harvest losses and Social and Behavioural Change Communication approaches including gender dialogue clubs consisting of weekly sessions for men and women participants, who are exposed to activities that facilitate critical thinking around gender norms.

In 2020, WFP achieved its gender-ratio target for female staff among its workforce at 39 percent. This is an improvement from 2015, where female staff only represented 33 percent of WFP's staff. Efforts to improve gender parity of WFP's workforce in Mozambique are expected to enable a working environment that is conducive to a diverse workforce, which will help improve WFP's capacity to better serve the Mozambican population.

Protection and accountability to affected populations: Affected populations are able to benefit from WFP programmes in a manner that ensures and promotes their safety, dignity and integrity. Affected populations are able to hold WFP and partners accountable for meeting their hunger needs in a manner that reflects their views and preferences

The efforts related to beneficiary protection in the context of WFP's food assistance includes designing and carrying out food assistance activities that do not increase the risks faced by the crisis-affected populations receiving assistance. Beneficiary protection is a central part of WFP's response, particularly for the Internally Displaced Populations (IDPs) in Cabo Delgado province. In 2020, over 510,000 people were displaced to Pemba, surrounding districts and Nampula province. The impact of conflict and climatic shocks with an already high level of vulnerabilities in the province including poverty, heightened the protection risks as large numbers of people are moving out of insecure locations in search of safety, and to access basic needs of food, water and shelter. Women and children are at particular risk of exploitation and abuse.

The escalation in violence has also impacted humanitarian assistance when people need it the most. Access to people affected was hindered in 2020, and humanitarian organizations are facing significant challenges to operate and reach those who need assistance; due to the insecurity, infrastructure and/or administrative challenges. Several attacks have been reported over the last few months on the northern district capitals such as Mocimboa da Praia, Quissanga, Muidumbe and Macomia districts, forcing many humanitarian actors to temporarily relocate from vital hub locations into the southern districts of Cabo Delgado province. This has reduced the ability to assess and respond to the rising needs. At the same time, transport is incredibly challenging throughout the province, as roads and infrastructure are in poor condition, and remain damaged after Cyclone Kenneth struck in 2019.

In September 2020, WFP successfully lobbied for an Emergency Food Security Assessment (EFSA) and Emergency Needs Assessment (ENA) to be conducted, alongside SETSAN, in major parts of Cabo Delgado province to provide insights into urgent needs of conflict-affected population, including the host population. WFP alongside humanitarian partners ensured the availability of life-saving humanitarian assistance including food for IDPs.

In 2020, WFP continues to make use of the newly introduced corporate indicators related to beneficiary protection. In order to monitor the implementation of protection mainstreaming measures across its programmatic activities, WFP conducted regular process monitoring activities, including through distribution monitoring. In total, more than 400 interviews were conducted by WFP's Field Monitors for the process monitoring exercise during the year. The process monitoring enabled WFP to review aspects such as the location and timing of its food distributions, the extent to which special needs of vulnerable groups were taken into account in distributions and FFA programming, as well as the manner in which beneficiaries were treated by cooperating partners, financial service providers and retailers.

WFP's process monitoring exercises concluded that 99 percent of the households that received WFP's food assistance were able to access assistance without safety challenges while 99 percent also stated that the assistance was dignified. In addition, 94 percent of beneficiary households stated they had unhindered access to WFP programmes

WFP Mozambique launched Linha Verde da Resposta a Emergencia 1458, the inter-agency toll-free hotline in May 2019 as a key contribution to AAP in Mozambique. In addition to using Linha Verde 1458, WFP has ensured that all partners are committed to applying AAP approaches through active community consultation and facilitation of multiple CFMs including establishing and training community committees for food assistance, and making suggestion boxes and helpdesks available on distribution days. The implementation of the CFMs has successfully facilitated a two-way communication between affected population and humanitarian responders to improve assistance, identify gaps in services, and facilitate the urgent handling of protection cases, including Sexual Exploitation and Abuse (SEA).

Capitalising from the initial success of Linha Verde 1458, the hotline was endorsed by the HCT/UNCT as the central reporting mechanism for SEA in Mozambique and agencies agreed to an inter-agency cost-sharing approach for the continued operation of the hotline service from May 2020 to May 2021 with WFP covering 60 percent of the operational costs, and with UNHCR, UNFPA, UNICEF, UNDP, IOM and FAO contributing the remaining 40 percent. This approach has strengthened engagement of humanitarian partners in awareness raising of the service and timely action to address issues. Linkages to protection referral pathways have also been strengthened.

By November 2020, a total of 16,535 cases (85 percent of which were resolved) had been registered for 2020. However, women's use of the service remains low, at 16 percent. WFP continues to work with its cooperating partners and members of the HCT to improve accessibility of the mechanism to women, and to communities in more remote areas.

Following the COVID-19 outbreak, food security related cases reduced to 30-40 percent of monthly cases, continuing to relate to changes in transfer modalities from in-kind to cash/vouchers and beneficiary targeting and registration including reports against local leaders being involved in fraud or corruption at the community level. Moreover, around 50 percent of cases consist of information requests regarding the evolution of the COVID-19 pandemic. WFP partnered with MISAU to provide training for call operators on COVID-19 and establishing a referral pathway for suspected infections. In addition, Linha Verde 1458 operationalised an outgoing SMS service from May 2020, reaching over 76,000



people, to remind users of the hotline service and raising awareness of COVID-19 prevention measures and GBV.

As the year progressed, use of the hotline service expanded significantly in the conflict-affected north of the country, providing vital information, facilitating WFP's ongoing engagement with the Government on humanitarian access and strengthened accountability in the registration of displaced families. WFP and Linha Verde 1458 continue to work with Government and humanitarian partners to identify correct responses to common issues, referring cases to sectoral focal points for action as relevant.

The result of WFP's outcome survey in 2020 referred to 84.2 percent of households stating that they were duly informed about the assistance they received. In addition, over 67 percent of WFP's CSP Activities are either covered by Linha Verde or other CFM mechanisms such as suggestion boxes.

Environment: Targeted communities benefit from WFP programmes in a manner that does not harm the environment

WFP Mozambique first started with environmental and social impact screening in 2019 for the Integrated Climate Risk Management (ICRM) project in Chokwe and Chibuto districts of Gaza province and Changara district of Tete province. This sort of screening was in fact a requirement from the Green Climate Fund, which is one of the donors to this project.

In 2020, the screening was expanded to WFP's largest activity: Activity 3 related to emergency response and early recovery. The screening allows WFP to assess whether a proposed activity poses the risk of causing unintended harm to the environment or people (beneficiaries or others).

During the year, Environmental and Social Risk Analysis (ESRA) training sessions were provided to cooperating partners, helping to ensure compliance to the requirement for environmental risk screening across all FFA project sites.

These ensured that for all 19 Field Level Agreements (FLAs) related to the 2020-2021 lean season response, environmental risk screening exercises, were conducted. In total, 42 percent of all FLAs, Letter of Understanding (LoUs), MoUs, and SLAs for Mozambique CSP Activities were screened for environmental and social risks. Please note that this figure cannot really be compared with the 2019 figure as a revised corporate methodology was introduced in 2020 for the calculation of this indicator.

WFP conducted a data collection exercise of its facilities to assess the environmental footprint, despite challenges posed by the COVID-19 pandemic. Standard procedures were set to reduce and manage waste from the use of disposable PPE during the pandemic, including through the procurement of portable efficient incinerators. The use of these incinerators allowed for safe disposal through controlled combustion where needed. A number of other interventions were also implemented on WFP facilities aiming at reducing the carbon footprint of the operation. These interventions include the retrofitting of the entire lighting system, switching from fluorescent lights to energy-efficient LED lights and adding motion sensors in the corridor areas of the new country office premises. In addition, the external security lighting system is now consisting of a mix of LED flood light projectors and LED lights. Furthermore, an energy-efficient ventilation system was installed, enabling natural ventilation. This has allowed WFP to reduce the energy consumption of its air-conditioning system. Moreover, a solar boiler system was also installed in one of WFP compound-based houses as a pilot for future installation of the system in all of the houses, which would allow to move from grid electricity to solar energy as the main power supply for heat water production at the site. Finally, the compound generator system was also installed through an automatic transfer switch to automatize the generator function and minimize its running time.

Data Notes

CSP Financial Overview

The Immediate Response Account (IRA) is WFP's life-saving funding facility, which allows WFP to rapidly respond to emergencies. IRA-financed assistance can be deployed within 24 hours of the onset of a crisis

Strategic outcome 01

Output Results: Due to the State of Emergency being put in place by the Government of Mozambique as a result of COVID-19, implementation of training for the use of drones was delayed.

The beneficiaries reached reflected in the output data table for Activity 2 consist of beneficiaries from the FFA intervention implemented as part of the Gender-Transformative and Nutrition-Sensitive project cutting across activities 2 (climate-resilience) and 5 (stunting prevention). Meanwhile, unreached beneficiaries are all related to delays in the start of the implementation of ICRM project, specifically on payment of insurance premiums, Anticipatory Action Plan (AAR) project, as well as delays in the cash-based transfer for the National social protection programme (PASD-PE) for the COVID-19 response

Outcome Results: The implementation of climate-adaptation and resilience building work under Strategic Outcome 1, Activity 2 has just begun in 2019. Therefore, the outcome indicator values collected in 2019 were considered as baseline values. In addition, the outcome indicator value of "Proportion of the population in targeted communities reporting benefits from an enhanced asset base" has just started to be collected in 2020. Hence, the 2020 value should be considered as baseline value.

Outcome Results: The outcome indicator "number of national food security and nutrition policies, programmes and system components enhanced as a result of WFP capacity strengthening (new)" is a newly introduced indicator. Therefore, the 2019 value was considered as baseline value.

Households plan strategically for facing risks associated with food security. Choosing a particular set of coping strategies depends on a number of factors including the types of crisis households face and options available. Often, poor households risk future income generating capacity for maintaining current food consumption. In this case, majority of the households seemed to have taken more of reduced consumption-based coping strategies (rCSI) and livelihood-based coping strategies (LCSI), particularly crisis coping strategies to deal with crisis, which explains the high rCSI and crisis LCSI among these households. Once options of reduced consumption and least severe livelihood coping strategies (stress level) had been exhausted, farming households would tend to rely on divestment of assets of livelihood based coping strategies at crisis and emergency levels, e.g. selling productive assets, harvesting immature crops, consuming seed stocks, spending savings, borrowing money and selling the last female animals

GaM Codes: The GaM Code is calculated based on the extent to which gender and age are integrated throughout the design and implementation of the CSP. GaM code 4 indicates that gender and age are fully integrated.

Strategic outcome 02

Outcome Results: Some of the outcome indicators under Strategic Outcome 2, Activity 3 were collected for the first time in 2019. Therefore, the values under these indicators were considered as baseline values.

GaM Codes: The GaM Code is calculated based on the extent to which gender and age are integrated throughout the design and implementation of the CSP. GaM code 3 indicates that gender is fully integrated.

Where output planning figures are smaller than actual figures for creation of assets, these are due to the prioritization of emerging needs of the targeted populations.

Due to a Pellagra outbreak since May 2019 (when the first cases were identified), WFP supported MISAU to provide supplements as part of the Pellagra treatment and prevention. The number of beneficiaries reported under Prevention of micronutrient deficiencies was a spill-over of distributions planned in 2019

Strategic outcome 03

COVID-19 school closures posed challenges for WFP to continue with both its outcome and process monitoring exercises for school meals throughout the year. Out of five outcome indicators included for Activity 4 of its 2017-2021 CSP, WFP was only able to report against one indicator related to the percentage change of enrolment rate.

Outcome Results, Enrolment rate: Enrolment rate was only collected in 2019. Therefore, the outcome values in 2019 were considered as baseline values.

GaM Codes: The GaM Code is calculated based on the extent to which gender and age are integrated throughout the design and implementation of the CSP. GaM code 1 indicates that gender or age is not fully integrated.

Strategic outcome 04

The MDD-W results from a sub-sample of 332 women of reproductive age, out of which only 45 met the needs for a minimum diet (consumed 5 food groups or more based on a 24-hour recall period), which is equal to 14%. This represents a decrease compared to the value of 26% that was observed in May 2020 (from a similar sample of 303 women)

Outcome Results: Two outcome indicators "proportion of children 6–23 months of age who receive a minimum acceptable diet" and "Minimum Dietary Diversity – Women" were only monitored in 2019. Hence, the outcome indicator values were reported as baseline values in 2019.

Outcome Results: The outcome indicator "number of national food security and nutrition policies, programmes and system components enhanced as a result of WFP capacity strengthening (new)" was newly introduced in 2019.

GaM Codes: The GaM Code is calculated based on the extent to which gender and age are integrated throughout the design and implementation of the CSP. GaM code 4 indicates that gender and age are fully integrated.

Strategic outcome 05

Outcome Results: The food security outcome indicators were only collected in 2019. Therefore, the 2019 values were entered as baseline values in the outcome data table. This is the same with "rate of smallholder post-harvest losses outcome indicator."

GaM Codes: The GaM Code is calculated based on the extent to which gender and age are integrated throughout the design and implementation of the CSP. GaM code 3 indicates that gender is fully integrated.

Strategic outcome 06

Output indicator C.6*.1 for CBT platform relates to the Retail in a Box project which consist of two capacity strengthening modules, four communication videos, three success stories, and a retail visibility kit. These deliverables will be produced in 2021.

Progress towards gender equality

The Gender-Transformative and Nutrition-Sensitive project's baseline evaluation was conducted in 2020, and finalised in early 2021.

Values for cash under indicator "Proportion of households where women, men, or both women and men make decisions on the use of food/cash/vouchers, disaggregated by transfer modality", cannot be included because we did not have enough data available for this group of households receiving cash during the outcome survey

Protection and accountability to affected populations

Outcome Results: The indicators "proportion of targeted people having unhindered access to WFP programmes" and "proportion of targeted people who report that WFP programmes are dignified" were newly collected in 2019. Therefore, the 2019 values were considered as baseline values.

Environment


Beginning in 2018, Environmental and Social Impact Screening will be applied to asset creation activities. Screening is also mandatory for all GCF and Adaptation Fund proposals. Based on experience gained, screening is expected to extend to other WFP activity categories in the future, including construction work. The country office is reporting this indicator for the first time in 2019.

2020 Overview

For the 2020 reporting period, disability data has been collected using a variety of approaches, according to the existing needs, capacity, and experience of various WFP activities and operational contexts. Moving forward, as part of the 2020 Disability Inclusion Road Map, WFP will be building on this experience to mainstream and standardise disability data collection methodologies, aligning with international standards and best practices.

Figures and Indicators

WFP contribution to SDGs

 SDG 2: End hunger, achieve food security and improved nutrition and promote sustainable agriculture											
WFP Strategic Goal 1: Support countries to achieve zero hunger						WFP Contribution (by WFP, or by governments or partners with WFP Support)					
SDG Indicator	National Results					SDG-related indicator	Direct				Indirect
	Unit	Female	Male	Overall	Year		Unit	Female	Male	Overall	
Prevalence of undernourishment	%			27.9	2018	Number of people reached (by WFP, or by governments or partners with WFP support) to improve their food security	Number	746,240	688,836	1,435,076	
						Number of people reached (by WFP, or by governments or partners with WFP support) in the context of emergency and protracted crisis response	Number	610,765	661,663	1,272,428	
Prevalence of moderate or severe food insecurity in the population, based on the Food Insecurity Experience Scale (FIES)	%			68.8	2018	Number of people reached (by WFP, or by governments or partners with WFP support) in the context of emergency and protracted crisis response	Number	610,765	661,663	1,272,428	
						Number of people reached (by WFP, or by governments or partners with WFP support) to improve their food security	Number	746,240	688,836	1,435,076	
Prevalence of malnutrition among children under 5 years of age, by type (wasting and overweight)	% over eight			7.8	2012	Number of people reached (by WFP, or by governments or partners with WFP support) with interventions to prevent and treat malnutrition (moderate acute malnutrition)	Number	10,022	9,252	19,274	
						Number of people reached (by WFP, or by governments or partners with WFP support) with interventions to prevent and treat malnutrition (micronutrient programmes)	Number	23	21	44	

Prevalence of malnutrition among children under 5 years of age, by type (wasting and overweight)	% wasting			6.1	2011	Number of people reached (by WFP, or by governments or partners with WFP support) with interventions to prevent and treat malnutrition (moderate acute malnutrition)	Number	10,045	9,273	19,318
						Number of people reached (by WFP, or by governments or partners with WFP support) with interventions to prevent and treat malnutrition (micronutrient programmes)	Number	23	21	44
Prevalence of stunting among children under 5 years of age	%			42.9	2012	Number of people reached (by WFP, or by governments or partners with WFP support) with stunting prevention programmes	Number	85,800	79,200	165,000
Average income of small-scale food producers, by sex and indigenous status	US\$			3,123.23	2015	Number of small-scale food producers reached (by WFP, or by governments or partners with WFP support) with interventions that contribute to improved incomes	Number	9,267	8,555	17,822
Proportion of agricultural area under productive and sustainable agriculture	%			13	2017	Number of people reached (by WFP, or by governments or partners with WFP support) with interventions that aim to ensure productive and sustainable food systems	Number	25,231	23,291	48,522
						Number of hectares of land rehabilitated (by WFP, or by governments or partners with WFP support)	Ha			774



SDG 17: Strengthen the means of implementation and revitalize the global partnership for sustainable development

WFP Strategic Goal 2: Partner to support implementation of the SDGs				WFP Contribution (by WFP, or by governments or partners with WFP Support)			
SDG Indicator	National Results			SDG-related indicator	Direct		Indirect
	Unit	Overall	Year		Unit	Overall	
Number of countries with mechanisms in place to enhance policy coherence of sustainable development	Number			Number of mechanisms (by type) developed (by WFP, or by governments or partners with WFP support) to enhance policy coherence (linked to zero hunger)	Number	16	

Number of countries reporting progress in multi-stakeholder development effectiveness monitoring frameworks that support the achievement of the sustainable development goals	Number			Number of partners participating in multi-stakeholder partnerships (including common services and coordination platforms where WFP plays a leading or coordinating role)	Number	84
Foreign direct investments (FDI), official development assistance and South-South Cooperation as a proportion of total domestic budget	%	128	2017	Dollar value of resources mobilized (by WFP) to increase government or national stakeholder access to financial resources to achieve the SDGs	US\$	389,200,242.47
Dollar value of financial and technical assistance (including through North-South, South-South and triangular cooperation) committed to developing countries	US\$	321,000,000	2015	Dollar value (within WFP portfolio) of technical assistance and country capacity strengthening interventions (including facilitation of South-South and triangular cooperation)	US\$	6,247,101

Beneficiaries by Sex and Age Group

Beneficiary Category	Gender	Planned	Actual	% Actual vs. Planned	
Total Beneficiaries	male		1,673,437	944,564	56%
	female		1,812,892	1,012,890	56%
	total		3,486,329	1,957,454	56%
By Age Group					
0-23 months	male		163,857	86,417	53%
	female		170,830	89,050	52%
	total		334,687	175,467	52%
24-59 months	male		163,857	86,417	53%
	female		170,830	89,050	52%
	total		334,687	175,467	52%
5-11 years	male		313,770	253,685	81%
	female		327,715	247,982	76%
	total		641,485	501,667	78%
12-17 years	male		313,770	158,027	50%
	female		327,715	165,222	50%
	total		641,485	323,249	50%
18-59 years	male		683,320	342,460	50%
	female		746,075	386,470	52%
	total		1,429,395	728,930	51%
60+ years	male		34,863	17,558	50%
	female		69,727	35,116	50%
	total		104,590	52,674	50%

Beneficiaries by Residence Status



Residence Status	Planned	Actual	% Actual vs. Planned
Resident	3,309,154	1,596,096	48%
Refugee	7,175	7,116	99%
Returnee	0	0	-
IDP	170,000	354,242	208%

Beneficiaries by Programme Area

Programme Area	Planned	Actual	% Actual vs. Planned
Asset Creation and Livelihood	455,500	672,465	147%
Nutrition Prevention	0	44	-
Nutrition Treatment	36,507	24,117	66%
School Meal	487,144	311,167	63%
Unconditional Resources Transfer	2,507,178	949,661	37%

Annual Food Transfer

Commodities	Planned Distribution (mt)	Actual Distribution (mt)	% Actual vs. Planned
Everyone has access to food			
Strategic Outcome: Strategic Outcome 01			
Maize	0	0	0%
Peas	0	0	0%
Strategic Outcome: Strategic Outcome 02			
Maize	7,930	20,811	262%
Maize Meal	24,300	1,289	5%
Rice	69,860	9,037	13%
Corn Soya Blend	626	2,104	336%
LNS	0	247	-
Ready To Use Supplementary Food	504	21	4%
Wheat Soya Blend	0	1	-
Iodised Salt	0	68	-
Vegetable Oil	5,933	2,666	45%
Beans	13,308	393	3%
Peas	1,422	606	43%
Split Lentils	0	24	-
Split Peas	0	4,525	-
Strategic Outcome: Strategic Outcome 03			
Maize Meal	1,247	0	0%
Iodised Salt	25	0	0%
Vegetable Oil	125	0	0%
Peas	249	0	0%

Annual Cash Based Transfer and Commodity Voucher

Modality	Planned Distribution (CBT)	Actual Distribution (CBT)	% Actual vs. Planned
Everyone has access to food			
Commodity Voucher	675,000	398,004	59%
Cash	3,619,100	0	0%
Value voucher transfer for services	145,200	0	0%
Cash	9,936,036	701,959	7%
Commodity Voucher	32,339,952	21,619,116	67%
Value Voucher	20,286,036	6,526,619	32%
Cash	12,600,990	774,122	6%
Commodity Voucher	0	2,616,976	-

Strategic Outcome and Output Results

Strategic Outcome 01 : Households in food insecure areas of Mozambique are able to maintain access to adequate and nutritious food throughout the year, including in times of shock.					- Resilience Building	
Output Results						
Activity 01: Provide capacity strengthening to prepare for, respond to and recover from weather-related shocks, to the government at national, sub-national and community levels						
Output Category C: Capacity development and technical support provided						
Output	Output Indicator	Beneficiary Group	Sub Activity	Unit of measure	Planned	Actual
	C.4*: Number of people engaged in capacity strengthening initiatives facilitated by WFP to enhance national food security and nutrition stakeholder capacities (new)					
C: People in shock-prone areas benefit from the government's strengthened capacity to plan and prepare for, respond to and recover from shocks in order to meet their basic needs in times of crisis	C.4*.1: Number of government/national partner staff receiving technical assistance and training		Institutional capacity strengthening activities	individual	117	40
	C.5*: Number of capacity strengthening initiatives facilitated by WFP to enhance national food security and nutrition stakeholder capacities (new)					
C: People in shock-prone areas benefit from the government's strengthened capacity to plan and prepare for, respond to and recover from shocks in order to meet their basic needs in times of crisis	C.5*.1: Number of technical assistance activities provided		Institutional capacity strengthening activities	unit	2	3
C: People in shock-prone areas benefit from the government's strengthened capacity to plan and prepare for, respond to and recover from shocks in order to meet their basic needs in times of crisis	C.5*.2: Number of training sessions/workshop organized		Institutional capacity strengthening activities	training session	4	3
Activity 02: Provide technical assistance in making social protection programmes shock-responsive and hunger -sensitive, to the government						
Output Category A: Resources transferred						
Output Category C: Capacity development and technical support provided						
Output Category G: Linkages to financial resources and insurance services facilitated						
Output Category M: National coordination mechanisms supported						
Output	Output Indicator	Beneficiary Group	Sub Activity	Unit of measure	Planned	Actual
A:	A.1: Beneficiaries receiving cash-based transfers	All	Food assistance for asset	Female Male Total	91,259 84,241 175,500	3,899 3,601 7,500
A:	A.3: Cash-based transfers			US\$	4,439,300	398,004
	A.1*: Number of women, men, boys and girls receiving food/cash-based transfers/commodity vouchers/capacity strengthening transfers					

A: Targeted vulnerable and food insecure communities receive conditional cash- and/or food-based transfers in order to improve their food consumption	A.1.20: Number of training sessions for beneficiaries carried out (livelihood-support/agriculture&farming;/IGA)		Climate adaptation and risk management activities	training session	10	10
A: Targeted vulnerable and food insecure communities receive conditional cash- and/or food-based transfers in order to improve their food consumption	A.1.21: Number of participants in beneficiary training sessions (livelihood-support/agriculture&farming;/IGA)		Climate adaptation and risk management activities	individual	8	8
	C.4*: Number of people engaged in capacity strengthening initiatives facilitated by WFP to enhance national food security and nutrition stakeholder capacities (new)					
C: People in shock-prone areas benefit from government's enhanced capacity to provide risk-informed, resilient and adaptable services – including through strengthened SRSP systems - in order to meet their basic needs in times of crisis	C.4*.1: Number of government/national partner staff receiving technical assistance and training		Individual capacity strengthening activities	individual	20	20
	C.5*: Number of capacity strengthening initiatives facilitated by WFP to enhance national food security and nutrition stakeholder capacities (new)					
C: People in shock-prone areas benefit from government's enhanced capacity to provide risk-informed, resilient and adaptable services – including through strengthened SRSP systems - in order to meet their basic needs in times of crisis	C.5*.1: Number of technical assistance activities provided		Individual capacity strengthening activities	unit	5	2
	C.6*: Number of tools or products developed or revised to enhance national food security and nutrition systems as a result of WFP capacity strengthening support (new)					
C: People in shock-prone areas benefit from government's enhanced capacity to provide risk-informed, resilient and adaptable services – including through strengthened SRSP systems - in order to meet their basic needs in times of crisis	C.6*.1: Number of tools or products developed		Climate adaptation and risk management activities	unit	2	2
	C.8*: USD value of assets and infrastructure handed over to national stakeholders as a result of WFP capacity strengthening support (new)					

C: People in shock-prone areas benefit from government's enhanced capacity to provide risk-informed, resilient and adaptable services – including through strengthened SRSP systems - in order to meet their basic needs in times of crisis	C.8*.1: USD value of assets and infrastructure handed over to national stakeholders as a result of WFP capacity strengthening support (new)		Climate adaptation and risk management activities	US\$	13,000	13,000		
	G.8*: Number of people provided with direct access to information on climate and weather risks							
G: Targeted vulnerable and food insecure communities have improved their livelihood resilience to climate shocks	G.8*.4: Number of people provided with direct access to information on climate and weather risks through face-to-face communication channels		Climate adaptation and risk management activities	Number	4,277	4,277		
	M.1*: Number of national coordination mechanisms supported							
M: People in shock-prone areas benefit from enhanced capacities from institutions, involved in fighting poverty and food insecurity, to establish, manage and coordinate national shock responsive social protection systems and programmes	M.1.1: Number of national coordination mechanisms supported		Individual capacity strengthening activities	unit	2	4		
M: People in shock-prone areas benefit from enhanced capacities from institutions, involved in fighting poverty and food insecurity, to establish, manage and coordinate national shock responsive social protection systems and programmes	M.1.1: Number of national coordination mechanisms supported		Institutional capacity strengthening activities	unit	1	1		

Outcome Results

Activity 01: Provide capacity strengthening to prepare for, respond to and recover from weather-related shocks, to the government at national, sub-national and community levels

Indicator	Subactivity	Sex	Baseline	End-CSP Target	2020 Target	2020 Follow-up	2019 Follow-up	2018 Follow-up	Source
Government; Mozambique; Capacity Strengthening									
Number of national food security and nutrition policies, programmes and system components enhanced as a result of WFP capacity strengthening (new)	Institutional capacity strengthening activities	Overall	0	≥5	≥2	2	3		WFP programme monitoring

Activity 02: Provide technical assistance in making social protection programmes shock-responsive and hunger –sensitive, to the government

Indicator	Subactivity	Sex	Baseline	End-CSP Target	2020 Target	2020 Follow-up	2019 Follow-up	2018 Follow-up	Source
Food Insecure Households; Mozambique; Capacity Strengthening									
Proportion of targeted communities where there is evidence of improved capacity to manage climate shocks and risks	Climate adaptation and risk management activities	Overall	4.04	≥10	≥5	94			WFP survey

Food Insecure Households; Mozambique; Commodity Voucher



Consumption-based Coping Strategy Index (Average)	Climate adaptation and risk management activities	Female	11.34	≤8	≤8	11.83		WFP survey
		Male	10.79	≤8	≤8	11.37		
		Overall	11.08	≤8	≤8	11.68		
Dietary Diversity Score	Climate adaptation and risk management activities	Female	5.05	≥6	≥6	5		WFP survey
		Male	5	≥6	≥6	5.33		
		Overall	5.03	≥6	≥6	5.1		
Food Consumption Score: <i>Percentage of households with Acceptable Food Consumption Score</i>	Climate adaptation and risk management activities	Female	39	≥55	≥55	41.83		WFP survey
		Male	46	≥55	≥55	52.28		
		Overall	42	≥55	≥55	45.19		
Food Consumption Score: <i>Percentage of households with Borderline Food Consumption Score</i>	Climate adaptation and risk management activities	Female	56	≤40	≤40	56.01		WFP survey
		Male	49	≤40	≤40	45.69		
		Overall	53	≤40	≤40	52.69		
Food Consumption Score: <i>Percentage of households with Poor Food Consumption Score</i>	Climate adaptation and risk management activities	Female	5	≤5	≤5	2.16		WFP survey
		Male	5	≤5	≤5	2.03		
		Overall	5	≤5	≤5	2.12		
Food Expenditure Share	Climate adaptation and risk management activities	Female	68	≤60	≤60	55		WFP survey
		Male	63	≤60	≤60	42		
		Overall	65	≤60	≤60	51		
Livelihood-based Coping Strategy Index (Percentage of households using coping strategies); <i>Percentage of households not using livelihood based coping strategies</i>	Climate adaptation and risk management activities	Female	47	≥57	≥57	54		WFP survey
		Male	46	≥57	≥57	54		
		Overall	47	≥57	≥57	54		
Livelihood-based Coping Strategy Index (Percentage of households using coping strategies); <i>Percentage of households using crisis coping strategies</i>	Climate adaptation and risk management activities	Female	18	≤15	≤15	23		WFP survey
		Male	16	≤15	≤15	21		
		Overall	17	≤15	≤15	23		
Livelihood-based Coping Strategy Index (Percentage of households using coping strategies); <i>Percentage of households using emergency coping strategies</i>	Climate adaptation and risk management activities	Female	9	≤8	≤8	9		WFP survey
		Male	14	≤8	≤8	12		
		Overall	11	≤8	≤8	10		
Livelihood-based Coping Strategy Index (Percentage of households using coping strategies); <i>Percentage of households using stress coping strategies</i>	Climate adaptation and risk management activities	Female	26	≤20	≤20	14		WFP survey
		Male	24	≤20	≤20	13		
		Overall	25	≤20	≤20	14		
Food-Insecure Households; Mozambique; Commodity Voucher								
Proportion of the population in targeted communities reporting benefits from an enhanced asset base	Food assistance for asset	Overall	85	≥85	≥85			WFP survey
Government; Mozambique; Capacity Strengthening								
Number of national food security and nutrition policies, programmes and system components enhanced as a result of WFP capacity strengthening (new)	Institutional capacity strengthening activities	Overall	0	≥10	≥7	8	14	WFP programme monitoring

Strategic Outcome 02 : Shock affected people in Mozambique are able to meet their basic food and nutrition needs during and immediately after a crisis					- Crisis Response	
Output Results						
Activity 03: Provide cash and/or food transfers to vulnerable households affected by crisis						
Output Category A: Resources transferred						
Output Category B: Nutritious foods provided						
Output Category D: Assets created						
Output Category E*: Social and behaviour change communication (SBCC) delivered						
Output	Output Indicator	Beneficiary Group	Sub Activity	Unit of measure	Planned	Actual
A:	A.1: Beneficiaries receiving cash-based transfers	All	Food assistance for asset	Female Male Total	15,600 14,400 30,000	82,343 76,012 158,355
A:	A.1: Beneficiaries receiving cash-based transfers	All	General Distribution	Female Male Total	488,800 451,200 940,000	208,770 192,711 401,481
A:	A.1: Beneficiaries receiving food transfers	All	Food assistance for asset	Female Male Total	130,000 120,000 250,000	263,436 243,174 506,610
A:	A.1: Beneficiaries receiving food transfers	All	General Distribution	Female Male Total	814,933 752,245 1,567,178	285,055 263,125 548,180
A:	A.1: Beneficiaries receiving food transfers	All	Prevention of micronutrient deficiencies	Female Male Total	 0	23 21 44
A:	A.1: Beneficiaries receiving food transfers	Children	Treatment of moderate acute malnutrition	Female Male Total	13,036 13,036 26,072	7,786 7,787 15,573
A:	A.1: Beneficiaries receiving food transfers	Pregnant and lactating women	Treatment of moderate acute malnutrition	Female Total	10,435 10,435	8,544 8,544
A:	A.2: Food transfers			MT	123,883	41,793
A:	A.3: Cash-based transfers			US\$	62,562,024	28,847,694
	A.5*: Quantity of non-food items distributed					
A: Shock-affected people receive cash and/or food-based transfers in order to meet their basic food and nutrition requirements	A.5.12: Number of nutrition information products distributed		Prevention of stunting	non-food item	4,000	3,493
A: Shock-affected people receive cash and/or food-based transfers in order to meet their basic food and nutrition requirements	A.5.12: Number of nutrition information products distributed		Treatment of moderate acute malnutrition	non-food item	15,000	14,500
A: Shock-affected people receive cash and/or food-based transfers in order to meet their basic food and nutrition requirements	A.5.18: Quantity of inputs for nutrition activities distributed		Prevention of stunting	non-food item	39,097	10,178
A: Shock-affected people receive cash and/or food-based transfers in order to meet their basic food and nutrition requirements	A.5.18: Quantity of inputs for nutrition activities distributed		Treatment of moderate acute malnutrition	non-food item	40,200	41,507
	A.6*: Number of institutional sites assisted					

A: Shock-affected people receive cash and/or food-based transfers in order to meet their basic food and nutrition requirements	A.6.10: Number of health centres/sites assisted		Prevention of stunting	health center	1	1
A: Shock-affected people receive cash and/or food-based transfers in order to meet their basic food and nutrition requirements	A.6.10: Number of health centres/sites assisted		Treatment of moderate acute malnutrition	health center	309	347
	A.7*: Number of retailers participating in cash-based transfer programmes					
A: Shock-affected people receive cash and/or food-based transfers in order to meet their basic food and nutrition requirements	A.7.1: Number of retailers participating in cash-based transfer programmes		Individual capacity strengthening activities	retailer	3	3
	B.1*: Quantity of fortified food provided					
B: Shock-affected malnourished children and pregnant and lactating women receive specialized nutritious foods in order to treat and reduce acute malnutrition rates	B.1.1: Quantity of fortified food provided		Food assistance for asset	Mt	2,500	2,737.24
	B.2*: Quantity of specialized nutritious foods provided					
B: Shock-affected malnourished children and pregnant and lactating women receive specialized nutritious foods in order to treat and reduce acute malnutrition rates	B.2.1: Quantity of specialized nutritious foods provided		Treatment of moderate acute malnutrition	Mt	1,000	887.78
	D.1*: Number of assets built, restored or maintained by targeted households and communities, by type and unit of measure					
D: Shock-affected communities benefit from construction and/or rehabilitation of assets that improve food security and build resilience to natural shocks and climate change	D.1.113: Volume (m3) of rock catchments constructed		Food assistance for asset	m3	4,050	3,736
D: Shock-affected communities benefit from construction and/or rehabilitation of assets that improve food security and build resilience to natural shocks and climate change	D.1.114: Volume (m3) of soil excavated from newly constructed waterways and drainage lines (not including irrigation canals)		Food assistance for asset	m3	79	75
D: Shock-affected communities benefit from construction and/or rehabilitation of assets that improve food security and build resilience to natural shocks and climate change	D.1.121: Meters (m) of concrete/masonry dam/dike/water reservoir rehabilitated		Food assistance for asset	meter	8,450	5,950
D: Shock-affected communities benefit from construction and/or rehabilitation of assets that improve food security and build resilience to natural shocks and climate change	D.1.123: Number of community water ponds for irrigation/livestock use constructed (3000-8000 cbmt)		Food assistance for asset	Number	45	44
D: Shock-affected communities benefit from construction and/or rehabilitation of assets that improve food security and build resilience to natural shocks and climate change	D.1.124: Number of community water ponds for irrigation/livestock use constructed (8000-15000 cbmt)		Food assistance for asset	Number	2	9.6

D: Shock-affected communities benefit from construction and/or rehabilitation of assets that improve food security and build resilience to natural shocks and climate change	D.1.127: Number of water tanks/tower constructed for irrigation/livestock/domestic use (0 - 5000cbmt)		Food assistance for asset	Number	2.2	2
D: Shock-affected communities benefit from construction and/or rehabilitation of assets that improve food security and build resilience to natural shocks and climate change	D.1.13: Hectares (ha) of community woodlots/forest planted, maintained or protected		Food assistance for asset	Ha	41.5	35.3
D: Shock-affected communities benefit from construction and/or rehabilitation of assets that improve food security and build resilience to natural shocks and climate change	D.1.133: Number of community water ponds for domestic use constructed (3000-8000 cbmt)		Food assistance for asset	Number	8	8
D: Shock-affected communities benefit from construction and/or rehabilitation of assets that improve food security and build resilience to natural shocks and climate change	D.1.135: Number of community water ponds for domestic use rehabilitated/maintained (3000-8000 cbmt)		Food assistance for asset	Number	81	74
D: Shock-affected communities benefit from construction and/or rehabilitation of assets that improve food security and build resilience to natural shocks and climate change	D.1.136: Number of wells or shallow wells built for domestic use		Food assistance for asset	Number	20	16
D: Shock-affected communities benefit from construction and/or rehabilitation of assets that improve food security and build resilience to natural shocks and climate change	D.1.139: Kilometres (km) of feeder roads maintained		Food assistance for asset	Km	50	50
D: Shock-affected communities benefit from construction and/or rehabilitation of assets that improve food security and build resilience to natural shocks and climate change	D.1.143: Number of feed storage facilities constructed		Food assistance for asset	Number	30	30
D: Shock-affected communities benefit from construction and/or rehabilitation of assets that improve food security and build resilience to natural shocks and climate change	D.1.144: Number of animal diptanks rehabilitated		Food assistance for asset	Number	23	9
D: Shock-affected communities benefit from construction and/or rehabilitation of assets that improve food security and build resilience to natural shocks and climate change	D.1.146: Number of animal handling (cattle crush) facilities established		Food assistance for asset	Number	2	591
D: Shock-affected communities benefit from construction and/or rehabilitation of assets that improve food security and build resilience to natural shocks and climate change	D.1.147: Number of concrete bridges constructed		Food assistance for asset	Number	27	27
D: Shock-affected communities benefit from construction and/or rehabilitation of assets that improve food security and build resilience to natural shocks and climate change	D.1.154: Number of non-food items distributed (tools, milling machines, pumps, etc.)		Food assistance for asset	Number	20,000	20,575

D: Shock-affected communities benefit from construction and/or rehabilitation of assets that improve food security and build resilience to natural shocks and climate change	D.1.157: Number of animal shelters constructed		Food assistance for asset	animal shelter	156	156
D: Shock-affected communities benefit from construction and/or rehabilitation of assets that improve food security and build resilience to natural shocks and climate change	D.1.158: Community common centres established/rehabilitated		Food assistance for asset	centre	2,304	2,335
D: Shock-affected communities benefit from construction and/or rehabilitation of assets that improve food security and build resilience to natural shocks and climate change	D.1.159: Hectares (ha) of land brought under plantation		Food assistance for asset	Ha	15	13
D: Shock-affected communities benefit from construction and/or rehabilitation of assets that improve food security and build resilience to natural shocks and climate change	D.1.161: Length (m) of drainage canals constructed / rehabilitated		Food assistance for asset	meter	823,000	780,000
D: Shock-affected communities benefit from construction and/or rehabilitation of assets that improve food security and build resilience to natural shocks and climate change	D.1.163: Number of hand washing facilities created		Food assistance for asset	Number	2,898	1,774
D: Shock-affected communities benefit from construction and/or rehabilitation of assets that improve food security and build resilience to natural shocks and climate change	D.1.17: Hectares (ha) of land cleared		Food assistance for asset	Ha	16,000	14,425
D: Shock-affected communities benefit from construction and/or rehabilitation of assets that improve food security and build resilience to natural shocks and climate change	D.1.35: Kilometres (km) of live fencing maintained		Food assistance for asset	Km	160	160
D: Shock-affected communities benefit from construction and/or rehabilitation of assets that improve food security and build resilience to natural shocks and climate change	D.1.36: Kilometres (km) of feeder roads built		Food assistance for asset	Km	1	1
D: Shock-affected communities benefit from construction and/or rehabilitation of assets that improve food security and build resilience to natural shocks and climate change	D.1.38: Kilometres (km) of feeder roads rehabilitated		Food assistance for asset	Km	5,000	5,490
D: Shock-affected communities benefit from construction and/or rehabilitation of assets that improve food security and build resilience to natural shocks and climate change	D.1.4: Hectares (ha) of agricultural land benefiting from new irrigation schemes (including irrigation canal construction, specific protection measures, embankments, etc)		Food assistance for asset	Ha	1,031.88	773
D: Shock-affected communities benefit from construction and/or rehabilitation of assets that improve food security and build resilience to natural shocks and climate change	D.1.41: Kilometres (km) of footpaths, tracks or trails rehabilitated		Food assistance for asset	Km	1.22	1.22

D: Shock-affected communities benefit from construction and/or rehabilitation of assets that improve food security and build resilience to natural shocks and climate change	D.1.45: Number of assets built, restored or maintained by targeted communities		Food assistance for asset	Number	50	1,212,732.3
D: Shock-affected communities benefit from construction and/or rehabilitation of assets that improve food security and build resilience to natural shocks and climate change	D.1.47: Number of bales of hay produced		Food assistance for asset	Number	5,540	2,921.2
D: Shock-affected communities benefit from construction and/or rehabilitation of assets that improve food security and build resilience to natural shocks and climate change	D.1.5: Hectares (ha) of agricultural land benefiting from rehabilitated irrigation schemes (including irrigation canal repair, specific protection measures, embankments, etc)		Food assistance for asset	Ha	1.16	1.38
D: Shock-affected communities benefit from construction and/or rehabilitation of assets that improve food security and build resilience to natural shocks and climate change	D.1.50: Number of social infrastructures and Income Generating infrastructures constructed (School Building, Facility Center, Community Building, Market Stalls, etc.)		Food assistance for asset	Number	276,332	278,288
D: Shock-affected communities benefit from construction and/or rehabilitation of assets that improve food security and build resilience to natural shocks and climate change	D.1.50: Number of social infrastructures and Income Generating infrastructures constructed (School Building, Facility Center, Community Building, Market Stalls, etc.)		Individual capacity strengthening activities	Number	3	3
D: Shock-affected communities benefit from construction and/or rehabilitation of assets that improve food security and build resilience to natural shocks and climate change	D.1.50: Number of social infrastructures and Income Generating infrastructures constructed (School Building, Facility Center, Community Building, Market Stalls, etc.)		Treatment of moderate acute malnutrition	Number	309	309
D: Shock-affected communities benefit from construction and/or rehabilitation of assets that improve food security and build resilience to natural shocks and climate change	D.1.52: Number of social infrastructures and Income Generating infrastructures rehabilitated (School Building, Facility Center, Community Building, Market Stalls, etc.)		Food assistance for asset	Number	1,413	1,734
D: Shock-affected communities benefit from construction and/or rehabilitation of assets that improve food security and build resilience to natural shocks and climate change	D.1.52: Number of social infrastructures and Income Generating infrastructures rehabilitated (School Building, Facility Center, Community Building, Market Stalls, etc.)		Prevention of stunting	Number	1	1
D: Shock-affected communities benefit from construction and/or rehabilitation of assets that improve food security and build resilience to natural shocks and climate change	D.1.55: Number of community gardens established		Food assistance for asset	garden	25	10,321
D: Shock-affected communities benefit from construction and/or rehabilitation of assets that improve food security and build resilience to natural shocks and climate change	D.1.56: Number of community post-harvest structures built		Food assistance for asset	Number	1,400	1,385

D: Shock-affected communities benefit from construction and/or rehabilitation of assets that improve food security and build resilience to natural shocks and climate change	D.1.58: Number of culverts and drainage systems built (between 4-6m in width)		Food assistance for asset	Number	356	324
D: Shock-affected communities benefit from construction and/or rehabilitation of assets that improve food security and build resilience to natural shocks and climate change	D.1.64: Square metres (m2) of existing nurseries supported		Food assistance for asset	m2	2,200,000	2,014,718
D: Shock-affected communities benefit from construction and/or rehabilitation of assets that improve food security and build resilience to natural shocks and climate change	D.1.65: Number of family gardens established		Food assistance for asset	garden	2,902	2,826
D: Shock-affected communities benefit from construction and/or rehabilitation of assets that improve food security and build resilience to natural shocks and climate change	D.1.67: Number of fish ponds constructed		Food assistance for asset	Number	42	41
D: Shock-affected communities benefit from construction and/or rehabilitation of assets that improve food security and build resilience to natural shocks and climate change	D.1.70: Number of hives distributed		Food assistance for asset	Number	84	76
D: Shock-affected communities benefit from construction and/or rehabilitation of assets that improve food security and build resilience to natural shocks and climate change	D.1.73: Number of fuel efficient stoves distributed		Food assistance for asset	Number	9,500	8,690
D: Shock-affected communities benefit from construction and/or rehabilitation of assets that improve food security and build resilience to natural shocks and climate change	D.1.77: Number of latrines constructed		Food assistance for asset	Number	21,000	21,417
D: Shock-affected communities benefit from construction and/or rehabilitation of assets that improve food security and build resilience to natural shocks and climate change	D.1.78: Number of latrines rehabilitated		Food assistance for asset	Number	550	545
D: Shock-affected communities benefit from construction and/or rehabilitation of assets that improve food security and build resilience to natural shocks and climate change	D.1.82: Number of chicken houses constructed		Food assistance for asset	Number	1,450	1,450
D: Shock-affected communities benefit from construction and/or rehabilitation of assets that improve food security and build resilience to natural shocks and climate change	D.1.83: Number of goats houses constructed		Food assistance for asset	Number	47	15
D: Shock-affected communities benefit from construction and/or rehabilitation of assets that improve food security and build resilience to natural shocks and climate change	D.1.85: Square metres (m2) of new nurseries established		Food assistance for asset	m2	243,733	176,288

D: Shock-affected communities benefit from construction and/or rehabilitation of assets that improve food security and build resilience to natural shocks and climate change	D.1.9: Hectares (ha) of cultivated land treated and conserved with physical soil and water conservation measures only		Food assistance for asset	Ha	40,000	40,995.9
	E*.4*: Number of people reached through interpersonal SBCC approaches					
E*: Shock-affected people benefit from improved knowledge in nutrition, care practices and healthy diets in order to improve their nutritional status	E*.4.2: Number of people reached through interpersonal SBCC approaches (female)		Treatment of moderate acute malnutrition	Number	7,769	27,331

Outcome Results

Activity 03: Provide cash and/or food transfers to vulnerable households affected by crisis

Indicator	Subactivity	Sex	Baseline	End-CSP Target	2020 Target	2020 Follow-up	2019 Follow-up	2018 Follow-up	Source
Children (6-23 months) and PLW; Mozambique; Food									
MAM Treatment Default rate	Treatment of moderate acute malnutrition	Female	25.6	<15	<15	7.7	10.6	10.5	WFP programme monitoring
		Male	22.2	<15	<15	7.9	10.6	9.6	
		Overall	24	<15	<15	7.8	10.3	10.1	
MAM Treatment Mortality rate	Treatment of moderate acute malnutrition	Female	2	<3	<3	0.1	0.2	0.1	WFP programme monitoring
		Male	1.1	<3	<3	0.1	0.2	0.2	
		Overall	1	<3	<3	0.1	0.2	0.1	
MAM Treatment Non-response rate	Treatment of moderate acute malnutrition	Female	0.1	<15	<15	1.2	2.1	0.8	WFP programme monitoring
		Male	2.1	<15	<15	1.2	1.9	1.3	
		Overall	1.1	<15	<15	1.2	0.8	1	
MAM Treatment Recovery rate	Treatment of moderate acute malnutrition	Female	70	>75	>75	88.7	84.9	87	WFP programme monitoring
		Male	72.9	>75	>75	89.6	84	87.69	
		Overall	71.4	>75	>75	89.2	85.8	87.35	
Proportion of eligible population that participates in programme (coverage)	Treatment of moderate acute malnutrition	Female	31	≥30	≥30	40.2	53		WFP programme monitoring
		Male	28	≥30	≥30	41.3	47		
		Overall	30	≥30	≥30	40.8	100		
Food Insecure Households; Mozambique; Cash, Commodity Voucher, Food									
Consumption-based Coping Strategy Index (Average)	Food assistance for asset	Female	16.6	≤15	≤15	11.7	8.2	10.1	WFP survey
		Male	17.6	≤15	≤15	8.8	8.8	9.67	
		Overall	17.3	≤15	≤15	9.6	8.5	9.79	
Food Consumption Score – Nutrition: Percentage of households that consumed Hem Iron rich food daily (in the last 7 days)	Food assistance for asset	Female	4.1	≥11	≥11	13.67	9	2.9	WFP survey
		Male	7.6	≥11	≥11	14.33	18	9.8	
		Overall	5.4	≥11	≥11	14.33	13	8	
Food Consumption Score – Nutrition: Percentage of households that consumed Vit A rich food daily (in the last 7 days)	Food assistance for asset	Female	47.1	≥50	≥50	37.33	52	38.1	WFP survey
		Male	44	≥44	≥44	30	46	48.8	
		Overall	45.9	≥47	≥47	32	49	46	
Food Consumption Score – Nutrition: Percentage of households that consumed Protein rich food daily (in the last 7 days)	Food assistance for asset	Female	18.1	≥30	≥30	37.33	31	23.8	WFP survey
		Male	24.1	≥30	≥30	52	46	36.6	
		Overall	20.3	≥30	≥30	39.33	39	33.3	
Food Consumption Score – Nutrition: Percentage of households that never consumed Hem Iron rich food (in the last 7 days)	Food assistance for asset	Female	48.3	≤19	≤19	37.67	38	61.9	WFP survey
		Male	34.3	≤19	≤19	27.67	30	44.7	
		Overall	43.3	≤19	≤19	30.67	34	49.3	

Food Consumption Score – Nutrition: <i>Percentage of households that never consumed Protein rich food (in the last 7 days)</i>	Food assistance for asset	Female Male Overall	30.3 18.7 26.1	≤10 ≤10 ≤10	≤10 ≤10 ≤10	7 3.33 5	17 11 14	30.5 21 23.5	WFP survey
Food Consumption Score – Nutrition: <i>Percentage of households that never consumed Vit A rich food (in the last 7 days)</i>	Food assistance for asset	Female Male Overall	7.3 5.4 6.6	≤5 ≤5 ≤5	≤5 ≤5 ≤5	4 7 6.33	9 13 11	25.7 11.5 15.3	WFP survey
Food Consumption Score – Nutrition: <i>Percentage of households that sometimes consumed Hem Iron rich food (in the last 7 days)</i>	Food assistance for asset	Female Male Overall	47.6 58.1 51.4	≥70 ≥70 ≥70	≥70 ≥70 ≥70	48 57.67 54.67	53 52 53	35.2 45.4 42.8	WFP survey
Food Consumption Score – Nutrition: <i>Percentage of households that sometimes consumed Protein rich food (in the last 7 days)</i>	Food assistance for asset	Female Male Overall	51.6 57.1 53.6	≥60 ≥60 ≥60	≥60 ≥60 ≥60	55.67 45.33 55.67	51 43 47	45.7 42.4 34.3	WFP survey
Food Consumption Score – Nutrition: <i>Percentage of households that sometimes consumed Vit A rich food (in the last 7 days)</i>	Food assistance for asset	Female Male Overall	45.6 50.6 47.4	≥45 ≥50 ≥48	≥45 ≥50 ≥48	58.67 63 62	39 41 40	36.2 39.7 38.8	WFP survey
Food Consumption Score: <i>Percentage of households with Acceptable Food Consumption Score</i>	Food assistance for asset	Female Male Overall	39 39.1 39.1	≥55 ≥55 ≥55	≥55 ≥55 ≥55	55 64 62.33	68 74 72	33.3 48.1 44.3	WFP survey
Food Consumption Score: <i>Percentage of households with Borderline Food Consumption Score</i>	Food assistance for asset	Female Male Overall	42.5 37.3 39	≤30 ≤30 ≤30	≤30 ≤30 ≤30	37 28 30	18 14 15	36.2 30.8 32.3	WFP survey
Food Consumption Score: <i>Percentage of households with Poor Food Consumption Score</i>	Food assistance for asset	Female Male Overall	18.5 23.4 21.9	≤15 ≤15 ≤15	≤15 ≤15 ≤15	8 8 7.67	14 12 13	30.5 21 23.5	WFP survey
Food Expenditure Share	Food assistance for asset	Female Male Overall	85.8 84.2 84.7	≤75 ≤75 ≤75	≤75 ≤75 ≤75		38 34 36	32.7 34.7 34.2	WFP survey
Livelihood-based Coping Strategy Index (Percentage of households using coping strategies): <i>Percentage of households not using livelihood based coping strategies</i>	Food assistance for asset	Female Male Overall	27 26 27	≥50 ≥50 ≥50	≥50 ≥50 ≥50	28 38 35	50 48 49		WFP survey
Livelihood-based Coping Strategy Index (Percentage of households using coping strategies): <i>Percentage of households using crisis coping strategies</i>	Food assistance for asset	Female Male Overall	14 14 14	≤12.5 ≤12.5 ≤12.5	≤12.5 ≤12.5 ≤12.5	16 17 17	16 10 13		WFP survey
Livelihood-based Coping Strategy Index (Percentage of households using coping strategies): <i>Percentage of households using emergency coping strategies</i>	Food assistance for asset	Female Male Overall	47 45 45	≤25 ≤25 ≤25	≤25 ≤25 ≤25	24 25 24.67	25 25 25		WFP survey
Livelihood-based Coping Strategy Index (Percentage of households using coping strategies): <i>Percentage of households using stress coping strategies</i>	Food assistance for asset	Female Male Overall	12 15 14	≤12.5 ≤12.5 ≤12.5	≤12.5 ≤12.5 ≤12.5	32 21 23.33	9 17 13		WFP survey
Proportion of the population in targeted communities reporting benefits from an enhanced livelihood asset base	Food assistance for asset	Overall	15	≥30	≥30	23	18		WFP survey



Strategic Outcome 03 : Children in chronically food insecure areas have access to nutritious food throughout the year.					- Root Causes	
Output Results						
Activity 04: Strengthen the capacity of the government bodies responsible for the national home grown school feeding programme						
Output Category A: Resources transferred						
Output Category C: Capacity development and technical support provided						
Output	Output Indicator	Beneficiary Group	Sub Activity	Unit of measure	Planned	Actual
A:	A.1: Beneficiaries receiving cash-based transfers	Activity supporters	School feeding (on-site)	Female Male Total	0 0 0	497 496 993
A:	A.1: Beneficiaries receiving cash-based transfers	Activity supporters	School feeding (take-home rations)	Female Male Total	 0	347 347 694
A:	A.1: Beneficiaries receiving cash-based transfers	Students (primary schools)	School feeding (alternative take-home rations)	Female Male Total	 0	69,520 64,170 133,690
A:	A.1: Beneficiaries receiving cash-based transfers	Students (primary schools)	School feeding (on-site)	Female Male Total	227,266 256,278 483,544	77,276 87,142 164,418
A:	A.1: Beneficiaries receiving cash-based transfers	Students (primary schools)	School feeding (take-home rations)	Female Male Total	0 0 0	18,226 20,552 38,778
A:	A.1: Beneficiaries receiving food transfers	Activity supporters	School feeding (on-site)	Female Male Total	1,050 1,050 2,100	
A:	A.1: Beneficiaries receiving food transfers	Students (primary schools)	School feeding (on-site)	Female Male Total	22,231 25,069 47,300	
A:	A.1: Beneficiaries receiving food transfers	Students (primary schools)	School feeding (take-home rations)	Female Male Total	705 795 1,500	
A:	A.2: Food transfers			MT	1,645	0
A:	A.3: Cash-based transfers			US\$	12,600,990	3,391,098
	A.5*: Quantity of non-food items distributed					
A: WFP-targeted school children receive a nutritious meal every day they attend school in order to meet basic food and nutrition needs and increase school attendance and retention	A.5.19: Quantity of kitchen utensils distributed (plates, spoons, cooking pots etc.)		School feeding (on-site)	non-food item	88,388	0
A: WFP-targeted school children receive a nutritious meal every day they attend school in order to meet basic food and nutrition needs and increase school attendance and retention	A.5.19: Quantity of kitchen utensils distributed (plates, spoons, cooking pots etc.)		School feeding (take-home rations)	non-food item	210,000	206,275
A: WFP-targeted school children receive a nutritious meal every day they attend school in order to meet basic food and nutrition needs and increase school attendance and retention	A.5.20: Quantity of motorbikes/vehicles distributed		School feeding (on-site)	non-food item	3	3

A: WFP-targeted school children receive a nutritious meal every day they attend school in order to meet basic food and nutrition needs and increase school attendance and retention	A.5.23: Quantity of weighing scales distributed		School feeding (on-site)	non-food item	190	150
A: WFP-targeted school children receive a nutritious meal every day they attend school in order to meet basic food and nutrition needs and increase school attendance and retention	A.5.23: Quantity of weighing scales distributed		School feeding (take-home rations)	non-food item	130	127
A: WFP-targeted school children receive a nutritious meal every day they attend school in order to meet basic food and nutrition needs and increase school attendance and retention	A.5.24: Value of non-food items distributed		School feeding (on-site)	US\$	830,668	29,945.17
A: WFP-targeted school children receive a nutritious meal every day they attend school in order to meet basic food and nutrition needs and increase school attendance and retention	A.5.24: Value of non-food items distributed		School feeding (take-home rations)	US\$	506,768.67	506,768.67
A: WFP-targeted school children receive a nutritious meal every day they attend school in order to meet basic food and nutrition needs and increase school attendance and retention	A.5.32: Number of Hygiene kits distributed (soap)		School feeding (on-site)	Number	765,683	0
A: WFP-targeted school children receive a nutritious meal every day they attend school in order to meet basic food and nutrition needs and increase school attendance and retention	A.5.40: Number of water tanks delivered		School feeding (take-home rations)	Number	520	499
	A.6*: Number of institutional sites assisted					
A: WFP-targeted school children receive a nutritious meal every day they attend school in order to meet basic food and nutrition needs and increase school attendance and retention	A.6.11: Number of institutional sites assisted		School feeding (on-site)	site	150	150
A: WFP-targeted school children receive a nutritious meal every day they attend school in order to meet basic food and nutrition needs and increase school attendance and retention	A.6.24: Number of schools supported through home-grown school feeding model		School feeding (on-site)	school	254	104
A: WFP-targeted school children receive a nutritious meal every day they attend school in order to meet basic food and nutrition needs and increase school attendance and retention	A.6.24: Number of schools supported through home-grown school feeding model		School feeding (take-home rations)	school	200	211
A: WFP-targeted school children receive a nutritious meal every day they attend school in order to meet basic food and nutrition needs and increase school attendance and retention	A.6.33: Number of WFP-assisted schools that promote health, nutrition and hygiene education		School feeding (on-site)	school	150	0
	A.7*: Number of retailers participating in cash-based transfer programmes					

A: WFP-targeted school children receive a nutritious meal every day they attend school in order to meet basic food and nutrition needs and increase school attendance and retention	A.7.1: Number of retailers participating in cash-based transfer programmes		School feeding (on-site)	retailer	15	0
	C.4*: Number of people engaged in capacity strengthening initiatives facilitated by WFP to enhance national food security and nutrition stakeholder capacities (new)					
C: School children targeted by the national home-grown school feeding programme benefit from improved design, finance and implementation capacity of the government that helps meet their basic food and nutrition needs and increase school attendance and retention	C.4*.1: Number of government/national partner staff receiving technical assistance and training		School feeding (on-site)	individual	380	0
	C.5*: Number of capacity strengthening initiatives facilitated by WFP to enhance national food security and nutrition stakeholder capacities (new)					
C: School children targeted by the national home-grown school feeding programme benefit from improved design, finance and implementation capacity of the government that helps meet their basic food and nutrition needs and increase school attendance and retention	C.5*.1: Number of technical assistance activities provided		School feeding (on-site)	unit	3	0

Outcome Results

Activity 04: Strengthen the capacity of the government bodies responsible for the national home grown school feeding programme

Indicator	Subactivity	Sex	Baseline	End-CSP Target	2020 Target	2020 Follow-up	2019 Follow-up	2018 Follow-up	Source
School-Aged Children; Mozambique; Commodity Voucher									
Enrolment rate	School feeding (on-site)	Female	15.6	≥20	≥10	12			Secondary data
		Male	13	≥20	≥10	11			
		Overall	14.3	≥20	≥10	12			
School-Aged Children; Mozambique; Value Voucher									
Attendance rate (new)	School feeding (on-site)	Female	93.5	≥93.1	≥93.1		93.1		WFP programme monitoring
		Male	93.1	≥93.4	≥93.4		93.4		
		Overall	93.3	≥93.3	≥93.3		93.3		
Pass rate	School feeding (on-site)	Female	75.9	≥90	≥80		82	84.2	WFP survey
		Male	76.4	≥90	≥80		81	83.2	
		Overall	76.2	≥90	≥80		81.2	83.6	
Retention rate	School feeding (on-site)	Female	94	≥95	≥95		96	96.1	WFP survey
		Male	93	≥95	≥95		96	96.9	
		Overall	94	≥95	≥95		96	96.3	

Strategic Outcome 04 : Targeted people in prioritized areas of Mozambique have improved nutritional status in line with national targets by 2021 - Root Causes

Output Results

Activity 05: Provide capacity strengthening and technical assistance to government entities implementing the national strategy to combat stunting and micronutrient deficiencies

Output Category C: Capacity development and technical support provided

Output Category E*: Social and behaviour change communication (SBCC) delivered

Output	Output Indicator	Beneficiary Group	Sub Activity	Unit of measure	Planned	Actual
	C.4*: Number of people engaged in capacity strengthening initiatives facilitated by WFP to enhance national food security and nutrition stakeholder capacities (new)					
C: Vulnerable people in Mozambique benefit from strengthened, evidence-based national capacity to combat stunting and micronutrient deficiencies in order to improve their nutritional status	C.4*.1: Number of government/national partner staff receiving technical assistance and training		Prevention of stunting	individual	162	159
C: Vulnerable people in Mozambique benefit from strengthened, evidence-based national capacity to combat stunting and micronutrient deficiencies in order to improve their nutritional status	C.4*.1: Number of government/national partner staff receiving technical assistance and training		Treatment of moderate acute malnutrition	individual	383	421
	C.5*: Number of capacity strengthening initiatives facilitated by WFP to enhance national food security and nutrition stakeholder capacities (new)					
C: Vulnerable people in Mozambique benefit from strengthened, evidence-based national capacity to combat stunting and micronutrient deficiencies in order to improve their nutritional status	C.5*.1: Number of technical assistance activities provided		Prevention of stunting	unit	3	3
C: Vulnerable people in Mozambique benefit from strengthened, evidence-based national capacity to combat stunting and micronutrient deficiencies in order to improve their nutritional status	C.5*.2: Number of training sessions/workshop organized		Prevention of stunting	training session	9	6
C: Vulnerable people in Mozambique benefit from strengthened, evidence-based national capacity to combat stunting and micronutrient deficiencies in order to improve their nutritional status	C.5*.2: Number of training sessions/workshop organized		Treatment of moderate acute malnutrition	training session	14	11
	C.6*: Number of tools or products developed or revised to enhance national food security and nutrition systems as a result of WFP capacity strengthening support (new)					



C: Vulnerable people in Mozambique benefit from strengthened, evidence-based national capacity to combat stunting and micronutrient deficiencies in order to improve their nutritional status	C.6*.1: Number of tools or products developed		Prevention of acute malnutrition	unit	12	12
C: Vulnerable people in Mozambique benefit from strengthened, evidence-based national capacity to combat stunting and micronutrient deficiencies in order to improve their nutritional status	C.6*.1: Number of tools or products developed		Prevention of stunting	unit	6	6
C: Vulnerable people in Mozambique benefit from strengthened, evidence-based national capacity to combat stunting and micronutrient deficiencies in order to improve their nutritional status	C.6*.1: Number of tools or products developed		Treatment of moderate acute malnutrition	unit	3	3
	E*.4*: Number of people reached through interpersonal SBCC approaches					
E*: Vulnerable people in Mozambique benefit from improved knowledge in nutrition, care practices and healthy diets in order to improve their nutritional status	E*.4.1: Number of people reached through interpersonal SBCC approaches (male)		Prevention of stunting	Number	4,364	3,631
E*: Vulnerable people in Mozambique benefit from improved knowledge in nutrition, care practices and healthy diets in order to improve their nutritional status	E*.4.2: Number of people reached through interpersonal SBCC approaches (female)		Prevention of stunting	Number	8,879	18,222

Outcome Results

Activity 05: Provide capacity strengthening and technical assistance to government entities implementing the national strategy to combat stunting and micronutrient deficiencies

Indicator	Subactivity	Sex	Baseline	End-CSP Target	2020 Target	2020 Follow-up	2019 Follow-up	2018 Follow-up	Source
Children 6-23 months; Mozambique; Food									
Proportion of children 6--23 months of age who receive a minimum acceptable diet	Prevention of stunting	Overall	11.6	≥30	≥30	8.6			WFP survey
Government; Mozambique; Capacity Strengthening									
Number of national food security and nutrition policies, programmes and system components enhanced as a result of WFP capacity strengthening (new)	Prevention of stunting	Overall	0	≥3	≥3	5	1		WFP programme monitoring
Women of Reproductive Age (15-49 years); Mozambique; Food									
Minimum Dietary Diversity – Women	Prevention of stunting	Overall	18.7	≥30	≥20	26			WFP survey

Strategic Outcome 05 : Targeted smallholder farmers in northern and central Mozambique have enhanced livelihoods by 2021.					- Root Causes	
Output Results						
Activity 06: Enhance the aggregation, marketing and decision-making capacities of smallholder farmers, with focus on women						
Output Category A: Resources transferred						
Output Category C: Capacity development and technical support provided						
Output Category F: Purchases from smallholders completed						
Output	Output Indicator	Beneficiary Group	Sub Activity	Unit of measure	Planned	Actual
	A.5*: Quantity of non-food items distributed					
A: Targeted smallholder farmers benefit from WFP support to reduce post-harvest losses and enhance productive capacities	A.5.14: Quantity of agricultural tools distributed		Smallholder agricultural market support activities	non-food item	16,695	16,832
	C.4*: Number of people engaged in capacity strengthening initiatives facilitated by WFP to enhance national food security and nutrition stakeholder capacities (new)					
C: Targeted smallholder farmers benefit from WFP value chain support in order to have improved access to profitable markets and increase their incomes	C.4*.1: Number of government/national partner staff receiving technical assistance and training		Smallholder agricultural market support activities	individual	57	34
	C.5*: Number of capacity strengthening initiatives facilitated by WFP to enhance national food security and nutrition stakeholder capacities (new)					
C: Targeted smallholder farmers benefit from WFP value chain support in order to have improved access to profitable markets and increase their incomes	C.5*.2: Number of training sessions/workshop organized		Smallholder agricultural market support activities	training session	7	7
	F.1*: Number of smallholder farmers supported/trained					
F: Targeted smallholder farmers benefit from WFP technical assistance and capacity building	F.1.2: Number of demonstration gardens established		Climate adaptation and risk management activities	garden	104	174
F: Targeted smallholder farmers benefit from WFP technical assistance and capacity building	F.1.22: Number of farmer organizations trained in market access and post-harvest handling skills		Smallholder agricultural market support activities	farmer organization	75	37
F: Targeted smallholder farmers benefit from WFP technical assistance and capacity building	F.1.26: Number of farmers receiving hermetic storage equipment		Smallholder agricultural market support activities	individual	13,000	10,341

F: Targeted smallholder farmers benefit from WFP technical assistance and capacity building	F.1.41: Number of individual farmers trained in post-harvest handling practices		Smallholder agricultural market support activities	individual	7,500	7,481
F: Targeted smallholder farmers benefit from WFP technical assistance and capacity building	F.1.62: Number of government counterparts trained		Smallholder agricultural market support activities	individual	7	7
F: Targeted smallholder farmers benefit from WFP technical assistance and capacity building	F.1.LRP.4: Volume of commodities (metric tons) sold by project beneficiaries		Smallholder agricultural market support activities	Mt	1,100	1,181

Outcome Results

Activity 06: Enhance the aggregation, marketing and decision-making capacities of smallholder farmers, with focus on women

Indicator	Subactivity	Sex	Baseline	End-CSP Target	2020 Target	2020 Follow-up	2019 Follow-up	2018 Follow-up	Source
Smallholder farmers; Mozambique; Capacity Strengthening									
Food Consumption Score: <i>Percentage of households with Acceptable Food Consumption Score</i>	Smallholder agricultural market support activities	Female	75	≥90	≥90	74.8			WFP survey
		Male	86	≥90	≥90	78.35			
		Overall	81	≥90	≥90	76.36			
Food Consumption Score: <i>Percentage of households with Borderline Food Consumption Score</i>	Smallholder agricultural market support activities	Female	24	≤9	≤9	21.95			WFP survey
		Male	13	≤9	≤9	21.65			
		Overall	18	≤9	≤9	21.82			
Food Consumption Score: <i>Percentage of households with Poor Food Consumption Score</i>	Smallholder agricultural market support activities	Female	1	≤1	≤1	3.25			WFP survey
		Male	1	≤1	≤1	0			
		Overall	1	≤1	≤1	1.82			
Livelihood-based Coping Strategy Index (Percentage of households using coping strategies): <i>Percentage of households not using livelihood based coping strategies</i>	Smallholder agricultural market support activities	Female	39	≥50	≥50	66.67			WFP survey
		Male	41	≥50	≥50	63.92			
		Overall	40	≥50	≥50	65.45			
Livelihood-based Coping Strategy Index (Percentage of households using coping strategies): <i>Percentage of households using crisis coping strategies</i>	Smallholder agricultural market support activities	Female	20	≤15	≤15	5.69			WFP survey
		Male	20	≤15	≤15	3.09			
		Overall	20	≤15	≤15	4.55			
Livelihood-based Coping Strategy Index (Percentage of households using coping strategies): <i>Percentage of households using emergency coping strategies</i>	Smallholder agricultural market support activities	Female	27	≤25	≤25	20.33			WFP survey
		Male	23	≤25	≤25	23.71			
		Overall	25	≤25	≤25	21.82			
Livelihood-based Coping Strategy Index (Percentage of households using coping strategies): <i>Percentage of households using stress coping strategies</i>	Smallholder agricultural market support activities	Female	13	≤10	≤10	7.32			WFP survey
		Male	16	≤10	≤10	9.28			
		Overall	15	≤10	≤10	8.18			
Number of national food security and nutrition policies, programmes and system components enhanced as a result of WFP capacity strengthening (new)	Smallholder agricultural market support activities	Overall	0	≥10	≥5	3	7		WFP programme monitoring

Percentage of targeted smallholders selling through WFP-supported farmer aggregation systems	Smallholder agricultural market support activities	Female	8	≥25	≥25	36.4	18	8	WFP survey
		Male	13	≥25	≥25	13.14	40	13	
		Overall	21	≥21	≥21	47.04	58	21	
Rate of smallholder post-harvest losses	Smallholder agricultural market support activities	Overall	30	≤20	≤28		30		WFP survey
Value and volume of smallholder sales through WFP-supported aggregation systems: <i>Value (USD)</i>	Smallholder agricultural market support activities	Overall	195,768	≥166,600	≥3,500,000	3,703,841	20,266.28	174,667	WFP survey
Value and volume of smallholder sales through WFP-supported aggregation systems: <i>Volume (MT)</i>	Smallholder agricultural market support activities	Overall	2,719	≥1,700	≥16,000	16,077	187.77	1,485	WFP survey

Output Results

Activity 07: Provide supply chain services to humanitarian and development partners

Output Category C: Capacity development and technical support provided

Output Category H: Shared services and platforms provided

Output	Output Indicator	Beneficiary Group	Sub Activity	Unit of measure	Planned	Actual
	C.4*: Number of people engaged in capacity strengthening initiatives facilitated by WFP to enhance national food security and nutrition stakeholder capacities (new)					
C: Vulnerable communities benefit from increased supply chain capacity of the government and other partners that improves the effectiveness of development and humanitarian programs	C.4*.1: Number of government/national partner staff receiving technical assistance and training		CBT platform	individual	24	24
C: Vulnerable communities benefit from increased supply chain capacity of the government and other partners that improves the effectiveness of development and humanitarian programs	C.4*.1: Number of government/national partner staff receiving technical assistance and training		Service Delivery General	individual	29	29
	C.5*: Number of capacity strengthening initiatives facilitated by WFP to enhance national food security and nutrition stakeholder capacities (new)					
C: Vulnerable communities benefit from increased supply chain capacity of the government and other partners that improves the effectiveness of development and humanitarian programs	C.5*.2: Number of training sessions/workshop organized		Service Delivery General	training session	1	1
	C.6*: Number of tools or products developed or revised to enhance national food security and nutrition systems as a result of WFP capacity strengthening support (new)					
C: Vulnerable communities benefit from increased supply chain capacity of the government and other partners that improves the effectiveness of development and humanitarian programs	C.6*.1: Number of tools or products developed		CBT platform	unit	10	0
C: Vulnerable communities benefit from increased supply chain capacity of the government and other partners that improves the effectiveness of development and humanitarian programs	C.6*.1: Number of tools or products developed		Service Delivery General	unit	3	3
	H.4*: Total volume of cargo transported					

H: Vulnerable communities benefit from WFP provision of supply chain and IT services and expertise to the government and other partners that improves the effectiveness of development and humanitarian programs	H.4.21: Volume (m3) of cargo transported		Service Delivery General	m3	1,072	1,072
H: Vulnerable communities benefit from WFP provision of supply chain and IT services and expertise to the government and other partners that improves the effectiveness of development and humanitarian programs	H.4.25: Volume of cargo handled through storage services		Service Delivery General	m3	3,372	3,372
	H.5*: Percentage of cargo capacity offered against total capacity requested					
H: Vulnerable communities benefit from WFP provision of supply chain and IT services and expertise to the government and other partners that improves the effectiveness of development and humanitarian programs	H.5.1: Percentage of cargo capacity offered against total capacity requested		Service Delivery General	%	500	100

Outcome Results

Activity 07: Provide supply chain services to humanitarian and development partners

Indicator	Subactivity	Sex	Baseline	End-CSP Target	2020 Target	2020 Follow-up	2019 Follow-up	2018 Follow-up	Source
Humanitarian and Development Partners; Mozambique;									
User satisfaction rate	Supply Chain Service Provision for Third Parties	Overall	75	=100	≥80	90	75	100	WFP survey

Output Results

Activity 08: Provide services through the Logistics Cluster to government and other humanitarian and development partners

Output Category H: Shared services and platforms provided

Output	Output Indicator	Beneficiary Group	Sub Activity	Unit of measure	Planned	Actual
	H.1*: Number of shared services provided, by type					
H: Populations affected by crisis benefit from logistics cluster services to national disaster management cells, humanitarian agencies and partners in order to timely receive life-saving food and medical supplies.	H.1.105: Number of services provided		Service Delivery General	service	3	3
	H.2*: Number of WFP-led clusters operational, by type					
H: Populations affected by crisis benefit from logistics cluster services to national disaster management cells, humanitarian agencies and partners in order to timely receive life-saving food and medical supplies.	H.2.1: Number of WFP-led clusters operational		Service Delivery General	unit	3	3

Activity 10: Provide humanitarian air services to government and other humanitarian and development partners

Output Category H: Shared services and platforms provided

Output	Output Indicator	Beneficiary Group	Sub Activity	Unit of measure	Planned	Actual
	H.4*: Total volume of cargo transported					
H: Populations affected by crisis benefit from the humanitarian air services to national disaster management cells, humanitarian agencies and partners in order to timely receive humanitarian assistance.	H.4.21: Volume (m3) of cargo transported		Service Delivery General	m3	614	614
	H.7*: Total number of passengers transported					
H: Populations affected by crisis benefit from the humanitarian air services to national disaster management cells, humanitarian agencies and partners in order to timely receive humanitarian assistance.	H.7.3: Number of passengers transported		Service Delivery General	individual	200	211

Cross-cutting Indicators

Progress towards gender equality indicators

Improved gender equality and women's empowerment among WFP-assisted population									
Proportion of food assistance decision-making entity – committees, boards, teams, etc. – members who are women									
Target group, Location, Modalities	Activity	Subactivity	Category	Sex	Baseline	End-CSP Target	2020 Target	2020 Follow-up	2019 Follow-up
Food Insecure Households; Mozambique; Cash, Commodity Voucher, Food	Act 03: Provide cash and/or food transfers to vulnerable households affected by crisis	Food assistance for asset		Overall	0	≥50	≥50	51	49
Proportion of households where women, men, or both women and men make decisions on the use of food/cash/vouchers, disaggregated by transfer modality									
Target group, Location, Modalities	Activity	Subactivity	Category	Sex	Baseline	End-CSP Target	2020 Target	2020 Follow-up	2019 Follow-up
Food Insecure Households; Mozambique; Cash	Act 03: Provide cash and/or food transfers to vulnerable households affected by crisis	Food assistance for asset	Decisions made by women	Overall	31.80	≥30	≥30		
			Decisions made by men	Overall	40.40	≤20	≤20		
			Decisions jointly made by women and men	Overall	27.80	≥50	≥50		
Food Insecure Households; Mozambique; Commodity Voucher	Act 03: Provide cash and/or food transfers to vulnerable households affected by crisis	Food assistance for asset	Decisions made by women	Overall	51	≥30	≥30	28.80	
			Decisions made by men	Overall	32	≤20	≤20	32.90	
			Decisions jointly made by women and men	Overall	17	≥50	≥50	38.40	
Food Insecure Households; Mozambique; Food	Act 03: Provide cash and/or food transfers to vulnerable households affected by crisis	Food assistance for asset	Decisions made by women	Overall	21.33	≥30	≥30	38.70	
			Decisions made by men	Overall	38.33	≤20	≤20	27.20	
			Decisions jointly made by women and men	Overall	40.34	≥50	≥50	34.10	

Type of transfer (food, cash, voucher, no compensation) received by participants in WFP activities, disaggregated by sex and type of activity									
Target group, Location, Modalities	Activity	Subactivity	Category	Sex	Baseline	End-CSP Target	2020 Target	2020 Follow-up	2019 Follow-up
FFA Participants; Mozambique; Cash	Act 03: Provide cash and/or food transfers to vulnerable households affected by crisis	Food assistance for asset		Female	52.01	=52	=52		
				Male	47.99	=48	=48		
				Overall	100	=100	=100		
FFA Participants; Mozambique; Commodity Voucher	Act 03: Provide cash and/or food transfers to vulnerable households affected by crisis	Food assistance for asset		Female	52	=52	=52		
				Male	48	=48	=48		
				Overall	100	=100	=100		
FFA Participants; Mozambique; Food	Act 03: Provide cash and/or food transfers to vulnerable households affected by crisis	Food assistance for asset		Female	52	=52	=52		
				Male	48	=48	=48		
				Overall	100	=100	=100		

Protection indicators

Affected populations are able to benefit from WFP programmes in a manner that ensures and promotes their safety, dignity and integrity								
Proportion of targeted people accessing assistance without protection challenges								
Target group, Location, Modalities	Activity	Subactivity	Sex	Baseline	End-CSP Target	2020 Target	2020 Follow-up	2019 Follow-up
Food insecure households; Mozambique; Cash, Commodity Voucher, Food	Act 03: Provide cash and/or food transfers to vulnerable households affected by crisis	Food assistance for asset	Female	0	≥99	≥95	99.91	97
			Male	0	≥99	≥95	100	96
			Overall	0	≥99	≥95	99.95	96
Proportion of targeted people having unhindered access to WFP programmes (new)								
Target group, Location, Modalities	Activity	Subactivity	Sex	Baseline	End-CSP Target	2020 Target	2020 Follow-up	2019 Follow-up
Food Insecure Households; Mozambique; Cash, Commodity Voucher, Food	Act 03: Provide cash and/or food transfers to vulnerable households affected by crisis	Food assistance for asset	Female	67	=100	=100	99.93	
			Male	64	=100	=100	100	
			Overall	65	=100	=100	99.96	
Proportion of targeted people who report that WFP programmes are dignified (new)								
Target group, Location, Modalities	Activity	Subactivity	Sex	Baseline	End-CSP Target	2020 Target	2020 Follow-up	2019 Follow-up
Food Insecure Households; Mozambique; Cash, Commodity Voucher, Food	Act 03: Provide cash and/or food transfers to vulnerable households affected by crisis	Food assistance for asset	Female	94	=100	=100	98.27	
			Male	94	=100	=100	98.24	
			Overall	94	=100	=100	98.25	

Accountability to affected population indicators

Affected populations are able to hold WFP and partners accountable for meeting their hunger needs in a manner that reflects their views and preferences								
Proportion of assisted people informed about the programme (who is included, what people will receive, length of assistance)								
Target group, Location, Modalities	Activity	Subactivity	Sex	Baseline	End-CSP Target	2020 Target	2020 Follow-up	2019 Follow-up
Food Insecure Households; Mozambique; Cash, Commodity Voucher, Food	Act 03: Provide cash and/or food transfers to vulnerable households affected by crisis	Food assistance for asset	Female	0	≥80	≥50	82.50	57
			Male	0	≥80	≥50	85.30	62
			Overall	0	≥80	≥50	84.20	59
Proportion of project activities for which beneficiary feedback is documented, analysed and integrated into programme improvements								
Target group, Location, Modalities	Activity	Subactivity	Sex	Baseline	End-CSP Target	2020 Target	2020 Follow-up	2019 Follow-up
Food Insecure Households; Mozambique; Cash, Commodity Voucher, Food			Overall	0	=100	≥30	67	67

Environment indicators

Targeted communities benefit from WFP programmes in a manner that does not harm the environment								
Proportion of activities for which environmental risks have been screened and, as required, mitigation actions identified								
Target group, Location, Modalities	Activity	Subactivity	Sex	Baseline	End-CSP Target	2020 Target	2020 Follow-up	2019 Follow-up
Food Insecure Households; Mozambique; Cash, Commodity Voucher, Food	Act 03: Provide cash and/or food transfers to vulnerable households affected by crisis	Food assistance for asset	Overall	0	=50	=30	42.19	23

World Food Programme

Contact info

Antonella D'Aprile
gina.meutia@wfp.org

Cover page photo © WFP/ Giulia Serrelli
Nhamatanda district, Sofala province, Mozambique. A WFP-assisted woman receives her food rations through cash-based transfer.

<https://www.wfp.org/countries/mozambique>

Financial Section

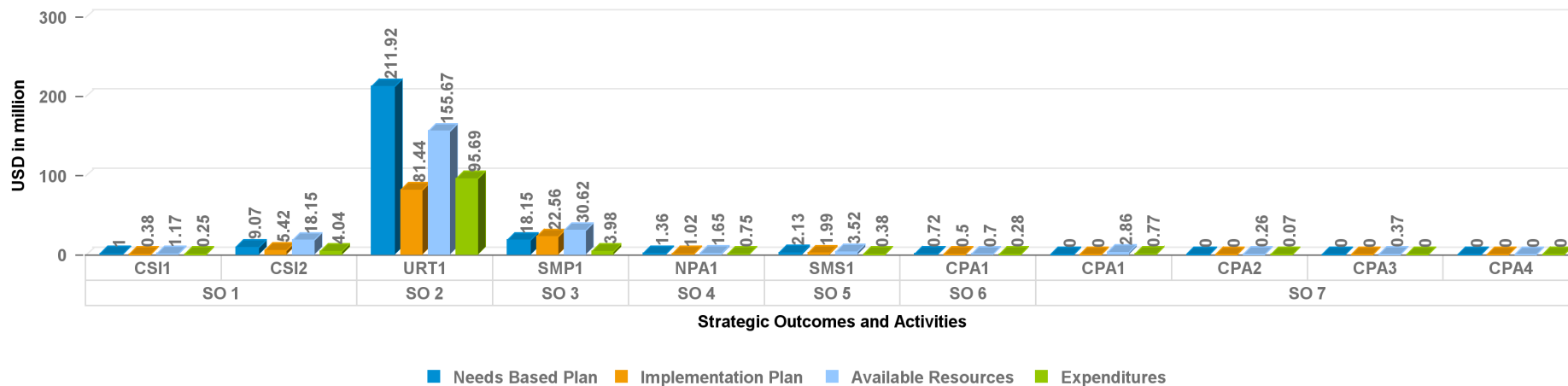
Financial information is taken from WFP's financial records which have been submitted to WFP's auditors.

Annual Country Report

Mozambique Country Portfolio Budget 2020 (2017-2022)

Annual Financial Overview for the period 1 January to 31 December 2020 (Amount in USD)

Annual CPB Overview



Code	Strategic Outcome
SO 1	Households in food insecure areas of Mozambique are able to maintain access to adequate and nutritious food throughout the year, including in times of shock.
SO 2	Shock affected people in Mozambique are able to meet their basic food and nutrition needs during and immediately after a crisis
SO 3	Children in chronically food insecure areas have access to nutritious food throughout the year.
SO 4	Targeted people in prioritized areas of Mozambique have improved nutritional status in line with national targets by 2021
SO 5	Targeted smallholder farmers in northern and central Mozambique have enhanced livelihoods by 2021.
SO 6	Humanitarian and development partners in Mozambique are reliably supported by efficient and effective supply chain and ICT services and expertise.
SO 7	Government and humanitarian partners in Mozambique have access to effective and reliable services during times of crisis.
Code	Country Activity Long Description
CPA1	Provide services through the Logistics Cluster to government and other humanitarian and development partners
CPA1	Provide supply chain services to humanitarian and development partners
CPA2	Provide Emergency Telecommunications Cluster services to government and other humanitarian and development partners
CPA3	Provide humanitarian air services to government and other humanitarian and development partners
CPA4	Provide accommodation, transport and other services as required to humanitarian and development partners
CSI1	Provide capacity strengthening to prepare for, respond to and recover from weather-related shocks, to the government at national, sub-national and community levels
CSI2	Provide technical assistance in making social protection programmes shock-responsive and hunger –sensitive, to the government
NPA1	Provide capacity strengthening and technical assistance to government entities implementing the national strategy to combat stunting and micronutrient deficiencies
SMP1	Strengthen the capacity of the government bodies responsible for the national home grown school feeding programme
SMS1	Enhance the aggregation, marketing and decision-making capacities of smallholder farmers, with focus on women
URT1	Provide cash and/or food transfers to vulnerable households affected by crisis

Annual Country Report

Mozambique Country Portfolio Budget 2020 (2017-2022)

Annual Financial Overview for the period 1 January to 31 December 2020 (Amount in USD)

Strategic Result	Strategic Outcome	Activity	Needs Based Plan	Implementation Plan	Available Resources	Expenditures
1	Children in chronically food insecure areas have access to nutritious food throughout the year.	Strengthen the capacity of the government bodies responsible for the national home grown school feeding programme	18,150,692	22,557,452	30,615,339	3,978,944
		Non Activity Specific	0	0	0	0
	Households in food insecure areas of Mozambique are able to maintain access to adequate and nutritious food throughout the year, including in times of shock.	Provide capacity strengthening to prepare for, respond to and recover from weather-related shocks, to the government at national, sub-national and community levels	996,298	382,714	1,169,607	250,080
		Provide technical assistance in making social protection programmes shock-responsive and hunger –sensitive, to the government	9,068,662	5,424,399	18,146,248	4,035,763
		Non Activity Specific	0	0	38,371	0
	Shock affected people in Mozambique are able to meet their basic food and nutrition needs during and immediately after a crisis	Provide cash and/or food transfers to vulnerable households affected by crisis	211,922,722	81,440,361	155,674,502	95,689,738
		Non Activity Specific	0	0	2,175,114	0

This computer generated report is certified by the Chief of Contribution Accounting and Donor Financial Reporting Branch (FINC)

Annual Country Report

Mozambique Country Portfolio Budget 2020 (2017-2022)

Annual Financial Overview for the period 1 January to 31 December 2020 (Amount in USD)

Strategic Result	Strategic Outcome	Activity	Needs Based Plan	Implementation Plan	Available Resources	Expenditures
Subtotal Strategic Result 1. Everyone has access to food (SDG Target 2.1)			240,138,373	109,804,926	207,819,182	103,954,525
2	Targeted people in prioritized areas of Mozambique have improved nutritional status in line with national targets by 2021	Provide capacity strengthening and technical assistance to government entities implementing the national strategy to combat stunting and micronutrient deficiencies	1,355,767	1,024,649	1,647,943	754,317
		Non Activity Specific	0	0	0	0
Subtotal Strategic Result 2. No one suffers from malnutrition (SDG Target 2.2)			1,355,767	1,024,649	1,647,943	754,317
3	Targeted smallholder farmers in northern and central Mozambique have enhanced livelihoods by 2021.	Enhance the aggregation, marketing and decision-making capacities of smallholder farmers, with focus on women	2,127,746	1,989,719	3,516,428	384,796
		Non Activity Specific	0	0	0	0
Subtotal Strategic Result 3. Smallholders have improved food security and nutrition (SDG Target 2.3)			2,127,746	1,989,719	3,516,428	384,796

Annual Country Report

Mozambique Country Portfolio Budget 2020 (2017-2022)

Annual Financial Overview for the period 1 January to 31 December 2020 (Amount in USD)

Strategic Result	Strategic Outcome	Activity	Needs Based Plan	Implementation Plan	Available Resources	Expenditures
8	Government and humanitarian partners in Mozambique have access to effective and reliable services during times of crisis.	Provide services through the Logistics Cluster to government and other humanitarian and development partners	0	0	2,858,336	770,104
		Provide Emergency Telecommunications Cluster services to government and other humanitarian and development partners	0	0	259,715	69,564
		Provide humanitarian air services to government and other humanitarian and development partners	0	0	371,093	0
	Humanitarian and development partners in Mozambique are reliably supported by efficient and effective supply chain and ICT services and expertise.	Provide supply chain services to humanitarian and development partners	720,444	504,847	699,768	283,465
		Non Activity Specific	0	0	73,472	0
	Subtotal Strategic Result 8. Sharing of knowledge, expertise and technology strengthen global partnership support to country efforts to achieve the SDGs (SDG Target 17.16)			720,444	504,847	4,262,383
	Non SO Specific	Non Activity Specific	0	0	6,782,593	0
Subtotal Strategic Result			0	0	6,782,593	0
Total Direct Operational Cost			244,342,331	113,324,141	224,028,529	106,216,770
Direct Support Cost (DSC)			5,407,980	5,747,753	14,517,485	7,110,347

This computer generated report is certified by the Chief of Contribution Accounting and Donor Financial Reporting Branch (FINC)

Annual Country Report

Mozambique Country Portfolio Budget 2020 (2017-2022)

Annual Financial Overview for the period 1 January to 31 December 2020 (Amount in USD)

Strategic Result	Strategic Outcome	Activity	Needs Based Plan	Implementation Plan	Available Resources	Expenditures
			249,750,311	119,071,894	238,546,014	113,327,117
			16,233,770	7,739,673	6,699,549	6,699,549
			265,984,081	126,811,567	245,245,564	120,026,667



Brian Ah Poe
Chief

Contribution Accounting and Donor Financial Reporting Branch

Columns Definition

Needs Based Plan

Latest annual approved version of operational needs as of December of the reporting year. WFP's needs-based plans constitute an appeal for resources to implement operations which are designed based on needs assessments undertaken in collaboration with government counterparts and partners

Implementation Plan

Implementation Plan as of January of the reporting period which represents original operational prioritized needs taking into account funding forecasts of available resources and operational challenges

Available Resources

Unspent Balance of Resources carried forward, Allocated contribution in the current year, Advances and Other resources in the current year. It excludes contributions that are stipulated by donor for use in future years

Expenditures

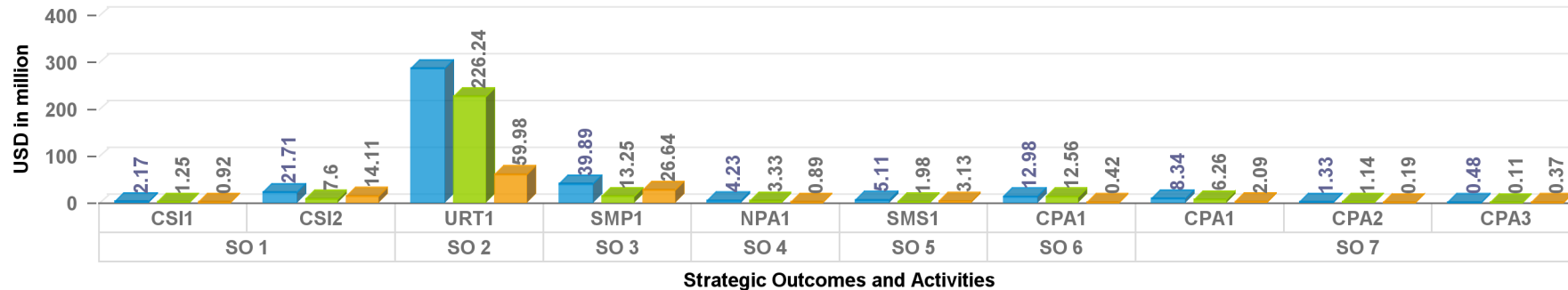
Monetary value of goods and services received and recorded within the reporting year

Annual Country Report

Mozambique Country Portfolio Budget 2020 (2017-2022)

Cumulative Financial Overview as at 31 December 2020 (Amount in USD)

Cumulative CPB Overview



■ Allocated Resources ■ Expenditures ■ Balance of Resources

Code	Strategic Outcome
SO 1	Households in food insecure areas of Mozambique are able to maintain access to adequate and nutritious food throughout the year, including in times of shock.
SO 2	Shock affected people in Mozambique are able to meet their basic food and nutrition needs during and immediately after a crisis
SO 3	Children in chronically food insecure areas have access to nutritious food throughout the year.
SO 4	Targeted people in prioritized areas of Mozambique have improved nutritional status in line with national targets by 2021
SO 5	Targeted smallholder farmers in northern and central Mozambique have enhanced livelihoods by 2021.
SO 6	Humanitarian and development partners in Mozambique are reliably supported by efficient and effective supply chain and ICT services and expertise.
SO 7	Government and humanitarian partners in Mozambique have access to effective and reliable services during times of crisis.

Code	Country Activity - Long Description
CPA1	Provide services through the Logistics Cluster to government and other humanitarian and development partners
CPA1	Provide supply chain services to humanitarian and development partners
CPA2	Provide Emergency Telecommunications Cluster services to government and other humanitarian and development partners
CPA3	Provide humanitarian air services to government and other humanitarian and development partners
CSI1	Provide capacity strengthening to prepare for, respond to and recover from weather-related shocks, to the government at national, sub-national and community levels
CSI2	Provide technical assistance in making social protection programmes shock-responsive and hunger –sensitive, to the government
NPA1	Provide capacity strengthening and technical assistance to government entities implementing the national strategy to combat stunting and micronutrient deficiencies
SMP1	Strengthen the capacity of the government bodies responsible for the national home grown school feeding programme
SMS1	Enhance the aggregation, marketing and decision-making capacities of smallholder farmers, with focus on women
URT1	Provide cash and/or food transfers to vulnerable households affected by crisis

Annual Country Report

Mozambique Country Portfolio Budget 2020 (2017-2022)

Cumulative Financial Overview as at 31 December 2020 (Amount in USD)

Strategic Result	Strategic Outcome	Activity	Needs Based Plan	Allocated Contributions	Advance and Allocation	Allocated Resources	Expenditures	Balance of Resources
1	Shock affected people in Mozambique are able to meet their basic food and nutrition needs during and immediately after a crisis	Provide cash and/or food transfers to vulnerable households affected by crisis	486,776,756	254,229,197	31,995,521	286,224,719	226,239,955	59,984,763
		Non Activity Specific	0	2,175,114	0	2,175,114	0	2,175,114
	Children in chronically food insecure areas have access to nutritious food throughout the year.	Strengthen the capacity of the government bodies responsible for the national home grown school feeding programme	51,213,940	39,886,426	0	39,886,426	13,250,030	26,636,396
	Households in food insecure areas of Mozambique are able to maintain access to adequate and nutritious food throughout the year, including in times of shock.	Provide capacity strengthening to prepare for, respond to and recover from weather-related shocks, to the government at national, sub-national and community levels	3,674,415	2,167,694	0	2,167,694	1,248,166	919,527
		Provide technical assistance in making social protection programmes shock-responsive and hunger –sensitive, to the government	16,883,744	21,711,572	0	21,711,572	7,601,087	14,110,485

Annual Country Report

Mozambique Country Portfolio Budget 2020 (2017-2022)

Cumulative Financial Overview as at 31 December 2020 (Amount in USD)

Strategic Result	Strategic Outcome	Activity	Needs Based Plan	Allocated Contributions	Advance and Allocation	Allocated Resources	Expenditures	Balance of Resources
1	Households in food insecure areas of Mozambique are able to maintain access to adequate and nutritious food throughout the year, including in times of shock.	Non Activity Specific	0	38,371	0	38,371	0	38,371
Subtotal Strategic Result 1. Everyone has access to food (SDG Target 2.1)			558,548,855	320,208,374	31,995,521	352,203,896	248,339,239	103,864,657
2	Targeted people in prioritized areas of Mozambique have improved nutritional status in line with national targets by 2021	Provide capacity strengthening and technical assistance to government entities implementing the national strategy to combat stunting and micronutrient deficiencies	5,145,857	4,227,246	0	4,227,246	3,333,620	893,626
		Non Activity Specific	0	0	0	0	0	0
Subtotal Strategic Result 2. No one suffers from malnutrition (SDG Target 2.2)			5,145,857	4,227,246	0	4,227,246	3,333,620	893,626

Annual Country Report

Mozambique Country Portfolio Budget 2020 (2017-2022)

Cumulative Financial Overview as at 31 December 2020 (Amount in USD)

Strategic Result	Strategic Outcome	Activity	Needs Based Plan	Allocated Contributions	Advance and Allocation	Allocated Resources	Expenditures	Balance of Resources
3	Targeted smallholder farmers in northern and central Mozambique have enhanced livelihoods by 2021.	Enhance the aggregation, marketing and decision-making capacities of smallholder farmers, with focus on women	4,702,483	5,110,316	0	5,110,316	1,978,683	3,131,633
		Non Activity Specific	0	0	0	0	0	0
Subtotal Strategic Result 3. Smallholders have improved food security and nutrition (SDG Target 2.3)			4,702,483	5,110,316	0	5,110,316	1,978,683	3,131,633
8	Government and humanitarian partners in Mozambique have access to effective and reliable services during times of crisis.	Provide services through the Logistics Cluster to government and other humanitarian and development partners	9,100,000	8,343,444	0	8,343,444	6,255,213	2,088,232
		Provide Emergency Telecommunications Cluster services to government and other humanitarian and development partners	1,903,414	1,328,570	0	1,328,570	1,138,419	190,151
		Provide humanitarian air services to government and other humanitarian and development partners	3,611,621	480,895	0	480,895	109,803	371,093

Annual Country Report

Mozambique Country Portfolio Budget 2020 (2017-2022)

Cumulative Financial Overview as at 31 December 2020 (Amount in USD)

Strategic Result	Strategic Outcome	Activity	Needs Based Plan	Allocated Contributions	Advance and Allocation	Allocated Resources	Expenditures	Balance of Resources
8	Government and humanitarian partners in Mozambique have access to effective and reliable services during times of crisis.	Provide accommodation, transport and other services as required to humanitarian and development partners	1,539,838	0	0	0	0	0
	Humanitarian and development partners in Mozambique are reliably supported by efficient and effective supply chain and ICT services and expertise.	Provide supply chain services to humanitarian and development partners	13,962,282	12,980,148	0	12,980,148	12,563,845	416,303
		Non Activity Specific	0	73,472	0	73,472	0	73,472
Subtotal Strategic Result 8. Sharing of knowledge, expertise and technology strengthen global partnership support to country efforts to achieve the SDGs (SDG Target 17.16)			30,117,155	23,206,530	0	23,206,530	20,067,279	3,139,250
	Non SO Specific	Non Activity Specific	0	6,782,593	0	6,782,593	0	6,782,593
Subtotal Strategic Result			0	6,782,593	0	6,782,593	0	6,782,593
Total Direct Operational Cost			598,514,350	359,535,058	31,995,521	391,530,580	273,718,821	117,811,759
Direct Support Cost (DSC)			26,873,677	22,100,528	803,844	22,904,372	15,497,233	7,407,138
Total Direct Costs			625,388,026	381,635,586	32,799,365	414,434,951	289,216,054	125,218,897
Indirect Support Cost (ISC)			40,713,580	22,982,364		22,982,364	22,982,364	0

This computer generated report is certified by the Chief of Contribution Accounting and Donor Financial Reporting Branch (FINC)

25/01/2021 13:15:58

Annual Country Report

Mozambique Country Portfolio Budget 2020 (2017-2022)

Cumulative Financial Overview as at 31 December 2020 (Amount in USD)

Strategic Result	Strategic Outcome	Activity	Needs Based Plan	Allocated Contributions	Advance and Allocation	Allocated Resources	Expenditures	Balance of Resources
Grand Total			666,101,606	404,617,950	32,799,365	437,417,315	312,198,418	125,218,897



This donor financial report is interim
Brian Ah Poe
Chief

Contribution Accounting and Donor Financial Reporting Branch

Columns Definition

Needs Based Plan

Latest approved version of operational needs. WFP's needs-based plans constitute an appeal for resources to implement operations which are designed based on needs assessments undertaken in collaboration with government counterparts and partners

Allocated Contributions

Allocated contributions include confirmed contributions with exchange rate variations, multilateral contributions, miscellaneous income, resource transferred, cost recovery and other financial adjustments (e.g. refinancing). It excludes internal advance and allocation and contributions that are stipulated by donor for use in future years.

Advance and allocation

Internal advanced/allocated resources but not repaid. This includes different types of internal advance (Internal Project Lending or Macro-advance Financing) and allocation (Immediate Response Account)

Allocated Resources

Sum of Allocated Contributions, Advance and Allocation

Expenditures

Cumulative monetary value of goods and services received and recorded within the reporting period

Balance of Resources

Allocated Resources minus Expenditures