

SAVING
LIVES

CHANGING
LIVES



Zambia Annual Country Report 2020

Country Strategic Plan
2019 - 2024



World Food
Programme

Table of contents

2020 Overview	3
Context and operations & COVID-19 response	6
Risk Management	7
Partnerships	9
CSP Financial Overview	10
Programme Performance	12
Strategic outcome 01	12
Strategic outcome 02	15
Strategic outcome 03	17
Strategic outcome 04	20
Strategic outcome 05	22
Cross-cutting Results	23
Progress towards gender equality	23
Protection and accountability to affected populations	24
Environment	26
Data Notes	26
Figures and Indicators	36
WFP contribution to SDGs	36
Beneficiaries by Sex and Age Group	38
Beneficiaries by Residence Status	38
Beneficiaries by Programme Area	39
Annual Food Transfer	39
Annual Cash Based Transfer and Commodity Voucher	39
Strategic Outcome and Output Results	40
Cross-cutting Indicators	53

2020 Overview

In 2020, WFP entered the second year of its Country Strategic Plan in Zambia (2019-2024)[1]. The CSP is built around creating strong partnerships and collaboration with the Government, United Nations agencies, non-governmental organizations, the private sector and other stakeholders to contribute towards zero hunger through assistance programmes, capacity and system strengthening initiatives. It positions WFP as a strategic partner for achieving Sustainable Development Goals (SDGs) 2 (Zero Hunger) and 17 (Partnership for the Goals), among others.

The year was challenging, as COVID-19 hit when Zambia was just starting to recover from two consecutive droughts[2], with containment measures[3] disrupting food supply chains and affecting people's livelihoods and food security, especially for urban populations who mainly depend on markets and the informal economy for food[4]. The pandemic also affected WFP's programme implementation, with some activities scaled-down or suspended, and others requiring programmatic adjustments for their delivery.

Despite the challenging context and thanks to donor and partners support, including the national Government, WFP reached over 1 million people with food/cash assistance and integrated smallholder and nutrition support interventions in 2020. In addition, WFP provided logistical support and technical assistance to the Government to effectively deliver food assistance in selected targeted districts.

As part of its support to crisis-affected people, WFP provided food assistance to over 15,000 refugees from the Democratic Republic of the Congo and over 640,000 drought-affected people across 16 districts[5]. Additionally, WFP implemented the COVID-19 response, providing cash to over 300,000 vulnerable people impacted by the pandemic in six urban districts [6]. Overall, WFP's assistance allowed the most immediate food and nutrition needs of vulnerable people to be met, preventing their food insecurity situation from deteriorating[7].

WFP and partners worked to strengthen the resilience of smallholder farmers against climate and other shocks, with almost 20,000 smallholder farmers assisted with farming inputs[8] and over 60,000 trained in conservation agriculture (CA) practices, post-harvest management and financial management[9]. WFP also supported nearly 7,000 smallholder farmers who suffered from crop losses due to early-season dry spells during the 2019/20 farming season to access the weather index insurance scheme[10]. In addition, WFP collaborated with the Government in gathering and disseminating climate information using community-early warning systems, enabling smallholder farmers to make informed decisions on agricultural production.

WFP continued to support national efforts to improve nutrition, advocating for nutrition-sensitive programming and building the capacities of government and private sector entities participating in food value chains to produce and supply diverse and nutritious food. WFP supported the Government to develop nutrition-sensitive social protection guidelines and launched the Fill the Nutrient Gap (FNG) analysis to identify the barriers faced by the most vulnerable in accessing and consuming healthy foods in order to establish context-appropriate interventions to overcome them. In collaboration with the Ministry of Health and the Ministry of General Education (MoGE), WFP worked to enhance nutrition education and awareness and promote the consumption of diverse diets across all its activities[11]. Through the Scaling-Up Nutrition Business Network (SBN), WFP supported the Government to develop and launch the Healthy Diets Campaign – a nationwide health and nutrition promotion campaign – and the Good Food Logo – a certification mark for food products meeting set nutrition criteria.

In support of the Government, WFP contributed to the development and launch of the first-ever national Home-Grown School Meals (HGSM) Strategy and Decentralised Procurement Strategy, as well as supported MoGE to establish hydroponics gardens in schools for use as nutrition education sites and for producing fresh vegetables to diversify meals for school children.

WFP also supported the Government in developing digital systems for improved service delivery, such as the beneficiary registration and urban payment system that enhances accountability and transparency of the social cash transfer programme, as well as the HGSM Food Tracking System that tracks food movements and ensures accountability in programme management.



1,010,701

Total Beneficiaries in 2020

Estimated number of persons with disabilities: 18,413 (48% Female, 52% Male)

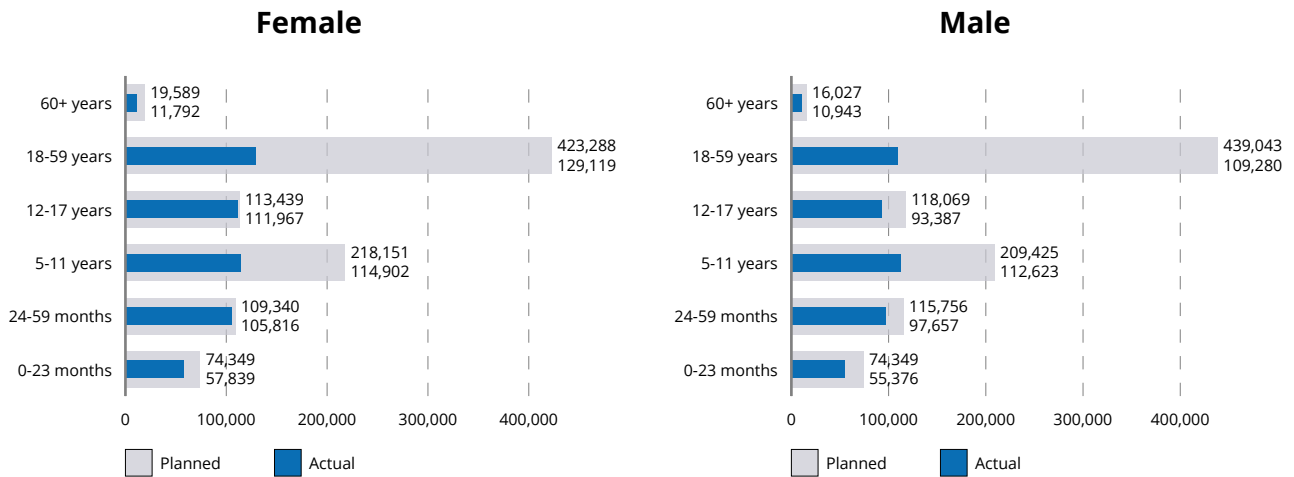


53% female

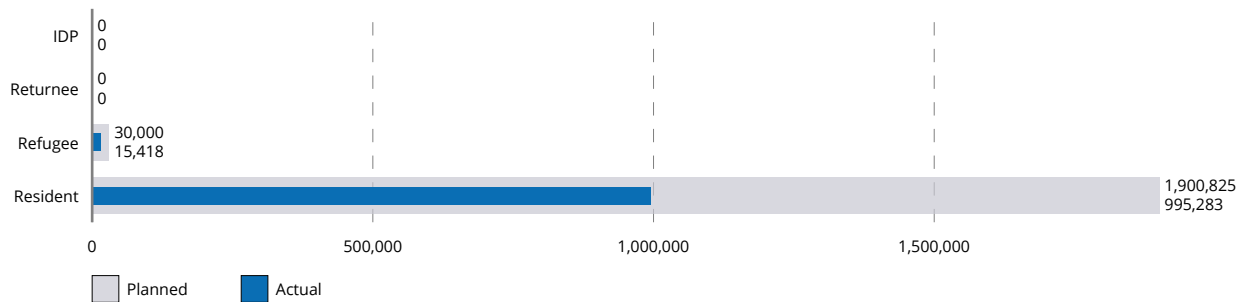


47% male

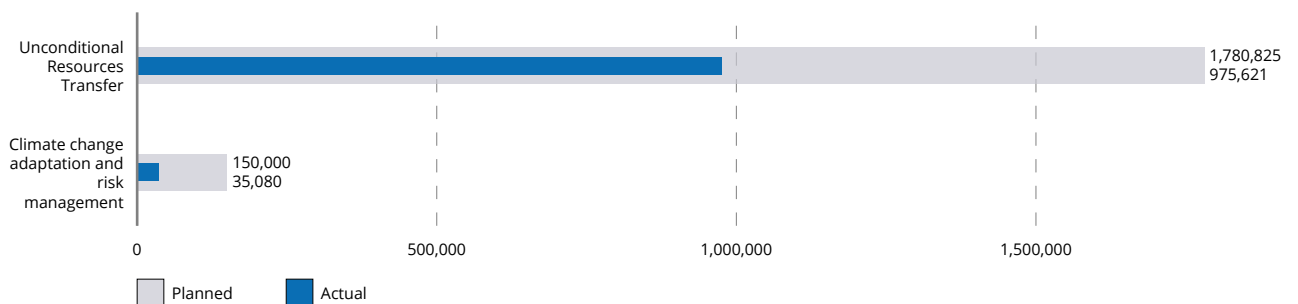
Beneficiaries by Sex and Age Group



Beneficiaries by Residence Status



Beneficiaries by Programme Area

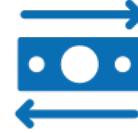


Total Food and CBT



6,644 mt

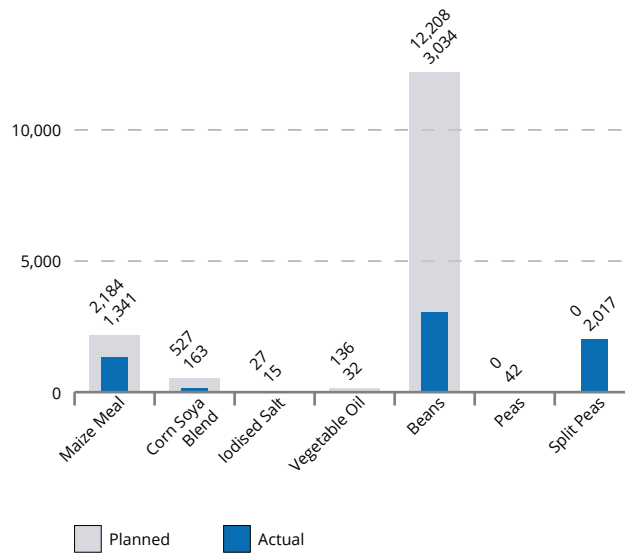
total actual food transferred in 2020
of 15,083 mt total planned




US\$ 4,990,190

total actual cash transferred in 2020
of \$US 18,731,267 total planned

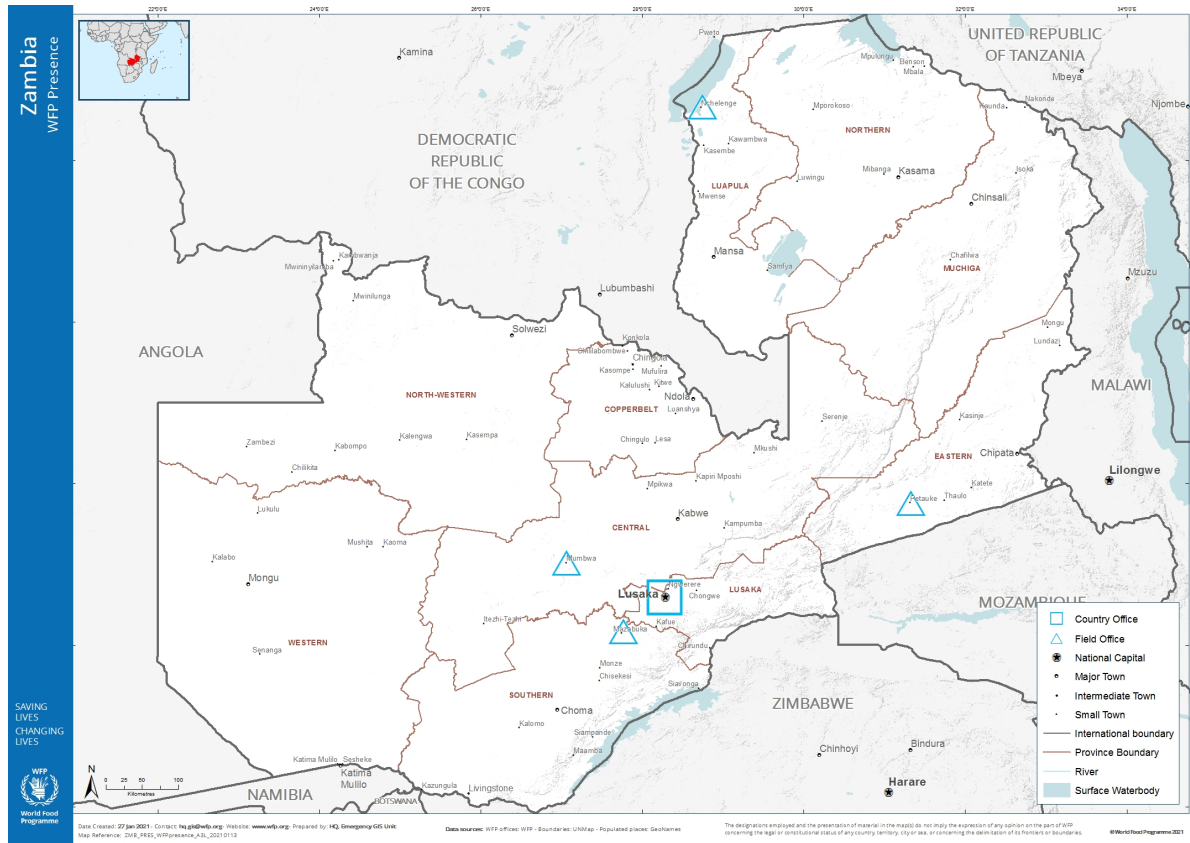
Annual Food Transfer



Annual Cash Based Transfer and Commodity Voucher



Context and operations & COVID-19 response



Despite Zambia's impressive economic growth during the last decade and its lower middle-income status, over half of its population of 17.8 million people[1] lives below the poverty line[2][3]. A deteriorating economy, with high debt burden and a weakening local currency aggravated by the COVID-19 outbreak[4], is undermining the ability of the Government to deliver social services and invest in programs that alleviate poverty and achieve zero hunger. At the same time, the impact of the pandemic, which resulted in loss of income and high food prices, is further threatening the livelihoods and food security of the most vulnerable.

Zambia has great potential to be the breadbasket of Southern African region, often yielding surplus grain. However, Zambia's 1.5 million smallholder farmers[5] — the producers of 80 percent of the domestic supply of food — are predominately dependent on rain-fed agriculture, exposing them to climate risks. Other issues faced by smallholder farmers include low productivity and incomes due to limited access to inputs, finance markets and post-harvest storage and management technologies. At the same time, over-reliance on maize, limited nutrition knowledge and poor nutrition practices affect peoples' dietary diversity, with more than 90 percent of the population consuming less than the recommended five servings of fruits and vegetables a day. These factors contribute to the country's triple burden of malnutrition, characterised by high prevalence of undernutrition, micronutrient deficiencies and rising overnutrition. Despite incremental progress over the last five years, Zambia's stunting rate – with 35 percent of children under five stunted (1.2 million children) – is one of the highest worldwide. Furthermore, 31 percent of women and 58 percent of children are anaemic, while 23 percent of the women are overweight or obese[6].

In March 2020, Zambia recorded the first cases of COVID-19, when smallholder farmers were just starting to rebuild their livelihoods after the 2018/2019 drought and flash floods that affected 2.3 million people. Despite a favourable farming season in 2019/2020, which led to a 69 percent increase in the production of maize compared to the previous one[7], the lingering effects of the drought and the impact of COVID-19 on supply chains drove the food prices to above average levels. People in urban districts who rely on markets for food felt the effects more strongly, especially the households with pre-existing vulnerabilities or those working in the informal sector[8].

Zambia – home to more than 40,000 refugees from the Democratic Republic of Congo (DRC) who now live in Zambia – saw an increased influx of refugees from the DRC due to the renewed tensions in some parts of the country. Numbers continued to steadily rise from May to the end of the year, increasing by almost 15 percent in Mantapala Refugee Settlement alone. This pushed up the need for food and nutrition assistance.



Interventions under the Country Strategic Plan (CSP) 2019–2024 – encompassing crisis response, addressing root causes and strengthening resilience – continued to position WFP as a strategic partner to the Government for the realisation of zero hunger amidst the challenging operational context of COVID-19. Key objectives include: the provision of food assistance to conflict-affected and vulnerable populations to improve their nutritional status; boosting the livelihoods of smallholder farmers and communities in food-insecure areas; and technical assistance and service provision to the Government, including to strengthen systems to implement national social protection programmes.

Since 2015, the social protection sector has significantly grown in Zambia, being integrated and mainstreamed across different sectors, from health to education, nutrition, agriculture and emergency response, while recent policies in line with Zambia's commitment to the Sustainable Development Goals as reflected in the 7th National Development Plan (2017–2021), the CSP prioritises social protection as a mechanism to reduce poverty, as also outlined in its National Social Protection Policy and other government policies in support of an all-inclusive and right-based programming.

The CSP's outcomes were elaborated with the Government and other United Nations (UN) agencies, including the United Nations Children's Fund, the Food and Agriculture Organization, the International Fund for Agricultural Development and the United Nations High Commissioner for Refugees.

Strategic Outcome 1 focuses on responding to the immediate food and nutritional needs of crisis-affected people, including refugees and people affected by the impacts of climate change and COVID-19. Strategic Outcome 2 seeks to improve the nutritional status of vulnerable populations – including pregnant and lactating women and girls – by providing technical assistance to government and private sector entities participating in food value chains for the production of diverse and nutritious foods. Strategic Outcome 3 aims to boost smallholder farmers' productivity and resilience by increasing their access to markets, financial services and improved systems and technologies. Strategic Outcome 4 focuses on strengthening government capacities to deliver social protection and disaster management programmes and thereby strengthen the resilience of food-insecure and shock-prone populations. The newly introduced Strategic Outcome 5 focuses on service provision to the Government, the private sector, development partners and other UN agencies.

As a result of COVID-19, WFP adjusted its programmes to adapt to containment measures such as restrictions on movement and gatherings. The adjustments included scaling down and suspending some of the programme activities, based on WFP's programme criticality assessments. Additionally, WFP found ways to adjust implementation, such as by providing training through radio programmes and distributing double rations of food and cash to limit frequency of contact between humanitarian staff and assisted populations. Despite the challenging COVID-19 context, WFP provided support to 1 million people through food assistance, as well as integrated nutrition and smallholder support interventions.

In addition to sustaining its operations, WFP provided unconditional cash transfers to food insecure people impacted by the negative effects of COVID-19 in six urban districts[9], in line with the Government's COVID-19 Multisectoral Contingency and Response Plan developed with support from the UN.

Risk Management

In Zambia, COVID-19 compounded the risks WFP identified at the beginning of the year, including insufficient funding, rising food prices, climate shocks, pest infestations and a deteriorating economy[1].

Climate change remained a key concern. Besides supporting the food and nutrition needs of people impacted by drought during the 2018/2019 farming season[2], WFP provided on-demand logistical support to the Government, delivering maize meal to districts affected by flooding[3].

The COVID-19 pandemic containment measures disrupted supply chains, and contributed to increases in food prices[4][5], with a significant impact on food access, particularly for urban low-income households that mainly depend on markets. To mitigate the impact of COVID-19 among the urban poor, WFP, in coordination with the Government and other UN agencies, launched a cash assistance programme, targeting 322,000 people in six urban districts[6]. To facilitate the response, WFP revised its budget from USD 112.2 million to USD 142 million[7], with 45 percent of needs funded.

The containment measures affected WFP's programme delivery, leading to the scale-down and suspension of some activities, particularly under the Home-Grown School Meals programme due to school closure. Nonetheless, as guided by the programme criticality assessment, WFP continued providing life-saving food and cash assistance and implementing resilience, financial inclusion and capacity-strengthening interventions while adhering to preventative measures[8][9].



Double distributions of food and cash helped beneficiaries buy food in bulk and go to the market less frequently to access diverse foods, while reducing time spent at distribution points[10]. Mobile money services used for cash assistance helped minimize human-to-human contact. Additionally, WFP conducted remote market and food security monitoring using Mobile Vulnerability Analysis and Mapping (mVAM) tools.

The impacts of COVID-19 are anticipated to remain substantial[11], affecting key economic sectors and the country's food security. The risk of pest infestations is expected to continue in the coming year, affecting the food and nutrition security of low-income earners and rural households.

Partnerships

Through 2020, WFP continued to support the Government's national priorities for achieving food and nutrition security in Zambia and strengthened partnerships across the humanitarian-development spectrum to effectively transition from direct assistance to capacity strengthening.

Working with the Government and partners, WFP continued to position itself as a strong partner in the areas of crisis response, emergency preparedness, social protection, school feeding, resilience-building and nutrition improvement.

WFP and the Government worked together to deliver assistance to drought and flood-affected people through its disaster management department. As part of a larger inter-agency response to COVID-19, WFP coordinated with the Government, the United Nations Children's Fund (UNICEF), and the International Labour Organization (ILO) to provide cash assistance to poor urban populations under the Government's COVID-19 Multi-sectoral Contingency and Response Plan. The UN Inter-agency Emergency Appeal for COVID-19 and the Government's COVID-19 Multi-sectoral Contingency and Response Plan served as a basis for increased resource mobilisation efforts, allowing WFP to quickly secure donor funding for the response, including a significant contribution secured from ECHO. In addition, WFP worked with the United Nations High Commissioner for Refugees (UNHCR) and the national Commission for Refugees to respond to refugee needs.

Traditional development donors have been WFP's main partners and source of funding to implement integrated nutrition and resilience interventions. In 2020, they continued to further nutrition outcomes by contributing to phase two of the Scaling-Up-Nutrition (SUN) programme and provided predictable multi-year funding essential for programme continuity. Continued donor support was also crucial for the second phase of the United Nations Social Protection Joint Programme, for which WFP is receiving funding to strengthen beneficiary registration systems.

For nutrition activities, WFP worked closely with the Government, focusing on increasing national capacity and supporting policy development for an enabling environment to further nutrition outcomes. Under the Scaling-Up-Nutrition (SUN) programme, the private sector engaged through the SUN Business Network (SBN) promoting the production and consumption of nutritious foods. Initiatives included the government-led nationwide Healthy Diets Campaign and the Good Food Logo initiative.

Similarly, WFP's shift towards national capacity strengthening on social protection systems, policies and programmes resulted in the launch of the first National Home-Grown School Meals (HGSM) Strategy and HGSM Procurement Strategy, a demonstration of how WFP has managed to influence policy support to maximise the impact of national programmes in contribution to SDG2.

WFP continued to strongly advocate for flexible and multi-year funding to ensure quality implementation and programme continuity, and increased engagements with local development donors to broaden the donor base for smallholder support activities. This led to a significant contribution from Germany through BMZ/KfW in support of early recovery and resilience activities for 2020-2022. Furthermore, WFP established transformative, collaborative and mutually beneficial partnerships with the private sector to increase the resilience and productivity of smallholder farmers. Through the local partnership with ABInBev/Zambian Breweries for example, WFP will enhance livelihoods opportunities for 1,000 smallholder farmers through promoting the adoption of drought-tolerant value chains, and supporting them to access seeds, insurance, credit and a sustainable market for their produce. Through the partnership with Lusaka Securities Exchange and Zambia Agricultural Market Exchange, WFP is linking smallholder farmers to the Warehouse Receipt System platform, giving them the opportunity to access formal and sustainable national food markets that are usually difficult to access from remote rural areas. Leveraging a global network of partners and collaborating with the International Fund for Agricultural Development (IFAD), WFP also facilitated the development of tools, knowledge and technical skills to help the Government design the first ever livestock index insurance, launched in 2020 and integrated into national systems.



CSP Financial Overview

Costed at USD 58.49 million, WFP's Needs Based Plan (NBP) for 2020 was 77 percent resourced, following a budget revision undertaken in the second half of the year to include COVID-19 needs – costed at USD 21.44 million. The budget revision also absorbed a USD 10.1 million contribution from Germany for early recovery and resilience-building of drought-affected populations under Strategic Outcome 3 and 4[1]. Funding mainly consisted of contributions and/or multi-year contributions, as well as resources carried forward from 2019 and internal WFP funding mechanisms.

























Crisis response activities (Strategic Outcome 1) in support of crisis-affected populations, including refugees and people affected by climate-induced and other shocks, were overall 43 percent funded against the NBP. Thanks to consistent directed contributions from European Civil Protection and Humanitarian Aid Operations (ECHO) and United Nations Central Emergency Response Fund (UN CERF), the COVID-19 component was 45 percent funded against the NBP. This level of funding proved to be sufficient to implement the response in support of poor urban populations impacted by the pandemic, as WFP reduced the number of people planned to receive cash assistance after the rapid food security assessment identified less people in need in the targeted districts. Drought response activities continued into the first half of 2020, using resources carried over from 2019, while the refugee response leveraged internal funding mechanisms to kick-start distributions in 2020 and throughout the first quarter of the year. Advance financing granted by donors was critical to continue supporting refugees in April and May, even if with reduced entitlements. With new funding secured for the refugee component in July, WFP was able to resume full rations for food and cash and provide uninterrupted food and nutrition support to the refugees throughout 2020, while scaling up its cash-based transfers from 1,500 refugees in January to 5,000 refugees in July.

With continued efforts to diversify the donor base and advocate for predictable, multi-year funding, nutrition (Strategic Outcome 2) and resilience (Strategic Outcome 3) activities were fully funded in 2020 through a mix of multiyear, directed and flexible contributions.

Overall, Strategic Outcome 4 was well funded, thanks to new contributions secured in 2020[2]. However, its two components had different funding levels. The school feeding component (activity 6) was fully funded against both plans, with a significant directed contribution confirmed in 2020. This enabled WFP to strengthen local food procurement and production to support access to diversified food for schoolchildren. On the other hand, WFP continued to face funding challenges for the component aimed at strengthening government capacities for social protection, early warning and disaster preparedness (activity 5), which was only 64 percent funded against the NBP. WFP continued to rely on funding from the United Nations Joint Social Protection Programme and to mitigate resource limitations by providing technical support to the Disaster Management and Mitigation Unit with staff time and technical expertise.

With the budget revision, a new fifth strategic outcome was added to the CSP in 2020 to provide on-demand service provision to the Government, private sector, development partners and United Nations agencies. This strategic outcome accommodates common premises support to the International Fund for Agricultural Development (IFAD) at an approximate annual cost of USD 65,000. In addition, the WFP provided service provision to UNFPA for storage and handling of non-food items at a cost of USD 6,750.

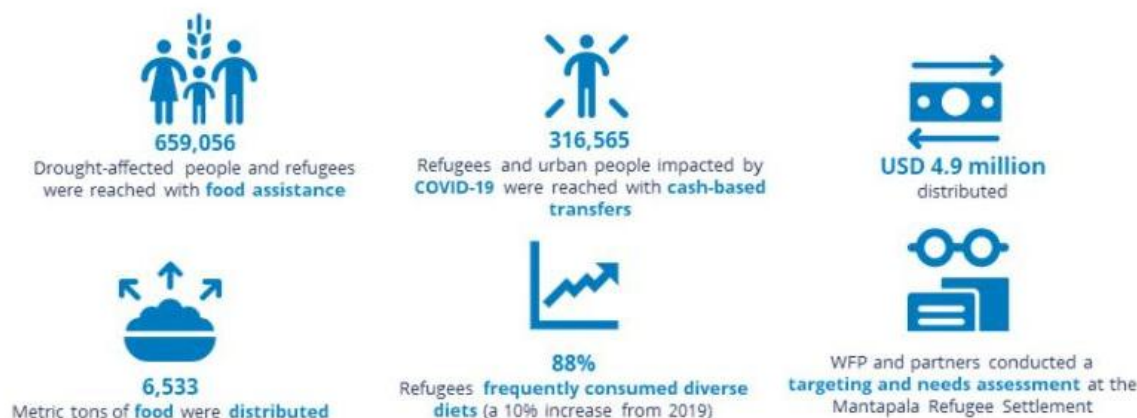
Annual CSP Financial Overview by Strategic Outcome

	Needs Based Plan	Implementation Plan	Available Resources	Expenditure
01: Crisis-affected people in Zambia, including refugees, can meet their basic food and nutrition needs all year round	 41,635,316	 9,733,854	 18,015,062	 12,126,672
02: Vulnerable people in Zambia have improved nutritional status in line with national targets, by 2024.	 1,859,234	 1,859,234	 3,042,269	 1,138,035
03: Smallholder farmers in Zambia, especially women, have increased access to markets, enhanced resilience to climate shocks and diversified livelihoods by 2030	 6,421,397	 2,983,980	 16,031,553	 3,178,405
04: Government institutions in Zambia have more efficient, effective, and shock-responsive social protection systems to contribute to SDG2	 1,616,545	 476,393	 2,752,239	 583,256
05: Government institutions in Zambia and their partners have more efficient, effective, and shock-responsive social protection systems to contribute to SDG2.	 510,500	 0	 39,695	 26,194
Total:	 52,042,992	 15,053,461	 39,880,818	 17,052,562

The annual financial figures presented in this table are aggregated at Strategic Outcome level. The full presentation of the annual financial overview for the CSP, including breakdown of financial figures by activity, resources not yet allocated to a specific Strategic Outcome, Direct Support Costs and Indirect Support Costs are available in the Annual Financial Overview for the period 01 January to 31 December 2020.

Programme Performance

Strategic outcome 01: Crisis-affected people in Zambia, including refugees, can meet their basic food and nutrition needs all year round



Activity 1: Provide food and nutrition support to crisis-affected populations

Under Strategic Outcome 1 (SO1), working with the Government, UN agencies and cooperating partners, WFP continued to address the food and nutrition needs of crisis-afflicted populations, including refugees, drought-affected people and vulnerable urban residents impacted by COVID-19. The crisis response component was broadened since the launch of the CSP in July 2019. Prolonged dry spells in the 2018/2019 agricultural season and the COVID-19 outbreak triggered two budget revisions[1], increasing SO1 funding needs to USD 92.3 million from USD 33 million.

By the end of the government-led drought response implemented between December 2019 and June 2020, WFP delivered 3,400 mt of government-supplied maize meal to over 648,000 drought-affected people in 16 districts, exceeding the target of 615,000 people prioritised by WFP[2]. Of those people, over 334,000 also received WFP-procured pulses, complementing the Government's food basket[3]. Post-distribution monitoring (PDM) conducted in the drought-affected districts revealed improvements in food consumption levels, with most households now consuming two meals a day from one before. Moreover, 86 percent and 68 percent of the households consumed food rich in proteins and vitamin A respectively, while more households consumed foods rich in heme-iron on a frequency of 1-6 days. However, some households adopted negative coping mechanisms, such as reducing the number of meals eaten per-day or restricting adult consumption to allow children to eat.

Following the COVID-19 outbreak, the Government and its partners including WFP launched the COVID-19 Emergency Cash Transfer (C-19 ECT) programme in July 2020. WFP started providing cash assistance to vulnerable urban households in late July, in close collaboration and coordination with the Ministry of Community Development and Social Services (MCDSS), UNICEF, ILO and other partners.

WFP's response complements the national COVID-19 Multisectoral Contingency and Response Plan developed with support from the UN[4]. The initial plan was to reach some 656,000 vulnerable people, based on estimates from the Government-led response plan and the UN-led Inter-agency Emergency Appeal. Following two rapid food security assessments conducted by WFP[5], they revised targets to 322,000 people in six districts[6], who were identified to be food insecure due to negative effects of COVID-19. The assessments revealed that the pandemic and its containment measures impacted the quality, quantity and diversity of meals consumed by people in the informal sector and households with pre-existing vulnerabilities (i.e. households with people living with disabilities and households headed by the elderly or women).

Each household received ZMW 400 (USD 19.07) per month to meet their essential food and non-food needs for six months. The response will continue until April 2021 to help people cover their food needs during the lean season

(December-April), when food prices are usually at their highest. In 2020, WFP has already reached over 311,000 people with monthly payments. To limit human-to-human contact in the COVID-19 period, WFP distributed cash via mobile money services using a local mobile network provider. In three districts, most beneficiaries have already received payments for the planned six months, while in the other three they have received two months' worth of payments and will receive the remaining in 2021[7].

WFP integrated nutrition messages in awareness raising activities accompanying the response to promote the choice and consumption of nutritious foods among assisted people – critical to keep the immune system strong during the COVID-19 pandemic. Radio channels and text messages were also used to encourage beneficiaries to use the money on nutritious foods. The response mitigated food insecurity, with data from WFP's post-distribution monitoring showing 77 percent of the assisted people frequently consuming diverse diets in December.

In support of the COVID-19 response, WFP conducted market monitoring in targeted districts using its mobile Vulnerability Analysis and Mapping (mVAM) platform. Market and price monitoring showed that while the price of maize improved in October – 10 percent below the previous year - the national average price remained 40 percent above the five year average, partly due to lingering effects from the previous year's drought[8]. The prices are expected to remain above-average in the coming months and throughout the lean season – especially during its peak from December 2020 to February 2021, mainly because of the rising food inflation and the depreciating local currency, aggravated by the COVID-19 pandemic.

Under the refugee response, WFP, working with the United Nations High Commissioner for Refugees (UNHCR) and the Government, continued addressing the food and nutrition needs of Congolese refugees at the Mantapala Refugee Settlement. Due to limited resources in the first quarter of 2020, WFP provided reduced food rations and cash transfers to refugees from May to June. Thanks to improved funding levels after June, WFP resumed providing full rations and equivalent cash entitlements, reaching over 15,400 refugees (over 80 percent women and children)[9]. Among the assisted people, over 10,200 received food (fortified maize meal, pulses, fortified vegetable oil and salt) that provided each refugee with an estimated 2,100 kcal a day, enough to meet their required food and nutrition needs. Additionally, nearly 5,200 refugees received cash assistance of ZMW 155 (USD 7.4) per month, equivalent to the value of the food basket[10]. The transition from in-kind food to cash assistance started in May 2020, following the recommendations from the Joint Assessment Mission highlighting that over 80 percent of the refugees would prefer cash after markets were assessed as functional[11].

WFP's PDM data showed improvements in food consumption patterns among the refugee population, with more people frequently consuming diverse diets compared to 2019. This can be attributed to the introduction of cash-based transfers, which allowed refugees to buy and consume more diverse foods, complemented by nutrition sensitisation and the monthly cooking classes. The food security situation has been similar throughout the year, with most households falling within borderline and acceptable food consumption score. Similarly, it was observed that the quality of diets consumed at household level had improved, with slightly more families consuming foods rich in heme-iron, vitamin A and proteins compared to 2019. Further analysis indicates that households receiving cash had better food and nutrition outcomes, justifying WFP's move to transition all refugees to cash assistance by early 2021. Nonetheless, some households still had poor food consumption patterns, slightly above the 2020 targets, but significantly better than the year before. Overall, WFP assistance prevented the food security situation of vulnerable people from deteriorating further, allowing them to meet their most immediate food and nutrition needs.

Before transitioning all Congolese refugees to cash assistance, WFP conducted a market assessment in the neighbouring districts to establish whether markets were functional. The assessment focused on establishing food price trends and ascertaining food availability and the capacity of existing markets to meet increased food demand. Findings indicated that markets were functional and ready to support increased demand, although a surging inflation and depreciating local currency led to commodity price increases, causing WFP to adjust the 2021 transfer value by almost 21 percent[12].

Nutrition sensitization through radio and short text messages accompanied food and cash distributions to promote good nutrition practices among the refugees, especially raising awareness around the usage of the provided cash. WFP used local radios to disseminate nutrition education programmes in four familiar languages, airing one episode per month.

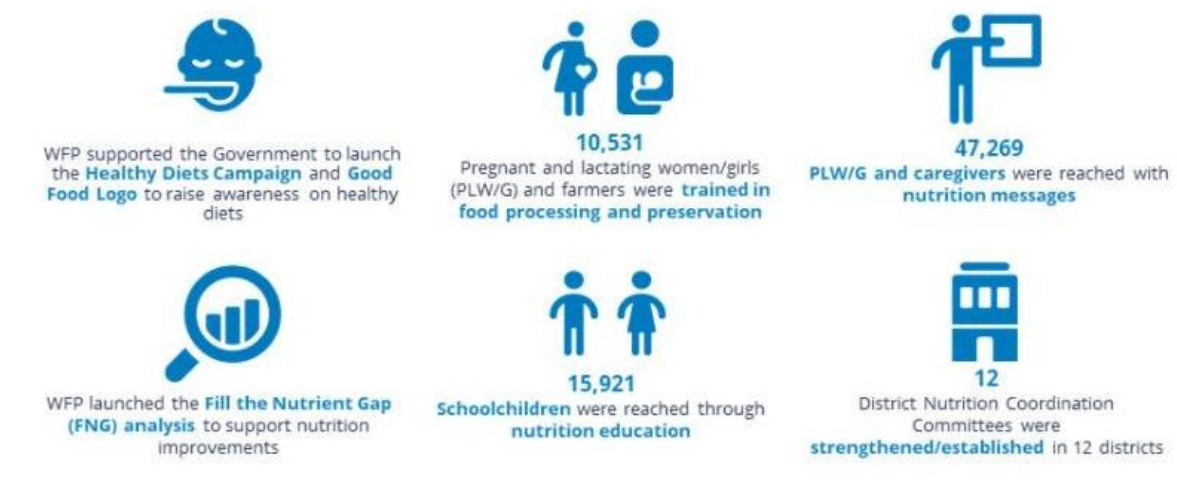
In an effort to explore the possible transition from status-based to needs-based targeting and from blanket food assistance to livelihoods, integration and self-reliance, WFP and UNHCR undertook a needs assessment in September, with support from the Joint WFP-UNHCR Programme of Excellence and Targeting Hub. This will inform WFP's future targeting strategy and assistance plans. WFP continues to advocate for a durable solutions approach to address the holistic needs of the refugees and surrounding communities, in line with the protection and durable solutions strategy and the commitments of the Zambian Government.



Gender and age were fully integrated into crisis response activities, resulting in 4 in WFP's Gender and Age Marker code system. Through the refugee, COVID-19 and drought responses, WFP enhanced access to food among men, women and children, preventing a deterioration of their food insecurity.

WFP Gender and Age Marker	
CSP Activity	GAM Monitoring Code
Provide food and nutrition support to crisis-affected populations	4

Strategic outcome 02: Vulnerable people in Zambia have improved nutritional status in line with national targets, by 2024.



Activity 02: Provide technical expertise to government and private sector entities involved in the production and marketing of nutritious products

Despite Zambia attaining middle-income status a decade ago, malnutrition remains high, particularly among children. Thirty-five percent of children under the age of five (approximately 1.2 million children) are stunted. Additionally, 58 percent of children and 31 percent of women are anaemic. Malnutrition prevalence is mainly linked to poor feeding practices and dietary diversity, limited nutrition knowledge, unhealthy diets, and the prevalence of diseases.

Chronic malnutrition and micro-nutrient deficiency require sustainable solutions at both policy and programmatic levels. WFP collaborates with government institutions, other UN agencies, NGOs and the private sector to integrate nutrition activities in all its programmes and advocates for nutrition-sensitive approaches across government programmes through policy dialogue and various fora.

With funding needs fully met under Strategic Outcome 2 (SO2) in 2020, WFP continued to provide technical assistance to government and private sector entities participating in food value chains. This is helping to build the capacities of the targeted entities in producing and supplying diverse and nutritious foods that contribute to improved nutrition among communities in food insecure areas.

In 2020, WFP worked closely with the District Nutrition Coordination Committees (DNCCs) in 12 districts to align stakeholder activities to effectively address malnutrition through a multisectoral approach[1]. Moreover, WFP supported the DNCCs in developing multisectoral district nutrition plans in three districts (Nyimba, Chisamba and Mazabuka) and helped all 12 coordination committees to implement the 1000 Most Critical Days Programme.

In line with its strategic shift, WFP supported the Government to generate evidence on sustainable food systems for healthy diets. Working together with the National Food and Nutrition Commission (NFNC) under the Ministry of Health (MoH), WFP launched the Fill the Nutrient Gap (FNG) analysis, to identify the barriers vulnerable populations face in accessing and consuming healthy and nutritious foods and establishing context-appropriate interventions to overcome them. As part of the FNG analysis, WFP and the NFNC conducted baseline studies in all ten provinces to establish the cost of providing a nutritious diet. The analysis is expected to be completed in the second quarter of 2021.

Building on the Social and Behavioural Change Communication (SBCC) strategy and implementation guidelines developed in 2019, WFP collaborated with MoH and the Ministry of General Education (MoGE) to enhance nutrition education and promote the consumption of diverse diets among vulnerable groups, schoolchildren and smallholder farmers. As a result of the nutrition interventions, WFP contributed to improved nutrition in Zambia, with an increased proportion of children aged 6-23 months frequently consuming a diverse diet compared to the previous year.

In partnership with the Ministry of Agriculture, WFP trained over 70 camp extension officers from 12 districts in food processing and preservation. In turn, they trained over 10,531 pregnant and lactating women and girls, as well as

farmers, to increase their access to micronutrient-rich food through food processing and preservation using low-cost, locally made technologies. Additionally, an estimated 50 government workers were trained on nutrition education, who in turn reached 44,500 schoolchildren (of which 22,456 were girls) with nutrition education through classroom activities and practical lessons in school gardens. To enhance community outreach, WFP trained 140 church leaders in nutrition messaging to promote healthy diets and dietary diversity in the communities. In addition, an estimated 500 community health volunteers were trained on Maternal, Adolescent, Infant and Young Child Nutrition (MAIYCN) to deliver high quality nutrition SBCC activities in their communities.

As co-convenor of the SUN Business Network (SBN), WFP, in coordination with the NFNC, started developing the SBN strategy (2021-2025), a framework to support activities for the next five years. In addition, through the SBN, WFP provided guidance, training and tools to increase private sector engagement and shared knowledge on how SBN members can contribute towards improved nutrition. Some 60 SBN members were engaged through quarterly and one-on-one meetings to identify challenges and opportunities to increase the production of nutritious foods.

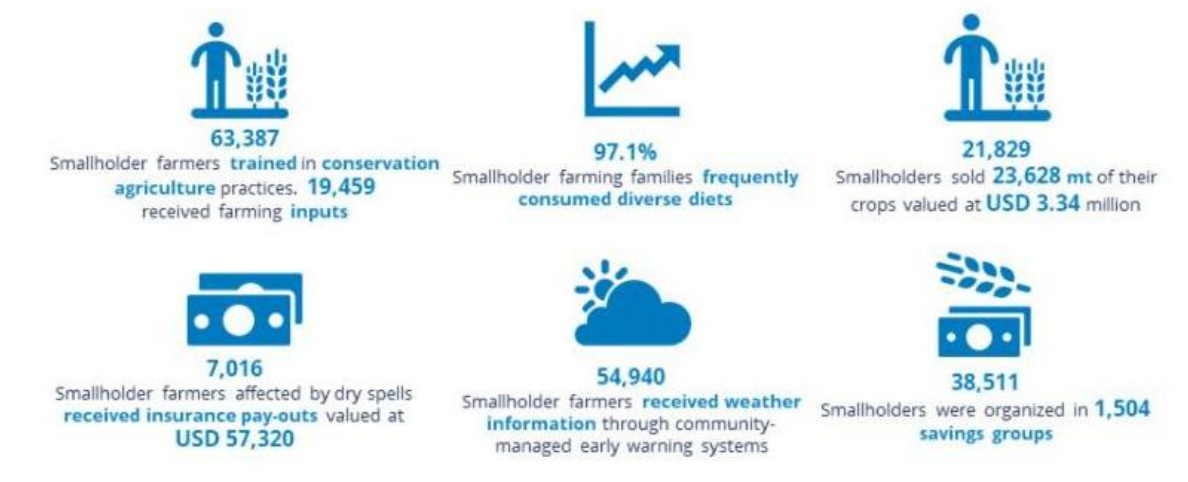
As part of its initiative to combat the triple burden of malnutrition, the Government, through the country's Vice President, launched the Healthy Diets Campaign (a nationwide health and nutrition promotion campaign) and the Good Food Logo (GFL) (a front of pack certification mark for food products meeting set nutrition criteria), designed with support from WFP under the SBN. Through the Healthy Diets Campaign, WFP, the NFNC and MoH are raising public awareness on healthy diets to increase the consumption of diverse and nutritious foods, with SBCC activities rolled out via traditional and social media channels. At the same time, the GFL was rolled out to make healthy food easy to identify to help people make better food choices for improved nutrition. By the end of the year, 25 food products meeting the GFL criteria[2] were certified by the Zambia Bureau of Standards[3], while 60 products were being considered for certification. Initial monitoring results revealed that the traditional and social media campaigns have started to generate awareness around the GFL and the importance of healthier diets.

In line with its strategic direction that embraces private sector partnerships, WFP, working with the NFNC, recruited 30 new members to the SBN, bringing the total to 125. Also, WFP conducted scoping missions in three provinces to identify and recruit more private sector players. During the scoping missions, WFP ascertained areas that need support in nutrition and engaged the Government to explore ways of scaling up SBN so that businesses beyond Lusaka can produce healthy foods.

Activities under Strategic Outcome 2 fully integrated gender and age aspects, with a Gender and Age Marker code of 4. This was evidenced by the increased proportion of children aged 6-23 months having a minimum acceptable diet compared to 2019 and trainings on food processing and preservation focusing on women. This was in addition to nutrition education and awareness activities targeting men, women and schoolchildren.

WFP Gender and Age Marker	
CSP Activity	GAM Monitoring Code
Provide technical support to government institutions and the private sector to reduce malnutrition and scale up high impact nutrition interventions	4

Strategic outcome 03: Smallholder farmers in Zambia, especially women, have increased access to markets, enhanced resilience to climate shocks and diversified livelihoods by 2030



Activity 03: Promote climate-smart agriculture, crop diversification and post-harvest management among smallholder farmers and through government systems.

Activity 04: Provide smallholder farmers with enhanced access to markets and financial and aggregation services

While smallholder farmers account for over 80 percent of the food produced in the country, their over-reliance on rain-fed agriculture and maize renders them susceptible to climate change and pest infestations, compounded by limited access to inputs, credit, markets and appropriate production and storage technologies.

Under Strategic Outcome 3 (SO3), WFP collaborated with government departments, Food and Agriculture Organization (FAO), International Fund for Agricultural Development (IFAD), NGOs and the private sector to provide technical support to smallholder farmers in climate services, conservation agriculture (CA), post-harvest management, crop and livestock insurance, financial services (savings and credit) and access to markets (commodity aggregation, digital innovation, warehouse receipt system). Women were prioritised as the largest group of food producers. Through this, WFP sought to build the resilience of some 150,000 smallholder farmers (50 percent are women) against social, economic and climate-induced shocks using an integrated approach to value chains, focusing on enhancing the productivity of nutritious foods and improving market access[1].

Thanks to multilateral and multi-year contributions, SO3 was fully resourced in 2020, enabling WFP to expand its geographical coverage and continue to enhancing smallholder farmers' access to sustainable markets and financial and aggregation services and promoting conservation agriculture, crop diversification and post-harvest management techniques among smallholder farmers, including through strengthened government systems.

WFP enhanced agricultural productivity by promoting the adoption of CA. Through the Ministry of Agriculture, 63,400 smallholder farmers (50 percent women) received training in various CA practices, compared to the 18,000 trained in 2019. The training focused on climate-resilient agricultural practices such as soil cover, minimum tillage, inter-cropping and crop rotation. Approximately 46,600 hectares of land was cultivated under CA based on monitoring results. Additionally, more smallholder farmers reported increased production of nutrient-dense crops above the 2020 target, and more used improved agricultural inputs such as hybrid seeds, organic and inorganic fertilizers.

To support them post-drought recovery, WFP distributed agricultural inputs to over 18,700 smallholder farmers in drought-prone districts[2][3]. Additionally, in partnership with Zambian Breweries, WFP provided input packs to over 700 smallholder farmers in Gwembe and Pemba districts to foster sorghum production[4].

WFP continued to improve smallholder farmers' access to markets using the private-sector-led three-tier aggregation model, with the aggregation network expanding to 550 micro-aggregators from 209, 110 intermediary aggregators from 60, and ten off-takers/buyers from six in 2019. During the 2020/21 crop marketing season, 21,800 smallholder farmers (79 percent women) sold over 23,600 metric tons of nutrient-dense food crops (groundnuts, cow peas, soya

beans, and orange and white maize), valued at USD 3.34 million. The crops sold were 60 percent higher than the previous two marketing seasons (2018/19 and 2019/20), mainly due to increased participation of farmers in the aggregation activities and improved harvests following a favourable 2019/20 farming season.

As post-harvest losses remain a key concern, WFP and the MoA trained over 54,900 smallholder farmers (49 percent women) in post-harvest management, a 20 percent increase from 2019. Nonetheless, the proportion of smallholders reporting post-harvest losses remained high and above the 2020 target, calling for increased efforts in this area, including access to improved storage technologies.

WFP promoted the Government's weather index insurance scheme to build the resilience of smallholder farmers to and support their recovery from climate shocks. Through its partnership with Mayfair Insurance, WFP compensated 7,016 smallholder farmers enrolled in the weather index insurance programme, who had suffered losses following early-season dry spells in the 2019/2020 farming season[5], benefiting some 35,000 people. Each farmer received an average pay-out of ZMW 153.65 (USD 7.3), off a subsidized premium of ZMW 50 (USD 2.3)[6]. The payments were made using mobile money services. The majority of the smallholders who received the pay-outs invested the cash in agricultural inputs, small businesses and livestock production, while others used it to pay school fees for their children[7]. The promotion of the weather index insurance increased the adoption rate of CA, resulting in increased productivity among smallholder farmers in the WFP operational districts.

Additionally, WFP, in collaboration with IFAD and the private sector, supported the Ministry of Fisheries and Livestock to rollout a new livestock index insurance product aimed at protecting livestock farmers from losses resulting from shocks. Through this product, 5,000 smallholder farmers are being targeted in the pilot phase, with plans to scale-up to reach 600,000 smallholder livestock farmers who are vulnerable to climate-related shocks and other natural hazards.

WFP recognizes that building smallholder farmers' risk reserves is key to strengthening their resilience against and recovery from shocks. In 2020, WFP supported over 38,500 smallholders to save part of their incomes through village savings and loans associations. As part of digital innovation and financial inclusion efforts, WFP, through partnerships with the private sector, supported over 18,000 smallholder farmers to access digital financial services including mobile money services, agricultural-based digital financial services and digital savings wallets. Almost 300 savings groups were linked to formal financial institutions.

With recurrent climate shocks, WFP collaborated with relevant government departments to enhance collection, analysis and dissemination of weather information to smallholder farmers using community-managed early warning systems (165 rain gauges) installed in 2019. More smallholder farmers – a 67 percent increase from the previous year – received weather information in 2020. The weather information enabled smallholders to make better decisions on land preparation, crop planting time and the type of crops to cultivate. Timely provision of early warning weather and climate information to smallholder farmers through farmer-based structures enhanced agricultural planning.

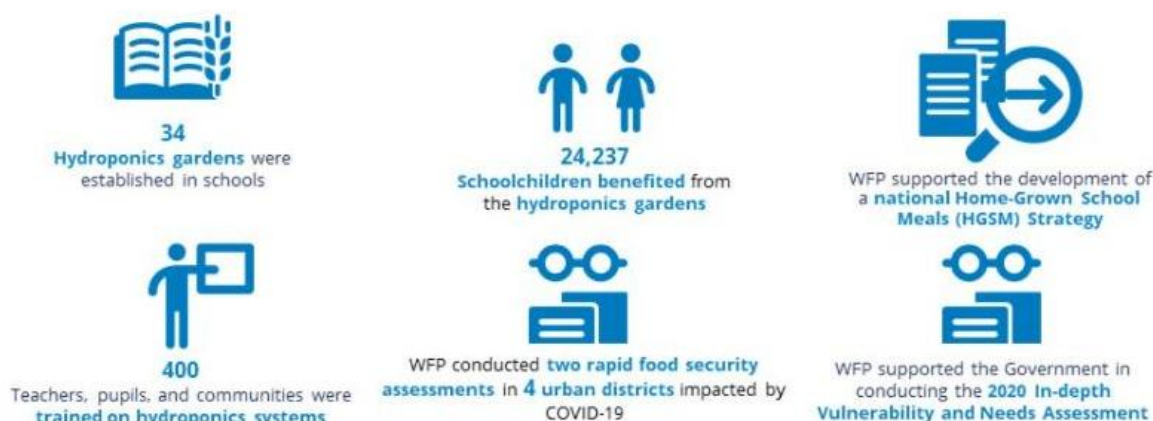
Despite the COVID-19 outbreak – which occurred just as smallholder farmers were recovering from the effects of two consecutive droughts – WFP still achieved many of its 2020 targets, thanks to its innovative approaches to programme implementation and strong partnerships with the Government and other cooperating partners. Overall, WFP's outcome data on food security showed that over 97 percent households had acceptable and borderline food consumption scores, suggesting that most smallholder farmers frequently consumed diverse diets in 2020. In terms of micro and macronutrient intake, the results showed that most households consumed foods rich in vitamin A and proteins at a high frequency, though heme-iron rich foods were consumed by just under 10 percent of the households. Significantly fewer households adopted consumption-based coping strategies, suggesting that fewer households experienced food shortages compared to 2019.

To optimise reach and impact amidst COVID-19, WFP adopted digital solutions to ensure farmers continue to receive agricultural information and, working with the MoA and cooperating partners, developed and aired radio-based training programmes on post-harvest management, savings, insurance and market access in four major Zambian languages.

Under SO3, WFP fully integrated gender into the implementation of activities, evidenced by WFP's Gender and Age Marker codes 3 and 4 for the two activities under this strategic outcome. WFP ensured gender integration through increased women participation in market access, savings groups and trainings. These enabled women to make financial decisions and invest in businesses. Additionally, a significantly higher proportion of women sold their crops through the aggregation network, improving their incomes.

WFP Gender and Age Marker	
CSP Activity	GAM Monitoring Code
Promote climate-smart agriculture, crop diversification and post-harvest management among smallholder farmers and through government systems	3
Provide smallholder farmers with enhanced access to markets and financial and aggregation services	4

Strategic outcome 04: Government institutions in Zambia have more efficient, effective, and shock-responsive social protection systems to contribute to SDG2



Activity 5: Provide technical expertise and other services for strengthening the systems and capacities of government institutions and other partners in implementing social protection programmes and early warning and disaster preparedness and response activities

Activity 6: Provide technical support to the Government in strengthening systems and capacities of the structures responsible for the HGSM programme

Poverty levels have remained high in Zambia, with over half the population living below the poverty line. The Government, collaborating with its partners including WFP, has continued to prioritise social protection as a key instrument for responding to the needs of the vulnerable communities, including children, the elderly and the chronically ill. Despite persistent funding challenges under Strategic Outcome 4 (SO4), WFP sustained the implementation of this component by providing technical assistance to the Government to strengthen national safety-nets, disaster preparedness and early warning programmes.

With the Home-Grown School Meal (HGSM) component (Activity 6) of SO4 fully funded, WFP continued to provide support to the Ministry of General Education (MoGE) to strengthen the programme. As a result, the Government launched the first ever National HGSM Strategy (2019-2024) – developed with technical support from WFP – following recommendations from the Institutional Capacity Assessment undertaken in 2019. The National HGSM Strategy aims at transforming the HGSM programme into a sustainable safety-net that contributes to children’s nutrition and education, while providing a market for smallholder farmers supplying food to the schools. It includes a Decentralised Procurement Strategy designed to empower schools and their communities to manage their own procurement, while stimulating demand for locally produced food.

Despite a slight decline, inadequate dietary diversity remains one of the main causes of stunting among children in Zambia. To contribute to improved nutrition, WFP continued to explore innovative ways to support the MoGE in delivering nutrition education in schools and diversifying the school meals. Drawing on lessons learnt from the pilot hydroponics garden in Lusaka in 2019, WFP supported the MoGE in establishing 34 hydroponics gardens in 16 districts across the country – of which 22 are already functional and benefiting over 24,200 schoolchildren. In addition, together with the MoGE and the Ministry of Agriculture, WFP trained over 400 people including 175 teachers, 140 schoolchildren, 90 community members and 20 community leaders on how to operate and manage the hydroponics production units. WFP also supported the MoGE in developing tools including a manual and operating procedures to guide the operations and management of the hydroponics systems. Going forward, WFP will continue to support the MoGE to finalise the installation of 12 additional systems in schools in Shang’ombo and Gwembe districts in 2021.

Despite school closures due to COVID-19 restrictions, WFP supported over 150 schools to establish gardens to promote the production and consumption of nutritious food. In addition, with support from WFP, the MoGE established over 160 School Health and Nutrition (SHN) clubs in the targeted schools and trained 90 SHN coordinators and teachers in

nutrition education.

WFP supported the MoGE to rollout a web based HGSM Food Tracking System (FTS) and trained 55 MoGE staff at national, provincial, district and school level on how to use the system. The FTS will track the movement of commodities from procurement to consumption, ensuring improved commodity accountability in the HGSM programme. The rollout was piloted in 10 schools in Mumbwa District, with plans to extend to 12 more districts in 2021 targeting 120 schools[1].

Under the leadership of the MoGE's school health and nutrition (SHN) directorate, WFP will continue to advocate for a coordinated multisectoral approach in implementing nutrition education activities in schools, key to foster positive nutrition attitudes and practices later in adulthood. This will be in addition to continued lobbying for increased government ownership and funding to sustain SHN activities beyond donor support.

Under the social protection and disaster preparedness component of SO4 (Activity 5), WFP provided technical and financial support to the Government for the development of nutrition-sensitive social protection guidelines, as part of government efforts to mainstream nutrition activities across its social protection programmes. The guidelines will be validated by a team of stakeholders in 2021.

The outbreak of COVID-19 exposed gaps within the government's social protection system and threatened government efforts to deliver social services, alleviate poverty and achieve zero hunger. Following the outbreak of the pandemic, WFP, in collaboration with the Ministry of Community Development and Social Services (MCDSS), conducted rapid food security vulnerability assessments in Kitwe, Livingstone, Kafue and Lusaka districts to ascertain the impact of the pandemic on urban populations. The assessment results informed WFP's COVID-19 response, targeting over 322,000 impacted people in 64,415 households (65 percent women-headed) for cash assistance. Before rolling out the response, WFP coordinated with the MCDSS, other UN agencies[2] and NGOs to harmonise beneficiary targeting, cash transfer values and communication messaging.

Despite Activity 5 of SO4 being only 64 percent funded, WFP provided financial and technical support to the Disaster Management and Mitigation Unit, the lead government body dealing with emergency preparedness and response, to conduct the 2020 In-depth Vulnerability and Needs Assessment in 65 districts[3]. Support included designing the assessment, collecting data, reviewing findings and contingency planning. WFP also provided logistical support to the Government by delivering government-supplied cereals and pulses to 48 districts affected by droughts and floods during the 2018/2019 and 2019/2020 farming seasons. To ensure protection and accountability to affected populations (AAP) were integrated into the response, WFP trained on district government officials, the District Disaster Management Committees and cooperating partners in AAP and Prevention of Sexual Exploitation and Abuse.

To enhance shock-responsive safety-nets, WFP provided 80 rain gauges to the Government to increase the capacity of communities to predict and manage climate risks at community level.

WFP continued to demonstrate its commitment to promoting gender equality even under its capacity strengthening and social protection activities. With Gender and Age Marker codes of 3 and 4 for the two SO4 activities, WFP fully integrated gender aspects into programme implementation.

WFP Gender and Age Marker	
CSP Activity	GAM Monitoring Code
Provide technical support to the government in strengthening systems and capacities of the structures responsible for the home grown school meals programme	4
Provide technical expertise and other services to strengthen systems and capacities of government institutions and other partners to implement social protection programmes, early warning, disaster preparedness and response	3

Strategic outcome 05: Government institutions in Zambia and their partners have more efficient, effective, and shock-responsive social protection systems to contribute to SDG2.

The declaration of COVID-19 as a global health pandemic by the World Health Organization has added a new dimension to the humanitarian supply chain. As part of the budget revision undertaken in September 2020, WFP introduced a fifth strategic objective for on-demand service provision to the Government and the humanitarian community.

Under this strategic objective, WFP provides on-demand logistics services as required, to augment Government's response to COVID-19 pandemic. These services could encompass common distribution platforms, commodity handling and warehouse management, as well as transportation of medical items within the country. This strategic outcome also accommodates common premises support.

In 2020, WFP provided service provision to the United Nations Population Fund (UNFPA) for storage and handling of non-food items at a cost of USD 6,750. It also provided common premises support to the International Fund for Agricultural Development (IFAD) at an approximate annual cost of USD 65,000.

A market survey to increase current storage capacity (from 6,000 mt up to 24,000 mt) and secure on-demand specialised storage facilities for medical-related products and other sensitive relief items has been undertaken in 2020 and actions to boost WFP's logistics capacity in that direction are ongoing and will be continued throughout 2021.

Cross-cutting Results

Progress towards gender equality: Improved gender equality and women's empowerment among WFP-assisted population

Although Zambia has demonstrated commitment towards improving gender equality, the country has not significantly progressed in reducing gender gaps. In 2019, the United Nations Development Programme ranked the country 137 out of 189, down from 132 in 2018. The country's Gender Inequality Index value is 0.539, compared to 0.54 in 2018.

While improvements have been observed in areas such as access to health and education, significant gaps remain, particularly in economic and political participation. Disparities have persisted between men and women in high-paying careers, access to credit, as well as ownership and control of financial and productive resources such as land.

The country continued to record higher cost of living and deteriorating living standards, with women – especially in peri-urban and rural areas – mostly affected by food insecurity and gender-based violence, especially with the outbreak of COVID-19.

As WFP implemented interventions towards achieving zero hunger, it continued to seek transformative changes in the lives of men, women, boys and girls, mainstreaming gender aspects in all its programmes to contribute towards gender equality. This was through its technical assistance to the Government, food and cash assistance to crisis-affected people, and integrated nutrition and smallholder support interventions.

Under its crisis response, WFP paired nutrition education along with food assistance to refugees, at the Mantapala Refugee Settlement, considering the important role that women were playing in the settlement in food preparation and management. Moreover, WFP provided cash assistance to households impacted by COVID-19 within six urban districts[1], enabling households (65 percent headed by women) to meet their food and nutrition needs.

WFP employed more women in programme design and implementation, allowing them to take part in decision-making and leadership at equal footing with men. Programmes were designed to particularly impact women, children aged 6-59 months and adolescent girls, while ensuring men and adolescent boys were fully involved. This allowed the targeted communities, irrespective of gender, to fully participate in activities and decision-making, with more women from within the targeted communities taking leadership positions in project implementation.

WFP, through its cooperating partners, strengthened the beneficiary identification process by developing digital platforms to register beneficiaries based on gender and age marker guidelines, resulting in 57 percent women participation across WFP programmes.

WFP targeted women in capacity-strengthening activities aimed at boosting agricultural productivity and nutrition security at household level. More smallholder farming women participate in Village Savings and Loan Associations, which create an income base for supporting their households and empower them to start businesses.

Despite the closure of schools as a result of COVID-19 outbreak, WFP continued to promote gender equality in the education sector by involving women and girls in leadership of management committees, school gardening and hydroponics production units under the Home-Grown School Meals (HGSM) programme.

Through 2021, WFP will continue working towards increased gender equality by strengthening government and partners systems and capacities. A gender analysis to better mainstream gender across the different pillars of the Country Strategic Plan will be undertaken.

Protection and accountability to affected populations: Affected populations are able to benefit from WFP programmes in a manner that ensures and promotes their safety, dignity and integrity. Affected populations are able to hold WFP and partners accountable for meeting their hunger needs in a manner that reflects their views and preferences

Accountability to Affected Populations

With accountability to affected populations (AAP) a core value to its mission, WFP continued to work hard to ensure those it assisted were aware of their rights and entitlements. WFP ensured AAP through three pillars: consultations with relevant stakeholders, timely provision of information, and appropriate and functional community feedback mechanisms (CFM), including help desks, suggestion boxes and a call centre.

To ensure beneficiaries were consulted throughout the programme cycle, WFP conducted assessments prior to any intervention to understand the needs and priorities of the affected populations, with consultations conducted through household surveys and focus group discussions. Beneficiaries were also engaged and consulted throughout implementation to ensure the projects meet their expectations and address challenges.

WFP conducted beneficiary sensitization across all CSP activities to ensure beneficiaries were informed about their rights and entitlements. Under the refugee response for example, results from the December outcome monitoring undertaken in the Mantapala Refugee Settlement indicated that over 95 percent of the refugees were informed about WFP programmes, their monthly entitlements, when the assistance will be provided and for how long.

WFP remained committed to ensuring CFM were integrated into programme planning and fully utilised by beneficiaries. For example, at the Mantapala Refugee Settlement, WFP maintained refugee-managed help desks at all the food distribution points, where all complaints were documented timely. For smallholder support interventions, WFP's CFM were mainly implemented through cooperating partners, who documented and managed beneficiary grievances. During routine post-distribution monitoring, WFP sought to obtain beneficiary feedback on satisfaction with the assistance and awareness of the programme. Through this, WFP documented issues raised by beneficiaries including challenges in accessing assistance and satisfaction with the targeting process and entitlements.

Between December 2019 and June 2020, WFP worked with the Government to provide food assistance to drought-affected populations. As part of CFM, WFP engaged field monitors and monitoring partners who tracked distribution activities and ensured that any grievances, including protection issues, were documented and addressed. At food distribution points, help desks were established, while on-spot distribution monitoring exercises were carried out to document and address concerns. Part of the distribution process involved community participation in the identification of vulnerable households and getting beneficiary feedback.

For the COVID-19 response, WFP used both in-person and remote feedback channels. In-person mechanisms included the use of community help desks to document challenges faced by assisted-people, as well as regular distribution and post-distribution monitoring exercises. For remote monitoring, a hotline was set up to allow beneficiaries to call in and lodge complaints. Additionally, WFP introduced an in-house call centre and conducted community sensitization exercises to inform beneficiaries on their entitlements and cash redemption process. These mechanisms led to a significant increase in the cash redemption rate.

Protection

All WFP assistance interventions were implemented in ways that minimised protection risks and promoted the safety, dignity and integrity of assisted people. The protection mechanisms were carried out through collaborations with various stakeholders including the Government, other United Nations agencies and NGOs.

WFP did not report major protection issues under its refugee response. The main issue was safety concern resulting from beneficiaries waiting long times at distribution points/MTN sites to receive their food rations or cash entitlement.

With partners, WFP addressed underlying protection issues through sensitization meetings with refugee leaders, block leaders, security focal points and protection desk staff. Protection desks at cash and food distribution points remained the main means through which refugees would report protection issues during distributions, as well as quarterly post-distribution monitoring exercises.

Before rolling out cash assistance in Mantapala settlement, WFP, through UNHCR, trained local mobile network provider staff on protection against sexual exploitation and abuse (PSEA) to protect refugees during SIM card registration exercise. Additionally, AAH trained its staff in PSEA.



Under the drought response, WFP facilitated a PSEA training involving key government actors from Disaster Management and Mitigation Unit (DMMU), and NGOs across four provinces to enhance protection mechanisms.

Additionally, under the COVID-19 emergency cash assistance programme, WFP in collaboration with the Ministry of Community Development and Social Services, delivered PSEA sensitisation messages to beneficiaries in the six targeted districts. The messages focused on the redemption process, as well as raising community awareness on the entitlements and the use of local community structures on any protection issues.

Overall, WFP's outcome monitoring showed that almost all beneficiaries reported accessing WFP assistance in an unhindered, safe and dignified way.

Environment: Targeted communities benefit from WFP programmes in a manner that does not harm the environment

The effects of climate change are the main environmental issues Zambia faces. Climate variability has resulted in high temperatures, changes in rainfall patterns and increased frequency of extreme events such as droughts and floods. Additionally, diseases and pest infestations are causing environmental degradation and undermining food systems by interfering with agricultural production. WFP collaborated with the Government and partners to promote innovative solutions to overcome these challenges.

Through the smallholder support intervention, WFP promoted conservation agriculture (CA), crop diversification and post-harvest management among smallholder farmers. Leveraging its partnerships with the Ministry of Agriculture, Food and Agriculture Organization (FAO) and cooperating partners, WFP trained farmers on CA practices such as soil cover, minimum tillage, inter-cropping and crop rotation. Evidence showed that smallholder farmers increasingly adopted CA practices, with more land cultivated using climate-resilient agricultural practices. Additionally, smallholder farmers used low-cost hermetic storage bags, allowing them to store crops longer for improved livelihoods and food security.

WFP introduced environmental and social safeguards to ensure its activities and programmes do not cause unintended harm to the environment or populations, such as through the use of herbicides and other environmentally unfriendly land related practices. Newly designed WFP asset creation activities will be screened for environmental and social risks before they are implemented.

Under the refugee response, WFP collaborated with the United Nations High Commissioner for Refugees, Care International and World Vision International to address environmental issues in the settlement[1]. Through these partnerships, WFP promoted CA practices among refugees involved in farming, as agriculture was identified as a leading cause of deforestation in the settlement and surrounding areas. WFP plans to introduce sustainable home gardens and drainage techniques in the settlement to manage run off water.

In partnership with Action Africa Help (AAH), WFP trained targeted refugee households on agro-forestry including tree planting and supported campaigns on the importance of tree conservation to reduce environmental degradation. Moreover, WFP and partners trained refugees on how to construct and use energy efficient cooking stoves to reduce demand for cooking fuel. Furthermore, WFP established savings groups among the refugees, which have ultimately increased household incomes and subsequently reduced reliance on charcoal business, which promotes deforestation.

To contribute to environmental sustainability and raise awareness among schoolchildren on environmental issues, WFP installed 34 hydroponics school gardens in selected schools, 24 of which are already functional. Besides providing much needed micro-nutrients, the gardens allow schoolchildren to acquire knowledge and skills on gardening and caring for the environment.

To contribute to reducing the carbon footprint and implementing a management system in its offices, WFP installed solar lighting and geysers in its field offices. In addition, the office transitioned to paperless options for many of their administrative processes, limiting usage of paper and printing.

Data Notes



2020 Overview

For the 2020 reporting period, disability data has been collected using a variety of approaches, according to the existing needs, capacity, and experience of various WFP activities and operational contexts. Moving forward, as part of the 2020 Disability Inclusion Road Map, WFP will be building on this experience to mainstream and standardise disability data collection methodologies, aligning with international standards and best practices.

[1] WFP started implementing the Country Strategic Plan (CSP) in July 2019, which will run for five years (2019-2024). The CSP set out four strategic outcomes and six strategic activities linked to the country and global efforts to meet relevant national SDG 2 and SDG 17 targets as well as other SDG targets aligned to WFP's corporate objectives and the Zambian 7th National Development Plan.

[2] During the 2017/2018 and 2018/2019 farming seasons, Zambia experienced two consecutive droughts, which had left over 2.3 million people in 58 districts food insecure and in need of humanitarian food assistance. In response, WFP implemented a drought response from December 2019 to June 2020.

[3] The COVID-19 containment measures the Government implemented included restrictions on the movement of goods and services, closure of schools, airports and some businesses.

[4] Before implementing its COVID-19 response, WFP conducted rapid food security vulnerability impact assessments in four urban districts (Lusaka, Kafue, Kitwe and Livingstone) to ascertain the impact of COVID-19 on urban populations. Assessment results revealed that the pandemic and follow up measures put in place by the Government impacted the quality, quantity and diversity of meals consumed by people in the informal sector and households with pre-existing vulnerabilities (i.e., households with people living with disabilities, and the ones headed by the elderly or women).

[5] WFP support to the drought-affected people built on its previous year's support to the Government in developing a Recovery Action Plan (2019/20) to mitigate the impact of drought on rural households, providing logistical support for the delivery of government-supplied maize meal, and the procurement and delivery of pulses, reaching over 648,000 people in 16 districts including Shang'ombo, Gwembe, Kazungula, Siavonga, Sinazongwe, Chikankata, Mazabuka, Monze,imba, Kaoma, Luampa, Nkeyema, Sioma, Kalabo, Mambwe and Lumezi.

[6] WFP implemented its COVID-19 response in Lusaka, Kafue, Chilanga, Livingstone, Kitwe and Kalulushi districts, targeting – for cash assistance – over 322,000 vulnerable people in over 64,400 households. WFP's COVID-19 response complemented the national COVID-19 Multisectoral Contingency and Response Plan, developed with support from the UN.

[7] WFP's outcome monitoring results revealed that overall, through its assistance, WFP improved the food security situation of the crisis-affected populations. Under the refugee response, the food distributed to the refugees comprised of Super Cereal to prevent stunting and malnutrition among the target population.

[8] The distributed inputs included cowpeas, sorghum and orange maize seed, and cassava cuttings, fertilizer and others.

[9] WFP's outcome monitoring results showed increased awareness and adoption of CA practices among smallholder farmers, with over 46,000 hectares of land cultivated under CA. In addition, there were notable improvements in the incomes of smallholder farmers through increased market access, with over USD 3.3 million realised through the aggregation networks. This resulted in increased incomes of smallholder farmers.

[10] This contributed to strengthened resilience and adaptive capacity to climate-related hazards and natural disasters, in support of SDG target 13.1.

[11] Through its interventions targeting children, WFP contributed to the improved nutrition, with increased proportion of children aged 6-23 months who frequently consumed a diverse diet.

Notes to Graphs

The number of people with disabilities reached is an estimate calculated based on 2010 Census of Population and Housing, conducted by the Zambia Statistics Agency. According to the census results, the proportion of the population living with disabilities was 2 percent.

Beneficiaries by Residence Status: The planned figure for refugees is higher than the actual as more refugees were expected to arrive in Zambia in 2020 based on initial projections.



Beneficiaries by Programme Areas: WFP initially planned to reach more beneficiaries with food and cash transfers under the refugee response, the COVID-19 urban response and the drought response. However, less refugees than expected reached Zambia in 2020 and less people were identified as food insecure following the WFP rapid assessment undertaken in urban districts impacted by COVID-19, and less people were reached under the drought response based on the available resources secured by WFP.

Total Food and CBT: WFP procured less commodities than planned due to funding limitations. For example, under the refugee response WFP was forced to halve the food rations in May and June. Under the drought response, WFP procured less pulses than initially planned and reduced therefore the number of targeted districts and beneficiaries based on the available resources.

For the cash transferred in 2020, the planned figure is higher than the actual in line with the higher number initially planned to receive transfers under i) the refugee response (reduced as less refugees settled in the WFP-supported settlement of Mantapala), ii) the COVID-19 response (reduced following the rapid food security assessments undertaken by WFP), and iii) the smallholder farmer support component of the CSP as part of the insurance pay-outs.

Annual Cash Based Transfer and Commodity Voucher: Voucher for services reflect the payments made under the smallholder farmer support component of the CSP as part of the weather index insurance scheme. WFP initially planned to provide assistance in the form of value vouchers. However, the actual payments were done as insurance premiums to the insurance company, thereby they were recorded as "value voucher transfer for services.

Context and operations & COVID-19 response

Data Notes to the Context and operations & COVID-19 response section

[1] <https://www.zamstats.gov.zm/>

[2] According to the 2015 Living Conditions Monitoring Survey, over 54 percent of the population lives below the poverty line.

[3] The country is ranked 146 out of 189 in the 2020 Human Development Index, three positions down from 2019, representing worsening poverty levels and a further deterioration of the living conditions.

[4] Zambia recorded its first COVID-19 cases in March 2020. By the end of the year, over 20,000 cases had been recorded, among them over 350 deaths. The outbreak of the pandemic worsened the country's already existing socio-economic challenges as a result of high debt burden and weakening local currency. The country's economy was projected to shrink by over 4 percent in 2020, the first recession recorded in 22 years. The country also defaulted on some of its foreign debt interest repayments.

[5] In Zambia, 45 of smallholder farmers are women while 55 percent are men, with women accounting for 80 percent of the food produced in the country (Farmer Input Support Programme).

[6] Zambia Demographic and Health Survey, 2018

[7] During the 2019/2020 harvest season the country recorded bumper harvest across various food crops due to favourable rain season. A 69 percent increase in the production of maize was realized compared to the 2018/2019 farming season which was characterised by prolonged dry spells and extreme high temperatures that led to significant crop losses and left 2.3 million people in 58 districts in need of humanitarian assistance.

[8] According to the WFP COVID-19 rapid food security vulnerability assessment to ascertain the impact of COVID-19 on the food security, the livelihoods of people in the informal sector and households with pre-existing vulnerabilities (i.e. households headed by the elderly, people with disabilities, and households headed by women) were the most impacted. The pandemic also affected the quality, quantity and diversity of meals accessed and consumed in the households.

[9] WFP implemented the COVID-19 response in Lusaka, Kafue, Chilanga, Kitwe, Kalulushi and Livingstone districts.

Data Notes to the Risk Management section

[1] The strained socio-economic environment was due to high debt burden and weakening local currency, worsened by the impacts of COVID-19, floods, droughts and pest infestations. These impacted the Government's ability to fund its social protection programmes and to meet the greater needs generated by the pandemic.

[2] WFP implemented the drought response from December 2019 to June 2020 following prolonged dry spells during the 2018/2019 agricultural season, which had resulted in significant crop losses affecting 2.3 million people in 58 districts.

[3] WFP support to deliver the 3,200 mt of food commodities was based on the Zambian Government's request. The floods, which affected 32 districts, impacted the food security of 1.4 million people.

[4] Higher food prices have been aggravated by the impacts of the drought during the 2018/19 farming season, as well as a deteriorating economy and a weakening local currency.

[5] With higher food prices, WFP adjusted the cash transfer values under the refugee response to ZMW 187 (USD 8.9) beginning 2021 from ZMW 155 (USD 7.4) in December 2020.

[6] During the 2019/2020 harvest season, the country recorded bumper harvest across various food crops due to favourable rain season. A 69 percent increase in the production of maize was realized compared to the 2018/2019 farming season, which was characterized by prolonged dry spells and extreme high temperatures that led to significant crop losses and left 2.3 million people in 58 districts in need of humanitarian assistance.

[7] According to the WFP COVID-19 rapid food security vulnerability assessment to ascertain the impact of COVID-19 on the food security, the livelihoods of people in the informal sector and households with pre-existing vulnerabilities (i.e. households headed by the elderly, people with disabilities, and households headed by women) were the most impacted. The pandemic also affected the quality, quantity and diversity of meals accessed and consumed in the households.

[8] Following the first case of COVID-19 in March 2020, WFP conducted a criticality assessment of its programmes to ascertain the implementation of its interventions within the evolving context, with critical life-saving activities prioritised for implementation.

[9] As part of adherence to national guidelines on COVID-19 preventive measures, WFP limited large gatherings and ensured staff and the assisted people wore masks and sanitised their hands regularly.

[10] The double distributions of cash and food was aimed at reducing the frequency of food distributions and minimizing the risk of spreading the COVID-19 virus among beneficiaries, WFP partners and staff. While the outcome monitoring did not specifically probe whether the double rations were well received by the beneficiaries, evidence from the December monitoring exercise indicate that food security was not impaired. For instance, under the refugee response, the proportion of refugees with acceptable and borderline food consumption scores was maintained at 88.5 percent between September and December 2020, a slight improvement from 86.6 percent in June 2020.

[11] COVID-19 vaccines are not yet available in Zambia. Meanwhile, the discovery of a more contagious and



fast-spreading variant of the virus is threatening to cause an even worse emergency in the country.

CSP Financial Overview

[1] While the contribution was confirmed and fully included under the the available resources for 2020, part of the funding has been allocated to 2021 activities under the two-year early recovery and resilience-building project (2020-2021).

[2] Also for SO4, the German funding was partly allocated to 2021 activities, while fully registered under the 2020 confirmed contributions showing under the available resources in the table.

Table:

Since the budget revision that included COVID-19 needs was only approved in October 2020, the implementation plan was not formally revised in the same year. Therefore, the implementation plan figures in this report reflect the original implementation plan. For example, based on the adjusted implementation plan, SO1 was 75 percent funded after the BR was approved.

Strategic outcome 01

[1] Two budget revisions were undertaken in October 2019 and September 2020 to include needs generated by drought and COVID-19 respectively.

[2] The initial target of 1 million people in 25 districts was revised to target 615,000 people in 16 districts, prioritised based on the severity of food insecurity, other partners' operational coverage and the available resources.

[3] The maize meal was distributed to the beneficiaries by government-contracted non-governmental organizations, while WFP's cooperating partners distributed the pulses. WFP's role was to deliver the food from districts with surplus commodities to the extended delivery points in the drought-affected targeted districts, as well as to ensure monitoring throughout implementation together with the cooperating partners.

[4] In addition to supporting the Government to develop the national COVID-19 Multisectoral Contingency and Response Plan, WFP, through the United Nation Country Team (UNCT), issued a UN Flash Appeal to mobilize resources for the implementation of the national COVID-19 response.

[5] WFP rapid food security assessments, Lusaka and Kafue districts, May 2020, and Livingstone and Kitwe districts, July 2020.

[6] Lusaka, Kafue, Kitwe, Livingstone, Chilanga and Kalulushi.

[7] Between July and September 2020, WFP assisted over 181,000 people in Lusaka, Kafue and Chilanga. From November, WFP

expanded its C-19 ECT to the districts of Livingstone, Kitwe and Kalulushi, following the rapid assessment which identified additional needs in those districts.

[8] WFP Southern Africa Market Watch, July 2020 and October 2020.

[9] In 2020, WFP planned to provide assistance to 15,000 refugees. However, with the population growing by almost 15 percent between January and December, assistance needs grew in the settlement.

[10] WFP initially targeted 10 percent of the refugee population in the settlement (1,500 people), gradually scaling up to 5,000 people in July 2020, with the plan to transition all refugees to cash by early 2021.

[11] The Joint Assessment Mission was conducted jointly by WFP, UNHCR, the Government and other partners operating in the refugee settlement in July 2019.

[12] Following the market assessment conducted in Nchelenge, Chiengi, Kawambwa and Mansa districts, which revealed that prices of food commodities had increased by over 20 percent on average, from January 2021, WFP is adjusting the cash based transfer value to ZMW 187 (USD 8.9) from ZMW 155 (USD 7.4) in 2020, representing almost 21 percent adjustment. This is to allow the assisted people to buy adequate food commodities to meet their food and nutrition needs.

Notes to Tables:

1. WFP initially planned to reach more beneficiaries with food and cash transfers under the refugee response, the COVID-19 urban response and the drought response. However, less refugees than expected reached Zambia in 2020, less people were identified as food insecure following the WFP rapid assessment undertaken in urban districts impacted by COVID-19, and less people were targeted under the drought response based on the available resources secured by WFP.

2. Under the COVID-19 response, WFP reached 63,931 households with cash-based transfers, benefiting 319,655 people (based on estimation of a family size of 5 per household based on national statistics).

Strategic outcome 02

[1] WFP supported the Government to establish/ strengthen DNCCs in Petauke, Katete, Nyimba, Lundazi, Mazabuka, Monze, Mongu, Kaoma, Mumbwa, Chibombo, Chisamba and Kapiri-Mposhi districts. The DNCCs are district level nutrition coordination structures.

[2] The GFL nutrient criteria was developed by a multi-stakeholder task force with support from the SBN, which has approximately 125 food companies.

[3] The Zambia Bureau of Standards (ZABS) tested food products before certifying them. In addition, WFP supported ZABS to recruit companies for the GFL initiative.

Notes to Tables

1. Due to restrictions imposed by the Ministry of Health in compliance to COVID-19 public guidelines, WFP partners minimized the number of people participating in nutrition education sensitization forums to minimize the risk of transmission of the virus to staff, partners and beneficiaries. As a result, WFP was not able to reach some of its planned targets for SBCC. WFP was also not able to reach more children with nutrition messaging due to schools closure following the COVID-19 outbreak.

2. More women than men were reached through SBCC, as WFP increased its focus on PLWG in 2020, due to the fact that they play a major role in the first 1000 days of a child's life and in improving nutrition outcomes in general. Furthermore, 29 percent of girls is either pregnant or has given birth to a child in Zambia, which called for a greater focus on them. The targets for 2021 will be amended in line with this focus.

Strategic outcome 03

[1] WFP's integrated approach to building the resilience of smallholder farmers and improving their livelihoods focuses on promoting the adoption of conservation agriculture and enhancing access to climate services, insurance, post-harvest management, crop aggregation, digital market solutions and the warehouse receipt systems.

[2] WFP assisted smallholder farmers in Gwembe, Monze, Kalomo, Sioma and Shang'ombo districts.

[3] The distributed inputs included cowpeas, sorghum and orange maize seed and cassava cuttings, totalling 470 mt.

[4] Inputs, including sorghum seed and fertilizer, were procured locally from local input suppliers and distributed by local agro-dealers as part of economic empowerment of local entrepreneurs.

[5] Pay-outs were done in the four districts of Mazabuka, Monze, Gwembe and Pemba, where 7,821 farmers were targeted under the weather index insurance programme.

[6] Data from post pay-outs monitoring exercise.

Notes to Tables:

1. As a result of crop losses experienced in the 2019/2020 farming season, 34,960 people from Gwembe, Monze, Mazabuka and Pemba received insurance pay-outs (CBT) against a potential 150,000 people. Insurance pay-outs are only actualized after specific triggers agreed with the insurance providers, including weather induced crop losses. There are also specific requirements that the farmers are required fulfill. In the 2019/2020 farming season, the drought situation was not severe enough to trigger insurance pay-outs to all targeted farmers.

2. More people were reached through climate information services over achieving the planned target, likely because WFP and its partners organized the farmers in farmer groups and used the leadership of the farmer groups to disseminate climate information to the group members.

3. There is a general improvement in the production levels in the 2019/2020 farming season compared to the 2018/2019 season. This is as a result of improved rains. The proportion of farmers who reported a production increase was higher compared to the previous reporting period, however it did not surpass the planned target for the year. This could be attributed to reduced capacity of farmers to afford agricultural inputs in the 2019/2020 season, as most resources were used to buy food for the household.

4. Overall, the food security situation improved, with food security indicators such as food consumption score, food consumption score nutrition, minimum dietary diversity for women of reproductive age and children aged 6-23 months indicating a positive increase compared to the previous year. This can be attributed to the increased crop production in the 2019/2020 season compared to the 2018/2019 season, as well as to increased nutrition sensitization by WFP and its partners to promote the consumption of nutritious foods among beneficiaries.

5. Although WFP and its partners trained more people on post-harvest management, there is an increase in the rate of post-harvest losses which could be attributed to lack of modern storage facilities, with most farmers still using traditional granaries.

6. During the 2020/21 agricultural season, farmers contributed 40 percent of the total premiums, while 60 percent was subsidized with contributions from WFP.

7. Due to the increase in production levels, more farmers realized marketable surplus, contributing to an increase in the volume and value of crop sales. WFP is in the working to increase awareness on the aggregation model and intends to train more aggregators in readiness for the upcoming 2020/2021 marketing season.

Strategic outcome 04

[1] WFP will support the Government to rollout the Food Tracking System (FTS) in phases, starting with the pilot in Mumbwa District targeting 10 schools in 2020, before expanding to 12 more districts in 2021, and eventually to all schools in the HGSM programme, depending on resource availability.

[2] International Labour Organization (ILO) and the United Nations Children's Fund (UNICEF).

[3] WFP supported the DMMU to develop the Zambia Vulnerability Assessment Committee (ZVAC), a multi-sector committee responsible for conducting vulnerability and needs assessments under the DMMU.

Notes for Tables:

1. Due to COVID-19 restrictions that limited social gatherings and therefore the possibility to conduct workshops and face-to-face meetings, WFP did not manage to conduct the SABER in the reporting year, which will be undertaken in 2021, likely with the support of WFP's regional office.

Strategic outcome 05

Implementation for SO5 has not started.

Progress towards gender equality

[1] The districts where WFP implemented the COVID-19 response are Lusaka, Kitwe, Kalulushi, Kafue, Chilanga and Livingstone. WFP targeted 64,415 households (322,075) for cash assistance for six months.

Notes for Tables:

WFP introduced CBT for the refugees in May, initially targeting 1,500 people, before extending to 5,000 refugees by July 2020. The remaining 10,000 continued to receive food. WFP will fully transition all refugees to CBT by early 2021.

More women were selected to take up leadership and decision-making roles, as they are actively involved in decision-making on the use of resources, including food, at household level.

Protection and accountability to affected populations

Notes to Tables:

During cash transfers made in the month of December 2020, most refugees had to travel outside the settlement, since most of the mobile money agents within the settlement did not have funds to meet the demand. Some of the refugees had to walk to markets 15-20 kilometres outside the settlement. This could explain the slight reduction in the proportion of beneficiaries indicating that they had unhindered access to WFP programmes, and received WFP support without safety challenges and reporting that WFP programmes are dignified.

The increase in the number of beneficiaries indicating increased awareness on WFP programmes was because WFP adopted more channels of disseminating programme information, such as use of local radios, use of block leaders and the local implementing partners.


In 2020, WFP introduced a toll-free hotline for use by beneficiaries to raise and share complaints and feedback with WFP. This channel is available to all WFP beneficiaries and partners across all the activities.

Environment

[1] The WFP-supported Mantapala Refugee Settlement, which has over 15,000 refugees from the Democratic Republic of the Congo, is in a formerly protected forestry area and an important watershed for several streams in Nchelenge and Kawambwa districts. In addition, the area is an important cultural area and part of Ntumba hills, an important ecological area that supports fauna and flora. The area is prone to environmental degradation due to human activities. Hence, WFP and its partners are addressing environmental issues by promoting practices and solutions that protect the environment.

Figures and Indicators

WFP contribution to SDGs

 SDG 2: End hunger, achieve food security and improved nutrition and promote sustainable agriculture											
WFP Strategic Goal 1: Support countries to achieve zero hunger						WFP Contribution (by WFP, or by governments or partners with WFP Support)					
SDG Indicator	National Results					SDG-related indicator	Direct				Indirect
	Unit	Female	Male	Overall	Year		Unit	Female	Male	Overall	
Prevalence of moderate or severe food insecurity in the population, based on the Food Insecurity Experience Scale (FIES)	%			18		Number of people reached (by WFP, or by governments or partners with WFP support) in the context of emergency and protracted crisis response	Number			975,621	
						Number of people reached (by WFP, or by governments or partners with WFP support) to improve their food security	Number	31,700	31,700	63,400	
Prevalence of undernourishment	%			12	2019	Number of people reached (by WFP, or by governments or partners with WFP support) in the context of emergency and protracted crisis response	Number			975,621	
						Number of people reached (by WFP, or by governments or partners with WFP support) to improve their food security	Number	31,700	31,700	63,400	
Prevalence of malnutrition among children under 5 years of age, by type (wasting and overweight)	% overw eight	5	5.4	5.2	2018	Number of people reached (by WFP, or by governments or partners with WFP support) with interventions to prevent and treat malnutrition (moderate acute malnutrition)	Number	1,562	1,602	3,164	
						Number of people reached (by WFP, or by governments or partners with WFP support) with interventions to prevent and treat malnutrition (overweight programmes)	Number	1,562	1,602	3,164	

						Number of people reached (by WFP, or by governments or partners with WFP support) with interventions to prevent and treat malnutrition (micronutrient programmes)	Number	1,562	1,602	3,164
Prevalence of stunting among children under 5 years of age	%	31	38.3	34.6	2018	Number of people reached (by WFP, or by governments or partners with WFP support) with stunting prevention programmes	Number	1,562	1,602	3,164
Prevalence of malnutrition among children under 5 years of age, by type (wasting and overweight)	% wasting	3.7	4.8	4.2	2018	Number of people reached (by WFP, or by governments or partners with WFP support) with interventions to prevent and treat malnutrition (micronutrient programmes)	Number	1,562	1,602	3,164
						Number of people reached (by WFP, or by governments or partners with WFP support) with interventions to prevent and treat malnutrition (moderate acute malnutrition)	Number	1,562	1,602	3,164
						Number of people reached (by WFP, or by governments or partners with WFP support) with interventions to prevent and treat malnutrition (overweight programmes)	Number	1,562	1,602	3,164
Average income of small-scale food producers, by sex and indigenous status	US\$			24.5	2020	Number of small-scale food producers reached (by WFP, or by governments or partners with WFP support) with interventions that contribute to improved incomes	Number	31,700	31,700	63,400
Proportion of agricultural area under productive and sustainable agriculture	%			15	2019	Number of people reached (by WFP, or by governments or partners with WFP support) with interventions that aim to ensure productive and sustainable food systems	Number	31,700	31,700	63,400
						Number of hectares of land rehabilitated (by WFP, or by governments or partners with WFP support)	Ha			46,600



SDG 17: Strengthen the means of implementation and revitalize the global partnership for sustainable development

WFP Strategic Goal 2: Partner to support implementation of the SDGs				WFP Contribution (by WFP, or by governments or partners with WFP Support)			
SDG Indicator	National Results			SDG-related indicator	Direct		Indirect
	Unit	Overall	Year		Unit	Overall	
Number of countries with mechanisms in place to enhance policy coherence of sustainable development	Number	1	2017	Number of mechanisms (by type) developed (by WFP, or by governments or partners with WFP support) to enhance policy coherence (linked to zero hunger)	Number	4	
Number of countries reporting progress in multi-stakeholder development effectiveness monitoring frameworks that support the achievement of the sustainable development goals	Number	1	2020	Number of partners participating in multi-stakeholder partnerships (including common services and coordination platforms where WFP plays a leading or coordinating role)	Number	130	

Beneficiaries by Sex and Age Group

Beneficiary Category	Gender	Planned	Actual	% Actual vs. Planned
Total Beneficiaries	male	972,669	479,266	49%
	female	958,156	531,435	55%
	total	1,930,825	1,010,701	52%
By Age Group				
0-23 months	male	74,349	55,376	74%
	female	74,349	57,839	78%
	total	148,698	113,215	76%
24-59 months	male	115,756	97,657	84%
	female	109,340	105,816	97%
	total	225,096	203,473	90%
5-11 years	male	209,425	112,623	54%
	female	218,151	114,902	53%
	total	427,576	227,525	53%
12-17 years	male	118,069	93,387	79%
	female	113,439	111,967	99%
	total	231,508	205,354	89%
18-59 years	male	439,043	109,280	25%
	female	423,288	129,119	31%
	total	862,331	238,399	28%
60+ years	male	16,027	10,943	68%
	female	19,589	11,792	60%
	total	35,616	22,735	64%

Beneficiaries by Residence Status



Residence Status	Planned	Actual	% Actual vs. Planned
Resident	1,900,825	995,283	52%
Refugee	30,000	15,418	51%
Returnee	0	0	-
IDP	0	0	-

Beneficiaries by Programme Area

Programme Area	Planned	Actual	% Actual vs. Planned
Climate change adaptation and risk management	150,000	35,080	23%
Unconditional Resources Transfer	1,780,825	975,621	54%

Annual Food Transfer

Commodities	Planned Distribution (mt)	Actual Distribution (mt)	% Actual vs. Planned
Everyone has access to food			
Strategic Outcome: Strategic Outcome 01			
Maize Meal	2,184	1,341	61%
Corn Soya Blend	527	163	31%
Iodised Salt	27	15	57%
Vegetable Oil	136	32	23%
Beans	12,208	3,034	25%
Peas	0	42	-
Split Peas	0	2,017	-
Smallholders have improved food security and nutrition			
Strategic Outcome: Strategic Outcome 03			

Annual Cash Based Transfer and Commodity Voucher

Modality	Planned Distribution (CBT)	Actual Distribution (CBT)	% Actual vs. Planned
Everyone has access to food			
Cash	18,374,567	4,892,019	27%
Value voucher transfer for services	0	40,972	-
Smallholders have improved food security and nutrition			
Cash	0	57,199	-
Value voucher transfer for services	356,700	0	0%

Strategic Outcome and Output Results

Strategic Outcome 01 : Crisis-affected people in Zambia, including refugees, can meet their basic food and nutrition needs all year round					- Crisis Response	
Output Results						
Activity 01: Provide food and nutrition support to crisis-affected populations						
Output Category A: Resources transferred						
Output Category B: Nutritious foods provided						
Output	Output Indicator	Beneficiary Group	Sub Activity	Unit of measure	Planned	Actual
A:	A.1: Beneficiaries receiving cash-based transfers	All	General Distribution	Female Male Total	333,268 327,521 660,789	175,580 140,985 316,565
A:	A.1: Beneficiaries receiving food transfers	All	General Distribution	Female Male Total	564,889 555,147 1,120,036	339,757 319,299 659,056
A:	A.2: Food transfers			MT	15,083	6,644
A:	A.3: Cash-based transfers			US\$	18,374,567	4,932,991
	B.1*: Quantity of fortified food provided					
B: Crisis-affected children under 5 and PLW/G receive specialized nutritious foods that improve their nutrition status.	B.1.1: Quantity of fortified food provided		General Distribution	Mt	2,320.5	2,564
	B.2*: Quantity of specialized nutritious foods provided					
B: Crisis-affected children under 5 and PLW/G receive specialized nutritious foods that improve their nutrition status.	B.2.1: Quantity of specialized nutritious foods provided		Prevention of acute malnutrition	Mt	327.6	220.8

Outcome Results									
Activity 01: Provide food and nutrition support to crisis-affected populations									
Indicator	Subactivity	Sex	Baseline	End-CSP Target	2020 Target	2020 Follow-up	2019 Follow-up	2018 Follow-up	Source
Refugee Population; Nchelenge;									
Livelihood-based Coping Strategy Index (Percentage of households using coping strategies): <i>Percentage of households not using livelihood based coping strategies</i>	General Distribution	Female	17.7	≥68	<60	37.5	33		WFP survey
		Male	35.9	≥68	<60	25.5	26		
		Overall	53.7	≥68	<60	30.1	28		
Livelihood-based Coping Strategy Index (Percentage of households using coping strategies): <i>Percentage of households using crisis coping strategies</i>	General Distribution	Female	2.6	<8	>5	5.9	8		WFP survey
		Male	5.3	<8	>5	4.5	14		
		Overall	8	<8	>5	8	12		
Livelihood-based Coping Strategy Index (Percentage of households using coping strategies): <i>Percentage of households using emergency coping strategies</i>	General Distribution	Female	3.4	≤10	>10	50	13		WFP survey
		Male	6.9	≤10	>10	61.1	17		
		Overall	10.3	≤10	>10	56.9	16		

Livelihood-based Coping Strategy Index (Percentage of households using coping strategies): <i>Percentage of households using stress coping strategies</i>	General Distribution	Female	9.2	≤15	>10	6.6	46	WFP survey
		Male	18	≤15	>10	8.9	43	
		Overall	28.1	≤15	>10	8	44	
Refugee population - all; Nchelenge;								
Food Consumption Score – Nutrition: <i>Percentage of households that consumed Hem Iron rich food daily (in the last 7 days)</i>	General Distribution	Female	1	≥50	>20	2.6	2	WFP survey
		Male	5.1	≥50	>20	2	3	
		Overall	3.1	≥50	>20	2.3	2	
Food Consumption Score – Nutrition: <i>Percentage of households that consumed Vit A rich food daily (in the last 7 days)</i>	General Distribution	Female	26.3	≥50	>60	82.2	33	WFP survey
		Male	30.3	≥50	>60	89.1	41	
		Overall	28.3	≥50	>60	86.5	38	
Food Consumption Score – Nutrition: <i>Percentage of households that consumed Protein rich food daily (in the last 7 days)</i>	General Distribution	Female	44.4	≥50	>50	25.7	32	WFP survey
		Male	39.9	≥50	>50	23.1	36	
		Overall	40.4	≥50	>50	24.1	35	
Food Consumption Score – Nutrition: <i>Percentage of households that never consumed Hem Iron rich food (in the last 7 days)</i>	General Distribution	Female	80.8	<10	<50	38.8	70	WFP survey
		Male	74.4	<10	<50	34	64	
		Overall	77.8	<10	<50	35.8	67	
Food Consumption Score – Nutrition: <i>Percentage of households that never consumed Protein rich food (in the last 7 days)</i>	General Distribution	Female	14.1	<10	<8	5.9	12	WFP survey
		Male	15.7	<10	<8	6.1	11	
		Overall	14.9	<10	<8	6	11	
Food Consumption Score – Nutrition: <i>Percentage of households that never consumed Vit A rich food (in the last 7 days)</i>	General Distribution	Female	36.4	<10	<5	0	8	WFP survey
		Male	24.7	<10	<5	1.6	17	
		Overall	30.5	<10	<5	1	13	
Food Consumption Score – Nutrition: <i>Percentage of households that sometimes consumed Hem Iron rich food (in the last 7 days)</i>	General Distribution	Female	18.2	≥40	>40	58.6	28	WFP survey
		Male	20.2	≥40	>40	64	33	
		Overall	19.2	≥40	>40	61.9	31	
Food Consumption Score – Nutrition: <i>Percentage of households that sometimes consumed Protein rich food (in the last 7 days)</i>	General Distribution	Female	44.4	≥40	>40	68.4	56	WFP survey
		Male	44.4	≥40	>40	70.9	53	
		Overall	44.4	≥40	>40	69.9	54	
Food Consumption Score – Nutrition: <i>Percentage of households that sometimes consumed Vit A rich food (in the last 7 days)</i>	General Distribution	Female	37.4	≥40	>60	17.8	59	WFP survey
		Male	44.9	≥40	>60	9.3	43	
		Overall	41.2	≥40	>60	12.5	49	
Refugee population - women aged 15-49 years; Nchelenge;								
Minimum Dietary Diversity – Women	General Distribution	Overall	28.5	>70	>60	21	29	WFP survey
Refugee population- all; Nchelenge;								
Food Consumption Score: <i>Percentage of households with Acceptable Food Consumption Score</i>	General Distribution	Female	9.8	≥70	>50	19	50	WFP survey
		Male	23.3	≥70	>50	18.6	50	
		Overall	31.6	≥70	>50	19.1	50	
Food Consumption Score: <i>Percentage of households with Borderline Food Consumption Score</i>	General Distribution	Female	10.7	>33	>30	67.1	32	WFP survey
		Male	24	>33	>30	70.9	25	
		Overall	34.7	>33	>30	69.4	28	
Food Consumption Score: <i>Percentage of households with Poor Food Consumption Score</i>	General Distribution	Female	10.4	<10	<20	13.2	18	WFP survey
		Male	23.3	<10	<20	10.5	25	
		Overall	33.7	<10	<20	11.5	22	

Food Expenditure Share	General Distribution	Female	74	<20	<25	79.4	34	WFP survey
		Male	69.9	<20	<25	75.2	34	
		Overall	71.2	<20	<25	76.8	34	
Refugee population; Nchelenge;								
Consumption-based Coping Strategy Index (Average)	General Distribution	Female	12.7	<6	<8	17.37	13.21	WFP survey
		Male	9.5	<6	<8	17.7	11.21	
		Overall	10.6	<6	<8	17.56	12.43	
Refugees-children aged 6-23 months; Nchelenge;								
Proportion of children 6–23 months of age who receive a minimum acceptable diet	General Distribution	Female	22	≥50	>40	5.9	26.3	WFP survey
		Male	22	≥50	>40	5	26.3	
		Overall	22	≥50	>40	5	26.3	
Refugees; Nchelenge;								
Consumption-based Coping Strategy Index (Percentage of households with reduced CSI)	General Distribution	Female	45	<10	≤40	62.5	47	WFP survey
		Male	45	<10	≤40	53	55	
		Overall	45	<10	≤40	56.6	50	

Strategic Outcome 02 : Vulnerable people in Zambia have improved nutritional status in line with national targets, by 2024.

- Root Causes

Output Results

Activity 02: Provide technical support to government institutions and the private sector to reduce malnutrition and scale up high impact nutrition interventions

Output Category C: Capacity development and technical support provided

Output Category E*: Social and behaviour change communication (SBCC) delivered

Output	Output Indicator	Beneficiary Group	Sub Activity	Unit of measure	Planned	Actual
	C.5*: Number of capacity strengthening initiatives facilitated by WFP to enhance national food security and nutrition stakeholder capacities (new)					
C: Food-insecure people benefit from strengthened government and partner capacity to deliver nutrition interventions that increase their access to and consumption of nutritious foods	C.5*.1: Number of technical assistance activities provided		Individual capacity strengthening activities	unit	20	11
	C.6*: Number of tools or products developed or revised to enhance national food security and nutrition systems as a result of WFP capacity strengthening support (new)					
C: Targeted communities benefit from increased access to nutrition products through strengthened private sector value chains for nutritious foods	C.6*.1: Number of tools or products developed		Institutional capacity strengthening activities	unit	4	4
	C.4*: Number of people engaged in capacity strengthening initiatives facilitated by WFP to enhance national food security and nutrition stakeholder capacities (new)					
C: Targeted communities, including PLW/G, caregivers of children, and adolescents access knowledge and adopt practices that will improve nutritional status and reduce malnutrition	C.4*.1: Number of government/national partner staff receiving technical assistance and training		Institutional capacity strengthening activities	individual	240	237
	E*.4*: Number of people reached through interpersonal SBCC approaches					
E*: Targeted communities, including PLW/G, caregivers of children, and adolescents access knowledge and adopt practices that will improve nutritional status and reduce malnutrition	E*.4.1: Number of people reached through interpersonal SBCC approaches (male)		Individual capacity strengthening activities	Number	25,000	20,870
E*: Targeted communities, including PLW/G, caregivers of children, and adolescents access knowledge and adopt practices that will improve nutritional status and reduce malnutrition	E*.4.2: Number of people reached through interpersonal SBCC approaches (female)		Individual capacity strengthening activities	Number	25,000	26,399

Outcome Results

Activity 02: Provide technical support to government institutions and the private sector to reduce malnutrition and scale up high impact nutrition interventions

Indicator	Subactivity	Sex	Baseline	End-CSP Target	2020 Target	2020 Follow-up	2019 Follow-up	2018 Follow-up	Source
Children aged 6-23 months; Zambia;									
Proportion of children 6--23 months of age who receive a minimum acceptable diet	Individual capacity strengthening activities	Female	14	≥30	>20	19	14		WFP programme monitoring
		Male	10	≥30	>20	19	10		
		Overall	12	≥30	>20	19	12		
Government Institutions; Zambia;									
Number of national food security and nutrition policies, programmes and system components enhanced as a result of WFP capacity strengthening (new)	Institutional capacity strengthening activities	Overall	0	>3	>3	2	1		WFP programme monitoring
Government and implementing partners; Zambia;									
Number of national programmes enhanced as a result of WFP-facilitated South-South and triangular cooperation support (new)	Institutional capacity strengthening activities	Overall	0	≥1	>2	0	0		WFP programme monitoring

Strategic Outcome 03 : Smallholder farmers in Zambia, especially women, have increased access to markets, enhanced resilience to climate shocks and diversified livelihoods by 2030	- Resilience Building
--	------------------------------

Output Results

Activity 03: Promote climate-smart agriculture, crop diversification and post-harvest management among smallholder farmers and through government systems

Output Category A: Resources transferred

Output Category C: Capacity development and technical support provided

Output	Output Indicator	Beneficiary Group	Sub Activity	Unit of measure	Planned	Actual
A:	A.1: Beneficiaries receiving cash-based transfers	All	Climate adaptation and risk management activities	Female Male Total	60,000 90,000 150,000	18,036 17,044 35,080
A:	A.3: Cash-based transfers			US\$	356,700	57,199
	C.5*: Number of capacity strengthening initiatives facilitated by WFP to enhance national food security and nutrition stakeholder capacities (new)					
C: Smallholder farmers benefit from enhanced knowledge and skills in diversified production, including with regard to nutritious crops, that increases their consumption of nutritious foods, and their marketable surplus	C.5*.1: Number of technical assistance activities provided		Climate adaptation and risk management activities	unit	4	2
C: Smallholder farmers benefit from enhanced knowledge and skills in diversified production, including with regard to nutritious crops, that increases their consumption of nutritious foods, and their marketable surplus	C.5*.2: Number of training sessions/workshop organized		Climate adaptation and risk management activities	training session	4	2
	C.4*: Number of people engaged in capacity strengthening initiatives facilitated by WFP to enhance national food security and nutrition stakeholder capacities (new)					
C: Smallholder farmers benefit from strengthened technology and information in climate-smart agricultural practices to improve their resilience to shocks.	C.4*.1: Number of government/national partner staff receiving technical assistance and training		Individual capacity strengthening activities	individual	200	243

Activity 04: Provide smallholder farmers with enhanced access to markets and financial and aggregation services

Output Category G: Linkages to financial resources and insurance services facilitated

Output	Output Indicator	Beneficiary Group	Sub Activity	Unit of measure	Planned	Actual
	G.1*: Number of people covered by an insurance product through risk transfer mechanisms supported by WFP					

G: Smallholder farmers benefit from enhanced access to markets, agribusiness and financial services to increase their incomes and resilience.	G.1.11: Total number of people covered by micro-insurance schemes (Premium paid with a Combination Value Voucher and Cash)		Climate adaptation and risk management activities	individual	150,000	39,105
	G.10: Number of people benefiting from assets and climate adaptation practices facilitated by WFP's Risk Management activities					
G: Smallholder farmers benefit from enhanced access to markets, agribusiness and financial services to increase their incomes and resilience.	G.10.1: Number of people benefiting from assets and climate adaptation practices facilitated by WFP's Risk Management activities		Climate adaptation and risk management activities	individual	17,835	18,031
	G.11: Number of people benefiting from insurance payouts of risk transfer mechanisms supported by WFP					
G: Smallholder farmers benefit from enhanced access to markets, agribusiness and financial services to increase their incomes and resilience.	G.11.3: Number of people benefiting from payouts of micro-insurance schemes (Premium paid with a Combination Value Voucher and Cash)		Climate adaptation and risk management activities	individual	150,000	35,080
	G.12: Total USD value disbursed as payouts of risk transfer mechanisms supported by WFP					
G: Smallholder farmers benefit from enhanced access to markets, agribusiness and financial services to increase their incomes and resilience.	G.12.3: Total USD value disbursed as payouts of micro-insurance schemes (Premium paid with a Combination Value Voucher and Cash)		Climate adaptation and risk management activities	US\$	356,700	57,199
	G.2*: Total USD value of premiums paid under risk transfer mechanisms supported by WFP					
G: Smallholder farmers benefit from enhanced access to markets, agribusiness and financial services to increase their incomes and resilience.	G.2*.3: Total USD value of premiums paid under micro-insurance schemes - (Premium paid with a Combination Value Voucher and Cash)		Climate adaptation and risk management activities	US\$	74,032	40,969.8
	G.3*: Total sum insured through risk management interventions					
G: Smallholder farmers benefit from enhanced access to markets, agribusiness and financial services to increase their incomes and resilience.	G.3.5: Total sum insured through micro-insurance schemes (Premium paid with a Combination Value Voucher and Cash)		Climate adaptation and risk management activities	US\$	356,700	382,358
	G.4*: Number of participants of financial inclusion initiatives promoted by WFP					

G: Smallholder farmers benefit from enhanced access to markets, agribusiness and financial services to increase their incomes and resilience.	G.4*.1: Number of participants of financial inclusion initiatives promoted by WFP (Female)		Climate adaptation and risk management activities	individual	5,000	4,919
G: Smallholder farmers benefit from enhanced access to markets, agribusiness and financial services to increase their incomes and resilience.	G.4*.2: Number of participants of financial inclusion initiatives promoted by WFP (Male)		Climate adaptation and risk management activities	individual	4,000	4,243
	G.5*: Amount of loans accessed by participants of financial inclusion initiatives promoted by WFP					
G: Smallholder farmers benefit from enhanced access to markets, agribusiness and financial services to increase their incomes and resilience.	G.5*.1: Amount of loans accessed by participants of financial inclusion initiatives promoted by WFP		Climate adaptation and risk management activities	US\$	250,000	242,520
	G.6*: Amount of savings made by participants of financial inclusion initiatives promoted by WFP					
G: Smallholder farmers benefit from enhanced access to markets, agribusiness and financial services to increase their incomes and resilience.	G.6*.1: Amount of savings made by participants of financial inclusion initiatives promoted by WFP		Climate adaptation and risk management activities	US\$	230,000	232,697
	G.8*: Number of people provided with direct access to information on climate and weather risks					
G: Smallholder farmers benefit from enhanced access to markets, agribusiness and financial services to increase their incomes and resilience.	G.8*.4: Number of people provided with direct access to information on climate and weather risks through face-to-face communication channels		Climate adaptation and risk management activities	Number	17,835	55,012

Outcome Results

Activity 03: Promote climate-smart agriculture, crop diversification and post-harvest management among smallholder farmers and through government systems

Indicator	Subactivity	Sex	Baseline	End-CSP Target	2020 Target	2020 Follow-up	2019 Follow-up	2018 Follow-up	Source
Smallholder Farmers; Southern Province;									
Percentage of targeted smallholder farmers reporting increased production of nutritious crops, disaggregated by sex of smallholder farmer	Climate adaptation and risk management activities	Female	0	≥36	≥50	11			WFP survey
		Male	0	≥34	≥50	48			
		Overall	0	≥70	≥50	59			
Smallholder Farmers; Southern Province;									
Consumption-based Coping Strategy Index (Percentage of households with reduced CSI)	Climate adaptation and risk management activities	Female	11.58	≤6	<8	12.19	14.3		WFP survey
		Male	8.39	≤6	<8	12.19	12.3		
		Overall	8.95	≤6	<8	12.19	12.7		



Proportion of targeted communities where there is evidence of improved capacity to manage climate shocks and risks	Climate adaptation and risk management activities	Overall	9.8	≥40	≥40	34		WFP programme monitoring
Smallholder Farmers; Zambia;								
Food Consumption Score – Nutrition: <i>Percentage of households that consumed Hem Iron rich food daily (in the last 7 days)</i>	Climate adaptation and risk management activities	Overall	5.8	≥96	≥96	5.9		WFP survey
Food Consumption Score – Nutrition: <i>Percentage of households that consumed Vit A rich food daily (in the last 7 days)</i>	Climate adaptation and risk management activities	Overall	95.3	≥96	≥96	50.4		WFP survey
Food Consumption Score – Nutrition: <i>Percentage of households that consumed Protein rich food daily (in the last 7 days)</i>	Climate adaptation and risk management activities	Overall	70	≥90	≥90	49.6		WFP survey
Food Consumption Score – Nutrition: <i>Percentage of households that never consumed Hem Iron rich food (in the last 7 days)</i>	Climate adaptation and risk management activities	Overall	0	<0	≤0	49.6		WFP survey
Food Consumption Score – Nutrition: <i>Percentage of households that never consumed Protein rich food (in the last 7 days)</i>	Climate adaptation and risk management activities	Overall	0	<0	≤0	0		WFP survey
Food Consumption Score – Nutrition: <i>Percentage of households that never consumed Vit A rich food (in the last 7 days)</i>	Climate adaptation and risk management activities	Overall	0	<0	≤0	0		WFP survey
Food Consumption Score – Nutrition: <i>Percentage of households that sometimes consumed Hem Iron rich food (in the last 7 days)</i>	Climate adaptation and risk management activities	Overall	94.2	≥96	≥96	94.1		WFP survey
Food Consumption Score – Nutrition: <i>Percentage of households that sometimes consumed Protein rich food (in the last 7 days)</i>	Climate adaptation and risk management activities	Overall	30	≥90	≥90	50.4		WFP survey
Food Consumption Score – Nutrition: <i>Percentage of households that sometimes consumed Vit A rich food (in the last 7 days)</i>	Climate adaptation and risk management activities	Overall	4.7	≥90	≥95	100		WFP survey
Smallholder farmers; Southern Province;								
Consumption-based Coping Strategy Index (Average)	Climate adaptation and risk management activities	Female	11.58	≤6	<8	4.29	14.4	WFP survey
		Male	8.39	≤6	<8	4.29	12.3	
		Overall	8.95	≤6	<8	4.29	12.5	
Dietary Diversity Score	Climate adaptation and risk management activities	Female	5	≥7	≥6	3.7	4	WFP survey
		Male	5	≥7	≥6	3.7	6	
		Overall	5	≥7	≥6	3.7	5	
Food Consumption Score: <i>Percentage of households with Acceptable Food Consumption Score</i>	Climate adaptation and risk management activities	Female	28.6	≥70	≥70	32	70.8	WFP survey
		Male	27.5	≥70	≥70	39	60.8	
		Overall	56.1	≥70	≥70	71	62.8	

Food Consumption Score: <i>Percentage of households with Borderline Food Consumption Score</i>	Climate adaptation and risk management activities	Female Male Overall	10.3 10.8 21.1	≥20 ≥20 ≥20	>20 >20 >20	10.2 15.9 26.1	25 36.1 33.9		WFP survey
Food Consumption Score: <i>Percentage of households with Poor Food Consumption Score</i>	Climate adaptation and risk management activities	Female Male Overall	11.2 11.6 22.8	≤10 ≤10 ≤10	<10 <10 <10	1.8 1.1 2.9	4.2 3.1 3.3		WFP survey
Food expenditure share	Climate adaptation and risk management activities	Female Male Overall	52.9 58.4 57.4	≤20 ≤20 ≤20	<20 <20 <20	47.5 41.3 88.8	34.6 33.3 67.9		WFP survey
Livelihood-based Coping Strategy Index (Percentage of households using coping strategies): <i>Percentage of households not using livelihood based coping strategies</i>	Climate adaptation and risk management activities	Female Male Overall	98.88 98.56 98.62	≥99 ≥99 ≥99	≥99 ≥99 ≥99	27.2 26.1 53.3	48.5 48.3 96.8		WFP survey
Livelihood-based Coping Strategy Index (Percentage of households using coping strategies): <i>Percentage of households using crisis coping strategies</i>	Climate adaptation and risk management activities	Female Male Overall	1.12 0.24 0.39	<0.2 <0.2 <0.2	<1 <0.2 <0.3	4.5 2.4 6.9	2 1 3		WFP survey
Livelihood-based Coping Strategy Index (Percentage of households using coping strategies): <i>Percentage of households using emergency coping strategies</i>	Climate adaptation and risk management activities	Female Male Overall	0 0.96 0.79	=0.5 =0.5 =0.5	<0 <0.5 <0.5	8.7 6.1 14.8	2.2 1 3.2		WFP survey
Livelihood-based Coping Strategy Index (Percentage of households using coping strategies): <i>Percentage of households using stress coping strategies</i>	Climate adaptation and risk management activities	Female Male Overall	0 0.24 0.2	<0.2 <0.2 <0.2	<0 <0.2 <0.2	12.9 12.1 25	1.7 1.3 3		WFP survey
Minimum Dietary Diversity – Women	Climate adaptation and risk management activities	Overall	32.1	≥60	≥60	66.6	50.2		WFP survey
Rate of smallholder post-harvest losses	Climate adaptation and risk management activities	Overall	15.4	≤10	<10	37.7	12.9		WFP survey

Activity 04: Provide smallholder farmers with enhanced access to markets and financial and aggregation services

Indicator	Subactivity	Sex	Baseline	End-CSP Target	2020 Target	2020 Follow-up	2019 Follow-up	2018 Follow-up	Source
Smallholder Farmers; Southern Province;									
Percentage of WFP food procured from smallholder farmer aggregation systems	Smallholder agricultural market support activities	Overall	38.5	≥50	≥50	8.43	38.3		WFP programme monitoring
Percentage of targeted smallholders selling through WFP-supported farmer aggregation systems	Smallholder agricultural market support activities	Female	2.5	>20.4	≥20	19.9	6.3		WFP programme monitoring
		Male	2.1	>19.6	≥20	25.5	2.3		
		Overall	4.6	>40	≥20	45.4	4.3		
Smallholder Farmers; Zambia;									
Value and volume of smallholder sales through WFP-supported aggregation systems: <i>Value (USD)</i>	Smallholder agricultural market support activities	Overall	4,284	≥6,500	>8,000	3,337,191.77	2,640		WFP programme monitoring

Value and volume of smallholder sales through WFP-supported aggregation systems: <i>Volume (MT)</i>	Smallholder agricultural market support activities	Overall	13,519	≥20,000	>20,000	23,628.3	5.94		WFP programme monitoring
---	--	----------------	--------	---------	---------	----------	------	--	--------------------------

Strategic Outcome 04 : Government institutions in Zambia have more efficient, effective, and shock-responsive social protection systems to contribute to SDG2	- Root Causes
--	----------------------

Output Results

Activity 05: Provide technical expertise and other services to strengthen systems and capacities of government institutions and other partners to implement social protection programmes, early warning, disaster preparedness and response.

Output Category C: Capacity development and technical support provided

Output	Output Indicator	Beneficiary Group	Sub Activity	Unit of measure	Planned	Actual
	C.6*: Number of tools or products developed or revised to enhance national food security and nutrition systems as a result of WFP capacity strengthening support (new)					
C: Vulnerable people benefit from nutrition-sensitive government safety net programme	C.6*.1: Number of tools or products developed		Institutional capacity strengthening activities	unit	2	4

Activity 06: Provide technical support to the government in strengthening systems and capacities of the structures responsible for the home grown school meals programme

Output Category C: Capacity development and technical support provided

Output	Output Indicator	Beneficiary Group	Sub Activity	Unit of measure	Planned	Actual
	C.5*: Number of capacity strengthening initiatives facilitated by WFP to enhance national food security and nutrition stakeholder capacities (new)					
C: Schoolchildren benefit from strengthened government capacity to implement a nutrition-sensitive home-grown school meals programme	C.5*.1: Number of technical assistance activities provided		Institutional capacity strengthening activities	unit	4	2
	C.6*: Number of tools or products developed or revised to enhance national food security and nutrition systems as a result of WFP capacity strengthening support (new)					
C: Schoolchildren benefit from strengthened government capacity to implement a nutrition-sensitive home-grown school meals programme	C.6*.1: Number of tools or products developed		Institutional capacity strengthening activities	unit	4	1
	C.7*: Number of national institutions benefitting from embedded or seconded expertise as a result of WFP capacity strengthening support (new)					

C: Schoolchildren benefit from strengthened government capacity to implement a nutrition-sensitive home-grown school meals programme	C.7*.1: Number of national institutions benefitting from embedded or seconded expertise as a result of WFP capacity strengthening support (new)		Institutional capacity strengthening activities	Number	1	4
	C.5*: Number of capacity strengthening initiatives facilitated by WFP to enhance national food security and nutrition stakeholder capacities (new)					
C: Zambians benefit from supply chain services provided to the Government as necessary	C.5*.2: Number of training sessions/workshop organized		Institutional capacity strengthening activities	training session	4	4

Outcome Results

Activity 05: Provide technical expertise and other services to strengthen systems and capacities of government institutions and other partners to implement social protection programmes, early warning, disaster preparedness and response.

Indicator	Subactivity	Sex	Baseline	End-CSP Target	2020 Target	2020 Follow-up	2019 Follow-up	2018 Follow-up	Source
Government institutions; Zambia;									
Number of national food security and nutrition policies, programmes and system components enhanced as a result of WFP capacity strengthening (new)	Institutional capacity strengthening activities	Overall	0	≥4	>2	4	5		WFP programme monitoring

Cross-cutting Indicators

Progress towards gender equality indicators

Improved gender equality and women's empowerment among WFP-assisted population									
Proportion of food assistance decision-making entity – committees, boards, teams, etc. – members who are women									
Target group, Location, Modalities	Activity	Subactivity	Category	Sex	Baseline	End-CSP Target	2020 Target	2020 Follow-up	2019 Follow-up
Refugees; Nchelenge	Act 01: Provide food and nutrition support to crisis-affected populations	General Distribution		Overall	30.88	≥50	≥60	80	30.88
Proportion of households where women, men, or both women and men make decisions on the use of food/cash/vouchers, disaggregated by transfer modality									
Target group, Location, Modalities	Activity	Subactivity	Category	Sex	Baseline	End-CSP Target	2020 Target	2020 Follow-up	2019 Follow-up
Refugee population; Nchelenge	Act 01: Provide food and nutrition support to crisis-affected populations	General Distribution	Decisions made by women	Overall	41.70	≥25	≥50	41.40	59
			Decisions made by men	Overall	30	≤25	≤25	13.80	15
			Decisions jointly made by women and men	Overall	21.30	≥50	≤25	44.90	26
Type of transfer (food, cash, voucher, no compensation) received by participants in WFP activities, disaggregated by sex and type of activity									
Target group, Location, Modalities	Activity	Subactivity	Category	Sex	Baseline	End-CSP Target	2020 Target	2020 Follow-up	2019 Follow-up
Refugees; Nchelenge	Act 01: Provide food and nutrition support to crisis-affected populations	General Distribution		Female	1	≥1	≥2	2	1
				Male	1	≥1	≥2	2	1
				Overall	1	≥1	≥2	2	1

Protection indicators

Affected populations are able to benefit from WFP programmes in a manner that ensures and promotes their safety, dignity and integrity								
Proportion of targeted people having unhindered access to WFP programmes (new)								
Target group, Location, Modalities	Activity	Subactivity	Sex	Baseline	End-CSP Target	2020 Target	2020 Follow-up	2019 Follow-up
Refugees; LUAPULA	Act 01: Provide food and nutrition support to crisis-affected populations	Unconditional resource transfers to support access to food	Female	99.28	≥100	≥100	100	99.10
			Male	100	≥100	≥100	99.60	99.40
			Overall	99.60	≥100	≥100	99.70	99.30
Proportion of targeted people receiving assistance without safety challenges (new)								
Target group, Location, Modalities	Activity	Subactivity	Sex	Baseline	End-CSP Target	2020 Target	2020 Follow-up	2019 Follow-up
Refugees; Nchelenge	Act 01: Provide food and nutrition support to crisis-affected populations	General Distribution	Female	97.11	≥100	≥100	98	95
			Male	100	≥100	≥100	97.60	97
			Overall	98.60	≥100	≥100	97.70	97
Proportion of targeted people who report that WFP programmes are dignified (new)								
Target group, Location, Modalities	Activity	Subactivity	Sex	Baseline	End-CSP Target	2020 Target	2020 Follow-up	2019 Follow-up
Refugees; LUAPULA	Act 01: Provide food and nutrition support to crisis-affected populations	Unconditional resource transfers to support access to food	Female	97.11	≥100	≥100	90.10	99.40
			Male	100	≥100	≥100	87	99.30
			Overall	98.60	≥100	≥100	88.20	99.10

Accountability to affected population indicators

Affected populations are able to hold WFP and partners accountable for meeting their hunger needs in a manner that reflects their views and preferences

Proportion of assisted people informed about the programme (who is included, what people will receive, length of assistance)

Target group, Location, Modalities	Activity	Subactivity	Sex	Baseline	End-CSP Target	2020 Target	2020 Follow-up	2019 Follow-up
Refugees; Nchelenge	Act 01: Provide food and nutrition support to crisis-affected populations	General Distribution	Female	16.67	≥80	≥70	79.60	77
			Male	42.75	≥80	≥70	85.80	80
			Overall	29.70	≥80	≥70	83.50	79

Proportion of project activities for which beneficiary feedback is documented, analysed and integrated into programme improvements

Target group, Location, Modalities	Activity	Subactivity	Sex	Baseline	End-CSP Target	2020 Target	2020 Follow-up	2019 Follow-up
Refugees; Nchelenge			Overall	16.67	≥66.67	≥80	67	16.67

World Food Programme

Contact info

Jennifer Bitonde

jennifer.bitonde@wfp.org

Cover page photo © WFP/Paul Mboshya Jr

A family sharing a meal after receiving WFP's COVID-19 cash assistance

<https://www.wfp.org/countries/zambia>

Financial Section

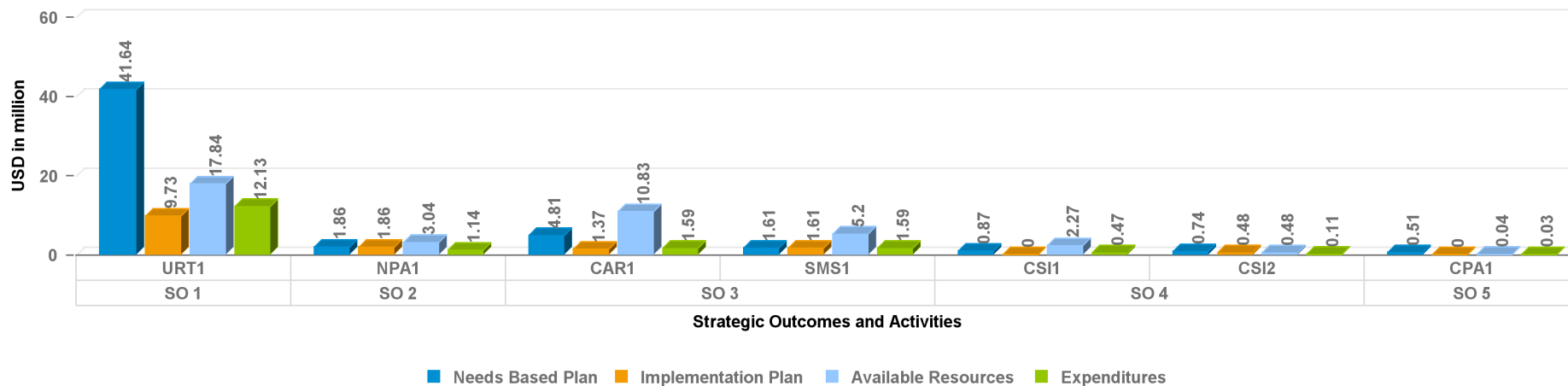
Financial information is taken from WFP's financial records which have been submitted to WFP's auditors.

Annual Country Report

Zambia Country Portfolio Budget 2020 (2019-2024)

Annual Financial Overview for the period 1 January to 31 December 2020 (Amount in USD)

Annual CPB Overview



Code	Strategic Outcome
SO 1	Crisis-affected people in Zambia, including refugees, can meet their basic food and nutrition needs all year round
SO 2	Vulnerable people in Zambia have improved nutritional status in line with national targets, by 2024.
SO 3	Smallholder farmers in Zambia, especially women, have increased access to markets, enhanced resilience to climate shocks and diversified livelihoods by 2030
SO 4	Government institutions in Zambia have more efficient, effective, and shock-responsive social protection systems to contribute to SDG2
SO 5	Government institutions in Zambia have more efficient, effective, and shock-responsive social protection systems to contribute to SDG2.
Code	Country Activity Long Description
CAR1	Promote climate-smart agriculture, crop diversification and post-harvest management among smallholder farmers and through government systems
CPA1	Provide on-demand service provision through logistical support for food and non-food movement and common facilities service provision
CSI1	Provide technical support to the government in strengthening systems and capacities of the structures responsible for the home grown school meals programme
CSI2	Provide technical expertise and other services to strengthen systems and capacities of government institutions and other partners to implement social protection programmes, early warning, disaster preparedness and response.
NPA1	Provide technical support to government institutions and the private sector to reduce malnutrition and scale up high impact nutrition interventions
SMS1	Provide smallholder farmers with enhanced access to markets and financial and aggregation services
URT1	Provide food and nutrition support to crisis-affected populations

Annual Country Report

Zambia Country Portfolio Budget 2020 (2019-2024)

Annual Financial Overview for the period 1 January to 31 December 2020 (Amount in USD)

Strategic Result	Strategic Outcome	Activity	Needs Based Plan	Implementation Plan	Available Resources	Expenditures
1	Crisis-affected people in Zambia, including refugees, can meet their basic food and nutrition needs all year round	Provide food and nutrition support to crisis-affected populations	41,635,316	9,733,854	17,840,225	12,126,672
		Non Activity Specific	0	0	174,837	0
	Non SO Specific	Non Activity Specific	0	0	2,172	0
Subtotal Strategic Result 1. Everyone has access to food (SDG Target 2.1)			41,635,316	9,733,854	18,017,235	12,126,672
2	Vulnerable people in Zambia have improved nutritional status in line with national targets, by 2024.	Provide technical support to government institutions and the private sector to reduce malnutrition and scale up high impact nutrition interventions	1,859,235	1,859,235	3,042,270	1,138,036
		Non Activity Specific	0	0	0	0
Subtotal Strategic Result 2. No one suffers from malnutrition (SDG Target 2.2)			1,859,235	1,859,235	3,042,270	1,138,036

Annual Country Report

Zambia Country Portfolio Budget 2020 (2019-2024)

Annual Financial Overview for the period 1 January to 31 December 2020 (Amount in USD)

Strategic Result	Strategic Outcome	Activity	Needs Based Plan	Implementation Plan	Available Resources	Expenditures
3	Smallholder farmers in Zambia, especially women, have increased access to markets, enhanced resilience to climate shocks and diversified livelihoods by 2030	Promote climate-smart agriculture, crop diversification and post-harvest management among smallholder farmers and through government systems	4,811,025	1,373,608	10,828,728	1,588,536
		Provide smallholder farmers with enhanced access to markets and financial and aggregation services	1,610,372	1,610,372	5,202,826	1,589,869
		Non Activity Specific	0	0	0	0
Subtotal Strategic Result 3. Smallholders have improved food security and nutrition (SDG Target 2.3)			6,421,397	2,983,981	16,031,553	3,178,405

Annual Country Report

Zambia Country Portfolio Budget 2020 (2019-2024)

Annual Financial Overview for the period 1 January to 31 December 2020 (Amount in USD)

Strategic Result	Strategic Outcome	Activity	Needs Based Plan	Implementation Plan	Available Resources	Expenditures
5	Government institutions in Zambia have more efficient, effective, and shock-responsive social protection systems to contribute to SDG2	Provide technical support to the government in strengthening systems and capacities of the structures responsible for the home grown school meals programme	873,213	0	2,271,689	473,986
		Provide technical expertise and other services to strengthen systems and capacities of government institutions and other partners to implement social protection programmes, early warning, disaster preparedness and response.	743,333	476,394	480,551	109,271
Subtotal Strategic Result 5. Countries have strengthened capacity to implement the SDGs (SDG Target 17.9)			1,616,545	476,394	2,752,240	583,257
8	Government institutions in Zambia have more efficient, effective, and shock-responsive social protection systems to contribute to SDG2.	Provide on-demand service provision through logistical support for food and non-food movement and common facilities service provision	510,501	0	39,696	26,194
Subtotal Strategic Result 8. Sharing of knowledge, expertise and technology strengthen global partnership support to country efforts to achieve the SDGs (SDG Target 17.16)			510,501	0	39,696	26,194
	Non SO Specific	Non Activity Specific	0	0	0	0
Subtotal Strategic Result			0	0	0	0
Total Direct Operational Cost			52,042,994	15,053,463	39,882,993	17,052,564
Direct Support Cost (DSC)			2,919,395	2,543,935	3,820,087	979,248
Total Direct Costs			54,962,390	17,597,398	43,703,080	18,031,812
Indirect Support Cost (ISC)			3,537,511	1,143,831	1,588,859	1,588,859

This computer generated report is certified by the Chief of Contribution Accounting and Donor Financial Reporting Branch (FINC)

Annual Country Report

Zambia Country Portfolio Budget 2020 (2019-2024)

Annual Financial Overview for the period 1 January to 31 December 2020 (Amount in USD)

Strategic Result	Strategic Outcome	Activity	Needs Based Plan	Implementation Plan	Available Resources	Expenditures
Grand Total			58,499,901	18,741,229	45,291,940	19,620,671



Brian Ah Poe
Chief

Contribution Accounting and Donor Financial Reporting Branch

Columns Definition

Needs Based Plan

Latest annual approved version of operational needs as of December of the reporting year. WFP's needs-based plans constitute an appeal for resources to implement operations which are designed based on needs assessments undertaken in collaboration with government counterparts and partners

Implementation Plan

Implementation Plan as of January of the reporting period which represents original operational prioritized needs taking into account funding forecasts of available resources and operational challenges

Available Resources

Unspent Balance of Resources carried forward, Allocated contribution in the current year, Advances and Other resources in the current year. It excludes contributions that are stipulated by donor for use in future years

Expenditures

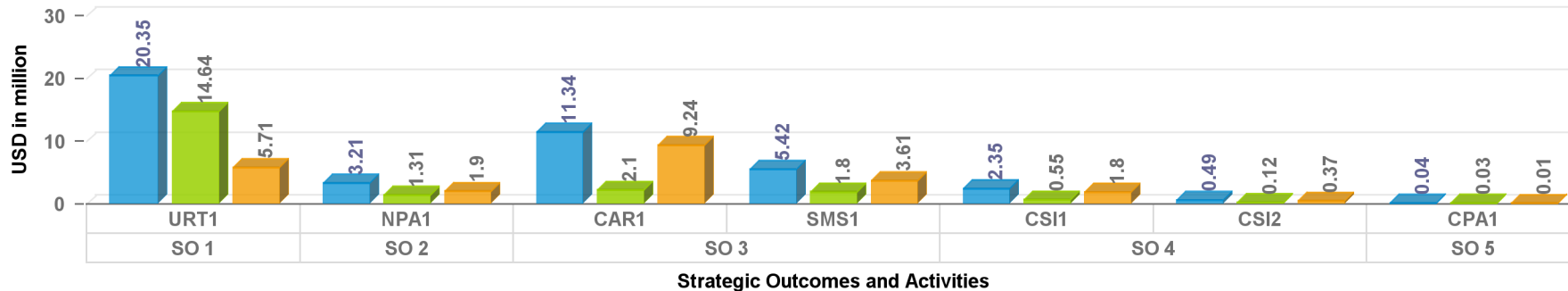
Monetary value of goods and services received and recorded within the reporting year

Annual Country Report

Zambia Country Portfolio Budget 2020 (2019-2024)

Cumulative Financial Overview as at 31 December 2020 (Amount in USD)

Cumulative CPB Overview



■ Allocated Resources ■ Expenditures ■ Balance of Resources

Code	Strategic Outcome
SO 1	Crisis-affected people in Zambia, including refugees, can meet their basic food and nutrition needs all year round
SO 2	Vulnerable people in Zambia have improved nutritional status in line with national targets, by 2024.
SO 3	Smallholder farmers in Zambia, especially women, have increased access to markets, enhanced resilience to climate shocks and diversified livelihoods by 2030
SO 4	Government institutions in Zambia have more efficient, effective, and shock-responsive social protection systems to contribute to SDG2
SO 5	Government institutions in Zambia have more efficient, effective, and shock-responsive social protection systems to contribute to SDG2.

Code	Country Activity - Long Description
CAR1	Promote climate-smart agriculture, crop diversification and post-harvest management among smallholder farmers and through government systems
CPA1	Provide on-demand service provision through logistical support for food and non-food movement and common facilities service provision
CSI1	Provide technical support to the government in strengthening systems and capacities of the structures responsible for the home grown school meals programme
CSI2	Provide technical expertise and other services to strengthen systems and capacities of government institutions and other partners to implement social protection programmes, early warning, disaster preparedness and response.
NPA1	Provide technical support to government institutions and the private sector to reduce malnutrition and scale up high impact nutrition interventions
SMS1	Provide smallholder farmers with enhanced access to markets and financial and aggregation services
URT1	Provide food and nutrition support to crisis-affected populations

Annual Country Report

Zambia Country Portfolio Budget 2020 (2019-2024)

Cumulative Financial Overview as at 31 December 2020 (Amount in USD)

Strategic Result	Strategic Outcome	Activity	Needs Based Plan	Allocated Contributions	Advance and Allocation	Allocated Resources	Expenditures	Balance of Resources
1	Crisis-affected people in Zambia, including refugees, can meet their basic food and nutrition needs all year round	Provide food and nutrition support to crisis-affected populations	60,248,574	20,350,831	0	20,350,831	14,637,278	5,713,553
		Non Activity Specific	0	174,837	0	174,837	0	174,837
	Non SO Specific	Non Activity Specific	0	2,172	0	2,172	0	2,172
Subtotal Strategic Result 1. Everyone has access to food (SDG Target 2.1)			60,248,574	20,527,840	0	20,527,840	14,637,278	5,890,562
2	Vulnerable people in Zambia have improved nutritional status in line with national targets, by 2024.	Provide technical support to government institutions and the private sector to reduce malnutrition and scale up high impact nutrition interventions	3,420,438	3,211,295	0	3,211,295	1,307,061	1,904,234
Subtotal Strategic Result 2. No one suffers from malnutrition (SDG Target 2.2)			3,420,438	3,211,295	0	3,211,295	1,307,061	1,904,234

Annual Country Report

Zambia Country Portfolio Budget 2020 (2019-2024)

Cumulative Financial Overview as at 31 December 2020 (Amount in USD)

Strategic Result	Strategic Outcome	Activity	Needs Based Plan	Allocated Contributions	Advance and Allocation	Allocated Resources	Expenditures	Balance of Resources
3	Smallholder farmers in Zambia, especially women, have increased access to markets, enhanced resilience to climate shocks and diversified livelihoods by 2030	Promote climate-smart agriculture, crop diversification and post-harvest management among smallholder farmers and through government systems	6,037,218	11,343,482	0	11,343,482	2,103,291	9,240,191
		Provide smallholder farmers with enhanced access to markets and financial and aggregation services	2,992,643	5,417,329	0	5,417,329	1,804,372	3,612,957
		Non Activity Specific	0	0	0	0	0	0
Subtotal Strategic Result 3. Smallholders have improved food security and nutrition (SDG Target 2.3)			9,029,861	16,760,811	0	16,760,811	3,907,662	12,853,148

Annual Country Report

Zambia Country Portfolio Budget 2020 (2019-2024)

Cumulative Financial Overview as at 31 December 2020 (Amount in USD)

Strategic Result	Strategic Outcome	Activity	Needs Based Plan	Allocated Contributions	Advance and Allocation	Allocated Resources	Expenditures	Balance of Resources
5	Government institutions in Zambia have more efficient, effective, and shock-responsive social protection systems to contribute to SDG2	Provide technical support to the government in strengthening systems and capacities of the structures responsible for the home grown school meals programme	1,594,187	2,348,967	0	2,348,967	551,263	1,797,703
		Provide technical expertise and other services to strengthen systems and capacities of government institutions and other partners to implement social protection programmes, early warning, disaster preparedness and response.	1,190,872	492,677	0	492,677	121,397	371,279
Subtotal Strategic Result 5. Countries have strengthened capacity to implement the SDGs (SDG Target 17.9)			2,785,059	2,841,643	0	2,841,643	672,660	2,168,983
8	Government institutions in Zambia have more efficient, effective, and shock-responsive social protection systems to contribute to SDG2.	Provide on-demand service provision through logistical support for food and non-food movement and common facilities service provision	510,501	39,696	0	39,696	26,194	13,501
Subtotal Strategic Result 8. Sharing of knowledge, expertise and technology strengthen global partnership support to country efforts to achieve the SDGs (SDG Target 17.16)			510,501	39,696	0	39,696	26,194	13,501

Annual Country Report

Zambia Country Portfolio Budget 2020 (2019-2024)

Cumulative Financial Overview as at 31 December 2020 (Amount in USD)

Strategic Result	Strategic Outcome	Activity	Needs Based Plan	Allocated Contributions	Advance and Allocation	Allocated Resources	Expenditures	Balance of Resources
	Non SO Specific	Non Activity Specific	0	0	0	0	0	0
Subtotal Strategic Result			0	0	0	0	0	0
Total Direct Operational Cost			75,994,433	43,381,285	0	43,381,285	20,550,856	22,830,429
Direct Support Cost (DSC)			4,665,305	4,128,938	0	4,128,938	1,288,099	2,840,839
Total Direct Costs			80,659,738	47,510,223	0	47,510,223	21,838,955	25,671,268
Indirect Support Cost (ISC)			5,207,839	2,943,601		2,943,601	2,943,601	0
Grand Total			85,867,577	50,453,824	0	50,453,824	24,782,556	25,671,268



This donor financial report is interim

Brian Ah Poe

Chief

Contribution Accounting and Donor Financial Reporting Branch

Columns Definition

Needs Based Plan

Latest approved version of operational needs. WFP's needs-based plans constitute an appeal for resources to implement operations which are designed based on needs assessments undertaken in collaboration with government counterparts and partners

Allocated Contributions

Allocated contributions include confirmed contributions with exchange rate variations, multilateral contributions, miscellaneous income, resource transferred, cost recovery and other financial adjustments (e.g. refinancing). It excludes internal advance and allocation and contributions that are stipulated by donor for use in future years.

Advance and allocation

Internal advanced/allocated resources but not repaid. This includes different types of internal advance (Internal Project Lending or Macro-advance Financing) and allocation (Immediate Response Account)

Allocated Resources

Sum of Allocated Contributions, Advance and Allocation

Expenditures

Cumulative monetary value of goods and services received and recorded within the reporting period

Balance of Resources

Allocated Resources minus Expenditures