



Food Commodities Photo WFP/Aman ur Rehman khan

Weekly Market Monitor Report

WFP VAM | Food Security Analysis

Pakistan | 16 March 2021

HIGHLIGHTS

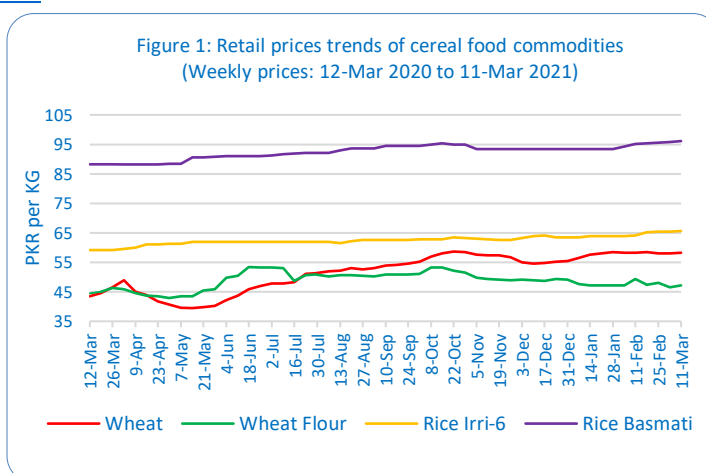
- Weekly average retail prices update as of 11th of March 2021 indicates overall the prices of staple cereals and non-cereals foods experienced negligible to slight fluctuations, except for eggs which experienced a significant price increase, when compared to the previous week's prices.
- **Cereals:** (wheat, wheat flour, rice *Irri-6* and rice *Basmati*). Overall, the average retail prices for wheat, rice *Irri-6* and rice *Basmati* negligibly increased while the price for wheat flour slightly increased from the previous week.
- **Non-cereals:** overall, compared to the previous week, the average retail prices of essential non-cereals registered a significant increase for eggs and a slight increase for sugar. Whereas, negligible increases were noted in the prices of pulses (*Mash*, *Moong*, and *Gram*), no changes in the prices of pulse *Masoor*, cooking oil and vegetable ghee together with a slight decrease in the price of live chicken from the previous week.
- **Terms-of-Trade:** The average ToT slightly decreased by 1.4% from the previous week.

To monitor the impact of COVID-19 on market prices, the average retail prices¹ of cereals and non-cereals essential food commodities across the country's main markets² in or near COVID-19 hotspots cities (Swat, Peshawar, Islamabad, Rawalpindi, Sialkot, Gujranwala, Faisalabad, Gujrat, Lahore, Multan, Ghotki, Sukkur, Hyderabad, Karachi and Quetta)³ were monitored and analyzed. Following are the key points noted:

Retail prices⁴ of cereal food commodities

On 11th of March 2021 the average retail prices of wheat and wheat flour were recorded at PKR 58.18 and PKR 47.18 per kg, respectively, indicating a negligible increase for wheat (0.1%) and a slight increase for wheat flour (1.4%) when compared to their prices from the previous week.

Further, the prices of rice *Irri-6* and rice *Basmati* were recorded at PKR 65.63 and PKR 96.12, respectively, indicating negligible increases for *Irri-6* (0.2%) and *Basmati* (0.3%) from the previous week, (Figure 1).

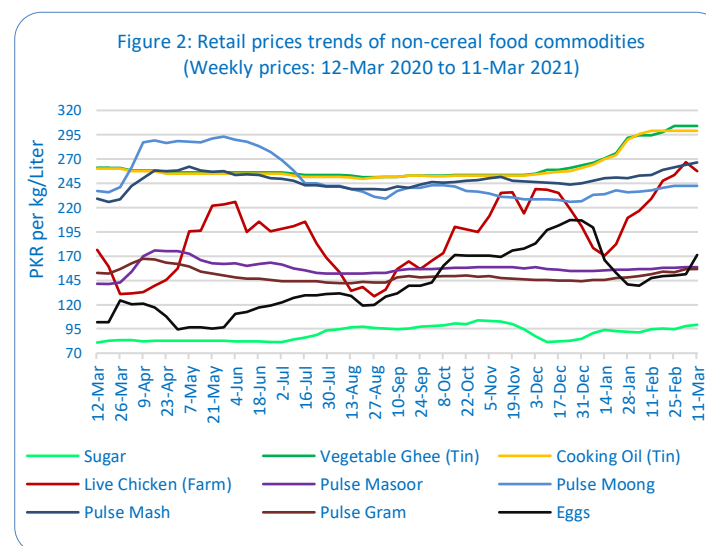


Among cereal food, a significant increase was observed this week compared to the previous week in the price of wheat flour in Peshawar by 13%. **Peshawar is among the COVID-19 hotspot cities.**

Retail prices⁵ of non-cereal food commodities

As of 11th of March 2021 and when compared with prices from the previous week among the essential non-cereal food commodities, a significant increase was noted in the price of eggs (12.7%) along with a slight increase in the price of sugar (1.4%).

Whereas, negligible increases were noted in the prices of pulse *Mash* (0.9%) pulse *Moong* (0.1%) and pulse *Gram* (0.1%) and no changes in the prices of



¹ Latest available weekly average retail prices of essential food commodities updated on 11th of March 2021.

² Markets in following cities: Peshawar, Islamabad, Rawalpindi, Sialkot, Lahore, Multan, Quetta, Sukkur, and Karachi.

³ List of COVID-19 hotspot cities updated on 29th September 2020.

⁴ Source: Pakistan Bureau of Statistics, Government of Pakistan.

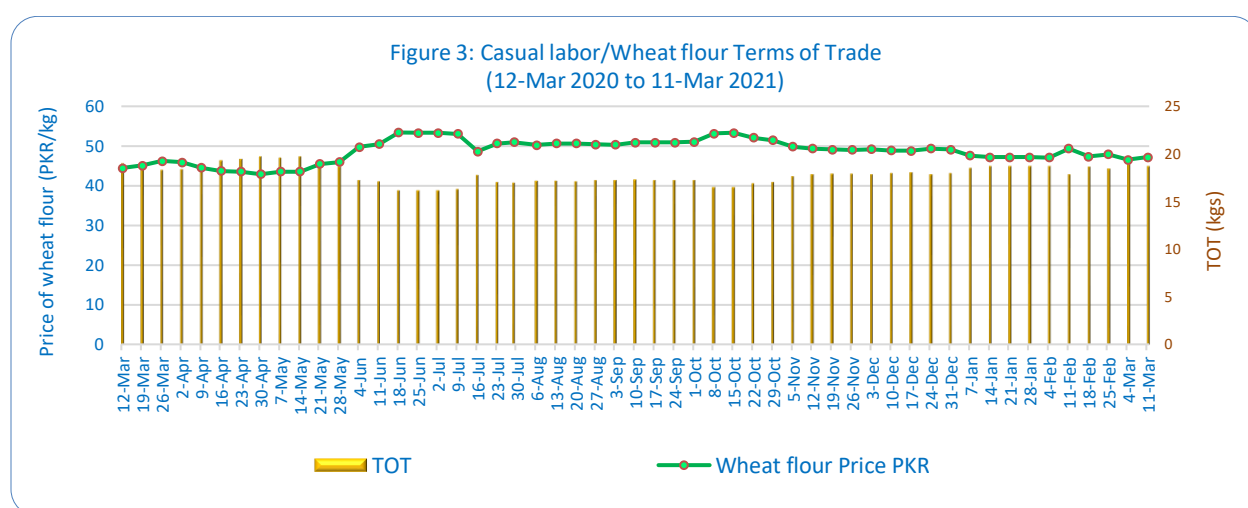
⁵ Ibid.

pulse *Masoor*, cooking oil and vegetable ghee together with a slight decrease in the price of live chicken (3.4%), (Figure 2).

*Among non-cereal food, significant increases were observed this week compared to the previous week in the retail prices of eggs in Peshawar (20%), Multan (19%), Quetta (19%) and Sialkot (13%). **Peshawar, Multan, Quetta, and Sialkot are among the COVID-19 hotspot cities.***

Terms-of-Trade (ToT)⁶

On 11th of March 2021, the average ToT was recorded at 18.72 kg of wheat flour. The ToT slightly decreased by 1.4% from the previous week, mainly due to a slight increase in the price of wheat flour, (Figure 3).



Note: Lately, an anomaly was observed in the price difference between wheat and wheat flour prices as in few cities the prices of wheat flour were found lower than the prices of wheat. The possible reasons for this anomaly were explored with relevant sources. Pakistan Bureau of Statistics (PBS), which is the source for the prices we quote in this bulletin, has informed that the difference between wheat and wheat flour prices exists due to the reason that, wheat prices are collected from open market, whereas wheat flour prices are collected which are subsidized by the Government of Pakistan.

⁶ The ratio of the price of the primary income good relative to the price of the primary expenditure good, it simply measures the purchasing power of a particular livelihood group. In this Bulletin, the Terms of Trade (ToT) between casual unskilled labor wage and wheat flour is applied. This ToT reveals how many kilograms of wheat flour can be purchased with one-day casual unskilled labor wage but does not say how many days a month a laborer can get to cover the family food needs.

Ranges of terms: Negligible: >0 to <1%, Slight: 1% to <8%, More than slight: 8% to <10%, Significant: 10% or higher.