

WFP Market Monitor - Sudan

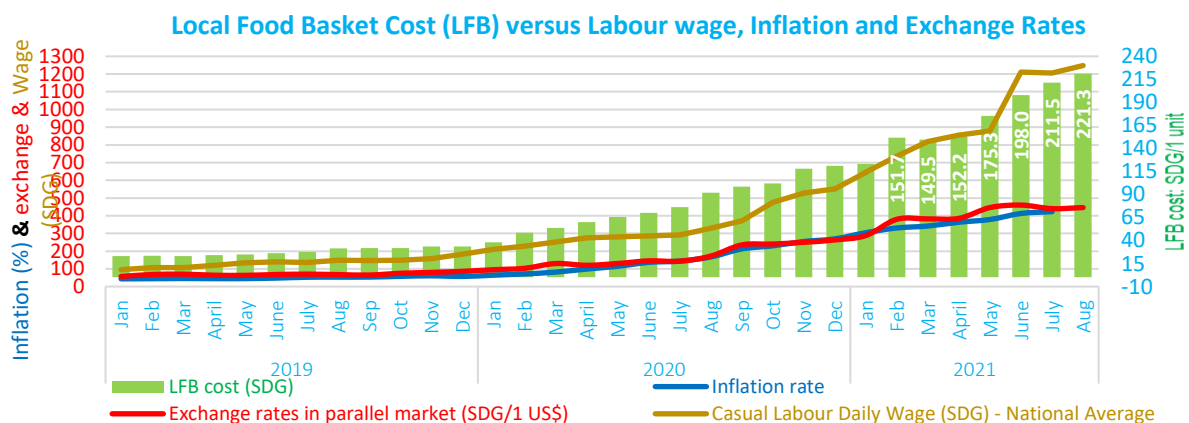
August 2021

Highlights

- The national average retail price of sorghum was **SDG129.27/kg**, which is an increase by **4.77%** compared to the previous month.
- The national average retail price of Wheat flour was **SDG344.8/kg**, which is an increase by **2.82%** compared to the previous month.
- The national average retail price of goat was **SDG20,277/head**, which is an increase by **5.03%** compared to the previous month.
- The national average retail price of groundnut was **SDG13,861/sack**, which is an increase by **3.46%** compared to the previous month.
- The national average cost of WFP local food basket was **SDG221.28**, which is an increase by **4.62%** compared to the previous month.

Food Security Outlook

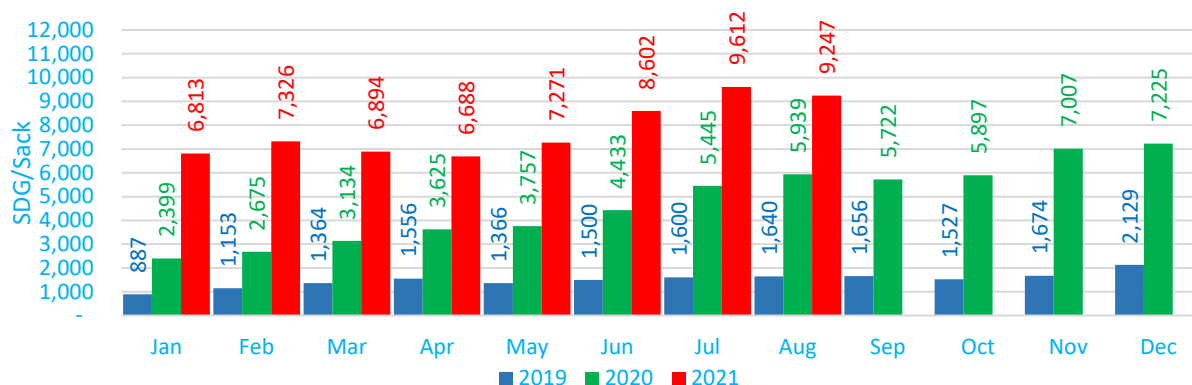
During August, the parallel foreign exchange rate was stable around the official rate SDG445 per 1 US\$. The inflation rate showed a decrease in August 2021 (**387.56%**) compared to **421.28%** in July 2021, while the monthly percentage change in **CPI** was **6.52%** compared to **13.28%** in July, which sown in a slight increase in the prices of commodities and services. As the result, the average cost of WFP local food basket (LFB) increased to **SDG221.28** in August compared **SDG211.5** in July 2021. On the other hand, there was slight increase in the average casual labor wage-daily rate (**SDG1,248**), which an increased by **4.0 percent** compared to July 2021 while it higher by **265 percent** compared the same period of previous year. The sustained food insecurity and economic crisis may continue even after the main summer harvest season in November 2021 to February 2022, as complete lifting of fuel subsidy and free exchange policy pushed the production cost more than 3 to 4 times compared to previous season, which expected to push further the prices of crops and foods next year. Unless positive economic factors occur such as positive response from the Agriculture sector, improve in the access to foreign funds and debt relief that might make fundamental changes to the macroeconomy.



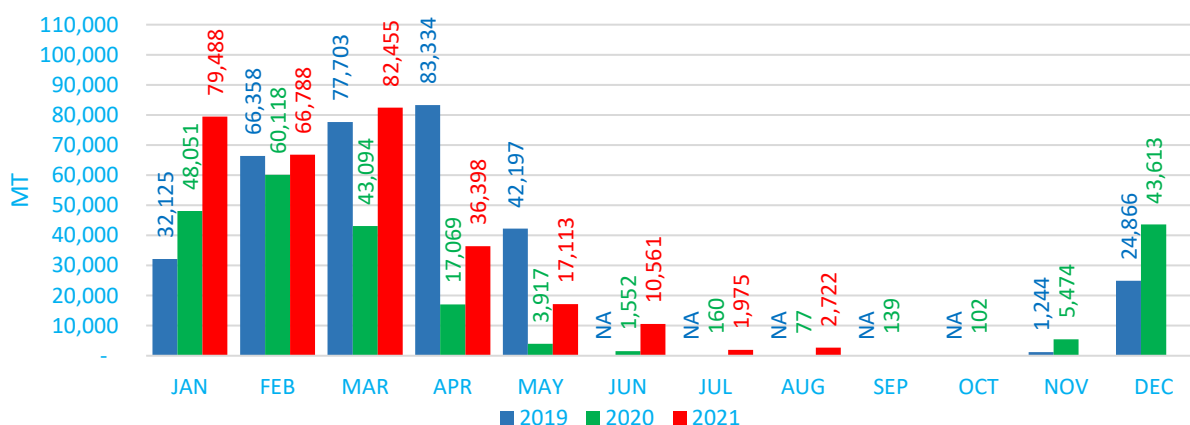
Prices of Basic Food Items and WFP Local Food Basket Cost

Commodity	Unit of Measurement	Current	Previous month		1 year before	
		SDG	SDG	% Change	SDG	% Change
Sorghum	KG	129.27	123.38	↑ 4.77%	69.97	↑ 84.75%
Wheat flour	KG	344.8	335.33	↑ 2.82%	111.5	↑ 209.24%
Goat	Head	20,277	19,258	↑ 5.03%	5,303	↑ 281.43%
Groundnut	Sack (45 KG)	13,861	13,398	↑ 3.46%	3,090	↑ 348.58%
Local Food Basket	Unit	221.28	211.51	↑ 4.62%	91.8	↑ 141.05%

Sorghum Prices and Supplies in Al Gadarif Auction Market



In August 2021, the average price of sorghum in El-Gadarif Auction market was **SDG9,247/90Kg sack**, which is a decrease by **3.8 percent** compared to the previous month and **56 percent** higher compared to the same month of the previous year (**August 2020**). The total supply to auction market from the last season harvest (November 2020 - August 2021) was around **MT3436,588** compared to **MT200,149** for the same period of the previous season, which is higher by **73.0 percent**.



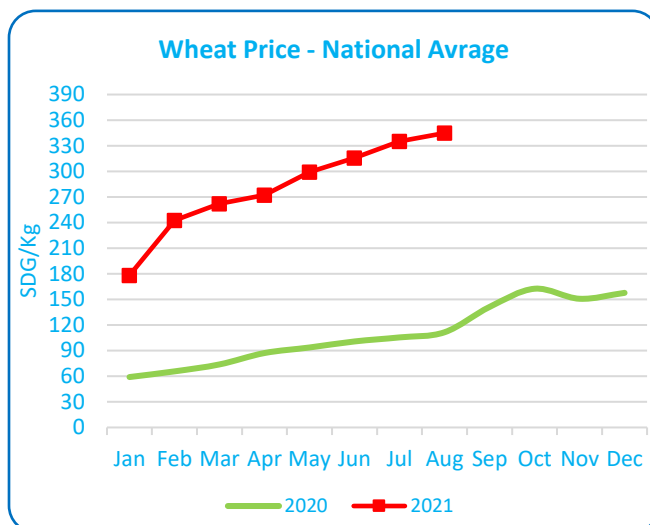
Commodities Prices in WFP Areas



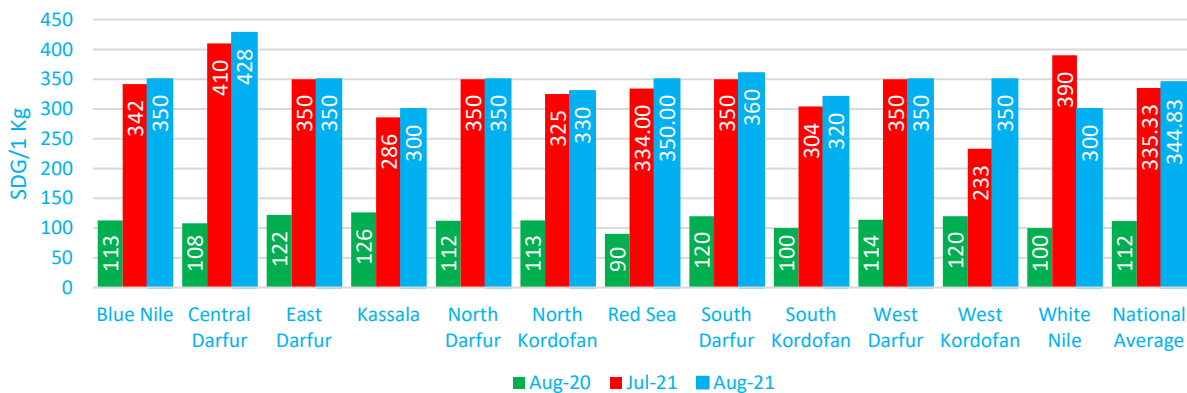
Wheat Flour

National

In August 2021, the average retail price of wheat flour was **344.8** Sudanese pound per Kg, which is an increase by **2.82 percent** compared to July 2021. As the exchange rate was stable during the last two months, the main driver to increase in the wheat prices is the high cost of transportation (lift of fuel subsidy) to the remote areas of Sudan (majority of wheat imported from abroad and processed in Khartoum - see chart below). The average retail price of wheat was **209.2 percent** higher than the same month of the previous year.



By States



In August, the wheat flour retail prices were slightly increased in 7 states by **2 to 5 percent**, compared to the previous month. It increased in Blue Nile, Central Darfur, Kassala, Red Sea, South Darfur, South Kordofan and West Kordofan. It remained stable in 4 states, East Darfur, North Darfur, West Darfur and North Kordofan while it decreased in White Nile (**15 percent**).

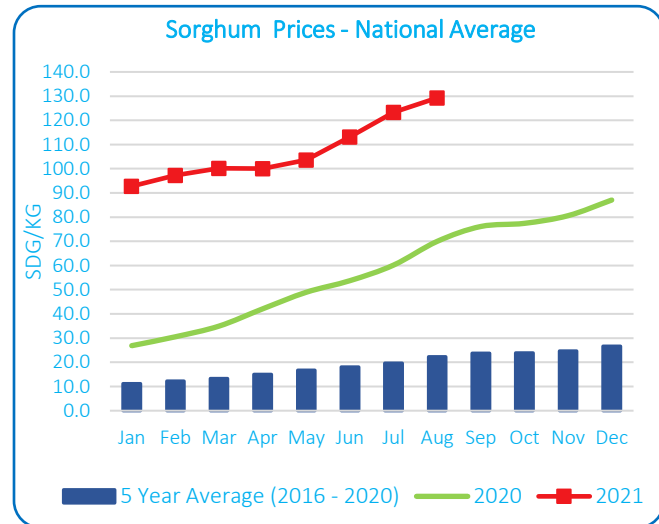
During August 2021, the highest increase in the wheat price recorded in Central Darfur (**296 percent**) while the lowest increase recorded in Kassala (**138 percent**) compared to the August 2020.



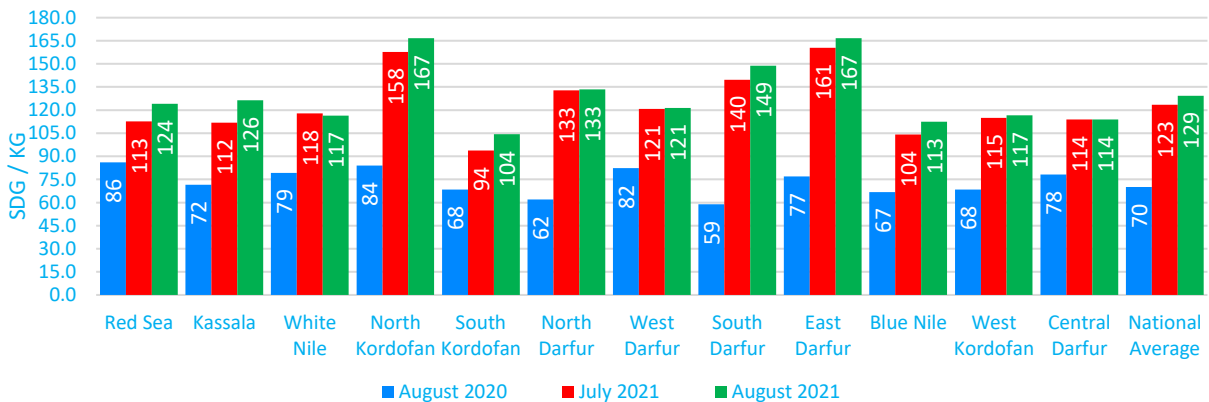
Sorghum

National

The average retail price of sorghum reached **129.72 SDG/Kg** in August 2021, which is an increase by **4.77 percent** compared to **July 2021**. This increase is due downfall of supply from the previous season production. Sorghum prices are expected to continue its increasing trend during the coming two months until the prospect of the current harvest become clear in November. The average retail price of sorghum is higher by **84.7 percent** compared **August 2020**, while it was **479 percent** higher than the average of past five years of August.




By States



In August 2021, sorghum retail prices were increased in **7 states** compared to the previous month. It was sharply increased in **Kassala (13.0 percent)**, **South Kordofan (11.2 percent)**, **Red Sea (10.2 percent)**, **Blue Nile (8.0 percent)** and it slightly increased in **South Darfur (6.6 percent)**, **North Kordofan (5.7 percent)** and **East Darfur (3.8 percent)**. It was stable in **Central Darfur**, **White Nile**, **East Darfur**, **North Darfur**, **West Darfur** and **West Kordofan**.

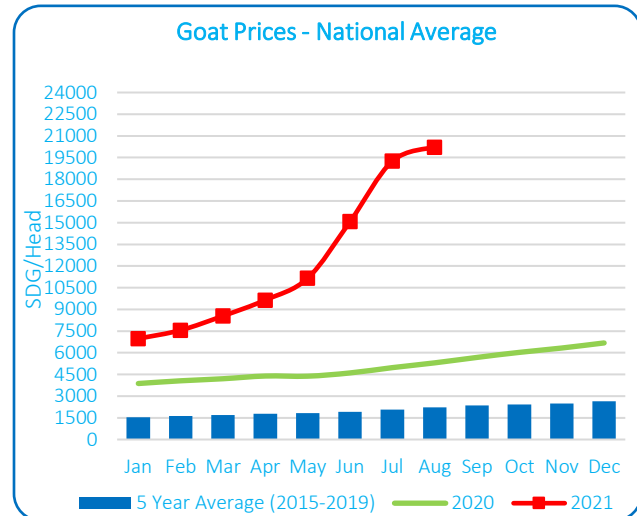
The highest increase in the retail price of sorghum, compared to same period of the previous year was recorded in **South Darfur (153 percent)** while the lowest was in **Red Sea (44 percent)** (see the chart in Annex 1 on page 8). It has increased in all states by **373 to 600 percent** compared to the average price for the past five years of August.



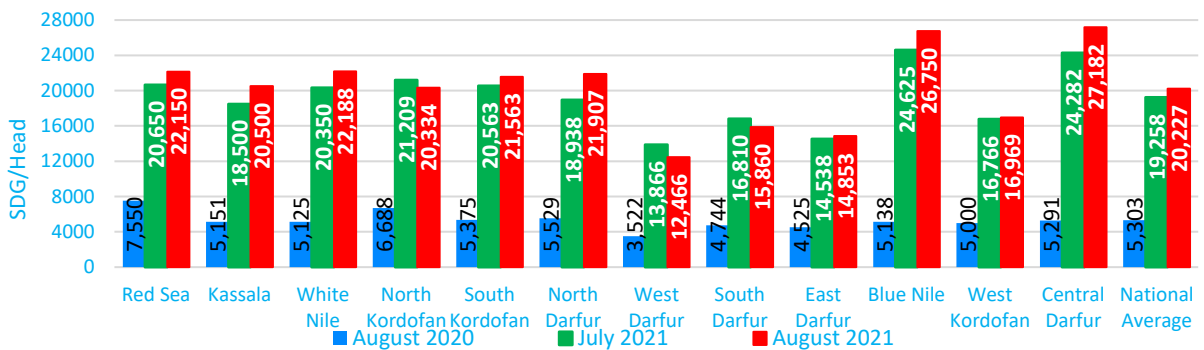
Goat

National

In August, the average retail price of goat was slightly increased to **20,227 Sudanese pound per head**, which is an increase of **5.03 percent** over the previous month. The high prices of goat is mainly attributed to the high cost of production and high demand for export markets. The average retail price of goat increased by **281.43 percent** compared to the same month of the previous year. It was higher by **808 percent** compared to the five years average of August. Goat prices trend over the coming months will mainly depend on pasture condition. The good rainfall this season are expected to improve pasture condition and reduce the cost of fodder and stabilize the sharp increase in the prices of goat during last three months.



By States



In August, the retail prices for goat increased in 8 out of 12 states compared to the previous month. It sharply increased in Central Darfur (**11.9 percent**), North Darfur (**15.7 percent**), Kassala (**10.8 percent**), White Nile (**9.0 percent**), Blue Nile (**8.6 percent**), Red Sea (**7.3 percent**), while it slightly increased in South Kordofan (**4.9 percent**) and East Darfur (**2.2 percent**) and West Kordofan (**1.2 percent**). It slightly decreased in West Darfur (**10.1 percent**), South Darfur (**5.7 percent**) and North Kordofan (**4.1 percent**).

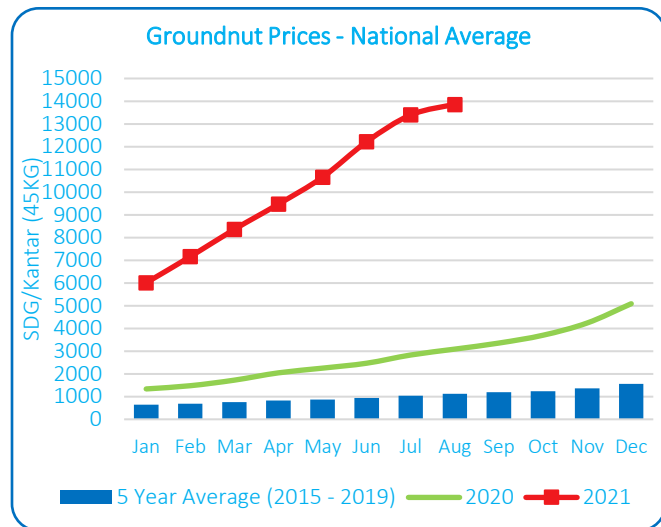
In August, the highest increase in the retail prices of goat, compared to the same month of the previous season was recorded in Blue Nile (**421 percent**) while the lowest increase was recorded in North Kordofan (**204 percent**). It increased by **594 to 1007 percent** compared to the five years average of August.



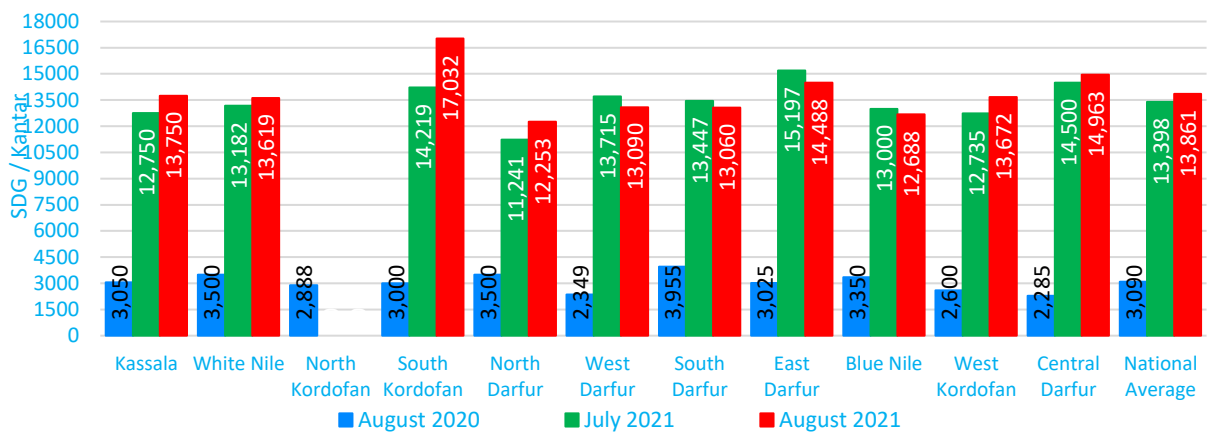
Groundnuts

National

The average price of raw groundnut was **13,861 Sudanese pound per Kantar**, which is an increase by **3.46 percent** compared to the previous month (July). This increase is attributed to the high demand and inflationary increase in the cost of production. The average price of raw groundnut was higher by **348.6 percent** compared to the same month of the previous year. The national average price was higher by **1,131 percent** compared to the five years average of August.



By States



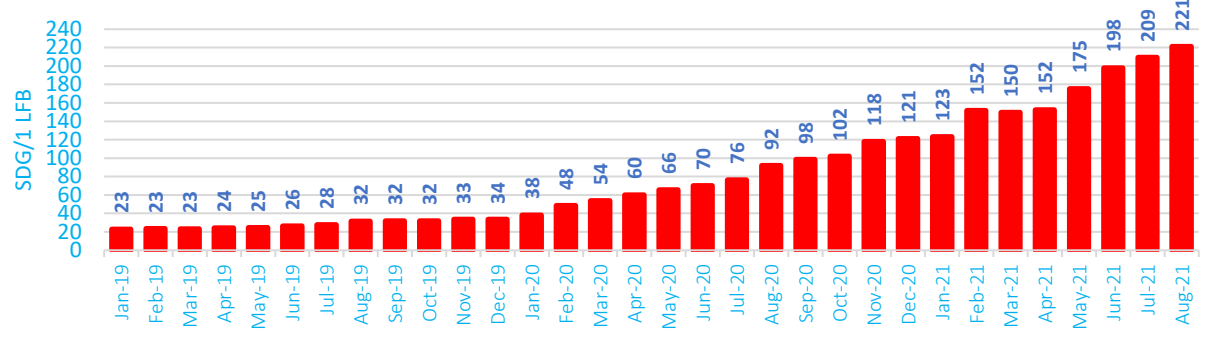
In August, the groundnut prices were increased in 6 out of 10 states compared to the previous month. It sharply increased in South Kordofan (**19.8 percent**) and significantly in North Darfur (**9.0 percent**), Kassala (**7.8 percent**) and West Kordofan (**7.4 percent**). It slightly increased in White Nile (**3.3 percent**) and Central Darfur (**3.2 percent**). It was slightly decreased in East Darfur (**4.7 percent**), West Darfur (**4.6 percent**), South Darfur (**2.9 percent**) and Blue Nile (**2.4 percent**).

During **August 2021**, the largest increase in the price of groundnut compared to the same time of the last year was recorded in Central Darfur (**555 percent**) while the lowest increase was recorded in South Darfur (**230 percent**) (see the chart in Annex 1 on page 8). Groundnut prices have shown sharp increases by **868 to 1,595 percent** compared to the average prices for the past five years of August.

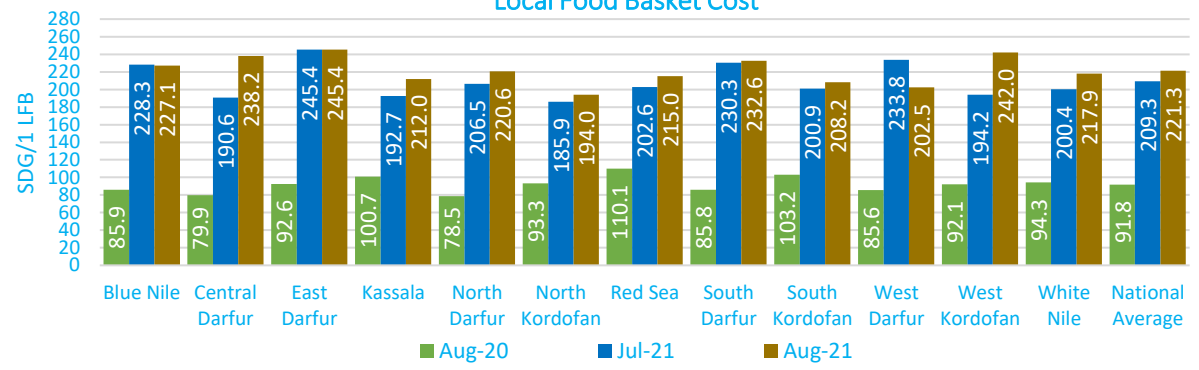
Cost of WFP Local Food Basket (LFB)

- In August 2021, the average cost of WFP local food basket is slightly increased by **4.62 percent** compared to the previous month and increased to **221.28** Sudanese pounds. The cost of WFP local food basket increased by **141.05 percent** compared to the same month of the previous year.
- In August 2021, the highest cost of local food basket was recorded in East Darfur (**SDG 245.4**) followed by East Darfur (**SDG 242.0**), while the lowest cost recorded in North Kordofan (**SDG 194.0**).

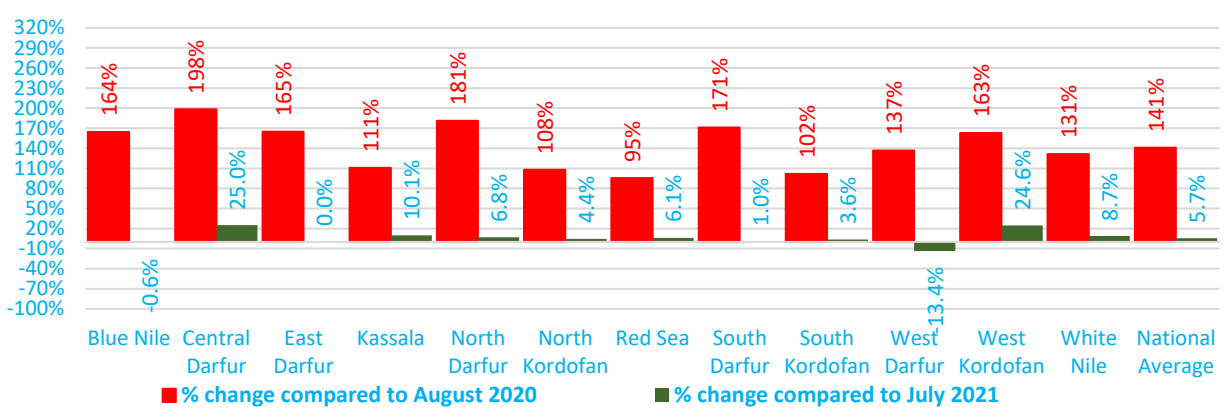
Trend of WFP Local Food Basket Cost



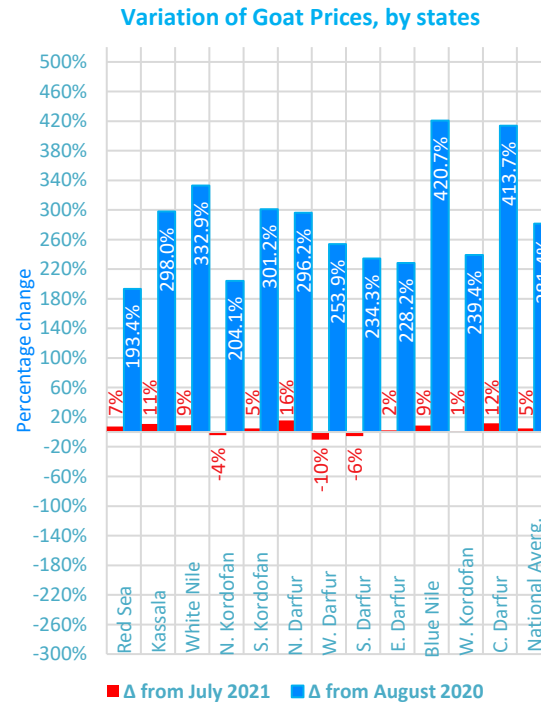
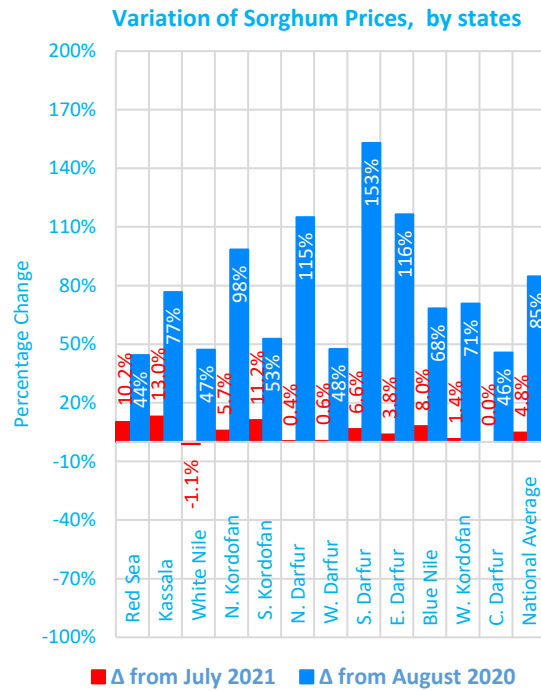
Local Food Basket Cost



Variation of LFB Cost of August 2021 compared to August 2020 and July 2021






Annex 1: The Percentage Change of Sorghum, Goat and Groundnut Prices Compared to the July 2021 & August 2020

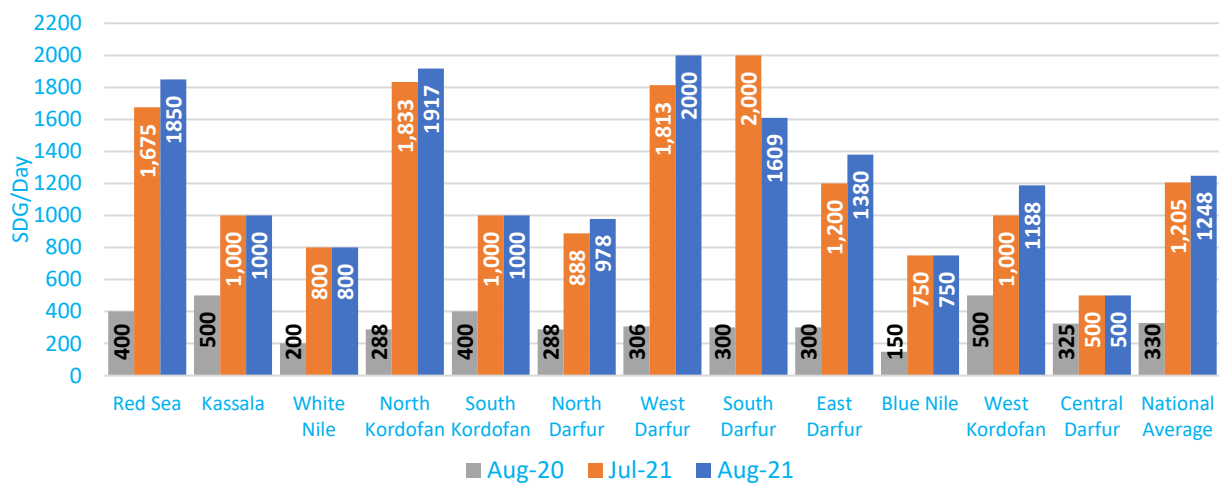


Annex 2: Change in the retail prices of the cash-based transfer (CBT) food Items:

Commodity	Unit	Aug-21	Jul-21	Aug-20	Change of retail price compare to previous month	Change of retail prices compare to same month - last year
Sorghum	SDG/Kg	131.38	125.00	80.68	↑ 5.1%	↑ 63%
Onion	SDG/Kg	174.67	148.25	70.08	↑ 17.8%	↑ 149%
Vegetable Oil (groundnut)	SDG/litre	1,252.00	1,243.67	366.25	→ 0.7%	↑ 242%
Cow Meat	SDG/Kg	1,865.67	1,893.33	529.83	→ -1.5%	↑ 252%
Goat_Sheep Meat	SDG/Kg	2,249.33	2,215.33	668.33	→ 1.5%	↑ 237%
Powder Milk	SDG/Kg	2,412.17	2,386.17	1,033.50	→ 1.1%	↑ 133%
Dry Tomatoes	SDG/Kg	1,108.17	844.50	270.17	↑ 31.2%	↑ 310%
Sugar	SDG/Kg	338.50	330.75	107.17	↑ 2.3%	↑ 216%
Pulses - Fabi bean	SDG/Kg	1,131.33	991.42	203.83	↑ 14.1%	↑ 455%
Iodized salt	SDG/Kg	251.25	242.25	62.67	↑ 3.7%	↑ 301%
Wheat Flour	SDG/Kg	344.83	335.33	111.50	↑ 2.8%	↑ 209%

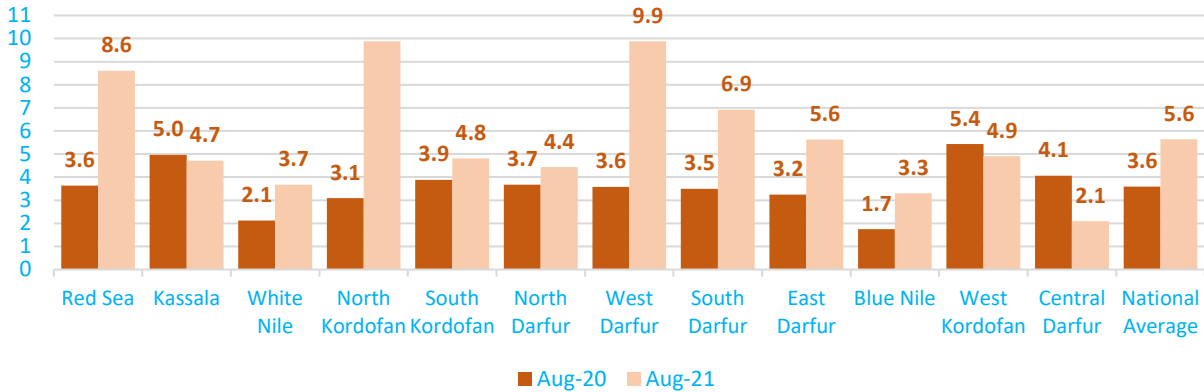
 Increase if % > +2
 Stable if % between -2 and +2
 Decrease if % < -2

Annex 3: Casual Labor Wage - Daily Rate (SDG/Day)

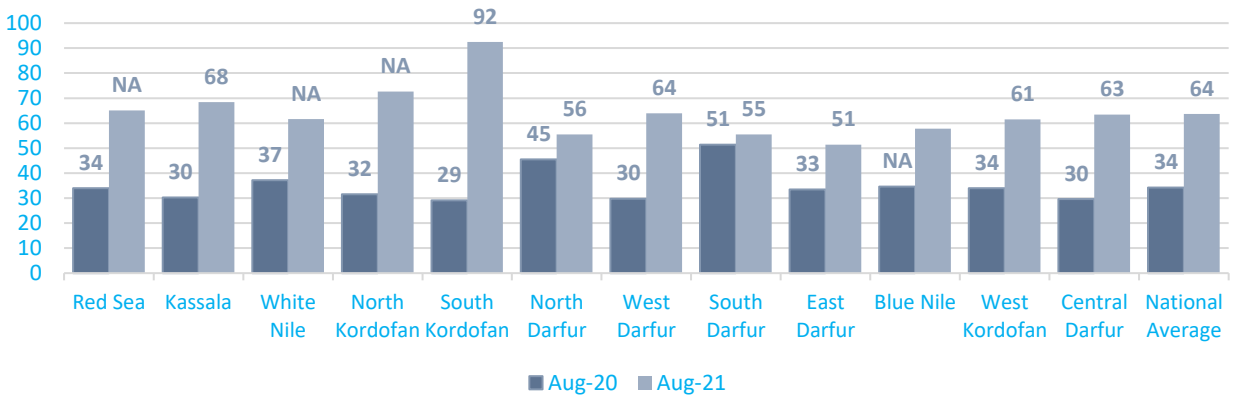


Annex 4: Terms of Trade

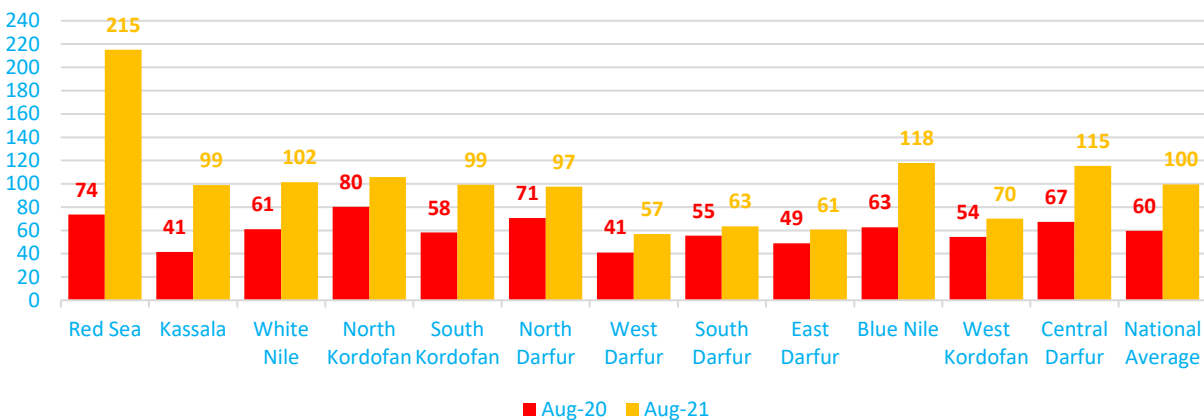
Casual Labor Wage - Daily Rate versus VAM LFB



Groundnut (1 sack of 45Kg) versus VAM LFB

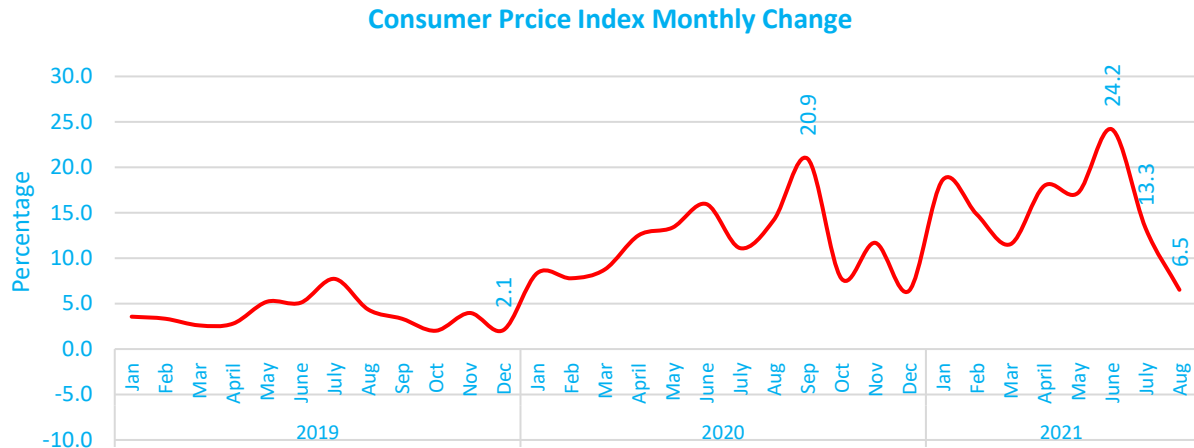


Goat (one medium size) versus VAM LFB



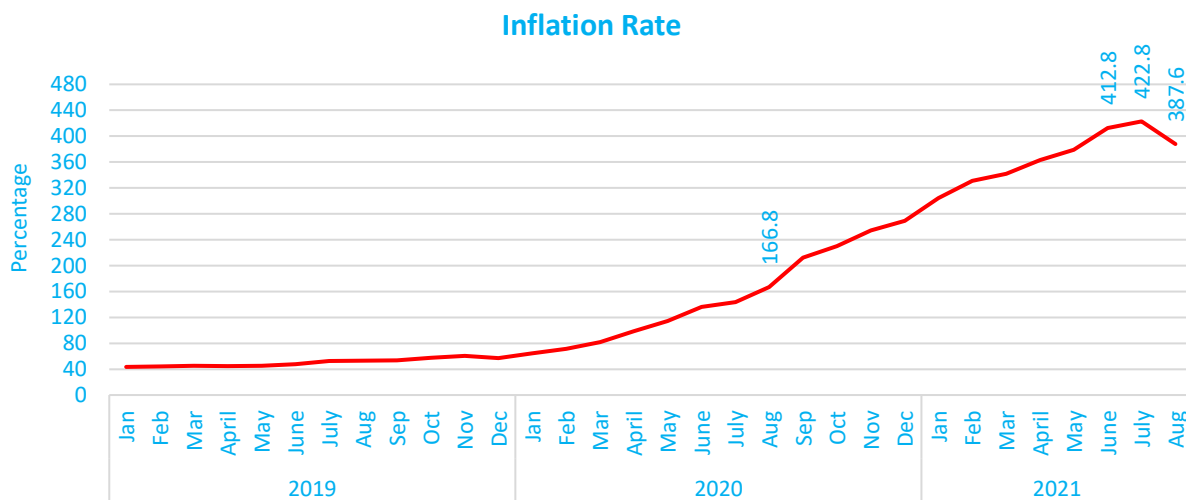
Annex 5: Sudan Inflation Rate - Consumer Price Index (CPI1):

(Source: SUDAN CENTRAL BUREAU OF STATISTICS)



The monthly percentage change of Consumer Price Index (CPI):

In August 2021, the amount that consumer paid for a basket of goods and services increased by 6.52 percent compared to what he paid for the same basket in July 2021.



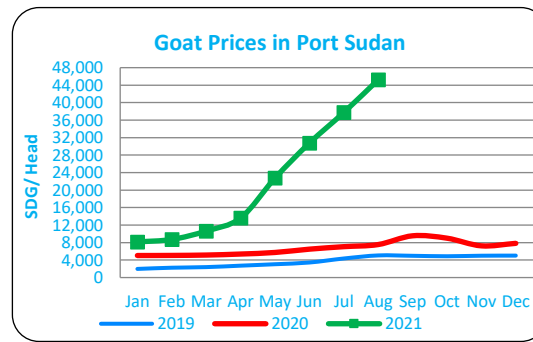
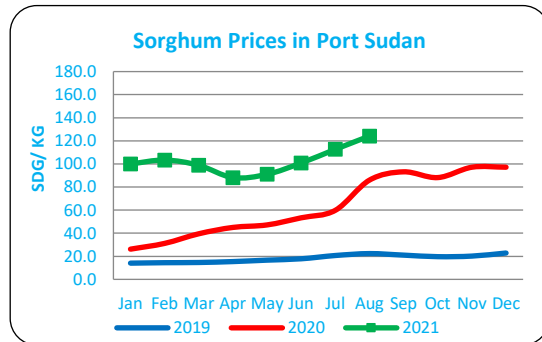
Inflation Rate:

In August 2021, the amount that consumer paid for a basket of goods and services increased by 387.56 percent compared to what he paid for the same basket in July 2020.

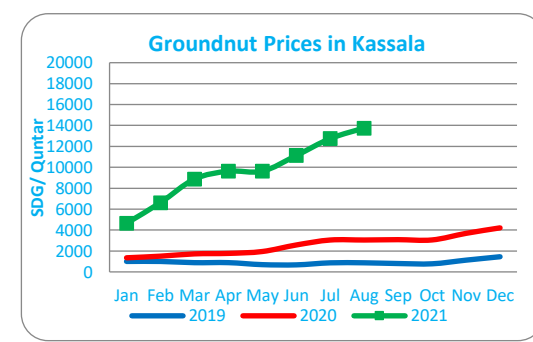
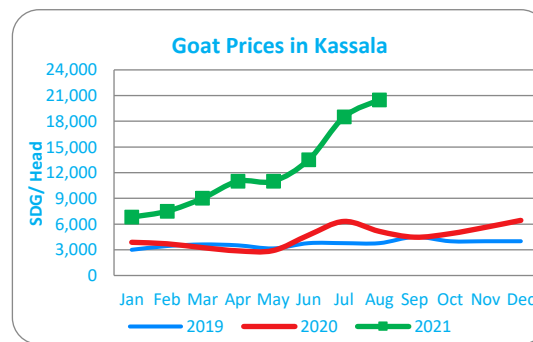
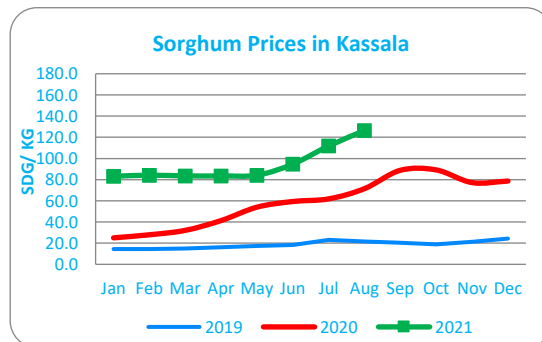
¹ *Consumer Price Index (CPI): The Consumer Price Index measures the average change in prices over time that consumers pay for a basket of goods and services.*

Annex 6: Sorghum, Goat and Groundnut Price Trends by States

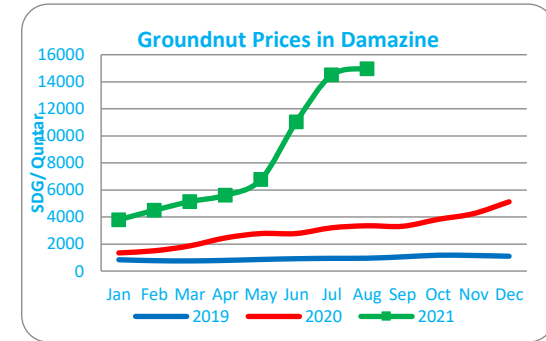
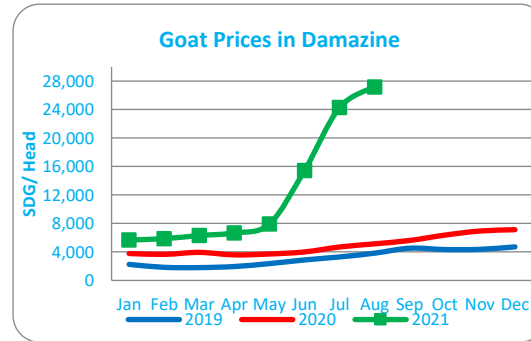
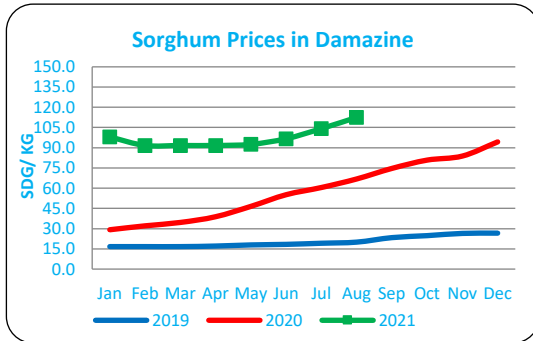
Red Sea



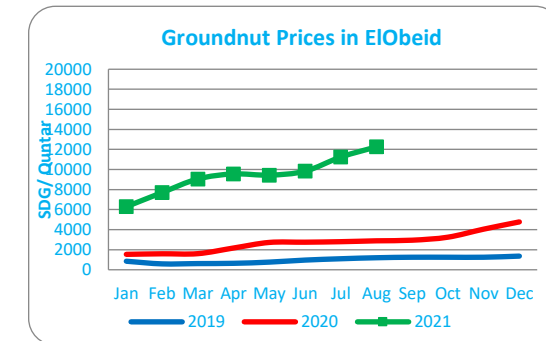
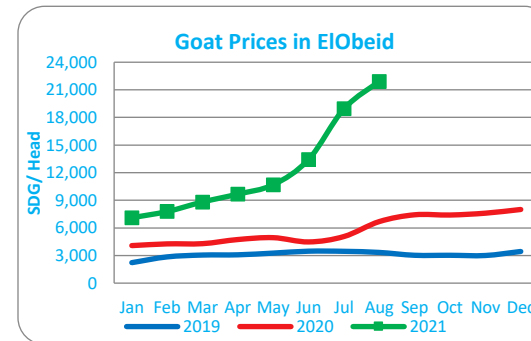
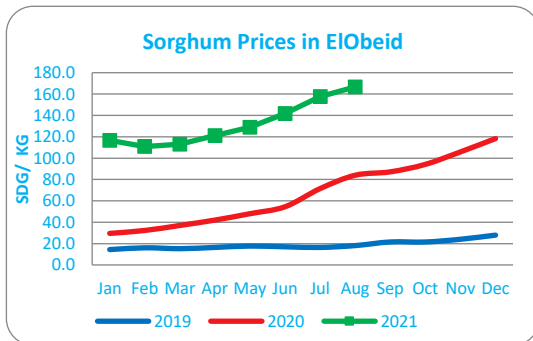
Kassala



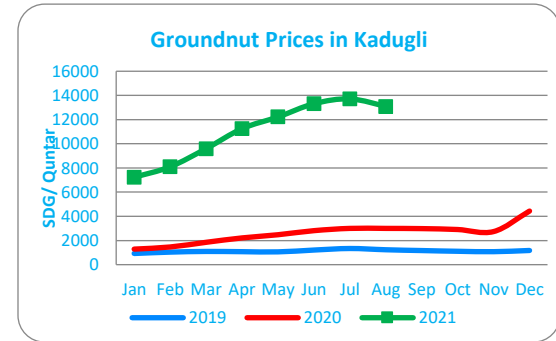
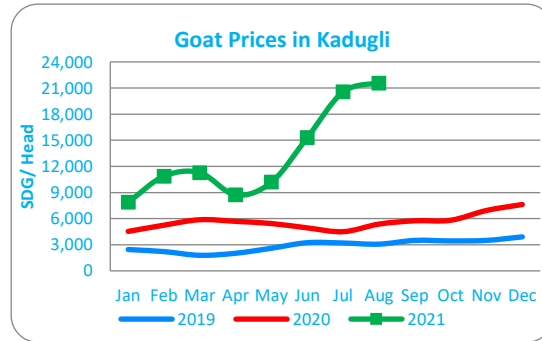
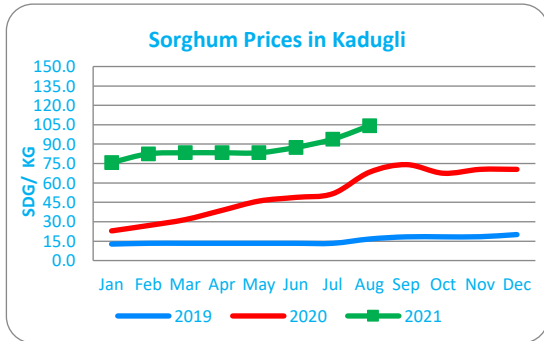
Blue Nile



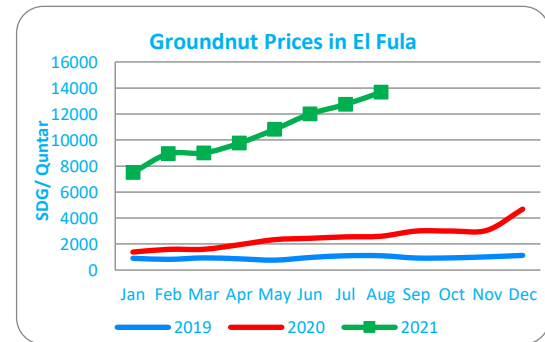
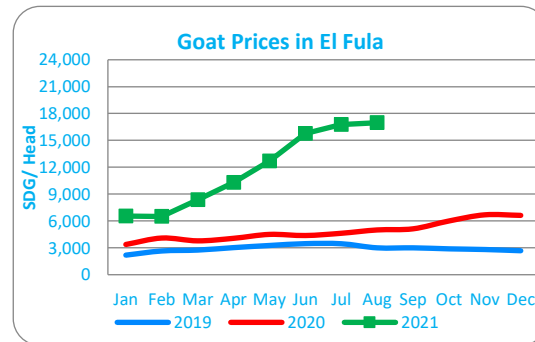
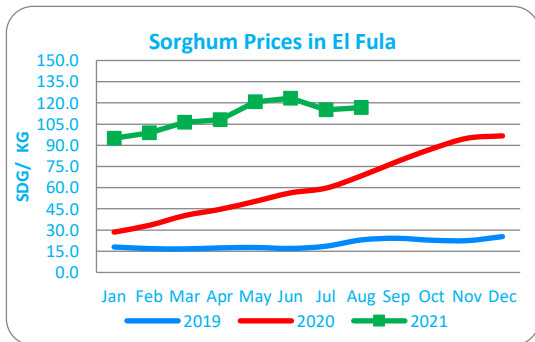
North Kordofan



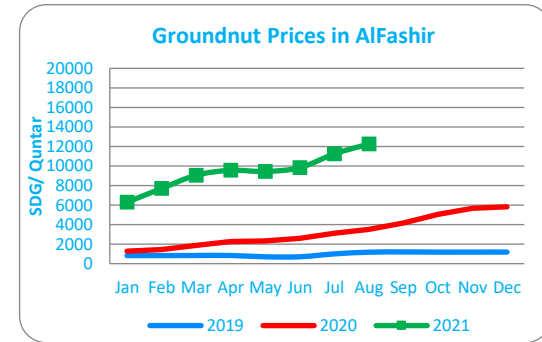
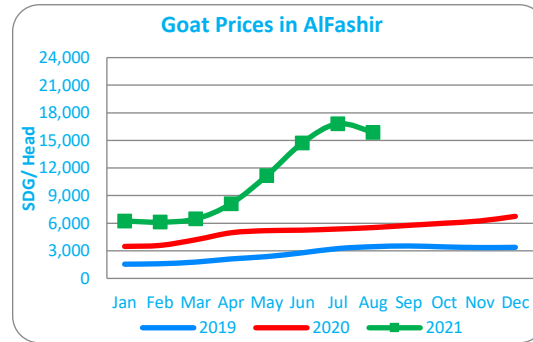
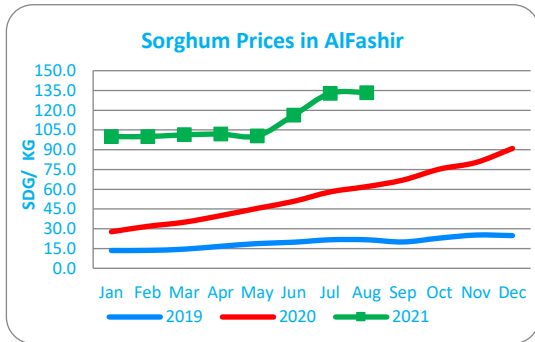
South Kordofan



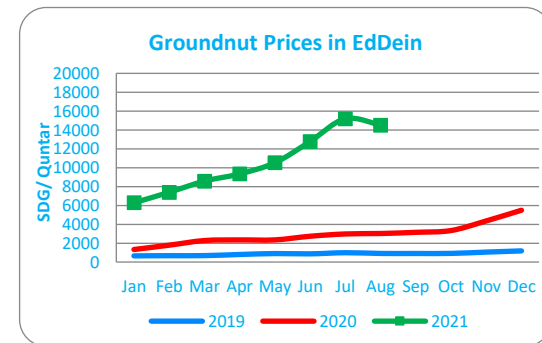
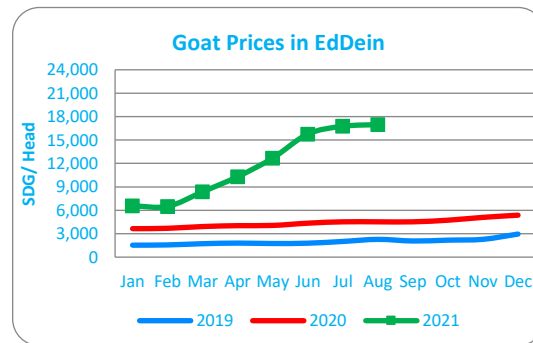
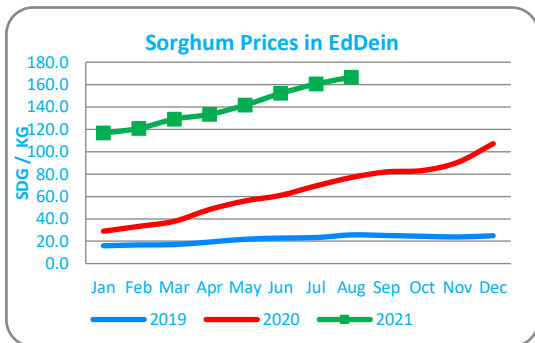
West Kordofan



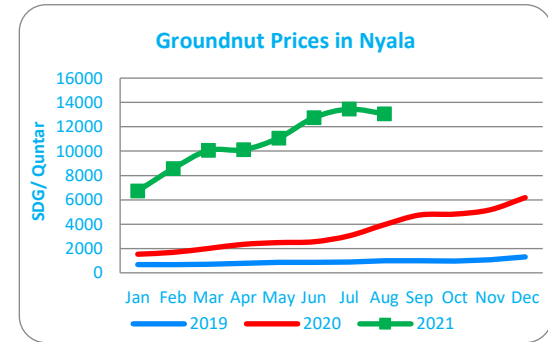
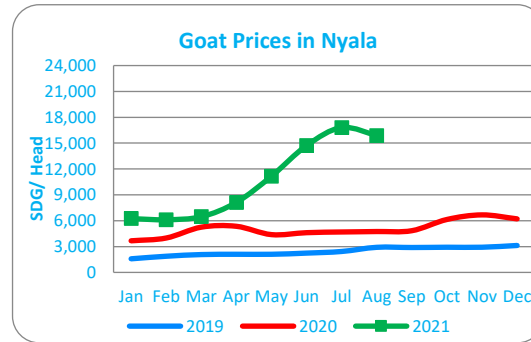
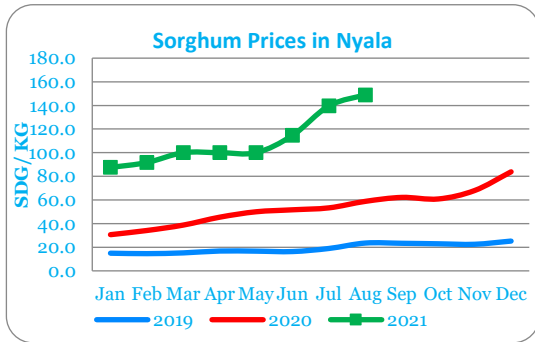
North Darfur



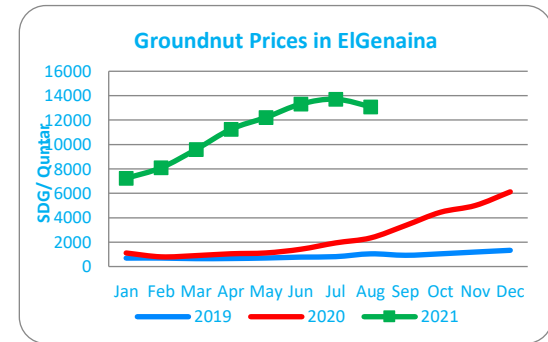
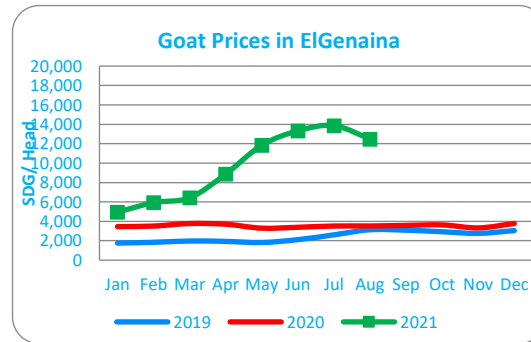
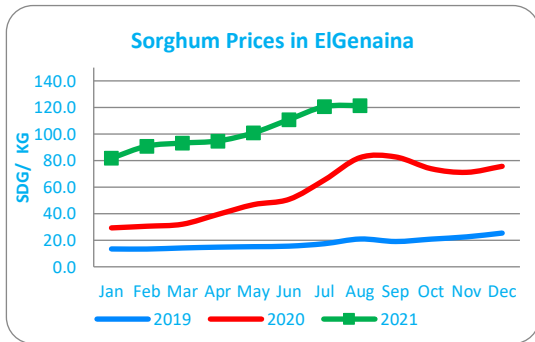
East Darfur



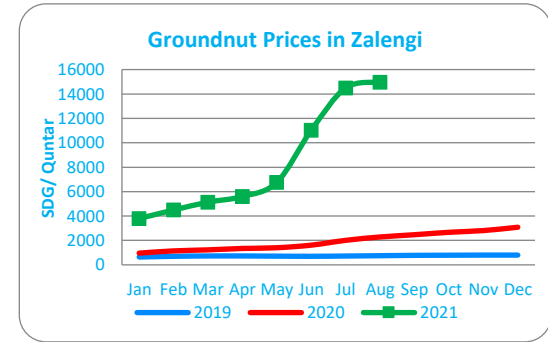
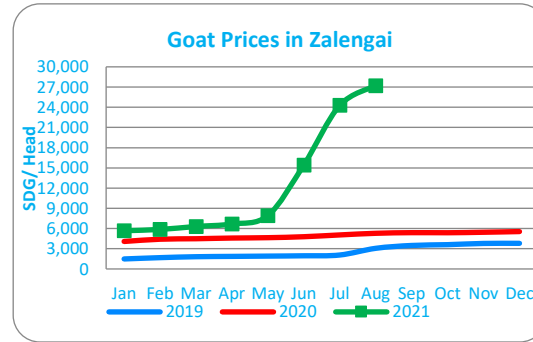
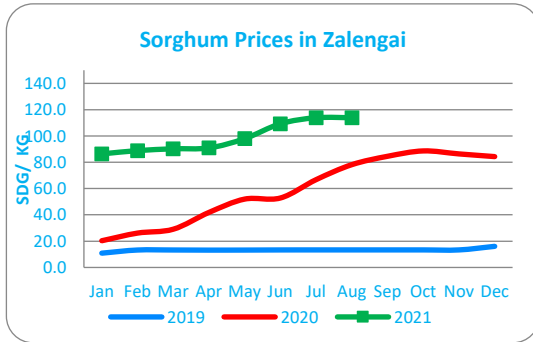
South Darfur



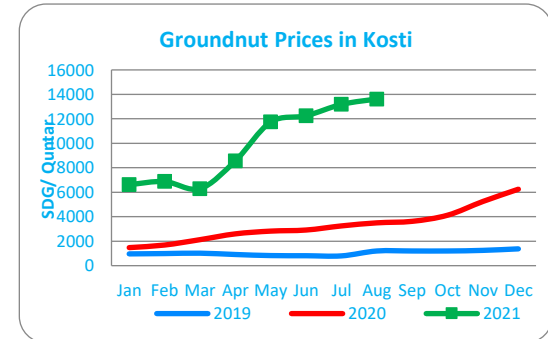
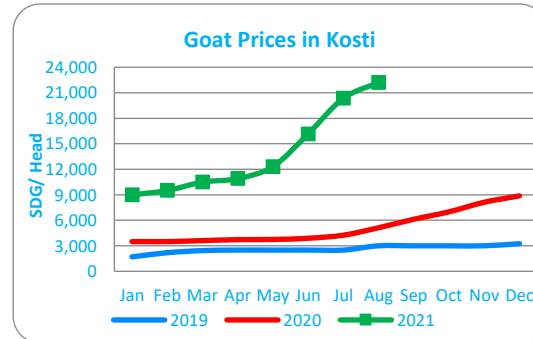
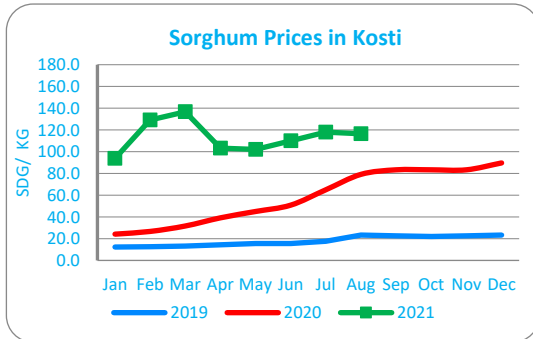
West Darfur



Central Darfur



White Nile



National Averages

