

# Afghanistan

## Countrywide Weekly Market Price Bulletin



**vam**  
food security analysis

Issue 79 (Covering second week of November 2021)

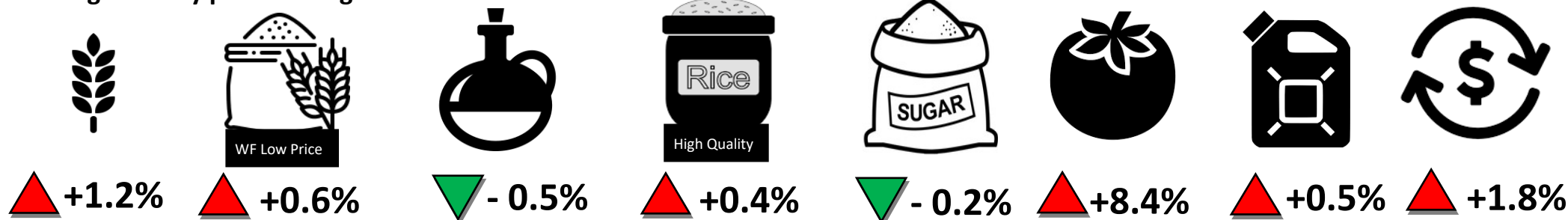
15 November 2021


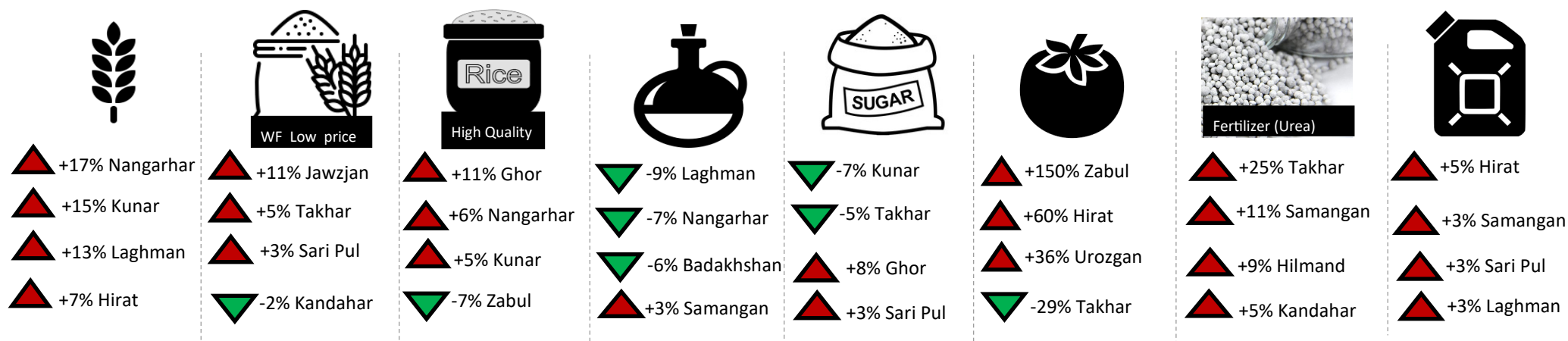
### Highlights

- In the second week of November 2021, the prices of the food items were significantly higher than the last week of June ( before the recent conflicts and political change).
- The price of most food items negligibly changed compared to the previous week. Mainly due to changes in supply, less availability of wheat in Eastern provinces market, exchange rate fluctuations and reopen of Pakistan border (Spin Boldak).
- Both ToTs slightly deteriorated by 0.9% as a result of increase wheat price.
- The price of fertilizer DAP and UREA continued to increase by 0.4% and 1.9% respectively due to high demand and decreased import.
- Increase in the exchange rate pushed the price of imported items and hitting 92.6 AFN per USD.

Main Food Commodities/Food Access indicators	Price/rate & Changes (%)			
	2nd Week of November 2021	Compared to last week of June 2021	Compared to the 1st week of November 2021	
WHEAT (Kg)	37.6	25.8% ▲	1.2%	▶
WHEAT FLOUR - High price (Kg)	44.1	31.1% ▲	0.2%	▶
WHEAT FLOUR - Low price (Kg)	40.4	32.1% ▲	0.6%	▶
RICE HIGH QAULITY (Kg)	93.2	4.8% ▶	0.4%	▶
RICE LOW QAULITY (Kg)	52.5	5.0% ▶	-0.1%	▶
COOKING OIL (Kg)	168.1	25.2% ▲	-0.5%	▶
PULSES (Kg)	99.5	6.7% ▶	-0.3%	▶
SALT (Kg)	14.2	6.1% ▶	1.0%	▶
SUGAR (Kg)	60.4	19.3% ▲	-0.2%	▶
DIESEL (LITER)	70.8	34.0% ▲	0.5%	▶
ONE YEAR ALIVE FEMALE SHEEP (HEAD)	7751	1.8% ▶	0.4%	▶
LABOUR UNSKILLED/DAY	282	-8.4% ▼	0.0%	▶
LABOUR SKILLED/DAY	590	-8.2% ▼	0.0%	▶
# OF DAYS WORK AVAILABLE/WEEK	1.5	-39.6% ▼	-2.0%	▶
EXCHANGE RATE	92.6	16.0% ▲	1.8%	▶
CASUAL LABOUR/WHEAT	7.6	-26.9% ▼	-0.9%	▶
PASTORALIST TOT	206.6	-19.6% ▼	-0.9%	▶

### Average weekly prices changes





### Casual Labour/Wheat ToT

Casual labour/wheat ToT declined by 0.9%. The weekly ToT remained 26.9% below the number of last week of June 2021, before recent conflicts and political changes.

This ToT declined in few provinces including Nangarhar (14%), Kunar (13%), Laghman (12%) and Hirat (6%), due to less availability of wheat and increased in the price of wheat.

ToT improved only in Jawzjan (5%), due to decrease in the price of wheat.

### Exchange rate

Exchange rate slightly increased by 1.8% and the quotation reached at 92.6 AFN per USD. The rate mainly went up in Kunduz, Baghlan, Sari Pul, Samangan, Takhar and Hirat (4%), Badakhshan, Balkh and Faryab (3%), Kabul, Ghazni, Kapisa, Logar, Panjsher, Parwan, Ghor, Jawzjan, Kandahar, Hilmand, Khost and Zabul (2%), Paktika, Paktya, Wardak, Nimroz, Urozgan and Nuristan (1%) and the remaining provinces increased less than 1%.

### Pastoralist ToT

The national average number of pastoralist ToT negligibly declined this week by 0.9%. This number is 19.6% below the number of the last week of June 2021. Increased wheat price contributed to the main driver of ToT deterioration in few provinces Nangarhar (14%), Kunar (13%), Laghman (12%) and Hirat (6%).

The improvement occurred in Ghor (22%) and Jawzjan (5%), due to increase of sheep price and decrease of wheat price respectfully.