

Afghanistan

Countrywide Weekly Market Price Bulletin



vam
food security analysis

Issue 81 (Covering Fourth week of November 2021)

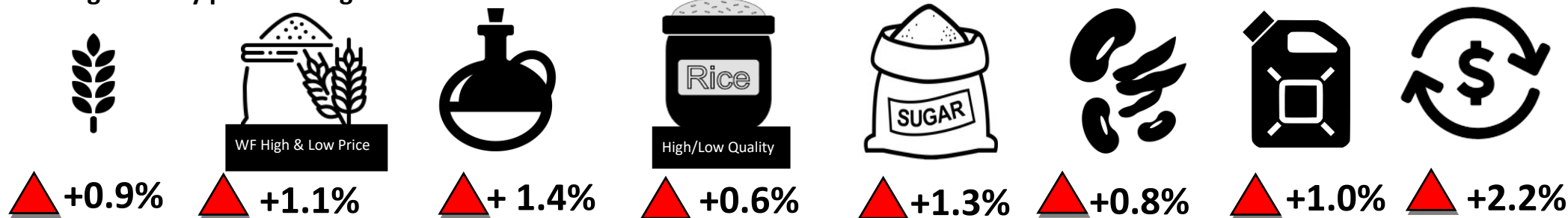
30 November 2021


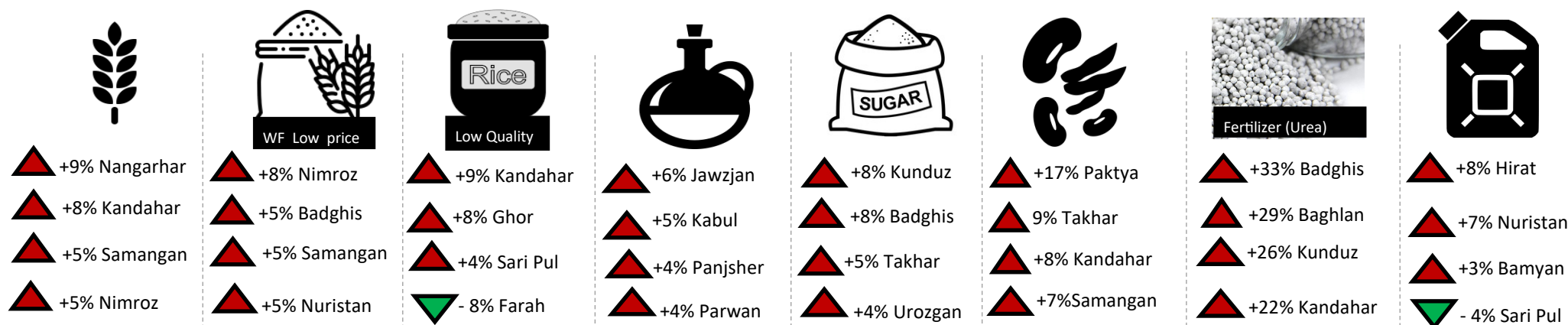
Highlights

- In the week 4 of November 2021, the prices of the food items were significantly higher than the last week of June (before the recent conflicts and political change).
- The price of most food items negligibly changed compared to the third week of November, mainly due to Afghani currency devaluation.
- Average weekly price of Cooking Oil slightly increased by 1.4%, hitting a new record high of 171.1 AFN/Kg.
- Both casual labour/wheat and pastoralist ToT slightly deteriorated by 0.8% as price of wheat went up.
- The price of fertilizer UREA and DAP continued to increase by 7.4% and 3.9% respectively due to high demand and decreased supply from source point (Iran, Pakistan and Turkmenistan) .
- Exchange rate continued to rise hitting a new record high at 95.8 AFN/USD.

Main Food Commodities/Food Access indicators	Price/rate & Changes (%)			
	4th Week of November 2021	Compared to last week of June 2021	Compared to the 3rd week of November 2021	
WHEAT (Kg)	38.6	29.3% ▲	0.9% ►	
WHEAT FLOUR - High price (Kg)	45.1	33.9% ▲	1.0% ►	
WHEAT FLOUR - Low price (Kg)	41.4	35.3% ▲	1.3% ►	
RICE HIGH QAULITY (Kg)	95.2	7.0% ▲	0.5% ►	
RICE LOW QAULITY (Kg)	53.6	7.2% ▲	0.6% ►	
COOKING OIL (Kg)	171.1	27.5% ▲	1.4% ►	
PULSES (Kg)	101.4	8.7% ▲	0.8% ►	
SALT (Kg)	57.3	7.5% ▲	0.0% ►	
SUGAR (Kg)	62.3	22.9% ▲	1.3% ►	
DIESEL (LITER)	71.8	36.0% ▲	1.0% ►	
ONE YEAR ALIVE FEMALE SHEEP (HEAD)	7775	2.1% ►	0.1% ►	
LABOUR UNSKILLED/DAY	282	-8.4% ▼	0.0% ►	
LABOUR SKILLED/DAY	585	-8.9% ▼	-0.7% ►	
# OF DAYS WORK AVAILABLE/WEEK	1.4	-40.9% ▼	2.1% ►	
EXCHANGE RATE	95.8	20.1% ▲	2.2% ►	
CASUAL LABOUR/WHEAT	7.3	-29.0% ▼	-0.8% ►	
PASTORALIST TOT	201.6	-21.5% ▼	-0.8% ►	

Average weekly prices changes





Casual Labour/Wheat ToT

Casual labour/wheat ToT negligibly declined by 0.8%. The weekly ToT remained 29.0% below the number of last week of June 2021, before recent conflicts and political changes.

This ToT declined in few provinces including Nangarhar (8%), Kandahar (7%), Nimroz and Samangan (5%), Hirat (3%) and Hilmand (1%), due to increased in the price of wheat.

ToT improved only in Takhar (1%), due to decrease in the price of wheat.

Exchange rate

Exchange rate slightly increased by 2.2% and the quotation reached at 95.8 AFN per USD. The rate mainly went up in Kapisa (4%), Bamyān, Baghlan, Kunduz, Samangan, Jawzjan, Kandahar, Daykundi, Nimroz, Zabul, Urozgan, and Farah (3%), Kabul, Ghazni, Khost, Logar, Panjsher, Parwan, Wardak, Balkh, Faryab, Sari Pul Hilmand, Badakhshan, Takhar, Hirat, Badghis, Paktika and Ghor (2%), Nuristan, Laghman, Nangarhar and Paktya (1%).

Pastoralist ToT

The national average number of pastoralist ToT declined this week by 0.8%. This number is 21.5% below the number of the last week of June 2021. Increased wheat price and decreased sheep price contributed to the main driver of ToT deterioration in few provinces including Nuristan (10%), Nangarhar (8%), Kandahar (7%), Nimroz and Samangan (5%), Hirat (3%) and Hilmand (1%). The improvement occurred in Ghor (8%), Farah (3%) and Takhar (1%), due to increase of sheep price and decrease of wheat price respectfully.