

WFP Market Monitor - Sudan

November 2021

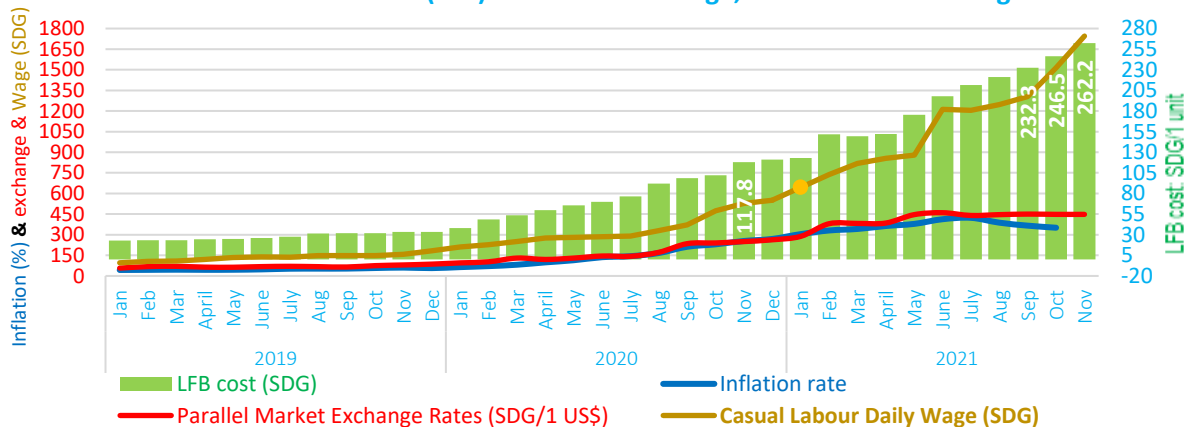
Highlights

- The national average retail price of sorghum was **SDG147.89 /kg**, which is an increase by **5.58%** compared to the previous month.
- The national average retail price of Wheat flour was **SDG582.21/kg**, which is an increase by **47.17%** compared to the previous month.
- The national average retail price of goat was **SDG19,960/head**, which is a slight increase by **1.62%** compared to the previous month.
- The national average retail price of groundnut was **SDG11,756/sack**, which is a decrease by **12.56%** compared to the previous month.
- The national average cost of WFP local food basket was **SDG262.21**, which is an increase by **6.39%** compared to the previous month.

Food Security Outlook

During November, the parallel and official foreign exchange rate was stable around SDG447 per 1 US\$. The inflation rate showed a decrease in October 2021 (**350.84%**) compared to **365.82%** in September 2021, while the monthly percentage change in **CPI** was **+4.29%** compared to **15.55%** in the previous month, which shown slight an increase in the prices of commodities and services. As the result, the average cost of WFP local food basket (**LFB**) increased to **SDG262.21** in November compared to **SDG246.45** in October 2021. On the other hand, there was increase in the average casual labor wage-daily rate (**SDG1,745**), which is a significant increased by **15.2 percent** compared to October 2021 while it was higher by **230 percent** compared the same period of previous year. The sustained food insecurity and economic crisis may continue even after the main summer harvest season in November 2021 to February 2022, as complete lifting of fuel subsidy, free exchange policy pushed the production cost more than four times compared to the previous season. The prices of crops and foods are expected to maintain its increasing trends during the next year.

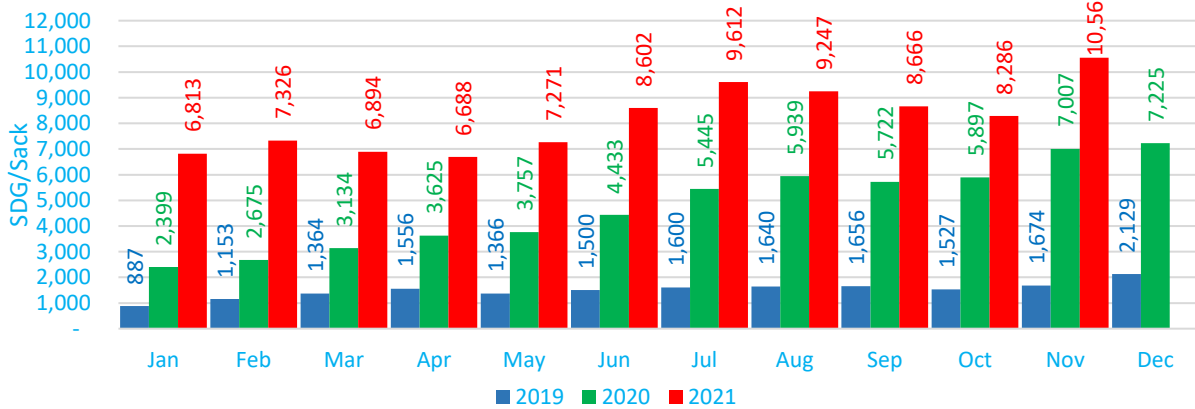
Local Food Basket Cost (LFB) versus Labour wage, Inflation and Exchange Rates



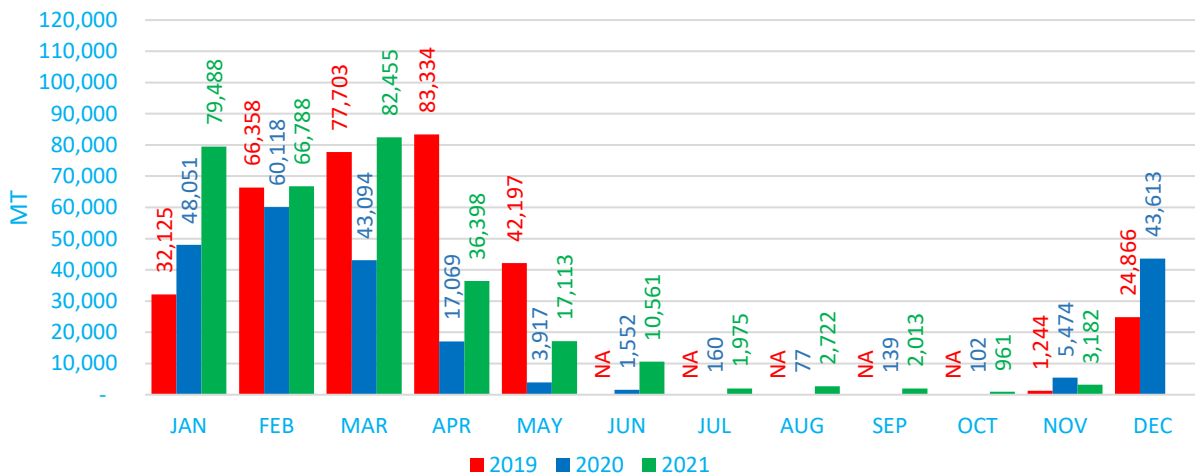
Prices of Basic Food Items and WFP Local Food Basket Cost

Commodity	Unit of Measurement	Current	Previous month		1 year before	
		SDG	SDG	% Change	SDG	% Change
Sorghum	KG	147.89	140.07	↑ 5.58%	80.6	↑ 83%
Wheat flour	KG	582.21	395.6	↑ 47.17%	151	↑ 286%
Goat	Head	19,960	19,641	↑ 1.62%	6,329	↑ 215%
Groundnut	Sack (45 KG)	11,756	13,444	↓ -12.56%	4,238	↑ 177%
Local Food Basket	Unit	262.21	246.45	↑ 6.39%	117.82	↑ 123%

Sorghum Prices and Supplies in Al Gadarif Auction Market



During November 2021, the average price of sorghum in El-Gadarif Auction market was **SDG10,563/90Kg sack**, which is a sharp increase (**27.0 percent**) compared to the previous month and **51 percent** higher compared to the same month of the previous year (**November 2020**). The total supply of sorghum to ElGadarif Auction Market from the last season harvest (November 2020 – November 2021) was around **MT352,744** compared to **MT205,864** for the same period of the previous season, which is higher by **71.0 percent**.



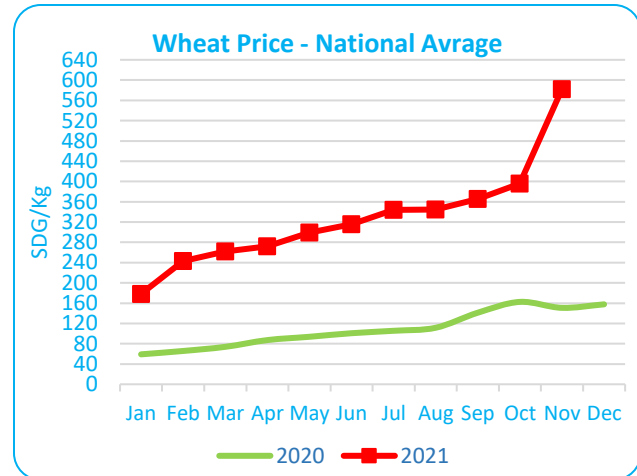
Commodities Prices in WFP Areas



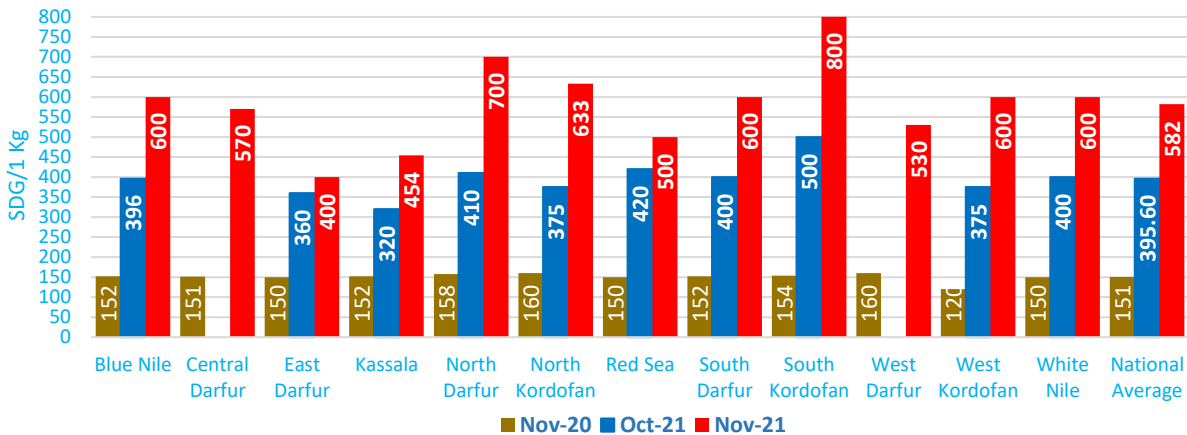
Wheat Flour

National

In November 2021, the average retail price of wheat flour was **582.21** Sudanese pound per Kg, which is an increase by **47.17 percent** compared to **October 2021**. The main driver of increase in the wheat prices during November was closer of port-Sudan port during October 2021 in addition to the high cost of transportation. The average retail price of wheat was **286 percent** higher than the same month of the previous year.



By States



In November, the wheat flour retail prices were increased in all states by **11 to 71.0 percent**, compared to the previous month. It sharply increased in North Darfur (**71.0 percent**), North Kordofan (**69.0 percent**), South Kordofan (**60.0 percent**), West Kordofan (**60.0 percent**), Blue Nile (**52.0 percent**), South Darfur (**50.0 percent**), White Nile (**50.0 percent**), Kassala (**42.0 percent**), Red Sea (**19.0 percent**) and East Darfur (**11.0 percent**).

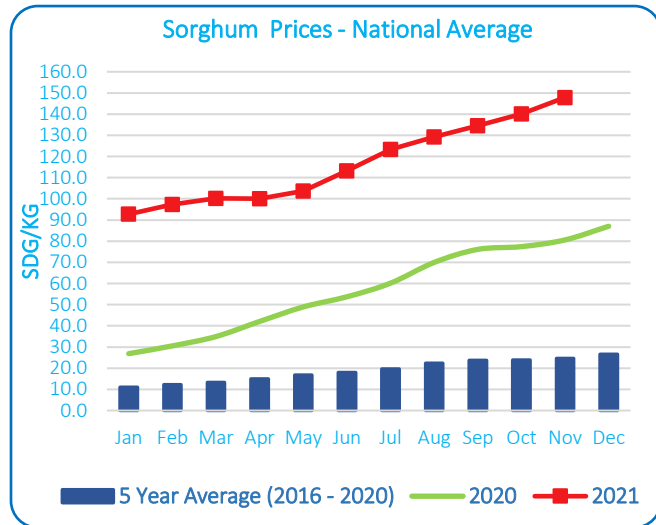
During November 2021, the highest increase in the wheat flour price was recorded in South Kordofan (**419 percent**) while the lowest increase was recorded in East Darfur (**167 percent**) compared to the November 2020.



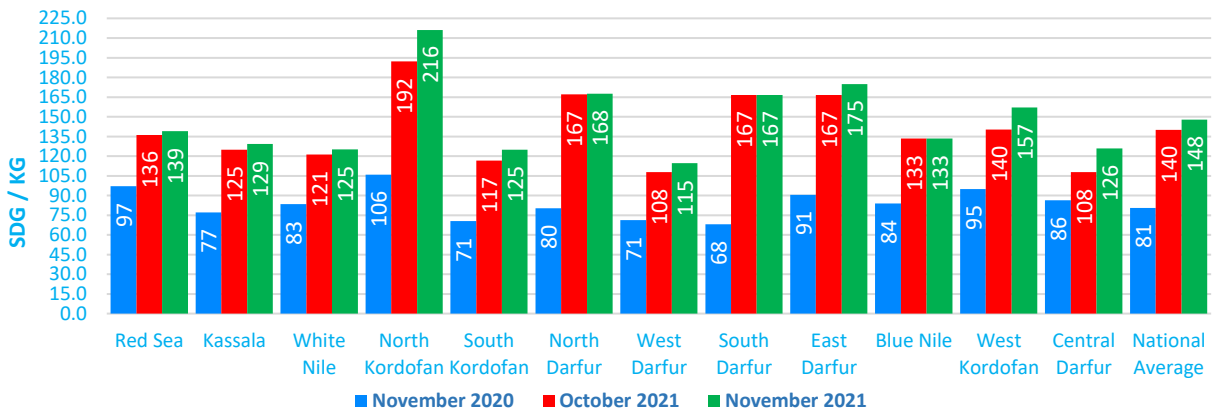
Sorghum

National

The average retail price of sorghum reached **147.89 SDG/Kg** in November 2021, which is an increase by **5.58 percent** compared to **October 2021**. This increase was due the high production cost of sorghum and increase in the transportation cost from production centers to consumption areas. Sorghum prices are expected to slightly increase during the harvesting period (December 2021 to February 2022). During November, average retail price of sorghum was higher by **83.0 percent** compared **November 2020**, while it was **500 percent** higher than the average of past five years of November.




By States



During November 2021, sorghum retail prices increased in **9** states compared to the previous month. It was significantly increased in Central Darfur (**16.9 percent**), North Kordofan (**12.5 percent**), West Kordofan (**11.9 percent**), South Kordofan (**7.1 percent**), West Darfur (**6.3 percent**), East Darfur (**5.0 percent**), Kassala (**3.3 percent**), White Nile (**3.3 percent**) and Red Sea (**2.0 percent**). It remained stable in North Darfur, South Darfur and Blue Nile states.

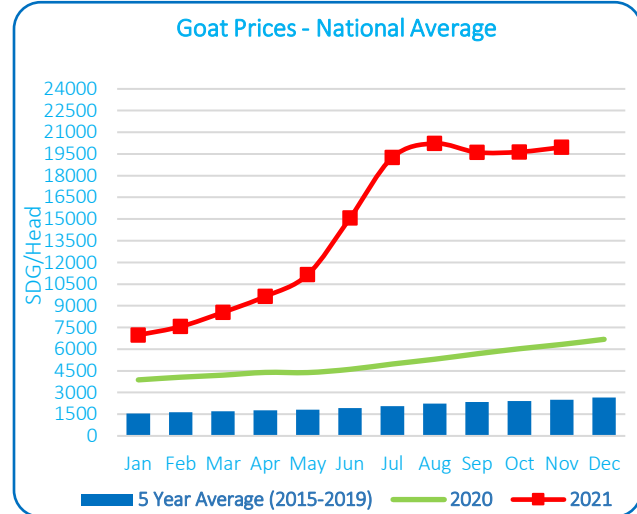
The highest increase in the retail price of sorghum compared to same period of the previous year was recorded in South Darfur (**145 percent**) while the lowest increase was in Red Sea (**43.1 percent**) (see the chart in Annex 1 on page 8). It was higher in all states by **398 to 632 percent** compared to the average price for the past five years of November.



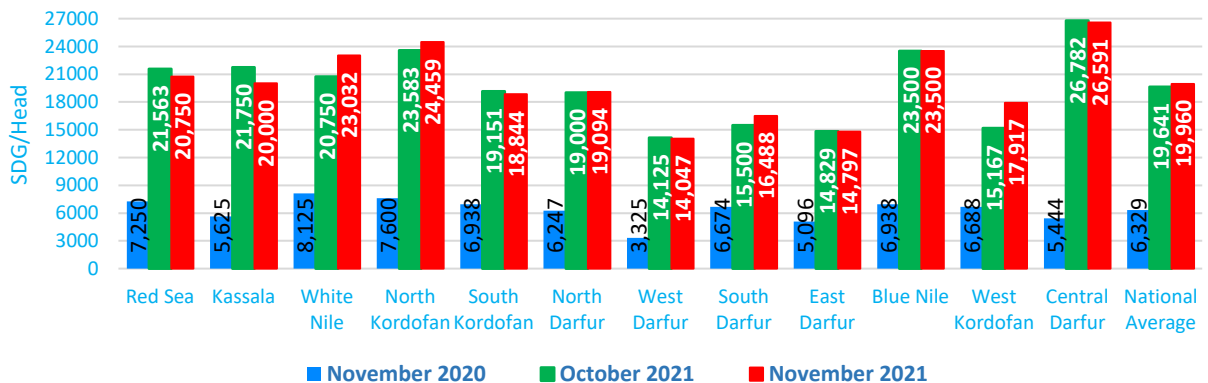
Goat

National

In November, the average retail price of goat was slightly increased to **19,960 Sudanese pound per head**, which is an increase by **1.62 percent** over the previous month. The average retail price of goat increased by **215 percent** compared to the same month of the previous year. It was higher by **700 percent** compared to the five years average of November. The low demand of meat from the internal market, due to diminishing purchasing power of majority of Sudanese population and high cost of supplementary feeding are the main drivers for stability of goat prices during the last 3 months.



By States



In November, the retail prices for goat increased in 5 out of 12 states compared to the previous month. It sharply increased in West Kordofan (**18.1 percent**) and White Nile (**11.0 percent**), while it slightly increased in South Darfur (**6.4 percent**) and North Kordofan (**3.7 percent**). It decreased in Kassala (**8.2 percent**), Red Sea (**3.7 percent**) and South Kordofan (**1.6 percent**). It was stable in North Darfur, East Darfur, West Darfur, Central Darfur and Blue Nile states.

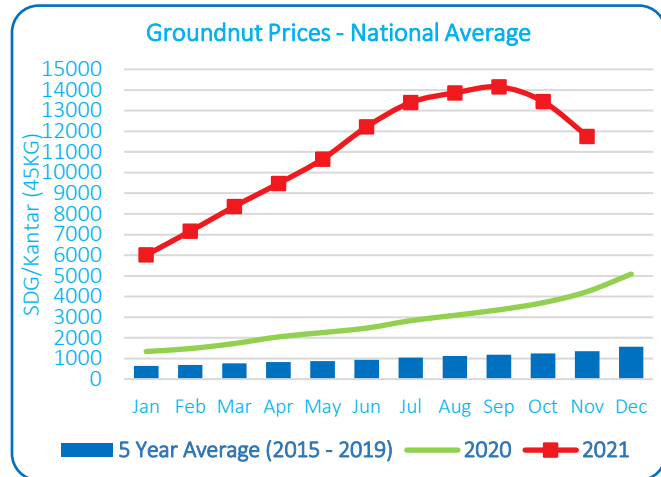
In November, the highest increase in the retail prices of goat compared to the same month of the previous season was recorded in Central Darfur (**388 percent**), while the lowest increase was recorded in South Darfur (**147 percent**). Goat prices increased by **591 to 845 percent** compared to the five years average of November.



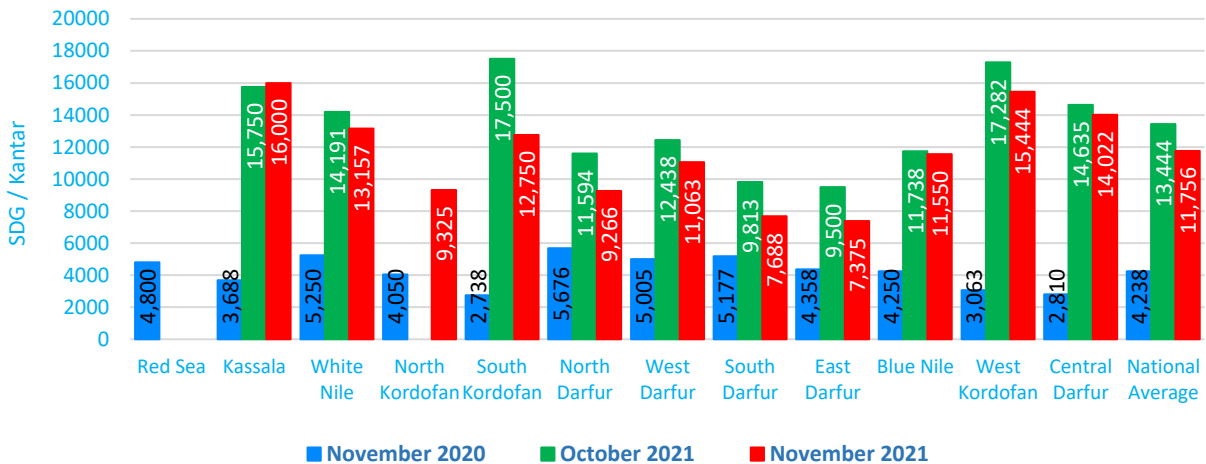
Groundnuts

National

In November, the average price of raw groundnut was **11,756 Sudanese pound per Kantar**, which is a decrease by **12.56 percent** compared to the previous month (October 2021). This decrease is attributed to an increase in supply from the ongoing harvesting of summer crop (October to December). The average retail price of raw groundnut was higher by **177 percent** compared to the same month of the previous year. The national average price was higher by **766 percent** compared to the previous five years average of November.



By States

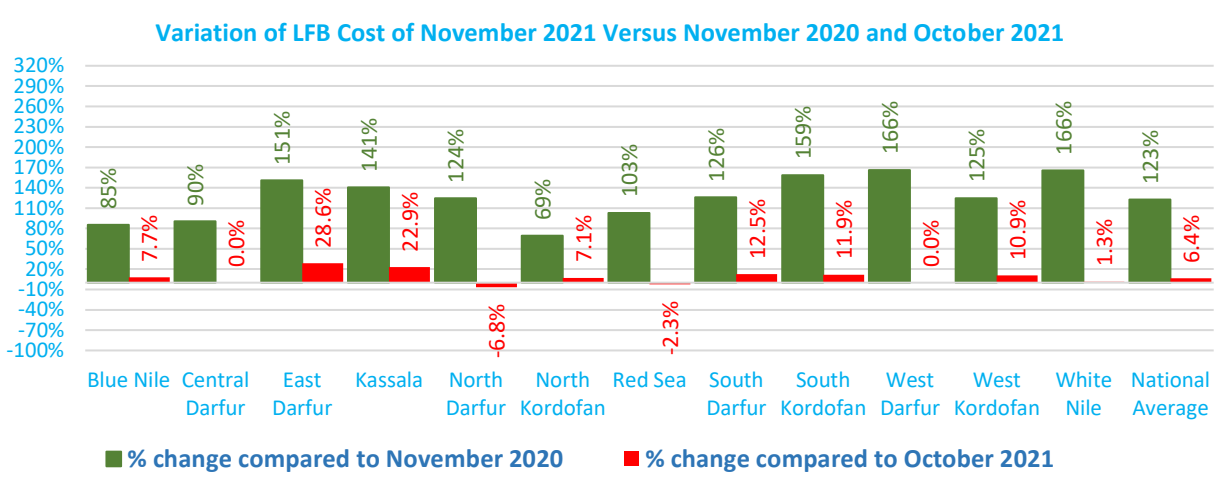
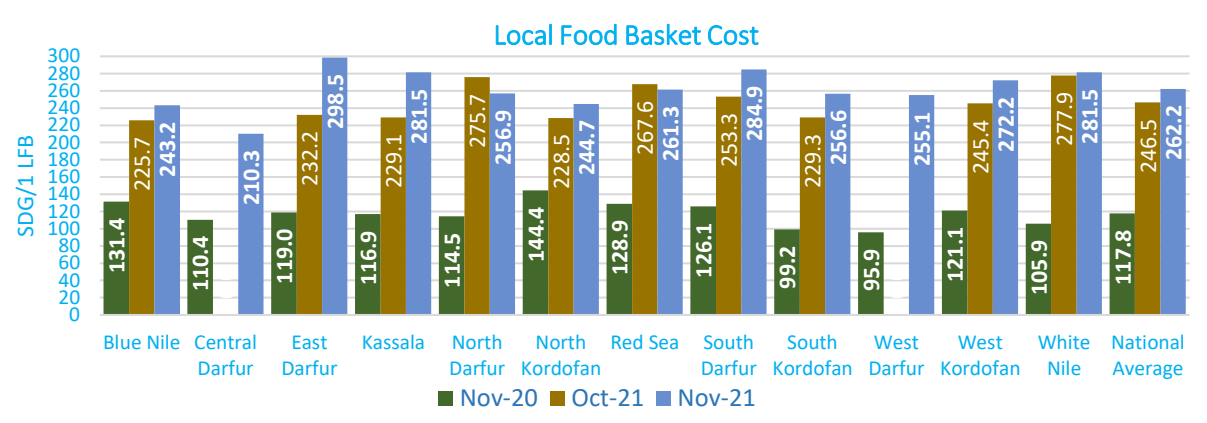
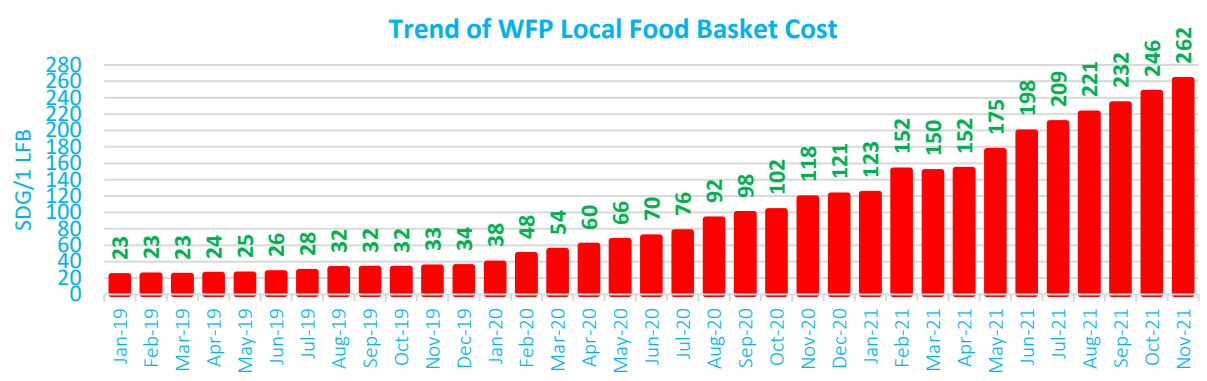


The groundnut prices were decreased in **all states** compared to the previous month, except Kassala state where it slightly increased by **1.6 percent**. It sharply decreased in South Kordofan (**27.1 percent**), East Darfur (**22.4 percent**), South Darfur (**21.7 percent**), North Darfur (**20.1 percent**), West Darfur (**11.1 percent**) and West Kordofan (**10.6 percent**); while it slightly decreased in White Nile (**7.3 percent**), Central Darfur (**4.2 percent**) and Blue Nile (**1.6 percent**).

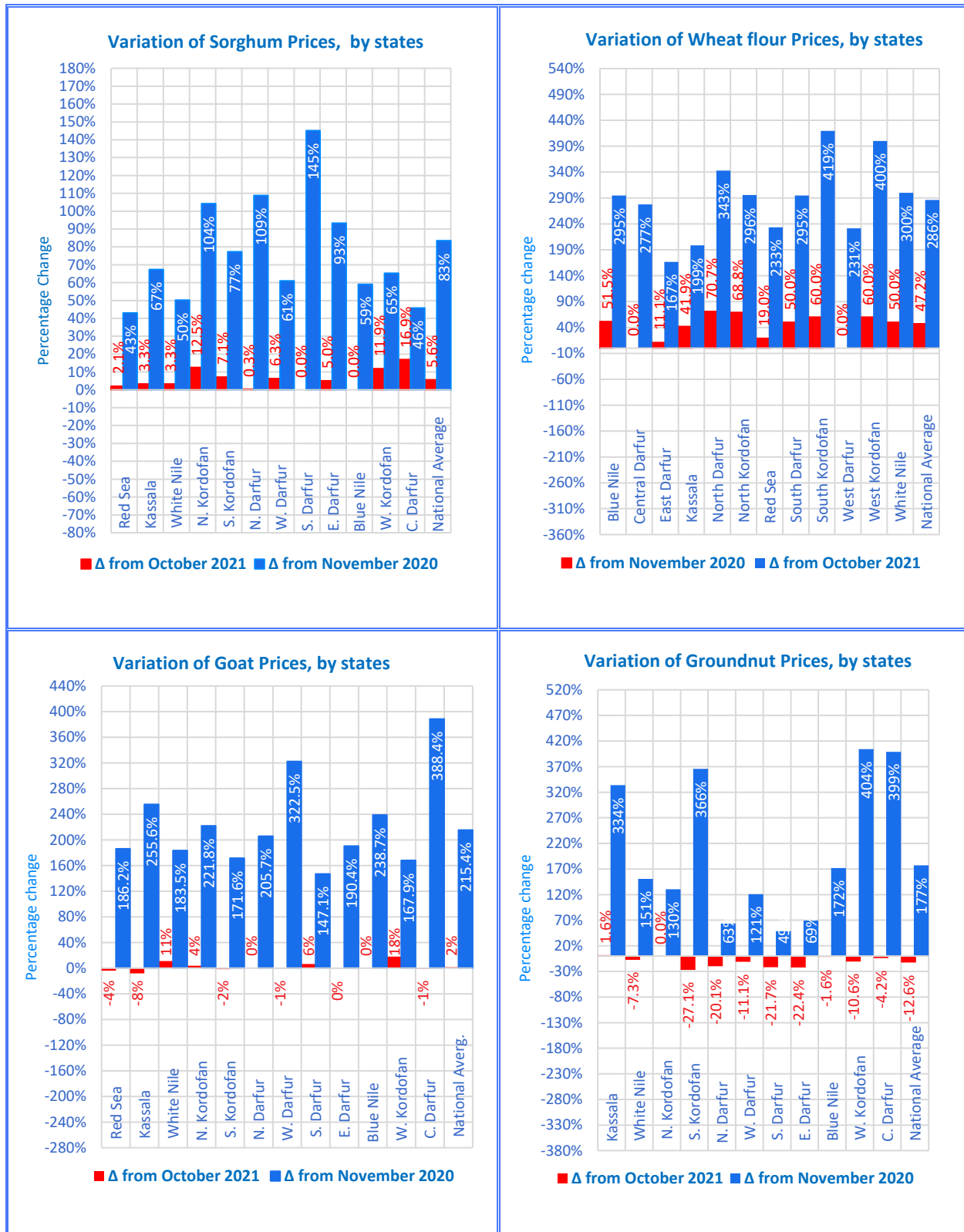
During **November 2021**, compared to the same period of previous year, the largest increase in the groundnut price was recorded in West Kordofan (**404 percent**) while the lowest was recorded in South Darfur (**49 percent**) (see the chart in Annex 1 on page 8). Groundnut prices have shown sharp increases by **405 to 1,325 percent** compared to the average prices for the past five years of November.

Cost of WFP Local Food Basket (LFB)

- In November 2021, the average cost of WFP local food basket was **262.21** Sudanese pounds which is an increased by **6.39 percent** compared to the previous month. The cost of WFP local food basket increased by **123.0 percent** compared to last year (**November 2020**).
- In Novmebr 2021, the highest cost of local food basket was recorded in East Darfur (**SDG 298.5**) followed by South Darfur (**SDG 284.9**), while the lowest cost was recorded in Central Darfur (**SDG 210.3**).






Annex 1: The Percentage Change of Sorghum, Wheat, Goat and Groundnut Prices Compared to the October 2021 & November 2020

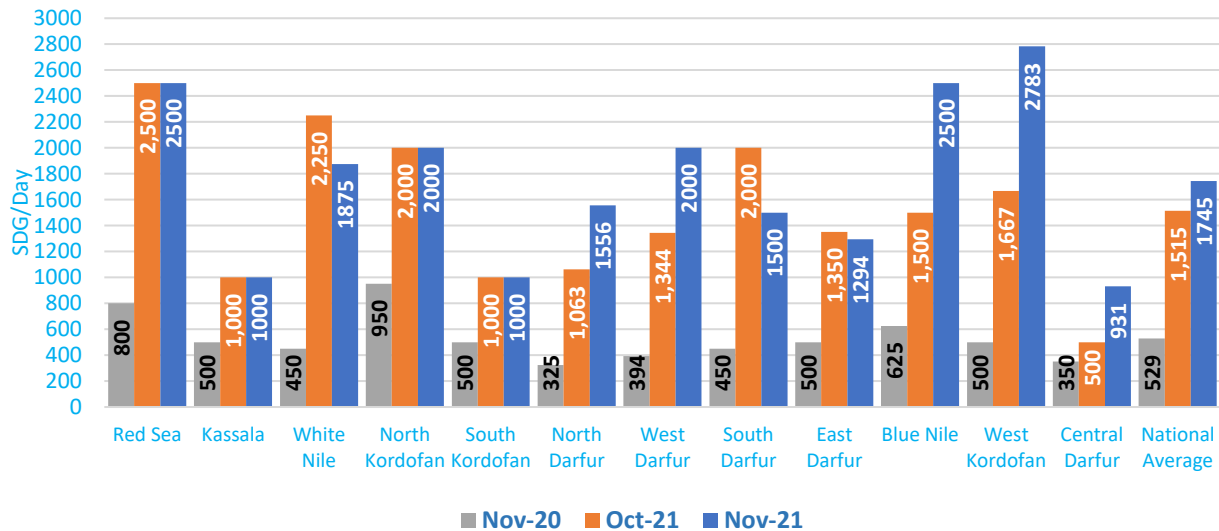


Annex 2: Change in the retail prices of the cash-based transfer (CBT) food Items:

Commodity	Unit	Nov-21	Oct-21	Nov-20	Change of retail price compare to previous month	Change of retail prices compare to same month - last year
Sorghum	SDG/Kg	154.00	144.6	87.03	↑ 6.5%	↑ 77%
Onion	SDG/Kg	487.83	316.6	129.67	↑ 54.1%	↑ 276%
Vegetable Oil (groundnut)	SDG/litre	1,212.67	1287.6	451.92	↓ -5.8%	↑ 168%
Cow Meat	SDG/Kg	1,833.33	1952.7	605.58	↓ -6.1%	↑ 203%
Goat_Sheep Meat	SDG/Kg	2,325.00	2386.7	815.50	↓ -2.6%	↑ 185%
Powder Milk	SDG/Kg	2,562.17	2439.9	1,434.25	↑ 5.0%	↑ 79%
Dry Tomatoes	SDG/Kg	1,341.75	1270.9	478.00	↑ 5.6%	↑ 181%
Sugar	SDG/Kg	495.33	472.4	149.08	↑ 4.9%	↑ 232%
Pulses - Fabi bean	SDG/Kg	1,368.67	1337	248.67	↑ 2.4%	↑ 450%
Iodized salt	SDG/Kg	610.00	356.4	88.58	↑ 71.2%	↑ 589%
Wheat Flour	SDG/Kg	582.25	395.6	150.75	↑ 47.2%	↑ 286%

 Increase if % > +2
 Stable if % between -2 and +2
 Decrease if % < -2

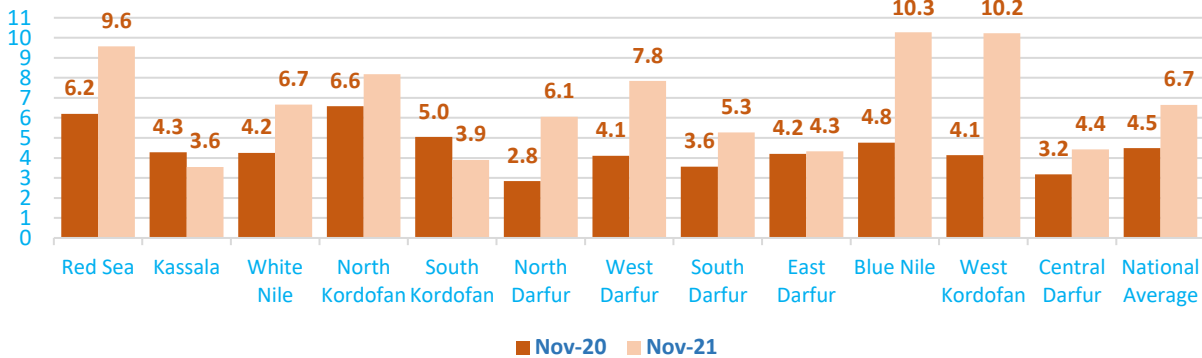
Annex 3: Casual Labor Wage - Daily Rate (SDG/Day)



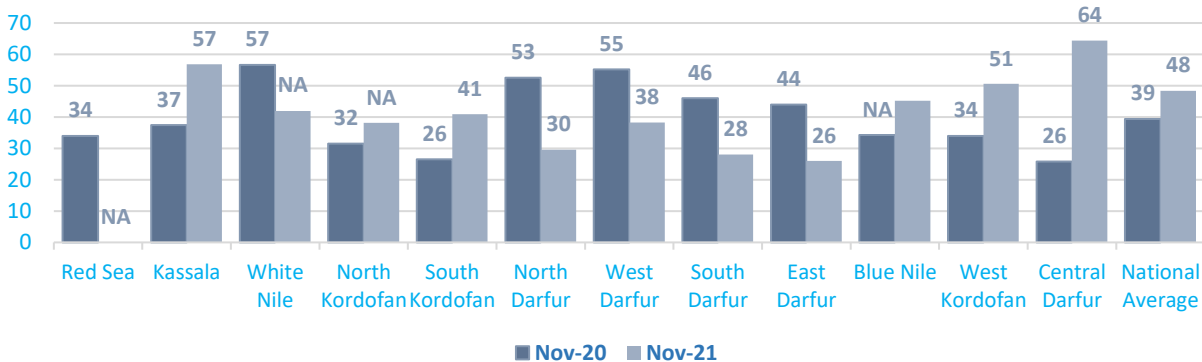
Annex 4: Terms of Trade

There were an improvement in the Terms of trade between the WFP local food basket and casual labor wage, groundnut and goat during November 2021 compared to the same period of the previous year.

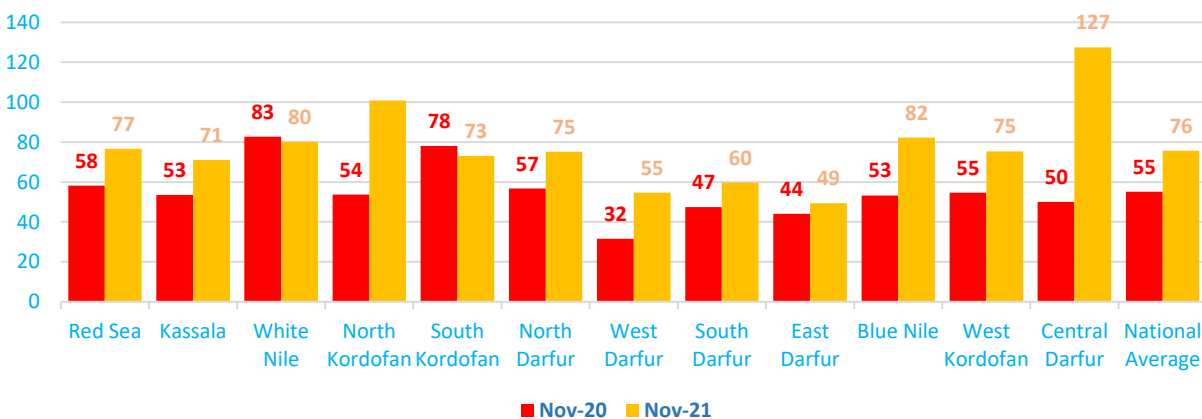
Casual Labor Wage - Daily Rate versus VAM LFB



Groundnut (1 sack of 45Kg) versus VAM LFB

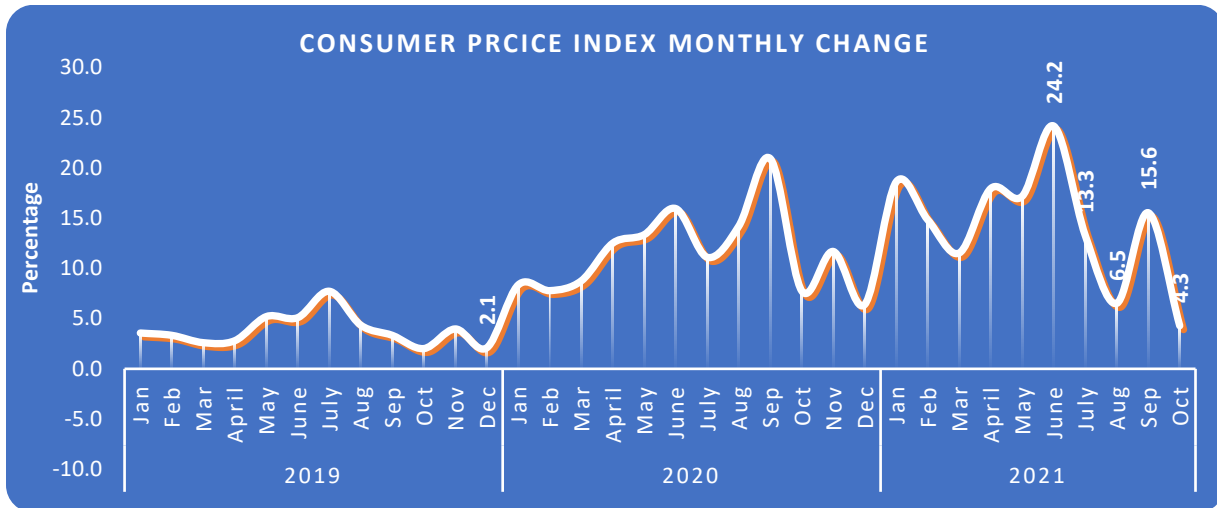


Goat (one medium size) versus VAM LFB



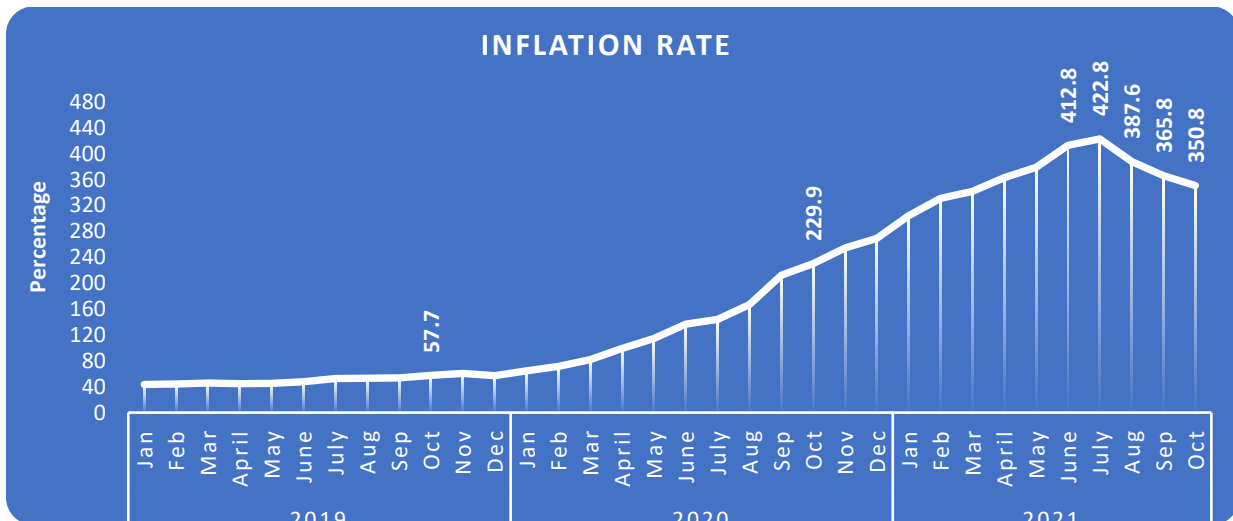
Annex 5: Sudan Inflation Rate - Consumer Price Index (CPI)¹:

(Source: SUDAN CENTRAL BUREAU OF STATISTICS)



The monthly percentage change of Consumer Price Index (CPI):

In October 2021, the amount that consumer paid for a basket of goods and services increased by 4.29 percent compared to what he paid for the same basket in September 2021.



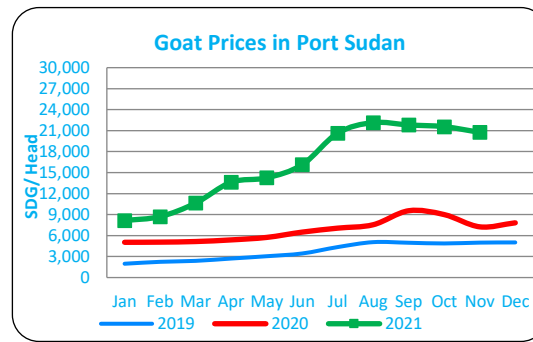
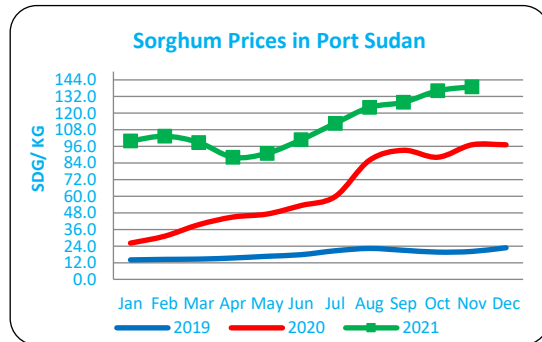
Inflation Rate:

In October 2021, the amount that consumer paid for a basket of goods and services increased by 350.8 percent compared to what he paid for the same basket in October 2020.

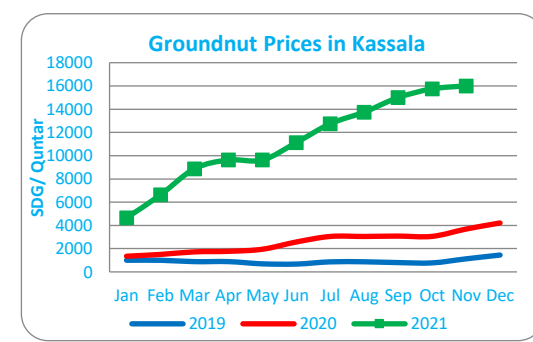
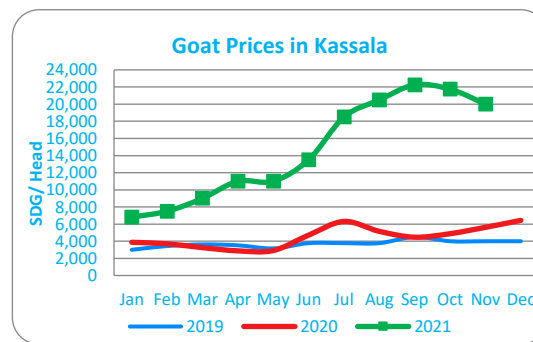
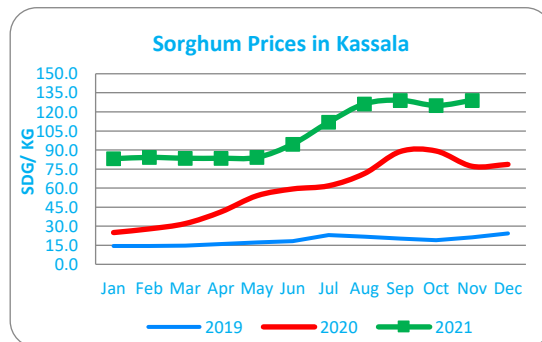
¹ *Consumer Price Index (CPI): The Consumer Price Index measures the average change in prices over time that consumers pay for a basket of goods and services.*

Annex 6: Sorghum, Goat and Groundnut Price Trends by States

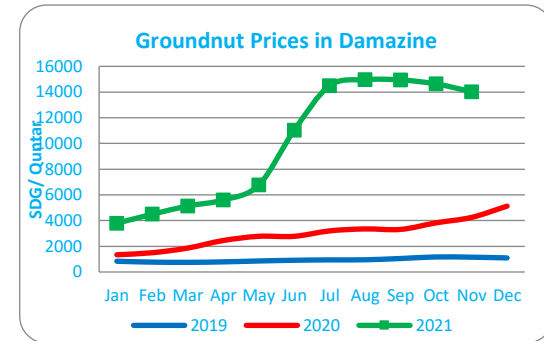
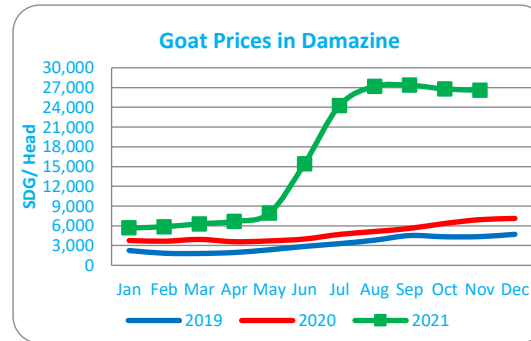
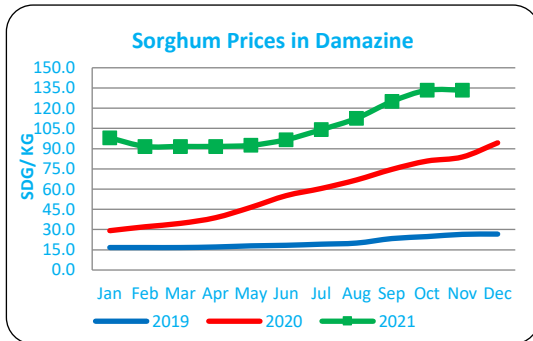
Red Sea



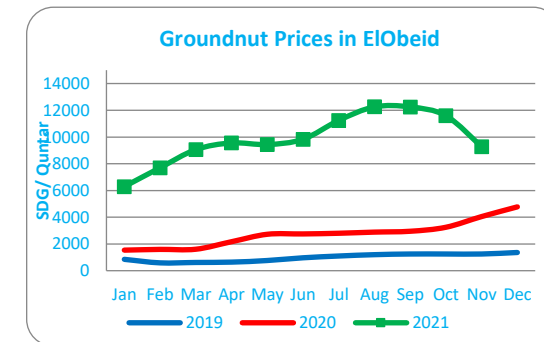
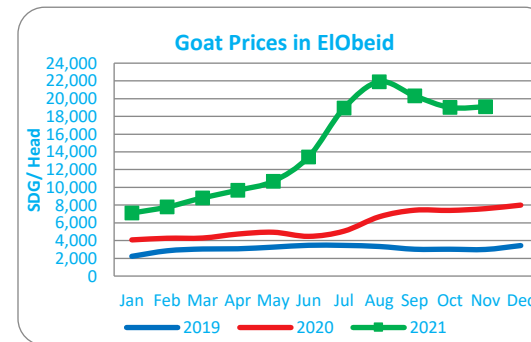
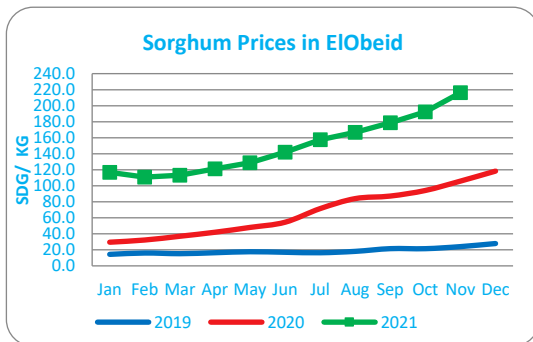
Kassala



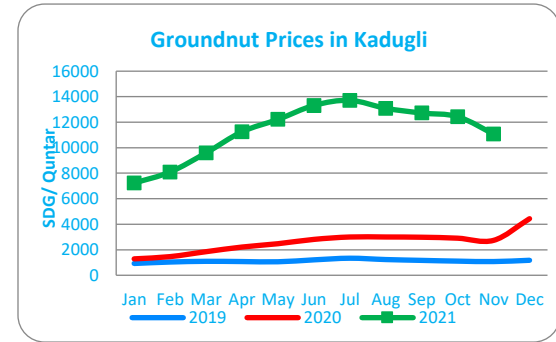
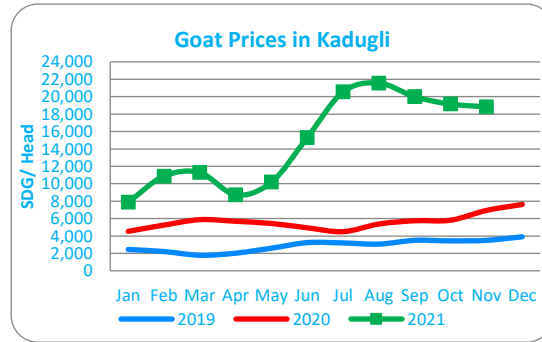
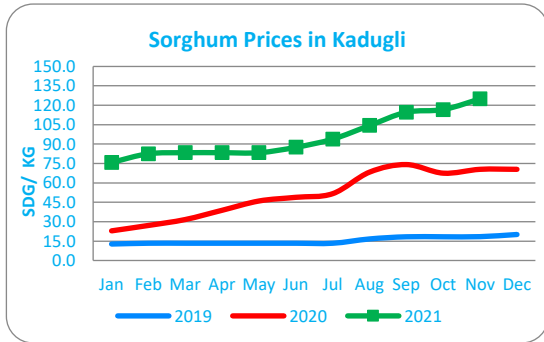
Blue Nile



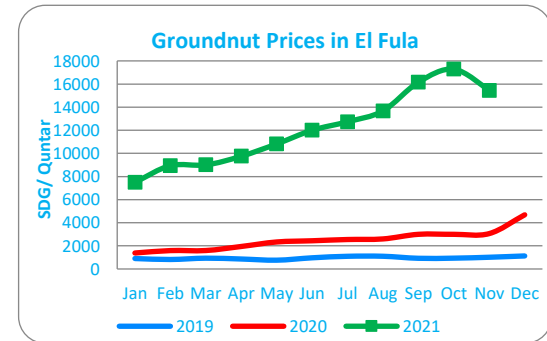
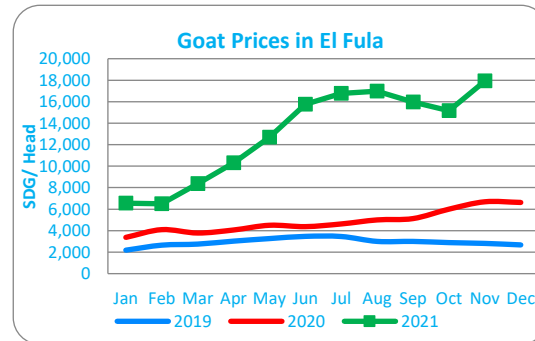
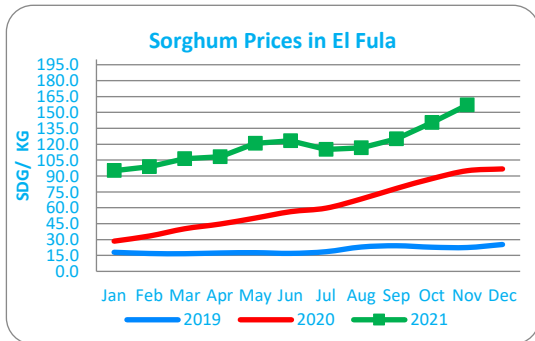
North Kordofan



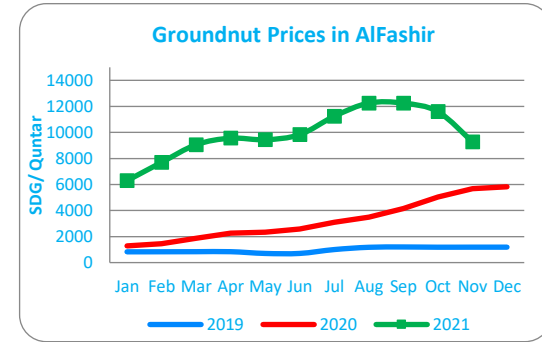
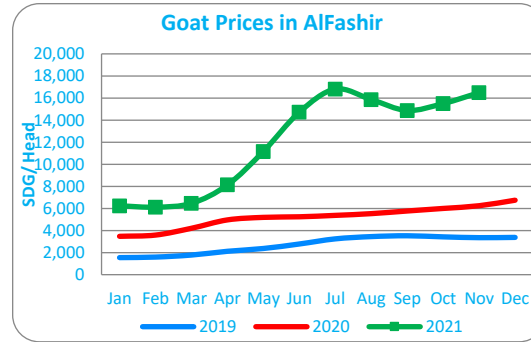
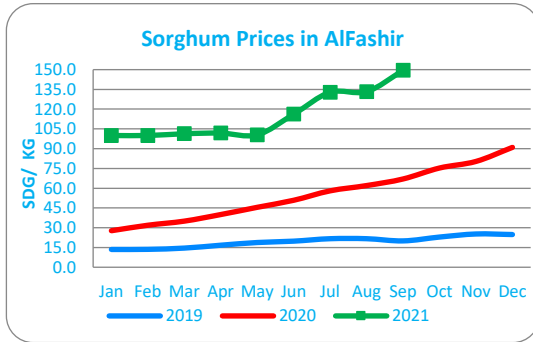
South Kordofan



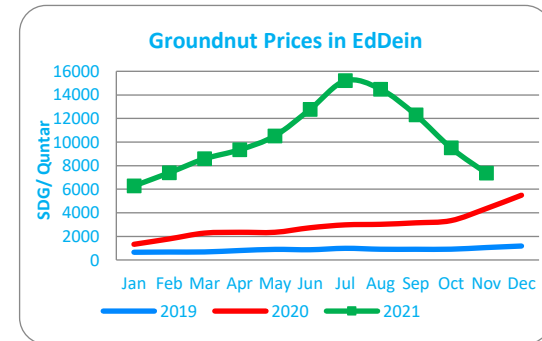
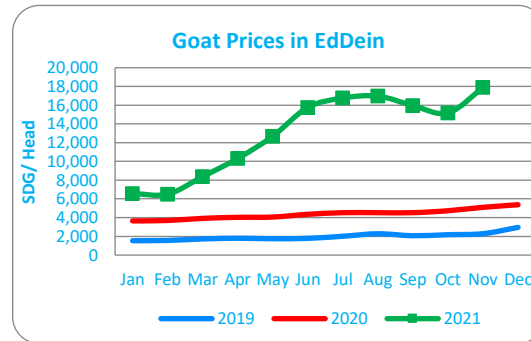
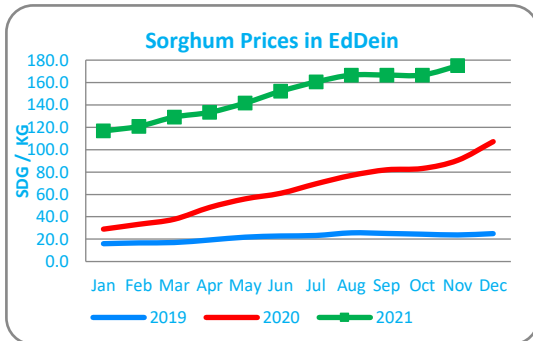
West Kordofan



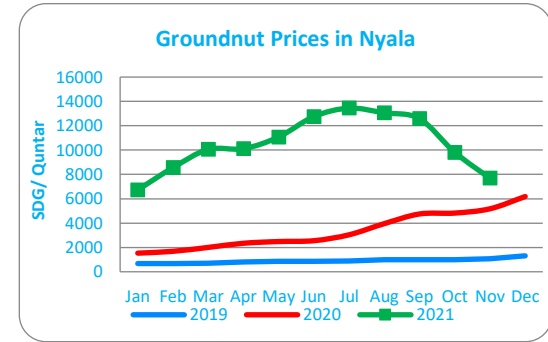
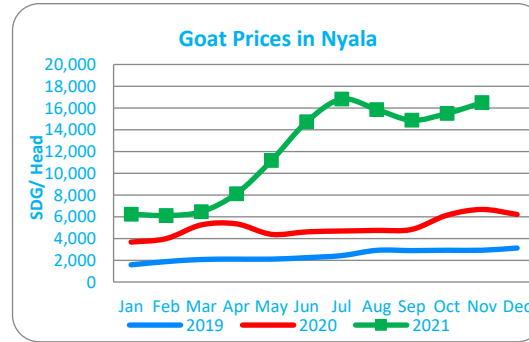
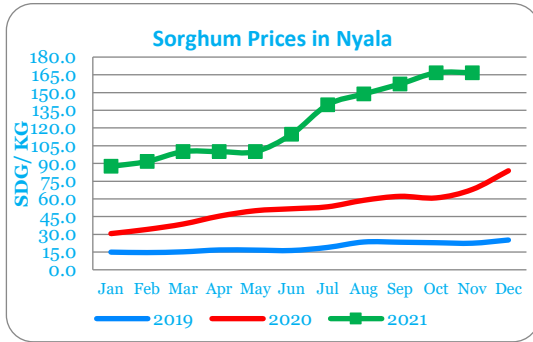
North Darfur



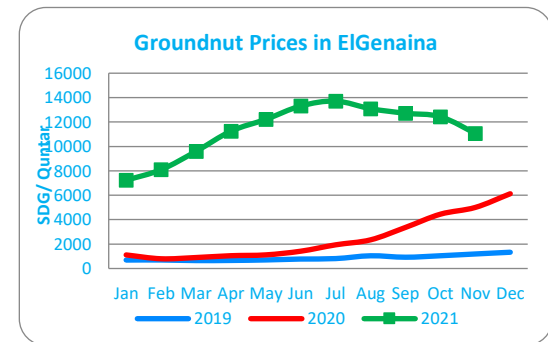
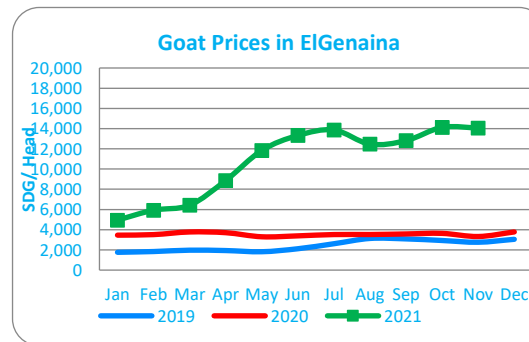
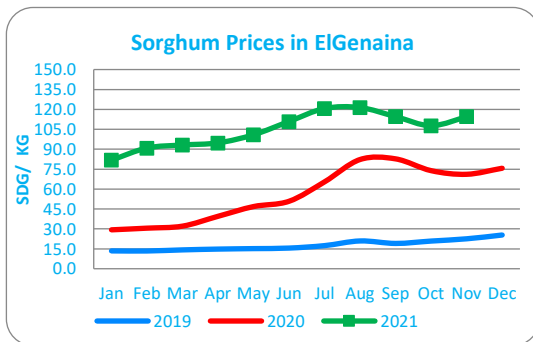
East Darfur



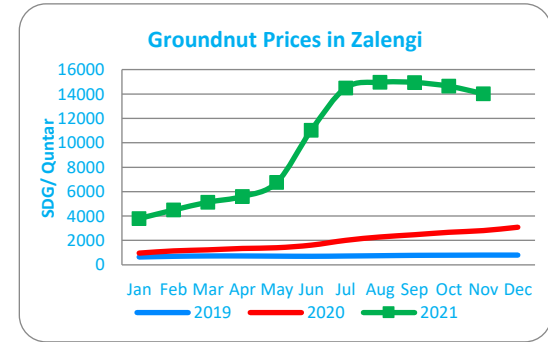
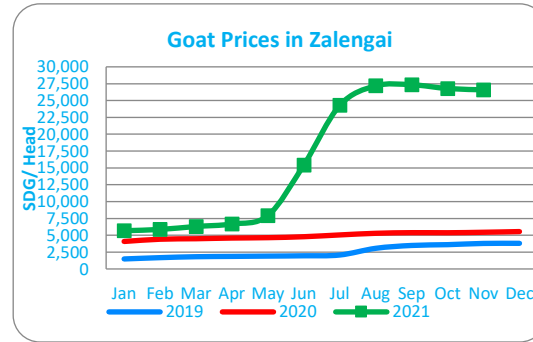
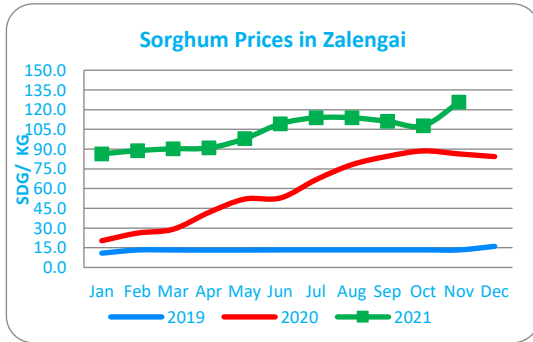
South Darfur



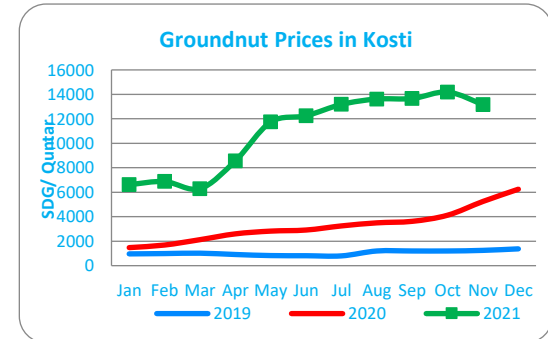
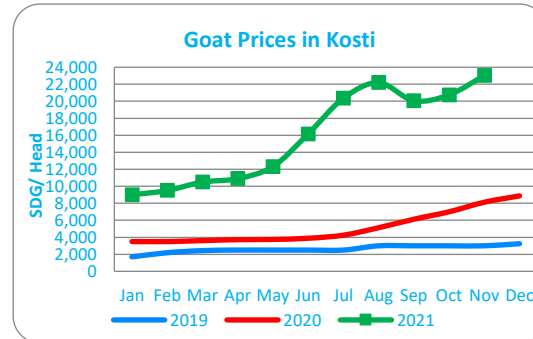
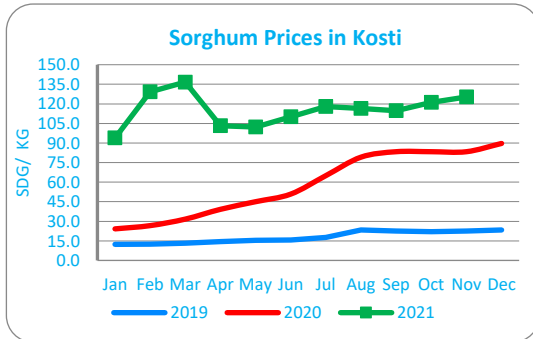
West Darfur



Central Darfur



White Nile



National Averages

