



World Food
Programme

SAVING
LIVES

CHANGING
LIVES

Bhutan

Annual Country Report 2021

Country Strategic Plan
2019 - 2023

Table of contents

Overview	3
Context and operations	5
RISK MANAGEMENT	6
Partnerships	7
CSP Financial Overview	9
Programme performance	11
STRATEGIC OUTCOME 01	11
STRATEGIC OUTCOME 02	14
Cross-cutting results	17
PROGRESS TOWARDS GENDER EQUALITY	17
PROTECTION AND ACCOUNTABILITY TO AFFECTED POPULATIONS	18
ENVIRONMENT	19
Success Story	20
Data Notes	21
Annex	22
REPORTING ON BENEFICIARY INFORMATION IN WFP'S ANNUAL COUNTRY REPORTS	22
Figures and Indicators	23
WFP CONTRIBUTION TO SDGS	23
BENEFICIARIES BY SEX AND AGE GROUP	24
BENEFICIARIES BY RESIDENCE STATUS	24
BENEFICIARIES BY PROGRAMME AREA	25
ANNUAL CASH BASED TRANSFER AND COMMODITY VOUCHER	25
STRATEGIC OUTCOME AND OUTPUT RESULTS	26
CROSS-CUTTING INDICATORS	32

Overview

In the third year of implementing its Country Strategic Plan (CSP) 2019-2023, WFP expanded its strong partnership with the Royal Government of Bhutan and adapted the CSP to address the national priorities in response to COVID-19. In 2021, WFP focused on capacity strengthening initiatives, engaging in policy dialogue and advocacy, generating evidence, and developing innovative approaches to food systems, nutrition and disaster risk management.

WFP assisted the Ministry of Agriculture and Forests, district officials, and farmers to increase agriculture production and income, while providing fresh local foods for schools and local markets. WFP supported the production of nutritious crops and improved post-harvest management and value addition. A study proposed several strategies to reduce post-harvest losses and improve marketing systems. WFP provided advice on the new renewable natural resources marketing strategy 2021, which is now the main guidance document for agricultural marketing in Bhutan. WFP continued to support the development of the real-time digital agriculture statistical, monitoring and reporting system to ensure better production planning, enhanced agriculture services, and stronger feedback and learning across the sector.

WFP supported the UN Food Systems Dialogue to develop a bold and progressive pathway document for re-structuring Bhutan's food system. This document is now the basis for revising Bhutan's agriculture strategy 2030, which WFP is also supporting. To accelerate the restructuring of Bhutan's food system, including by making it resilient and climate-smart, WFP successfully mobilised USD 13 million with the International Fund for Agricultural Development (IFAD).

Bhutan is prone to natural hazards including earthquakes, floods, glacial lake outburst floods, landslides and forest fires, and the Government is supported by a limited number of technical assistance partners. With climate change increasing the risk of multiple natural hazards in Bhutan, combined with the prolonged COVID-19 pandemic, capacity strengthening to enhance national disaster management capacities is critical.

WFP has played a pivotal role in Bhutan, as the disaster risk management (DRM) lead for the UN and development partners, to enhance national resilience to climate change and disasters. Despite challenges imposed by COVID-19 protocols, WFP supported the Government in disaster preparedness and response in the areas of governance and coordination, data, logistics, emergency telecommunication and food security. Key achievements include: the establishment of the 72-Hours Rapid Assessment Approach system to enable national response to disasters within 72-hours; the development of Bhutan's Roadmap for DRM; the training of 180 government stakeholders on disaster response and preparedness; and the improvement of district disaster management contingency plans.

Bhutan is also facing the triple burden of malnutrition with co-existence of undernutrition, micronutrient deficiencies, and overnutrition. Micronutrient deficiencies remain a major public health issue, stunting is persistent while overweight/obesity is emerging, and an increase in non-communicable diseases among the population continue to be main health burdens in the country.

In 2021, WFP continued to support the transformation of the school feeding programme into a national school nutrition programme by developing multiple resources to augment the Government's capacity in management and implementation of their programme. Capacity strengthening support was provided in food preparation and school feeding management, school feeding supply chain, food and nutrition security data collection, and food safety and quality management in the context of rice fortification, amongst others. The dietary diversity scores among boarding students receiving school meals improved significantly, exceeding the annual target of 5.5. The consumption of locally-produced perishable foods through school meals increased from 36 percent in 2019 to 64 percent in 2021. This success can be attributed to WFP's advocacy efforts, highlighting the need to increase stipend alongside interventions such as linking farmers to schools, nutrition education, food preparation training, fortification of staples and scaling-up of the PLUS school menu tool.

Despite the escalation in costs and procurement delays due to the pandemic, WFP supported infrastructure requirements including renovation, refurbishment and construction of new kitchens and stores, electric cookers and the provision of IT equipment. WFP worked with partners to advance its CSP commitments on fortification through regulatory framework development, analytical capacity strengthening, advocacy, communications and institutionalizing food safety and quality within the fortified food value chain.

WFP's efforts towards accelerating the human capital development agenda of the Government were reinforced with the initiation of a World Bank-funded Fill-the-Nutrient Gap project.

1,959

Total beneficiaries in 2021

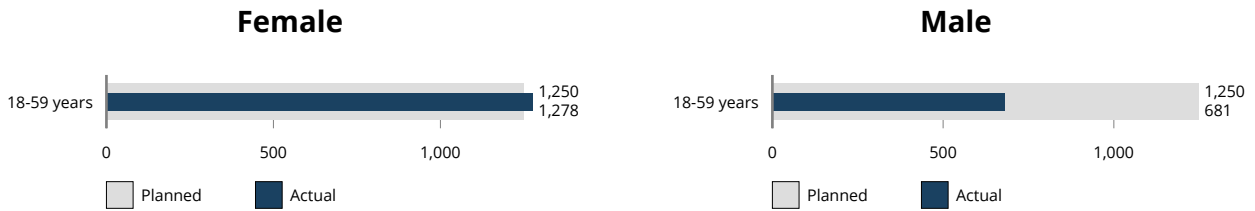


65% female

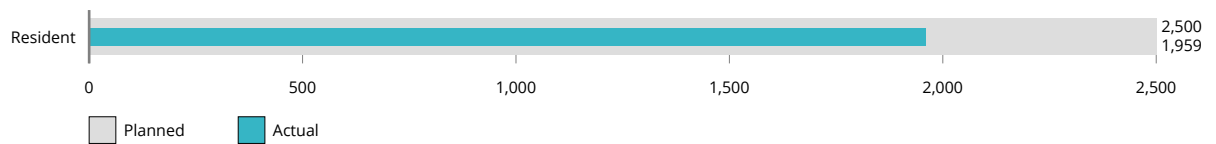


35% male

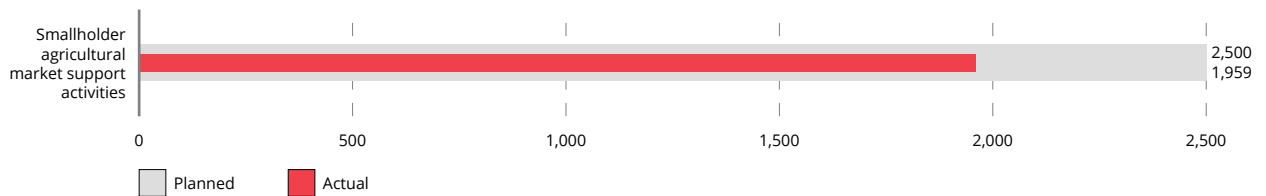
Beneficiaries by Sex and Age Group



Beneficiaries by Residence Status



Beneficiaries by Programme Area



Beneficiaries by Modality



1,959

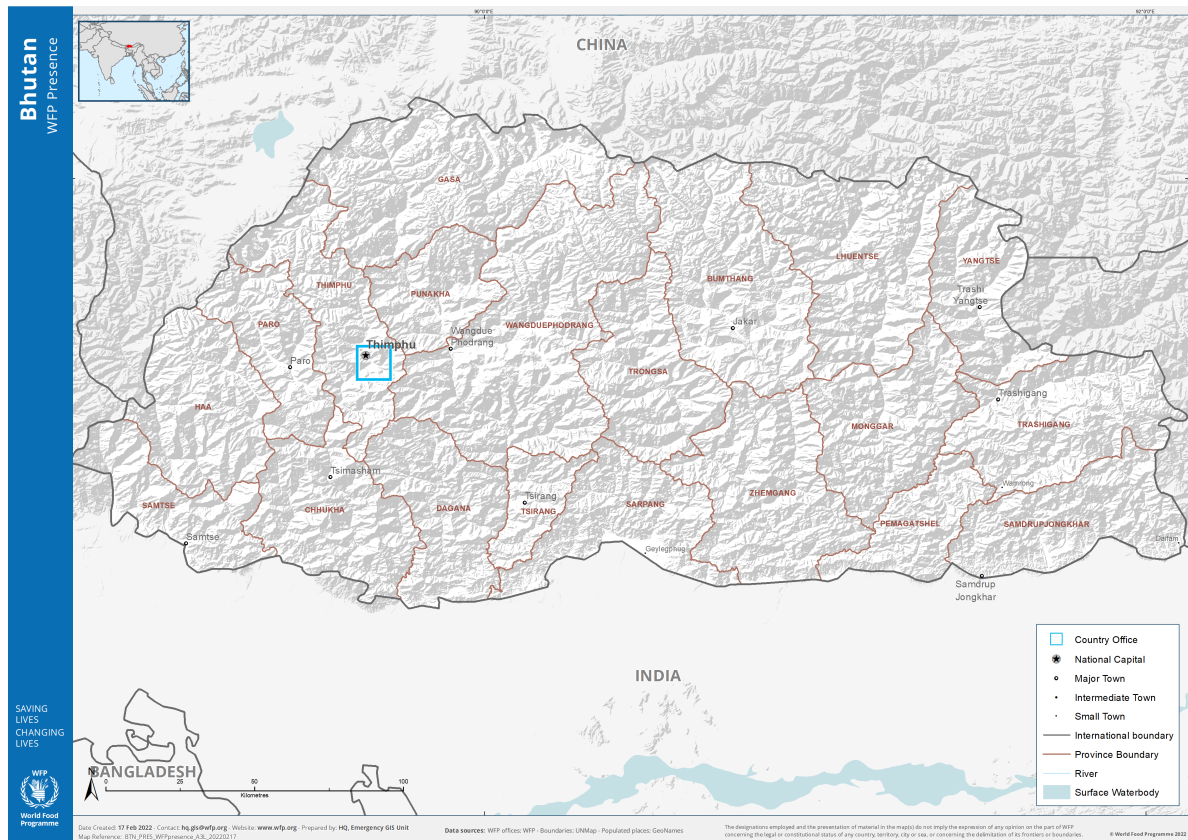
total actual Capacity Strengthening

beneficiaries in 2021

of 2,500 total planned

(1,278 Female, 681 Male)

Context and operations



Throughout 2021, COVID-19 containment measures brought major parts of the economy to a standstill. Bhutan's economy recorded a negative growth of -10.08 percent in 2020, compared to a positive growth of 5.7 percent in 2019. On the other hand, inflation, measured by Consumer Price Index was recorded at 5.6 percent in 2020, up from 2.73 percent in 2019.^[1] More than 50,000 people dependent on tourism and allied sectors were affected.^[2] Overall unemployment reached 5 percent in 2020 as compared to 2.7 percent in 2019, with youth unemployment at 22.6 percent as compared to 11.9 percent in 2019.^[3] Total expenditures increased, driven by an increase in capital expenditures (largely covered by external grants) and COVID-19 relief measures. The fiscal deficit increased to over BTN 15 billion (USD 205.7 million), 7.3 percent of GDP.^[4]

Bhutan relies on imports for over half of its food requirements. Food and nutrition security vary seasonally, compounded by remoteness, infrastructure, economic access and vulnerability to shocks. Agriculture employs half of the population but makes up only 16 percent of GDP.^[5] The onset of the pandemic has exposed critical gaps in the food supply chain, with issues in food distribution and handling, reliability of market and food prices, and management and coordination across government functionaries. It also underscored a need for better emergency preparedness and systematic value chain management protocols.

The country is experiencing the triple burden of malnutrition with co-existence of undernutrition, micronutrient deficiencies and overnutrition. Non-communicable diseases account for 69 percent of Bhutan's disease burden and 71 percent of deaths.^{[6][7]} The pandemic has affected the quality of diets, given reduced household income, higher food prices, reduced availability of fresh foods, and a tendency to opt for more processed foods. National lockdowns and prolonged school closures due to the pandemic caused disruption to the school-feeding programme, affecting the growth and development of students in their formative years.

Bhutan lies in one of the most active seismic zones in the world and remains vulnerable to other natural hazards such as landslides and forest fires, as well as climatic impacts including extreme drought and severe fluctuations in seasonal weather patterns. The need for strengthened coordination with real-time data and functional contingency structures in place came through clearly during the pandemic response, as did the need for a 24-hour emergency operations centre. It also demonstrated that priority must be given to strengthening logistics, to address storage, handling, transportation, and distribution of emergency supplies, as well as to ensure food security and safety. As such, capacity strengthening for national disaster management readiness, through better coordination, upgraded data systems, and increased awareness, remains a critical need in the country.

Against this backdrop, the Government undertook a reprioritisation exercise of the 12th Five Year Plan (FYP), leaning towards import substitution, export promotion, digital transformation as well as front-loading of some activities in the 12th FYP.

In line with the evolving needs of the Government, WFP continued to work on building livelihoods, human capital development, strengthening institutional capacities and systems across nutrition, food systems and disaster risk management. Responding to the Government's priority to support the agriculture sector as the main pillar in its economic recovery plan, WFP rolled out its strategy for climate-resilient food systems in Bhutan under Strategic Outcome 1. This was done in partnership with the World Bank, the International Fund for Agricultural Development (IFAD) and the Food and Agriculture Organisation (FAO) of the United Nations.

With the schools reopening in 2021, WFP continued to support the transition of school feeding to school feeding and nutrition programme. WFP worked with its partners to advance its CSP commitments on fortification through regulatory framework development, analytical capacity strengthening, advocacy, communications and institutionalizing food safety and quality within the fortified food value chain.

Under Strategic Outcome 2, WFP intensified its efforts to strengthen national capacities in five focus areas: governance and coordination; data preparedness; logistics; emergency telecommunications; and food security. WFP mobilized a broad coalition of government and development partners to strengthen national readiness to disasters and pandemics through enhanced forecasting and analysis of disaster impacts, development of standard operating procedures and capacities for supply chain management in emergencies, and the coordination of supply chains, emergency logistics, and telecommunications among government ministries and military actors, civil society, United Nations agencies and private sector organizations.

Mechanization, digitalization and automation were identified as key drivers for the economic recovery post COVID. While pursuing the innovation and digital transformation agenda, the issues of digital literacy and the digital divide came to the fore. With extensive field understanding of the multiple dimensions of the problem and how differential capacities could amplify the same, WFP responded with innovative tools for system strengthening within agriculture, disaster risk management and school feeding. A few examples include the roll-out of SMP PLUS to develop nutritious yet cost-effective menus for schools; development of agriculture monitoring and reporting system; 72-hours RAA; and GIS training.

A mid-term review of the CSP was carried out in 2021 and findings, in the areas of positioning and partnership, programming, resource mobilization, capacity strengthening and operational aspects, will inform the drafting of the next CSP.

Risk Management

For 2021, the major risk to activity implementation continued to be related to COVID-19. The pandemic reversed some recent development gains, leading to the Government's reprioritization of the annual work plan and the increasing fiscal deficit. WFP worked closely with the Gross National Happiness Commission to retain its activities through continuous dialogue, technical justifications and higher-level advocacy with national stakeholders.

The Pandemic also slowed WFP's programme implementation as travel restrictions, domestic quarantine requirements and limitations on the number of training participants affected the planned training targets. WFP continued its focus on other important but non-physical contact activities like strengthening the agriculture statistical, monitoring and reporting system, finalizing the PLUS menu optimizer implemented in four districts, providing support to agriculture production and marketing, exploring virtual trainings, and monitoring through NGO field officers as well as government officials reports.

Cost escalation in construction materials and labour charges hindered the timely implementation of WFP's support to school infrastructure requiring several revisions to the construction cost estimates. The estimated cost for the construction/refurbishment of school kitchens and stores had initially escalated by 30 percent or more. The bids received during tenders were much higher than the original estimated budget, while in some districts, no bids were submitted. To bring down the cost, WFP through the headquarters engineering division and the Royal Government of Bhutan's Ministry of Education revised designs to a more cost-efficient structural frame without compromising the functionality and quality of the kitchen and store. This reduced the cost by 20 percent.

Partnerships

In 2021, WFP's approach to partnerships focused on expanding and deepening engagement with national stakeholders while strengthening its donor funding outlook. WFP's response to the impact of COVID-19 pandemic provided increased opportunities to engage with partners across health, agriculture, disaster management and education sectors. WFP's efforts towards accelerating the human capital development agenda of the Government were reinforced with a World Bank-funded Fill-the-Nutrient Gap project. WFP concretized its support towards sustainable and resilient food systems by mobilizing USD 13 million jointly with IFAD.

Host Government

WFP successfully accessed additional resources, including from the Joint SDG Fund and WFP internal funds which helped to respond to disaster preparedness needs of the Government. In collaboration with the Ministry of Education (MoE), Ministry of Agriculture and Forests (MoAF) and Ministry of Health (MoH), several capacity strengthening initiatives were concluded benefitting 491 government stakeholders.

WFP deepened partnerships with the School Health and Nutrition Division (SHND), MoE, Department of Agriculture (DoA) and Department of Marketing and Cooperatives (DAMC), MoAF, and the Department of Disaster Management (DDM) to jointly mitigate the socio-economic impacts of COVID-19.

Together with the SHND, Department of Curriculum and Professional Development, UNICEF and UNFPA, WFP was able to integrate nutrition into the formal school curriculum, marking a key milestone.

Together with several Ministries, WFP carried out stakeholders' consultation towards the development of a Social and Behaviour Change (SBC) Strategy to improve the dietary habits of school aged children.

Aligning the focus to government priorities post-pandemic, WFP deepened existing partnership with the DAMC to jointly work on import substitution, agriculture value chains, supply chain and post-harvest management.

As the UN lead on disaster risk management, WFP worked in close partnership with the Government through the DDM, providing technical support in key areas. Further, WFP worked with MoAF and the DDM to establish a National Logistics Preparedness Working Group. WFP also supported DDM in initiating a National Disaster Management Coordination Committee (NDMCC) which will serve as a mechanism to promote effective DRM dialogue, cooperation and coordination.

Civil Society and Academia

WFP continued partnering with the Tarayana Foundation, a Bhutanese Civil Society Organization (CSO), through the community nutrition outreach project, in response to nutrition insecurity. The partnership focused on supporting community-based interventions to promote healthier and more nutritious diets.

As part of an ongoing supply chain assessment of the National School Feeding Programme, WFP received technical assistance from the Singapore University of Social Sciences in data analysis and validation. A second phase is now planned in additional districts in the country. WFP also facilitated a collaboration between HELP Logistics Asia (pro bono) and the Royal University of Bhutan through a bilateral partnership agreement between Gaedu College of Business Studies and HELP Logistics.

United Nations and International Financial Institutions

In the COVID-19 response, WFP actively engaged in the Socio-Economic Response Workstream with other UN agencies to complement the Government's response, co-leading on social protection and basic services (Pillar 2: Protecting People) with UNICEF and on Protecting Jobs, SMEs, and Informal Sector Workers (Pillar 3: Economic Response and Recovery) with UNDP.

WFP also built partnerships with the World Bank, IFAD, FAO, ITC and UNDP to assist government efforts at enhancing food and nutrition self-sufficiency and agriculture transformation. WFP worked closely with development partners including the World Bank, JICA, UNICEF, UNDP, WHO, and Bhutan Red Cross Society to provide technical support to the Government in DRM. WFP coordinated several meetings of the Inter-Agency Task Team (IATT) for DRM intended for overall coordination in DRM amongst the development partners.

Private Sector

With technical assistance from HELP Logistics and in collaboration with MoAF, WFP provided humanitarian supply chain and logistics management training as part of enhancing disaster preparedness.

In response to the Government's needs on solving food safety and quality issues, WFP facilitated a dialogue between Food Corporation of Bhutan Limited (FCBL) and AgNEXT, an agritech company based in India.

CSP Financial Overview

By the end of the year 2021, WFP had mobilized 72 percent of the needs-based plan for the entire CSP (2019-2023), through donor contributions and internal funding. With multi-year funds from the Korea International Cooperation Agency (KOICA) and WFP internal funds, WFP was able to make significant progress in the implementation of the CSP. However, budget constraints continued to be a challenge, especially for Activity 2 under Strategic Outcome 1 and Activity 3 under Strategic Outcome 2.

Activity 1 under Strategic Outcome 1 was well-funded by contributions received from KOICA, enabling WFP to assist the Government in its transition to a national school nutrition programme based on an integrated approach to school feeding that connects school feeding to allied sectors such as health and agriculture. Funding constraints for Activity 2 under Strategic Outcome 1 meant that WFP could not achieve the annual targets towards technical assistance on the rice fortification programme.

For Activity 3 under Strategic Outcome 2, WFP received internal funds such as the Immediate Response Account for preparedness activities (IR-PREP), Critical Corporate Initiative (CCI), and South-South Opportunity Fund. Additionally, WFP secured an additional resource outside of the Country Portfolio Budget, from the Sustainable Development Goals Fund. With these funds and through its leadership of the emergency logistics and communications sectoral working group, WFP was able to provide technical support to the Government with gender-informed and vulnerability-focused capacity strengthening relevant to its management of national emergency resources and development, enhancement and testing of national emergency response plans and coordination systems.

Annual CSP Financial Overview by Strategic Outcome

	Needs Based Plan	Implementation Plan	Available Resources	Expenditure
01: School-age children, women and vulnerable groups in Bhutan have improved nutrition in line with national targets by 2023	1,173,822.0	1,676,620.0	1,238,814.0	191,530.0
02: Government has strengthened capability to address food security and nutrition challenges and prepare for and respond to crises, including those resulting from climate change, by 2023.	226,634.0	0.0	241,524.0	24,114.0
Total Direct Operational Cost	1,400,456.0	1,676,620.0	1,480,338.0	215,644.0
Direct Support Cost (DSC)	229,112.0	186,907.0	329,076.0	160,436.0
Total Direct Costs	1,629,568.0	1,863,527.0	1,809,414.0	376,080.0
Indirect Support Cost (ISC)	105,922.0	121,129.0	70,434.0	70,434.0
Grand Total	1,735,489.0	1,984,656.0	1,879,848.0	446,513.0

Programme performance

Strategic outcome 01: School-age children, women and vulnerable groups in Bhutan have improved nutrition in line with national targets by 2023



The consumption of locally-produced perishable foods through school meals increased to **64%** in 2021 from 36% in 2019.



Mobilised **USD 13 million** with IFAD to accelerate restructuring of Bhutan's food system into a resilient and sustainable sector



1,959 farmers, of which 65 percent were female, were linked to schools



55% of targeted smallholder farmers increased their production through government support and WFP technical assistance



87 schools (14,200 students) benefitted with PLUS roll-out across 4 districts



Supported the development of the **Food Systems Summit National Pathways**

Bhutan continues to struggle from the triple burden of malnutrition, with undernutrition, overnutrition, and micronutrient deficiencies. There is an increasing trend of non-communicable diseases on account of lifestyle and dietary choices. Availability and affordability of healthy diets has been further aggravated by the COVID-19 pandemic. Under Strategic Outcome 1, WFP continued to support the transition of the national school feeding and nutrition programme while integrating improved nutrition outcomes as the main objective across interventions.

WFP addressed food and nutrition security using schools and communities to reach school-age children, women, and vulnerable groups. WFP succeeded in positioning healthy and safe diets as a national priority, and worked to increase affordability and availability of nutritious foods through farm-to-school linkages, farmer training and improved marketing of local produce. The roll-out of School Meal Planner (SMP) PLUS, nutrition education, and communication addressed demand for local, nutritious produce. WFP strengthened regulatory and compliance mechanisms, monitoring and reporting systems, and institutional capacities.

Targets for refurbishment and construction of school kitchen and stores were scaled down from 27 to 15 as costs per school increased. WFP worked to reduce cost without compromising the structural integrity and quality. Farmer-school linkages saw maximum expenditure at 90 percent benefitting 1,959 farmer members. WFP-supported farmers produced and sold almost all of their 658.6 MT fruits and vegetables worth BTN 26.4 million (USD 353,461), improving farmer income. Forty percent of the targeted value of assets and infrastructure were handed over to the Government, including electric cookers, pallets, and plastic crates. Policy advocacy and capacity strengthening activities continued, exceeding annual targets.

WFP's support benefitted school children through the national school feeding and nutrition programme. Scale-up of the SMP PLUS across 87 schools helped design nutritious yet 15 percent lower-cost school meals with 20 percent more locally sourced food items. WFP developed social media content for the Healthy DrukYul campaign as part of its Social and Behaviour Change (SBC) strategy reaching 260,000 Bhutanese during the campaign period.

Outputs

Compared to 2020, WFP's farmer-school linkage activities benefitted more than four times the planned number of farmers. This included providing high-quality seeds, sprinklers, drips, farming tools, low-cost technologies, and

knowledge on improved farm practices and post-harvest management. Capacity strengthening was provided in: the roll-out of the SMP PLUS in four districts; food preparation and school feeding management; School Feeding and Nutrition Management Handbook; supply chain assessment; SBC workshop; food safety; quality management in rice fortification; and training of farmers. WFP trained more than double the planned number of government officials on agriculture production, marketing and record keeping, monitoring and supervision. Programme coverage uniformly exceeded targets in WFP operational districts.

Pending activities under Activity 2 were concluded with funds already transferred in 2020. This included procurement of rapid food safety test kits by the Bhutan Agriculture and Food Regulatory Authority, activation of Association of Official Analytical Collaboration user licenses for National Food Testing Laboratory, development of materials on adulteration as well as food label literacy, and conclusion of the regional rice fortification workshop.

Outcomes

WFP continued to assist the Government on an integrated approach to school feeding that connects to nutrition education, strengthening supply chains, and optimized school nutrition infrastructure, among others.

Linked to the 2017 dietary assessment survey, WFP's advocacy led to an increase in the national school feeding and nutrition programme stipend. WFP successfully positioned the first 8,000 days agenda through interventions such as fortification, SBC, and farm-to-school linkages, which were prioritized in the completion of National Nutrition Strategy Action Plan (2021-2025).

WFP's support to smallholder farmers contributed to significant smallholder farmers' sales in 2021, contrasting with a difficult year in 2020 at the onset of the COVID-19 pandemic which prevented certain activities. With the funding flow in 2021, technical assistance, and streamlining of activities with implementing partners, both the value and volume of sales exceeded targets.

WFP initiated the development of a digital agriculture statistical, monitoring and reporting system to provide sector-wide agriculture data for better production planning, targeting of agriculture services and for stronger feedback and learning across the sector. The system has been rolled out to 17 of 20 districts.

South-South cooperation with India helped inform the food safety and quality management practices in context of food fortification programmes. By 2021, 147 farmer groups, cooperatives and farms had an ongoing contractual agreement with 96 schools and three hospitals for supply of local, seasonal and nutritious produce.

WFP advocated for Bhutan to join the School Meals Coalition; indeed, the Minister of Education signed the Declaration of Commitment in 2021. As a global coalition advocating for provision of healthy school meals, the Coalition aims to help governments and partners increase the quality of school meal programme and share lessons across countries.

WFP also worked on building the analytical basis for articulating its strategy in school health and nutrition, in line with WFP's corporate School Feeding Strategy 2020-2030.

Partnerships

WFP continued to engage with partners via government-led national platforms in the areas of school feeding, nutrition and food fortification, including membership to the recently formed National Nutrition Taskforce. To help meet the increased requirement for in-patient meals due to COVID-19, WFP supported the National Referral Hospital in Thimphu by equipping the hospital kitchen with electric cookers. WFP expanded its field-level partnerships by supporting Regional Post-Harvest Sub-Centre in Brumbi, Zhemgang district to procure, install and operate food processing machines to support post-harvest processing and value addition.

WFP took the lead to take forward dialogues in Bhutan ahead of the UN Food Systems Summit (FSS). This not only involved bringing the Government on board and as a lead, by appointing a convenor and instituting a FSS Task Team, but also providing financial support to hire consultants to support the national convenor to organize the FSS country-level dialogues. The Rome-Based Agencies supported the various FSS dialogues organized in the country, with WFP playing a particular role in advocating with the Government including for participating in the national level FSS dialogue. The outcome of these dialogues was the formulation of a document titled Bhutan National Pathways - Food Systems for Gross National Happiness, Transformative Pathways for Bhutan. The Pathways Document will now be the main guiding reference for reformulation of Bhutan's Renewable Natural Resources (RNR) Strategy 2030. For WFP, such engagements provided an opportunity to work more closely with the Ministry of Agriculture and Forests and to have a deeper understanding of the Ministry's strategies and priorities which are critical in view of WFP's plan to increase its engagement in the agriculture sector. The eight FSS pathways also closely aligned with the recommendations of the decentralized evaluation on WFP's future focus in the food systems.

Lessons Learned and Next Steps

In responding to the Government's agriculture stimulus plan, WFP became an important actor in resilient agriculture and food systems in Bhutan. At the same time, the Government's reprioritisation exercise led to implementation delays. To mitigate these risks in the future, WFP worked on deepening engagements with government stakeholders at all levels while also strategically prioritizing its technical support. Resource mobilisation for national pandemic response was a challenge and fortification as an activity remained unfunded through the year. WFP has initiated work on multiple funding proposals in anticipation of long lead times. WFP continues to explore alternate modalities as the development partner landscape changes in response to Bhutan's graduation from Least Developed Country to Lower Middle-Income Country.

Gender and Age Marker

With a GAM score of 4, WFP fully integrated gender and age into the implementation of Strategic Outcome 1. Through the farm-to-school linkages, 65 percent of farmers who benefitted were women. Data from School Health and Nutrition Monitoring and Reporting System is collected and analysed based on gender integration across nutrition activities. The SMP PLUS designs age-appropriate menus in line with Recommended Dietary Allowances.

Evaluation

WFP conducted a developmental evaluation on its support to smallholder farmers and expanded portfolio across the agriculture value chain in Bhutan from January 2019 to June 2021. Although the report is not yet finalized, the evaluation has suggested broad strategies for continuing WFP's assistance in Bhutan, which would be consistent with the Bhutan Pathway document, new RNR strategy and new RNR marketing strategy.

WFP GENDER AND AGE MARKER

CSP ACTIVITY	GAM MONITORING CODE
Activity 1: Assist the Government in its transition to a national school nutrition programme based on an integrated approach to school feeding that connects school feeding with nutrition education, school health and school agriculture and embeds gender, environmental and social safeguards across all activities, strengthened supply chains and school nutrition infrastructure optimization.	4
Activity 2: Provide technical assistance to the Government and the national food production and trade sectors to ensure that sound policies are in place and ensure quality and safety of fortified foods, especially rice, throughout their supply chains.	4

Strategic outcome 02: Government has strengthened capability to address food security and nutrition challenges and prepare for and respond to crises, including those resulting from climate change, by 2023.



72-Hour Rapid Assessment Approach system established to respond to disasters



180 government stakeholders trained on disaster response and preparedness (governance and coordination, data preparedness, logistics, ETC)



A national Roadmap for Disaster Risk Management in Bhutan was developed with 28 government and development partners.



Four coordination hubs established for disaster front-liners in the capital city

Under Strategic Outcome 2, WFP is supporting the Government in building greater national resilience to natural hazards and climate change. In close partnership with the Department for Disaster Management (DDM), WFP has mobilized a broad coalition of government and development partners to strengthen national readiness to disasters and pandemics. In the initial aftermath of COVID-19, partners worked together to ensure strengthened emergency mobility and telecommunications, district and national level disaster preparedness, national food security through food import, infrastructure provision and technical assistance. WFP intensified its effort to strengthen national capacities in its five focus areas: governance and coordination; data preparedness; logistics; emergency telecommunications; and food security.

Despite challenges imposed by COVID-19 protocols, WFP supported the Government in disaster preparedness and response in the areas of coordination, logistics, data, and emergency telecommunication with impact analysis through: the 72-hours Rapid Assessment Approach (RAA); development of the national RoadMap for Disaster Risk Management; establishment of and enhancing the capacity of the logistics working group; training; providing infrastructure such as pre-fabricated units for coordination hubs which will be used by disaster front-liners as well as mobile storage facilities for search and rescue items; and upskilling relevant disaster management officials in GIS and contingency planning.

Activity 3 in the CSP remained underfunded. As at the end of 2021, total available resources was 57 percent against the cumulative needs-based plan of USD 0.8 million. These available resources include the WFP internal funds allocation such as the Immediate Response Account for preparedness activities (IR-PREP), and South-South Opportunity Fund. Additionally, the Country Office secured an additional resource outside of the Country Portfolio Budget, from the Sustainable Development Goals Fund (2030 SDG), Critical Corporate Initiative (CCI) and First Line of Defense (FLoD). With these funds, WFP was able to implement most activities, providing support in implementing the activities in the joint annual workplan with the Government. Moreover, WFP successfully accessed funds to support the Government's COVID-19 response. It also supported the operationalization of disaster management desks, enhancing capacity for disaster response, upskilling front liners and youth on digitization and data readiness as well as supporting the supply-chain and emergency logistics readiness to enhance the country's preparedness in emergency telecommunications.

Outputs

Due to the pandemic, WFP could not conduct some planned activities, such as a functional simulation exercise and drone training. However, in support of the Government's workplan, WFP went beyond its annual plan in 2021, carrying out a review of districts' capacity to plan and implement their Disaster Management Contingency Plans (DMCPs). It was important for WFP to provide it technical expertise for the DMCPs as it is the sole document providing districts with a clear direction on how to prepare for and respond to their district specific disasters. Moreover, this opportunity had

also led WFP to a joint collaboration with the World Bank; leveraging off each other's expertise.

Compared to 2020, the number of government stakeholders engaged in capacity strengthening initiatives exceeded the planned target. The trainings covered the 72-Hour RAA, Disaster Management Information System, GIS, logistics preparedness, humanitarian supply chain and logistics management. Augmenting the Government's capacity, WFP concluded several reviews and supported system strengthening through the development of the national Disaster Risk Management (DRM) Roadmap, based on a DRM partnership mapping to identify gaps and synergies.

WFP also increased the communication capacity of disaster responders by providing repeaters and training on the development of standard operating procedures in emergency communication for front-liners. WFP provided one drone to the National Land Commission to enhance their capacity on the use of drones in surveying inhospitable and unfriendly topographical areas. The aerial images from the drone can be integrated with surveying workflows to perform various surveys, mapping and remote sensing analysis. Drones are also expected to contribute towards early warning systems and help strengthen the capacity of agencies such as the National Center for Hydro-Meteorology. WFP facilitated the formation of the National Logistics Preparedness Working Group to strengthen the current logistics capacity through knowledge and experience-sharing in humanitarian logistics.

Outcomes

In 2021, WFP continued to support the Government's disaster preparedness and response capacity. With the establishment of the 72-hour RAA, the Department for Disaster Management is now equipped to respond using real-time, spatial database with geo-referenced vulnerability layers including demographics, education level, household size, road accessibility, structure resistivity, access to drinking water, and food security. WFP is further integrating this into the Department's Disaster Management Information System. As part of a second phase development of the 72-hour RAA, WFP has started working with the Government on using the platform for disaster and pandemic response targeting and for the national social protection cash transfer programme.

DMCPs serve as a reference document for disaster risk management in the districts. WFP led an analysis of the district DMCPs which revealed limited DMCP implementation, budgeting, and links to local government plans. WFP, on an ad-hoc request by the Government, supported the Department for Disaster Management to review and update the DMCPs followed by training of Disaster Management Officers to customize and align DMCPs with district development plans and national sector plans.

With support from the Global Logistic Cluster's Field-Based Preparedness Project, WFP together with the Ministry of Agriculture and Forests and the Department for Disaster Management were able to form the National Logistics Preparedness Working Group for the first time. As a result of WFP's convening efforts, a national action plan has been developed which would further enhance the country's logistics preparedness in disasters and emergencies.

Partnerships

With the increasing frequency and severity of natural hazards and climate change-related risks to Bhutan, WFP as the lead for the Development Partner Working Group for disaster risk management (DRM) built a national coalition of DRM partners to strengthen coordination, response and resilience during natural disasters, pandemics, and climate change. The coalition includes the Department of Disaster Management, Ministry of Agriculture and Forests, National Center for Hydrology and Meteorology (NCHM), Department of Information and Technology, National Land Commission Secretariat (NLCS), the front-liners and the Gross National Happiness Commission (GNHC, the Government's planning body), as well as the UN Development Program (UNDP), the Japan International Cooperation Agency, Bhutan Red Cross Society, academia and the private sector. Additionally, WFP continues its partnership with Newcastle University on a research project on glacial lake outburst floods; the project is currently in the planning stage.

While WFP continued to advocate for a prioritization of disaster preparedness supported by evidence, funding deficit and challenges posed by the COVID-19 meant that DRM was not at the top of the national agenda. WFP as the DRM lead continued to engage relevant stakeholders through various coordination platforms and capacity strengthening initiatives. WFP's support to strengthen DRM infrastructure complemented the capacity strengthening initiatives. WFP was also successful in mobilizing USD 346,560 for DRM activities, securing government endorsement and commitment. Though WFP has been successful in its convenorship, uptake of globally-validated tools, national capacities and a lack of resources continued to be major challenges.

Gender and Age Marker

In view of the GAM score being 0, efforts were continuously made to systematically integrate gender, age and disability while also identifying the most vulnerable. The 72-Hours RAA segregated data by age and gender at village level to ensure future disaster response measures are based on the needs of the most vulnerable.

WFP GENDER AND AGE MARKER

CSP ACTIVITY	GAM MONITORING CODE
<p>Activity 3: Provide the Government with gender-informed and vulnerability-focused capacity strengthening relevant to its management of national emergency resources, development, enhancement and testing of national emergency response plans and coordination systems, through WFP's leadership of the emergency logistics and communications sectoral working group.</p>	<p>0</p>

Cross-cutting results

Progress towards gender equality

Improved gender equality and women's empowerment among WFP-assisted population

According to the *Global Gender Gap Report 2021*, Bhutan is ranked 130 out of 153 countries and ranks 99 out of 189 countries on the 2019 Gender Inequality Index. Bhutan scored highly in key areas such as educational attainment, however with few women in parliament and ministerial positions, Bhutan ranked low in political empowerment. The unemployment rate in Bhutan stood at 3.4 percent in 2018, with 4.2 percent women unemployed against 2.7 percent men. Women have much lower participation in regular paid employment (18.4 percent as compared to 33.0 percent for men) and a more substantial engagement in the agricultural sector (63.2 percent against 46.6 percent for men) [8]. Women's unpaid domestic care work goes largely unrecognized. Women in Bhutan perform 71 percent of unpaid domestic care work, which is 2.5 times more than men and their contribution as a share of GDP is 11 percent, while men's contribution is 5 percent (according to the Valuation of Unpaid Household Work and Care Services in Bhutan, National Commission for Women and Children (NCWC)).

As a member of the inter-agency Gender Working Group under the United Nations (UN) Resident Coordinator, WFP worked with other UN entities to better understand the specific challenges faced by women and girls in the Bhutanese context.

WFP supported the Ministry of Education in drafting the National School Feeding and Nutrition Management Handbook which advocates for equal representation of male and female representatives in the school feeding management committees. The committees are responsible for providing school meals, supporting women's empowerment and providing leadership and decision-making opportunities. The equal participation of women in the committees has been highlighted as a good example in the education sector.

WFP's support to the country's nutrition and agriculture programmes promotes gender equality and women's economic empowerment. WFP's nutrition programme emphasizes the importance of gender equality with both sexes having a role in breaking the intergenerational cycle of malnutrition by bringing about behaviour change in nutrition and health practices. WFP's assistance to the agriculture sector consists of consolidated support to smallholder farmers, particularly female farmers engaged in agriculture production and marketing. The farmer groups supported by WFP consist of at least 65 percent female members. These farmers benefit from participating in semi-commercial production and farm-to-school linkages. Capacity-strengthening training has also included women farmers in important aspects such as technical training, leadership skills training, and business training on record and bookkeeping. These women farmers also have full autonomy and control over the income earned from agricultural enterprises.

In all DRM programming special attention has been paid on inclusion including gender and other vulnerable groups which will be further emphasized and implemented in 2022 activities.

Protection and accountability to affected populations

Affected populations are able to benefit from WFP programmes in a manner that ensures and promotes their safety, dignity and integrity. Affected populations are able to hold WFP and partners accountable for meeting their hunger needs in a manner that reflects their views and preferences

In Bhutan WFP does not have direct food and cash beneficiaries in the country. The role played by WFP is mostly an advisory role to the Government. Thus, the traditional beneficiary selection, beneficiary verification, distribution and post distribution monitoring are not in practice in Bhutan. WFP together with the UN agencies in Bhutan initiated the capacity building of existing Civil Society Organizations (CSO) partners as well as other CSOs in the country as part of the joint UN Partner Portal (UNPP) implementation in Bhutan in 2021. As part of the UNPP registration process, CSO partner focal points were also trained on Protection from Sexual Exploitation and Abuse (PSEA). WFP also provided funding to support the workshop on PSEA for about 55 participants from the various CSO, in coordination with other UN agencies. This is an important activity for the inter-agency PSEA network for 2021 which could not have been implemented without WFP's support. The focal point from WFP's only CSO implementing partner, Tarayana Foundation, has completed the PSEA training and online certification. The UNPP is also being rolled out in the UN agencies in Bhutan. WFP is supporting the CSO partner to complete due diligence and required documentation for the UNPP partner verification process.

Environment

Targeted communities benefit from WFP programmes in a manner that does not harm the environment

Environmental degradation and food security are closely interlinked in Bhutan. Most livelihood activities are reliant on agriculture and natural resources, and thus, highly sensitive to climate and weather shocks. Reductions in production and income, resulting from crops damaged by increasingly frequent rainfall or windstorms, have forced people to rely on government welfare schemes. WFP's operation in the country is supporting Bhutan's national commitment and standards to safeguard the environment.

WFP's strategy for climate-resilient food systems is supporting the goal of enhancing food self-sufficiency and spurring renewable natural resources sector transformation while ensuring sustainable natural resource management in Bhutan's 12th-Five-year plan.

In 2021, WFP supported Bhutan's efforts at transforming the food system through appropriate climate adaptation farming systems. This included the distribution of green technologies such as drip kits, sprinklers, flexible pipes, mulching plastic, low-cost polyhouses, water storage tanks, water harvesting materials, electric fencing, and high-quality seeds to over 2,000 smallholder farmers in the two districts of Trongsa and Zhemgang. In addition to saving cost and time for farmers, these measures helped to safeguard Bhutan's biodiversity and reduce the pressure on Bhutan's natural resources.

WFP has initiated a review of the supply chain component of the National School Feeding and Nutrition Programme with the objective of streamlining processes and making them more cost-efficient. Transportation of food commodities is a key area where WFP is leveraging its global expertise to optimize and reduce overall energy consumption.

As a part of the resident UN agencies for greening of the UN House, through the Common Services, WFP contributed to the installation of solar panels to reduce electricity consumption. WFP took the lead in introducing and testing the Humanitarian Hub of a common vehicle booking system. This has contributed to carpooling amongst UN agencies in the same building. WFP also procured its first electric car for local mobility.

WFP helped the Government in finding a fuel-efficient and environmentally friendly cooking solution. A total of eight schools and the National Referral Hospital are now equipped with electric powered cookers that use thermal oil technology. This eases the pressure on the forest for wood as fuel for cooking, contributing to Bhutan's goal to maintain 60 percent forest coverage at all times (current coverage is at 71 percent). The use of electric cookers instead of the wood-based cookers also provided a cleaner kitchen environment without the smoke and soot which had adversely affected the health of the school cooks.

Success Story

Story of a woman farmer entrepreneur

Aum Kinzangmo, 36, lives with her three children, husband, and her parents in the heart of Buli village in Bhutan's Zhemgang Dzongkhag district. As a progressive farmer, Aum Kinzangmo cultivates a variety of vegetables in her 30 decimal kitchen garden. This enables her to earn a decent income by selling her produce to the nearby dratshang (monastic school), the local market, as well as the Buli Central School where her children are students. This income helps her meet her daily household expenses while also allowing her to save some money in her bank account.

Aum is one of the members of the Buli Vegetable Group, comprising seven farmers working in 2.5 acres of combined land. The group cultivates a variety of vegetables across the seasons and works for the native seed preservation gene bank. Four of the seven farmers are women. In fact, 86 percent of rural employed women are engaged in agriculture.

I am very grateful for the Government's contribution that not only has allowed us to improve our farm production but also helped us boost our living and earn income with selling of the produce, says Aum, as she rakes in weeds and loosens the earth around her plants using a new hoe provided by the Government. What matters the most is that I can look after my family members' welfare while having no worries about what to eat for dinner tonight. Words are not enough to express my gratitude. Aum and the other farmers in the district were able to escalate their vegetable cultivation to a greater extent this year thanks to the funding and material support received from the agriculture component of the Economic Contingency Plan (ECP) fund that was set up in response to the COVID-19 pandemic. WFP supported the ECP, funding 95% of its budget for Zhemgang dzongkhag (district). The ECP was also funded by the Government of Canada.

Thanks to the ECP fund, participating farmers are provided with supplies such as hybrid vegetable seeds and agricultural equipment, along with practical trainings conducted by district extension officials and agriculture staff. These contributions helped farmers in multiple ways and while agricultural tools assisted farmers in reducing the irrigation shortage problem, hybrid seeds doubled the yield. The specialized tools and equipment also eased the physical labour for the farmers. This is especially beneficial for women farmers, given their multiple responsibilities from childcare, household duties, to community work in addition to working in farms. The training sessions are also extremely useful in improving women farmers' access to information and services.

While the primary objective of improving vegetable farming is to ensure that there is sufficient food for self-consumption, it is also crucial that the smallholder farmers earn a cash income via the sale of surplus produce. This additional income plays a significant role in ensuring that women's labour is remunerated and that women farmers have access to cash, as well as in helping support the safety and well-being of their families. This can help overcome barriers that women farmers face in raising their agricultural productivity and income. Life as a woman smallholder farmer is not without its challenges. Human-wildlife conflict, harsh winters, and tough physical labour make women's engagement in the agricultural sector a difficult path. However, thanks to initiatives like the ECP made possible due to the Royal Government of Bhutan, WFP, and their partners, Aum Kinzangmo and her fellow farmers are optimistic about the future.

Data Notes

Context and Operations

[1] <https://www.nsb.gov.bt/gross-domestic-product-gdp-2020/>

[2] <https://kuenselonline.com/covid-19-impacts-natural-resources-market/>

[3] Labour Force Survey Report 2020

[4] <https://www.mof.gov.bt/wp-content/uploads/2020/06/BUDGET2020-21.pdf>

[5] RNR strategy 2040

[6] Bhutan STEPS Survey Report 2019

[7] Annual health bulletin 2020

Progress towards gender equality

[8] Labour Force Survey Report 2018, <http://www.nsb.gov.bt/publication/files/pub3td3256de.pdf>

Annex

Reporting on beneficiary information in WFP's annual country reports

To produce estimates of the total number of unique beneficiaries WFP has assisted yearly, the data from all activities and transfer modalities must be adjusted to eliminate overlaps and add new beneficiaries. This exercise is based on WFP's understanding of the local context, partnerships and activities; the resulting adjusted totals are recorded in COMET. The process of calculating these adjusted totals follows the rules established during the activity planning stage, these rules can be amended to reflect new information that emerges once implementation begins.


The final estimated number of beneficiaries assisted in each country is validated by country offices and entered in COMET at the end of every year:

- the total number of beneficiaries, which is the sum of all direct beneficiaries reached under all country level activities, based on the adjusted totals that seek to eliminate overlap;
- the total number of beneficiaries receiving food transfers, cash-based transfers and commodity vouchers or capacity strengthening, the sum of all direct beneficiaries reached under the activities for each of these transfer modalities, based on the adjusted estimates that seek to eliminate overlap;
- the total number of beneficiaries assisted under each programme area, the sum of all direct beneficiaries reached under WFP's eight programme areas at the country level;
- the number of schoolchildren assisted under school-based programmes, the sum of all participants assisted under the school-based programmes, adjusted to exclude overlaps and activity supporters such as teachers and cooks.

Although WFP conducts quality assurance to provide beneficiary data which are as accurate as possible, numerous challenges remain regarding data collection, verification, entry and processing. Beneficiary numbers in ACRs should be considered "best estimates", subject to over- and under- estimation.

Figures and Indicators

WFP contribution to SDGs

 SDG 2: End hunger, achieve food security and improved nutrition and promote sustainable agriculture											
WFP Strategic Goal 1: Support countries to achieve zero hunger						WFP Contribution (by WFP, or by governments or partners with WFP Support)					
SDG Indicator	National Results					SDG-related indicator	Direct				Indirect
	Unit	Female	Male	Overall	Year		Unit	Female	Male	Overall	
Prevalence of malnutrition among children under 5 years of age, by type (wasting and overweight)	% overweight			3.9	2015	Number of people reached (by WFP, or by governments or partners with WFP support) with interventions to prevent and treat malnutrition (overweight programmes)	Number				101762
						Number of people reached (by WFP, or by governments or partners with WFP support) with interventions to prevent and treat malnutrition (micronutrient programmes)	Number				73383
						Number of people reached (by WFP, or by governments or partners with WFP support) with interventions to prevent and treat malnutrition (moderate acute malnutrition)	Number				73383
Prevalence of malnutrition among children under 5 years of age, by type (wasting and overweight)	% wasting			4.3	2015	Number of people reached (by WFP, or by governments or partners with WFP support) with interventions to prevent and treat malnutrition (micronutrient programmes)	Number				73383
						Number of people reached (by WFP, or by governments or partners with WFP support) with interventions to prevent and treat malnutrition (moderate acute malnutrition)	Number				73383

					Number of people reached (by WFP, or by governments or partners with WFP support) with interventions to prevent and treat malnutrition (overweight programmes)	Number				101762
Prevalence of stunting among children under 5 years of age	%		21.2	2015	Number of people reached (by WFP, or by governments or partners with WFP support) with stunting prevention programmes	Number				101762
Average income of small-scale food producers, by sex and indigenous status	US\$				Number of small-scale food producers reached (by WFP, or by governments or partners with WFP support) with interventions that contribute to improved incomes	Number				1959



SDG 17: Strengthen the means of implementation and revitalize the global partnership for sustainable development

WFP Strategic Goal 2: Partner to support implementation of the SDGs				WFP Contribution (by WFP, or by governments or partners with WFP Support)			
SDG Indicator	National Results			SDG-related indicator	Direct		Indirect
	Unit	Overall	Year		Unit	Overall	
Dollar value of financial and technical assistance (including through North-South, South-South and triangular cooperation) committed to developing countries	US\$	25,784,900	2018	Dollar value (within WFP portfolio) of technical assistance and country capacity strengthening interventions (including facilitation of South-South and triangular cooperation)	US\$		447139

Beneficiaries by Sex and Age Group

Beneficiary Category	Gender	Planned	Actual	% Actual vs. Planned	
Total Beneficiaries	male		1,250	681	54%
	female		1,250	1,278	102%
	total		2,500	1,959	78%
By Age Group					
18-59 years	male		1,250	681	54%
	female		1,250	1,278	102%
	total		2,500	1,959	78%

Beneficiaries by Residence Status

Residence Status	Planned	Actual	% Actual vs. Planned
Resident	2,500	1,959	78%

Beneficiaries by Programme Area

Programme Area	Planned	Actual	% Actual vs. Planned
Smallholder agricultural market support activities	2,500	1,959	78%

Annual Cash Based Transfer and Commodity Voucher

Modality	Planned Distribution (CBT)	Actual Distribution (CBT)	% Actual vs. Planned
No one suffers from malnutrition			

Strategic Outcome and Output Results

Strategic Outcome 01: School-age children, women and vulnerable groups in Bhutan have improved nutrition in line with national targets by 2023				Root Causes	
Output Results					
Activity 01: Assist the Government in its transition to a national school nutrition programme based on an integrated approach to school feeding that connects school feeding with nutrition education, school health and school agriculture and embeds gender, environmental and social safeguards across all activities, strengthened supply chains and school nutrition infrastructure optimization.					
Detailed Indicator	Beneficiary Group	Sub Activity	Unit of measure	Planned	Actual
A.1: Beneficiaries receiving capacity strengthening transfers	All	Smallholder	Female	1,250	1,278
		agricultural	Male	1,250	681
		market support activities	Total	2,500	1,959

Output Results				
Activity 01: Assist the Government in its transition to a national school nutrition programme based on an integrated approach to school feeding that connects school feeding with nutrition education, school health and school agriculture and embeds gender, environmental and social safeguards across all activities, strengthened supply chains and school nutrition infrastructure optimization.				
Output indicator	Detailed indicator	Unit of measure	Planned	Actual
C: Targeted primary and secondary schoolchildren, including adolescent girls, benefit from healthy diets consisting of diverse foods, gender transformative nutrition education and health services provided to boys and girls in order to improve their nutrition, combat non-communicable diseases and enhance school performance.				
Institutional capacity strengthening activities				
C.4*: Number of people engaged in capacity strengthening initiatives facilitated by WFP to enhance national food security and nutrition stakeholder capacities (new)	C.4*.1: Number of government/national partner staff receiving technical assistance and training	individual	175	311
C.5*: Number of capacity strengthening initiatives facilitated by WFP to enhance national food security and nutrition stakeholder capacities (new)	C.5*.1: Number of technical assistance activities provided	unit	7	7
C.6*: Number of tools or products developed or revised to enhance national food security and nutrition systems as a result of WFP capacity strengthening support (new)	C.6*.1: Number of tools or products developed	unit	5	8
C.8*: USD value of assets and infrastructure handed over to national stakeholders as a result of WFP capacity strengthening support (new)	C.8*.1: USD value of assets and infrastructure handed over to national stakeholders as a result of WFP capacity strengthening support (new)	US\$	830,000	333,853
E*: Targeted primary and secondary schoolchildren, including adolescent girls, benefit from healthy diets consisting of diverse foods, gender transformative nutrition education and health services provided to boys and girls in order to improve their nutrition, combat non-communicable diseases and enhance school performance.				
Institutional capacity strengthening activities				
E*.4: Number of people reached through interpersonal SBCC approaches	E*.4.1: Number of people reached through interpersonal SBCC approaches (male)	Number	7,125	
E*.4: Number of people reached through interpersonal SBCC approaches	E*.4.2: Number of people reached through interpersonal SBCC approaches (female)	Number	7,125	
E*.5: Number of people reached through SBCC approaches using media	E*.5.1: Number of people reached through SBCC approaches using mass media (i.e. national TV programme).	individual	12,000	

E*.5: Number of people reached through SBCC approaches using media	E*.5.4: Number of people reached through SBCC approaches using social media (i.e. twitter, facebook)	individual	21,375	260,000
F: Targeted primary and secondary schoolchildren, including adolescent girls, benefit from healthy diets consisting of diverse foods, gender transformative nutrition education and health services provided to boys and girls in order to improve their nutrition, combat non-communicable diseases and enhance school performance.				
Institutional capacity strengthening activities				
F.1: Number of smallholder farmers supported/trained	F.1.27: Number of farmers that benefit from farmer organizations ' sales to home-grown school meals programme and other structured markets	individual	2,500	1,959
F.1: Number of smallholder farmers supported/trained	F.1.62: Number of government counterparts trained	individual	20	40
L: Targeted primary and secondary schoolchildren, including adolescent girls, benefit from healthy diets consisting of diverse foods, gender transformative nutrition education and health services provided to boys and girls in order to improve their nutrition, combat non-communicable diseases and enhance school performance.				
Institutional capacity strengthening activities				
L.1: Number of infrastructure works implemented, by type	L.1.1: Number of infrastructure works implemented	unit	17	11
M: Targeted primary and secondary schoolchildren, including adolescent girls, benefit from healthy diets consisting of diverse foods, gender transformative nutrition education and health services provided to boys and girls in order to improve their nutrition, combat non-communicable diseases and enhance school performance.				
Institutional capacity strengthening activities				
M.1: Number of national coordination mechanisms supported	M.1.1: Number of national coordination mechanisms supported	unit	2	2
Activity 02: Provide technical assistance to the Government and the national food production and trade sectors to ensure that sound policies are in place and ensure quality and safety of fortified foods, especially rice, throughout their supply chains.				
Output indicator	Detailed indicator	Unit of measure	Planned	Actual
C: Vulnerable populations benefit from the Government's increased capacity to monitor the safety and quality of fortified foods and thus to ensure that their basic food and nutrition needs are met.				
Institutional capacity strengthening activities				
C.4*: Number of people engaged in capacity strengthening initiatives facilitated by WFP to enhance national food security and nutrition stakeholder capacities (new)	C.4*.1: Number of government/national partner staff receiving technical assistance and training	individual	50	32
C.5*: Number of capacity strengthening initiatives facilitated by WFP to enhance national food security and nutrition stakeholder capacities (new)	C.5*.1: Number of technical assistance activities provided	unit	4	3
C.6*: Number of tools or products developed or revised to enhance national food security and nutrition systems as a result of WFP capacity strengthening support (new)	C.6*.1: Number of tools or products developed	unit	2	2
L: Vulnerable populations benefit from the Government's increased capacity to monitor the safety and quality of fortified foods and thus to ensure that their basic food and nutrition needs are met.				
Institutional capacity strengthening activities				
L.1: Number of infrastructure works implemented, by type	L.1.1: Number of infrastructure works implemented	unit	2	1
M: Vulnerable populations benefit from the Government's increased capacity to monitor the safety and quality of fortified foods and thus to ensure that their basic food and nutrition needs are met.				
Institutional capacity strengthening activities				
M.1: Number of national coordination mechanisms supported	M.1.1: Number of national coordination mechanisms supported	unit	2	2

Outcome Results

Activity 01: Assist the Government in its transition to a national school nutrition programme based on an integrated approach to school feeding that connects school feeding with nutrition education, school health and school agriculture and embeds gender, environmental and social safeguards across all activities, strengthened supply chains and school nutrition infrastructure optimization.

Outcome Indicator	Sex	Baseline	End-CSP Target	2021 Target	2021 Follow-up	2020 Follow-up	2019 Follow-up	source
Target Group: School-age children, women and vulnerable groups - Location: Bhutan - Modality: Capacity Strengthening - Subactivity: Institutional capacity strengthening activities								
Dietary Diversity Score	Female	5.2	≥6	≥5.5	5.9		5.3	WFP programme monitoring
	Male	5.2	≥6	≥5.5	5.9		5.3	
	Overall	5.2	≥6	≥5.5	5.9		5.3	
Number of national food security and nutrition policies, programmes and system components enhanced as a result of WFP capacity strengthening (new)	Overall	0	=8	=6	7	6	5	WFP programme monitoring
Number of national programmes enhanced as a result of WFP-facilitated South-South and triangular cooperation support (new)	Overall	0	≥5	=3	3	2	2	WFP programme monitoring
Target Group: Smallholder Farmers - Location: Bhutan - Modality: Capacity Strengthening - Subactivity: Institutional capacity strengthening activities								
Percentage of targeted smallholder farmers reporting increased production of nutritious crops, disaggregated by sex of smallholder farmer	Female	0	≥80	≥55	55	55		WFP programme monitoring
	Male	0	≥80	≥55	55	55		
	Overall	0	≥80	≥55	55	55		
Percentage of targeted smallholders selling through WFP-supported farmer aggregation systems	Female	0	≥100	≥60	100	50		WFP programme monitoring
	Male	0	≥100	≥60	100	50		
	Overall	0	≥100	≥60	100	50		
Value and volume of smallholder sales through WFP-supported aggregation systems: Value (USD)	Female	0	≥16,200	≥8,100	256,652	5,430		WFP programme monitoring
	Male	0	≥10,800	≥5,400	94,926	3,620		
	Overall	0	≥27,000	≥13,500	351,578	9,050		

Value and volume of smallholder sales through WFP-supported aggregation systems: Volume (MT)	Female	0	≥24	≥12	480.8	7.98	WFP programme monitoring WFP programme monitoring WFP programme monitoring
	Male	0	≥16	≥8	177.8	5.32	
	Overall	0	≥40	≥20	658.6	13.3	

Strategic Outcome 02: Government has strengthened capability to address food security and nutrition challenges and prepare for and respond to crises, including those resulting from climate change, by 2023.				- Resilience Building	
Output Results					
Activity 03: Provide the Government with gender-informed and vulnerability-focused capacity strengthening relevant to its management of national emergency resources, development, enhancement and testing of national emergency response plans and coordination systems, through WFP's leadership of the emergency logistics and communications sectoral working group.					
Output indicator	Detailed indicator	Unit of measure	Planned	Actual	
C: Food-insecure and other vulnerable people benefit from the Government's enhanced knowledge of vulnerability, emergency logistics and best practices for supply chain systems (including storage and decentralized strategic grain reserves) and enhanced ability to minimize losses and improve food security in times of need.					
Institutional capacity strengthening activities					
C.4*: Number of people engaged in capacity strengthening initiatives facilitated by WFP to enhance national food security and nutrition stakeholder capacities (new)	C.4*.1: Number of government/national partner staff receiving technical assistance and training	individual	150	180	
C.5*: Number of capacity strengthening initiatives facilitated by WFP to enhance national food security and nutrition stakeholder capacities (new)	C.5*.1: Number of technical assistance activities provided	unit	7	7	
C.6*: Number of tools or products developed or revised to enhance national food security and nutrition systems as a result of WFP capacity strengthening support (new)	C.6*.1: Number of tools or products developed	unit	3	4	
C.7*: Number of national institutions benefitting from embedded or seconded expertise as a result of WFP capacity strengthening support (new)	C.7*.1: Number of national institutions benefitting from embedded or seconded expertise as a result of WFP capacity strengthening support (new)	Number	1	1	
G: Food-insecure and other vulnerable people benefit from the Government's enhanced knowledge of vulnerability, emergency logistics and best practices for supply chain systems (including storage and decentralized strategic grain reserves) and enhanced ability to minimize losses and improve food security in times of need.					
Institutional capacity strengthening activities					
G.7: Percentage of tools developed or reviewed to strengthen national capacities for Forecast-based Anticipatory Action	G.7.1: Percentage of tools developed or reviewed to strengthen national capacities for Forecast-based Anticipatory Action	%	33	16	
H: Food-insecure and other vulnerable people benefit from the Government's enhanced knowledge of vulnerability, emergency logistics and best practices for supply chain systems (including storage and decentralized strategic grain reserves) and enhanced ability to minimize losses and improve food security in times of need.					
Institutional capacity strengthening activities					
H.2: Number of WFP-led clusters operational, by type	H.2.1: Number of WFP-led clusters operational	unit	2	1	
L: Food-insecure and other vulnerable people benefit from the Government's enhanced knowledge of vulnerability, emergency logistics and best practices for supply chain systems (including storage and decentralized strategic grain reserves) and enhanced ability to minimize losses and improve food security in times of need.					
Institutional capacity strengthening activities					
L.1: Number of infrastructure works implemented, by type	L.1.1: Number of infrastructure works implemented	unit	2	1	
M: Food-insecure and other vulnerable people benefit from the Government's enhanced knowledge of vulnerability, emergency logistics and best practices for supply chain systems (including storage and decentralized strategic grain reserves) and enhanced ability to minimize losses and improve food security in times of need.					
Institutional capacity strengthening activities					
M.1: Number of national coordination mechanisms supported	M.1.1: Number of national coordination mechanisms supported	unit	3	2	

Outcome Results

Activity 03: Provide the Government with gender-informed and vulnerability-focused capacity strengthening relevant to its management of national emergency resources, development, enhancement and testing of national emergency response plans and coordination systems, through WFP's leadership of the emergency logistics and communications sectoral working group.

Outcome Indicator	Sex	Baseline	End-CSP Target	2021 Target	2021 Follow-up	2020 Follow-up	2019 Follow-up	source
Target Group: People vulnerable to disasters - Location: Bhutan - Modality: Capacity Strengthening - Subactivity: Institutional capacity strengthening activities								
Number of national food security and nutrition policies, programmes and system components enhanced as a result of WFP capacity strengthening (new)	Overall	0	=7	=5	6	3	3	WFP programme monitoring

Cross-cutting Indicators

Progress towards gender equality indicators

Improved gender equality and women's empowerment among WFP-assisted population

Activity 01: Assist the Government in its transition to a national school nutrition programme based on an integrated approach to school feeding that connects school feeding with nutrition education, school health and school agriculture and embeds gender, environmental and social safeguards across all activities, strengthened supply chains and school nutrition infrastructure optimization.

CrossCutting Indicator	Sex	Baseline	End-CSP Target	2021 Target	2021 Follow-up	2020 Follow-up	2019 Follow-up	source
Target Group: School-aged children, women and vulnerable group - Location: Bhutan - Modality: Capacity Strengthening - Subactivity: Institutional capacity strengthening activities								
Proportion of food assistance decision-making entity – committees, boards, teams, etc. – members who are women - -	Overall	50	=50	=50	50		50	WFP programme monitoring

Cover page photo © WFP@Binai Lama

Bhutan's Economic Contingency Plan and WFP support women farmers in the production and marketing of vegetables in Tali village, Nangkor Gewog, Zhemgang

World Food Programme

<https://www.wfp.org/countries/bhutan>

Financial Section

Financial information is taken from WFP's financial records which have been submitted to WFP's auditors.

Annual Country Report

Bhutan Country Portfolio Budget 2021 (2019-2023)

Annual Financial Overview for the period 1 January to 31 December 2021 (Amount in USD)

Annual CPB Overview



Code	Strategic Outcome
SO 1	School-age children, women and vulnerable groups in Bhutan have improved nutrition in line with national targets by 2023
SO 2	Government has strengthened capability to address food security and nutrition challenges and prepare for and respond to crises, including those resulting from climate change, by 2023.
Code	Country Activity Long Description
CSI1	Assist the Government in its transition to a national school nutrition programme based on an integrated approach to school feeding that connects school feeding with nutrition education, school health and school agriculture and embeds gender, environmental and social safeguards across all activities, strengthened supply chains and school nutrition infrastructure optimization.
CSI1	Provide the Government with gender-informed and vulnerability-focused capacity strengthening relevant to its management of national emergency resources, development, enhancement and testing of national emergency response plans and coordination systems, through WFP's leadership of the emergency logistics and communications sectoral working group.
CSI2	Provide technical assistance to the Government and the national food production and trade sectors to ensure that sound policies are in place and ensure quality and safety of fortified foods, especially rice, throughout their supply chains.

Annual Country Report

Bhutan Country Portfolio Budget 2021 (2019-2023)

Annual Financial Overview for the period 1 January to 31 December 2021 (Amount in USD)

Strategic Result	Strategic Outcome	Activity	Needs Based Plan	Implementation Plan	Available Resources	Expenditures
2	School-age children, women and vulnerable groups in Bhutan have improved nutrition in line with national targets by 2023	Assist the Government in its transition to a national school nutrition programme based on an integrated approach to school feeding that connects school feeding with nutrition education, school health and school agriculture and embeds gender, environmental and social safeguards across all activities, strengthened supply chains and school nutrition infrastructure optimization.	1,043,794	1,139,940	1,238,746	191,462
		Provide technical assistance to the Government and the national food production and trade sectors to ensure that sound policies are in place and ensure quality and safety of fortified foods, especially rice, throughout their supply chains.	130,028	536,680	68	68
		Non Activity Specific			0	
Subtotal Strategic Result 2. No one suffers from malnutrition (SDG Target 2.2)			1,173,822	1,676,620	1,238,814	191,530

Annual Country Report

Bhutan Country Portfolio Budget 2021 (2019-2023)

Annual Financial Overview for the period 1 January to 31 December 2021 (Amount in USD)

Strategic Result	Strategic Outcome	Activity	Needs Based Plan	Implementation Plan	Available Resources	Expenditures
5	Government has strengthened capability to address food security and nutrition challenges and prepare for and respond to crises, including those resulting from climate change, by 2023.	Provide the Government with gender-informed and vulnerability-focused capacity strengthening relevant to its management of national emergency resources, development, enhancement and testing of national emergency response plans and coordination systems, through WFP's leadership of the emergency logistics and communications sectoral working group.	226,634	0	241,524	24,114
Subtotal Strategic Result 5. Countries have strengthened capacity to implement the SDGs (SDG Target 17.9)			226,634	0	241,524	24,114
Total Direct Operational Cost			1,400,456	1,676,620	1,480,338	215,643
Direct Support Cost (DSC)			229,112	186,907	329,076	160,436
Total Direct Costs			1,629,567	1,863,527	1,809,414	376,079
Indirect Support Cost (ISC)			105,922	121,129	70,434	70,434
Grand Total			1,735,489	1,984,656	1,879,848	446,513



Wanee Piyabongkarn
Chief

Contribution Accounting and Donor Financial Reporting Branch

Columns Definition

Needs Based Plan

Latest annual approved version of operational needs as of December of the reporting year. WFP's needs-based plans constitute an appeal for resources to implement operations which are designed based on needs assessments undertaken in collaboration with government counterparts and partners

Implementation Plan

Implementation Plan as of January of the reporting period which represents original operational prioritized needs taking into account funding forecasts of available resources and operational challenges

Available Resources

Unspent Balance of Resources carried forward, Allocated contribution in the current year, Advances and Other resources in the current year. It excludes contributions that are stipulated by donor for use in future years

Expenditures

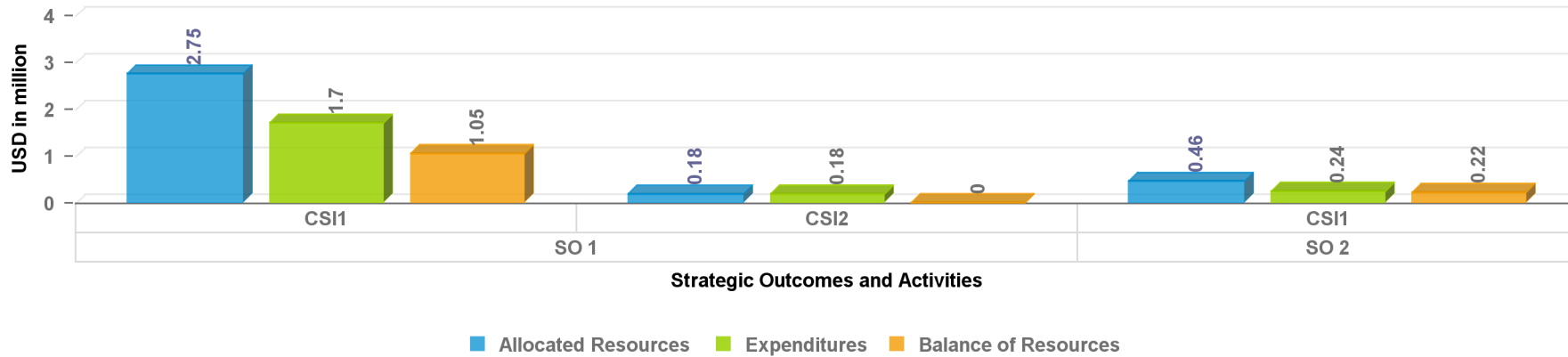
Monetary value of goods and services received and recorded within the reporting year

Annual Country Report

Bhutan Country Portfolio Budget 2021 (2019-2023)

Cumulative Financial Overview as at 31 December 2021 (Amount in USD)

Cumulative CPB Overview



Code	Strategic Outcome
SO 1	School-age children, women and vulnerable groups in Bhutan have improved nutrition in line with national targets by 2023
SO 2	Government has strengthened capability to address food security and nutrition challenges and prepare for and respond to crises, including those resulting from climate change, by 2023.

Code	Country Activity - Long Description
CSI1	Assist the Government in its transition to a national school nutrition programme based on an integrated approach to school feeding that connects school feeding with nutrition education, school health and school agriculture and embeds gender, environmental and social safeguards across all activities, strengthened supply chains and school nutrition infrastructure optimization.
CSI1	Provide the Government with gender-informed and vulnerability-focused capacity strengthening relevant to its management of national emergency resources, development, enhancement and testing of national emergency response plans and coordination systems, through WFP's leadership of the emergency logistics and communications sectoral working group.
CSI2	Provide technical assistance to the Government and the national food production and trade sectors to ensure that sound policies are in place and ensure quality and safety of fortified foods, especially rice, throughout their supply chains.

Annual Country Report

Bhutan Country Portfolio Budget 2021 (2019-2023)

Cumulative Financial Overview as at 31 December 2021 (Amount in USD)

Strategic Result	Strategic Outcome	Activity	Needs Based Plan	Allocated Contributions	Advance and Allocation	Allocated Resources	Expenditures	Balance of Resources
2	School-age children, women and vulnerable groups in Bhutan have improved nutrition in line with national targets by 2023	Assist the Government in its transition to a national school nutrition programme based on an integrated approach to school feeding that connects school feeding with nutrition education, school health and school agriculture and embeds gender, environmental and social safeguards across all activities, strengthened supply chains and school nutrition infrastructure optimization.	3,395,435	2,749,681	0	2,749,681	1,702,397	1,047,284
		Provide technical assistance to the Government and the national food production and trade sectors to ensure that sound policies are in place and ensure quality and safety of fortified foods, especially rice, throughout their supply chains.	734,382	183,509	0	183,509	183,508	0

This computer generated report is certified by the Chief of Contribution Accounting and Donor Financial Reporting Branch (FINC)

Annual Country Report

Bhutan Country Portfolio Budget 2021 (2019-2023)

Cumulative Financial Overview as at 31 December 2021 (Amount in USD)

Strategic Result	Strategic Outcome	Activity	Needs Based Plan	Allocated Contributions	Advance and Allocation	Allocated Resources	Expenditures	Balance of Resources
2	School-age children, women and vulnerable groups in Bhutan have improved nutrition in line with national targets by 2023	Non Activity Specific	0	0	0	0	0	0
Subtotal Strategic Result 2. No one suffers from malnutrition (SDG Target 2.2)			4,129,817	2,933,190	0	2,933,190	1,885,906	1,047,285
5	Government has strengthened capability to address food security and nutrition challenges and prepare for and respond to crises, including those resulting from climate change, by 2023.	Provide the Government with gender-informed and vulnerability-focused capacity strengthening relevant to its management of national emergency resources, development, enhancement and testing of national emergency response plans and coordination systems, through WFP's leadership of the emergency logistics and communications sectoral working group.	810,866	458,554	0	458,554	241,144	217,410
Subtotal Strategic Result 5. Countries have strengthened capacity to implement the SDGs (SDG Target 17.9)			810,866	458,554	0	458,554	241,144	217,410
Total Direct Operational Cost			4,940,683	3,391,744	0	3,391,744	2,127,050	1,264,694
Direct Support Cost (DSC)			576,862	473,804	0	473,804	305,164	168,641
Total Direct Costs			5,517,545	3,865,549	0	3,865,549	2,432,214	1,433,335

This computer generated report is certified by the Chief of Contribution Accounting and Donor Financial Reporting Branch (FINC)

Annual Country Report

Bhutan Country Portfolio Budget 2021 (2019-2023)

Cumulative Financial Overview as at 31 December 2021 (Amount in USD)

Strategic Result	Strategic Outcome	Activity	Needs Based Plan	Allocated Contributions	Advance and Allocation	Allocated Resources	Expenditures	Balance of Resources
		Indirect Support Cost (ISC)	358,640	246,438		246,438	246,438	0
		Grand Total	5,876,185	4,111,987	0	4,111,987	2,678,652	1,433,335

This donor financial report is interim



Wannee Piyabongkarn
Chief

Contribution Accounting and Donor Financial Reporting Branch

Columns Definition

Needs Based Plan

Latest approved version of operational needs. WFP's needs-based plans constitute an appeal for resources to implement operations which are designed based on needs assessments undertaken in collaboration with government counterparts and partners

Allocated Contributions

Allocated contributions include confirmed contributions with exchange rate variations, multilateral contributions, miscellaneous income, resource transferred, cost recovery and other financial adjustments (e.g. refinancing). It excludes internal advance and allocation and contributions that are stipulated by donor for use in future years.

Advance and allocation

Internal advanced/allocated resources but not repaid. This includes different types of internal advance (Internal Project Lending or Macro-advance Financing) and allocation (Immediate Response Account)

Allocated Resources

Sum of Allocated Contributions, Advance and Allocation

Expenditures

Cumulative monetary value of goods and services received and recorded within the reporting period

Balance of Resources

Allocated Resources minus Expenditures