



World Food  
Programme

SAVING  
LIVES

CHANGING  
LIVES

# **Cambodia**

## Annual Country Report 2021

---

Country Strategic Plan  
2019 - 2023

# Table of contents

<b>Overview</b>	<b>3</b>
<b>Context and operations</b>	<b>7</b>
RISK MANAGEMENT	8
<b>Partnerships</b>	<b>10</b>
<b>CSP Financial Overview</b>	<b>11</b>
<b>Programme performance</b>	<b>14</b>
STRATEGIC OUTCOME 01	14
STRATEGIC OUTCOME 02	17
STRATEGIC OUTCOME 03	19
STRATEGIC OUTCOME 04	22
STRATEGIC OUTCOME 05	25
STRATEGIC OUTCOME 06	26
<b>Cross-cutting results</b>	<b>29</b>
PROGRESS TOWARDS GENDER EQUALITY	29
PROTECTION AND ACCOUNTABILITY TO AFFECTED POPULATIONS	30
ENVIRONMENT	32
<b>Take-Home Rations</b>	<b>33</b>
<b>Data Notes</b>	<b>34</b>
<b>Annex</b>	<b>35</b>
REPORTING ON BENEFICIARY INFORMATION IN WFP'S ANNUAL COUNTRY REPORTS	35
<b>Figures and Indicators</b>	<b>36</b>
WFP CONTRIBUTION TO SDGS	36
BENEFICIARIES BY SEX AND AGE GROUP	36
BENEFICIARIES BY RESIDENCE STATUS	37
BENEFICIARIES BY PROGRAMME AREA	37
ANNUAL FOOD TRANSFER	37
ANNUAL CASH BASED TRANSFER AND COMMODITY VOUCHER	38
STRATEGIC OUTCOME AND OUTPUT RESULTS	39
CROSS-CUTTING INDICATORS	50

# Overview

In Cambodia, the COVID-19 pandemic caused the economy to contract and poverty to rise. With lower incomes, more people struggled to afford food, so consumption declined and diets deteriorated. This was particularly concerning as chronic malnutrition and micronutrient deficiencies are pervasive.

Schools were closed for most of the year, disrupting education for 3 million children. Poor children who used to benefit from school feeding were at risk of missing out on the nutritious meals just when their families could least afford to provide extra breakfasts and lunches.

Climate change threatened food systems and livelihoods, jeopardizing food security and nutrition of the rural poor. Large-scale flooding occurred again in 2021, though less severe than 2020. Meanwhile other parts of the country faced drought.

## **Social protection**

WFP supported the Government's efforts to protect the poorest by expanding social protection. WFP complemented the Government's COVID-19 cash transfers with cash assistance to 175,000 people affected by floods and food assistance to 30,000 households in lieu of school meals. Special attention was placed on accountability to affected populations and disability inclusion was increasingly mainstreamed.

WFP also facilitated the development of a shock-responsive social protection policy framework and shared learning from its cash programme to inform future national schemes. School feeding became part of the Government's social assistance toolbox in 2019; WFP helped develop a policy framework and transition strategy to further embed it in the country's institutions, strengthening capacity at national and sub-national levels, developing information systems and building infrastructure.

## **Climate risk management**

WFP adopted an integrated risk management approach to support the country to better understand, prepare for, and manage climate risks.

WFP's seasonal updates contribute to regular risk monitoring. It also started a household monitoring system in flood-prone areas to understand the impact of shocks on people and started integrating impact-based forecasting and anticipatory action in national disaster risk management practices.

WFP further strengthened the disaster management authority at national and sub-national level on GIS, contingency planning and hazard monitoring, with a digital tool that local authorities used to report on floods.

At the community level, WFP strengthened local capacity to mitigate the effects of extreme weather events and adapt to the gradual impacts of climate change. It built Safe Evacuation Centres to protect people in high flood risk locations and enhanced community awareness and planning for climate change adaptation while building related rural infrastructure. WFP also continued to co-lead the Humanitarian Response Forum for enhanced coordination of emergency preparedness and response between UN, NGO and government actors.

## **Food security and nutrition**

WFP continued to support the National Food Security and Nutrition Strategy's localisation at the provincial level and contributed to a coordinated multi-sectoral approach to nutrition, with a strong focus on promoting healthy diets, through lead roles in forums such as the UN Nutrition and the Scaling Up Nutrition Business Network. The latter was launched this year to stimulate private sector mobilization in nutrition. In line with the UN Secretary General's Food System Summit initiative, WFP and partners supported national consultations to identify strengths and gaps in the food systems and define a national road map.

Data and analysis on food security and nutrition continued to underpin WFP's work and serve as strategic input in the formulation of national policies and programmes. Efforts also went to enhancing national capacity in this area.

The CSP was fully funded this year. A broader donor base, multi-year funding and co-funding of most Strategic Outcomes by multiple donors provided flexibility and predictability enabling WFP to conduct its interventions in a strategic and efficient manner and impacting positively on programme outcomes. Despite stringent measures to curb the 2021 pandemic surge, including movement and gathering restrictions, lockdowns, as well as episodic isolation of staff, partners and beneficiaries, WFP conducted most of its planned activities as it adopted alternate working arrangements, facilitated staff vaccination, amended beneficiary interaction protocols and introduced remote assessments and monitoring.

# 498,952

## Total beneficiaries in 2021



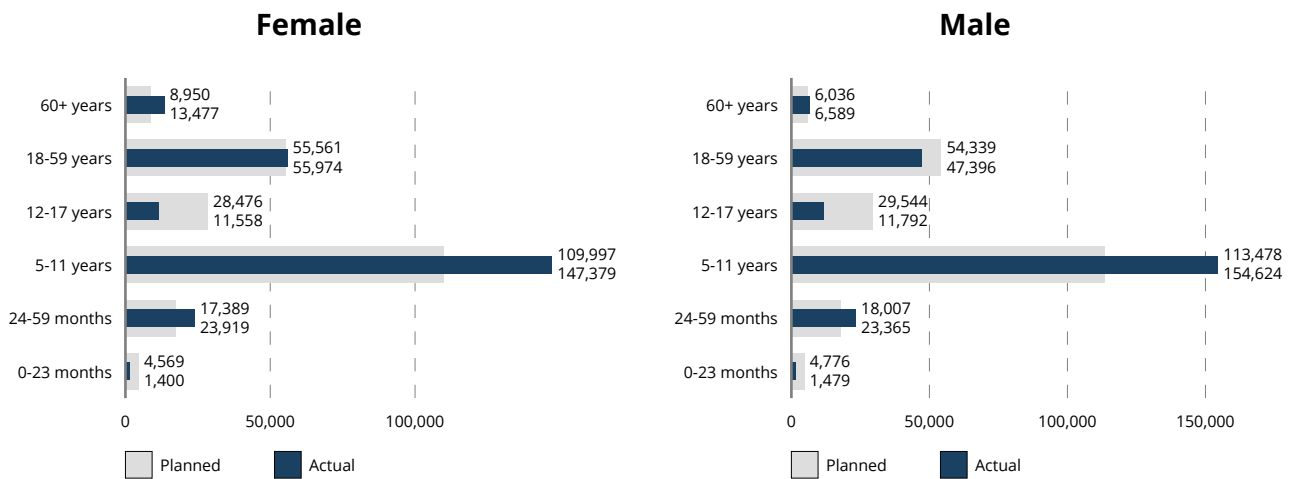
51% female



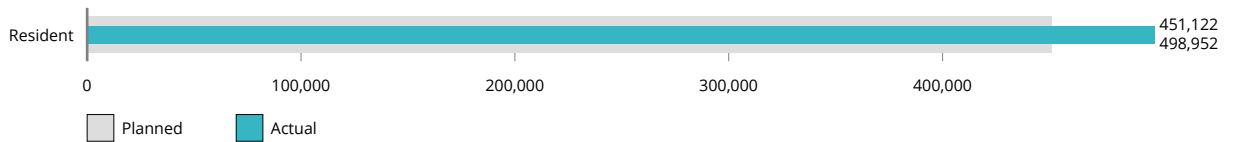
49% male

Estimated number of persons with disabilities: 9,824 (50% Female, 50% Male)

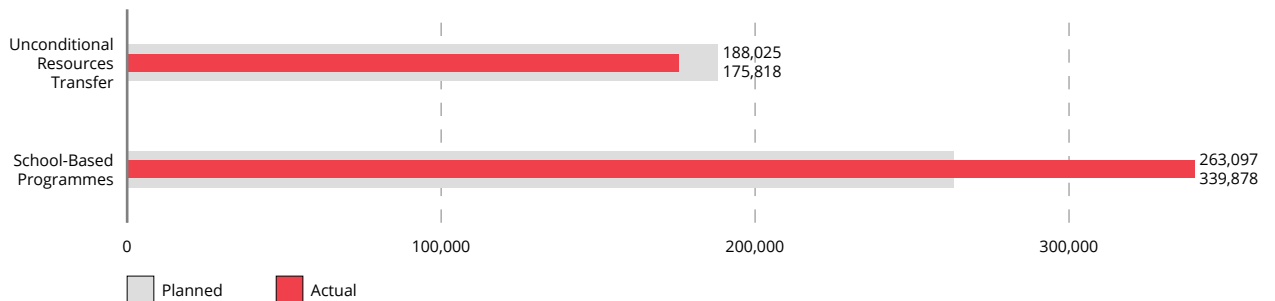
### Beneficiaries by Sex and Age Group



### Beneficiaries by Residence Status



### Beneficiaries by Programme Area



## Beneficiaries by Modality



309,412

**total actual food beneficiaries in 2021**

of 249,565 total planned  
( 154,583 Female, 154,829 Male)



175,818

**total actual CBT beneficiaries in 2021**

of 188,025 total planned  
(92,555 Female, 83,263 Male)



180,849

**total actual Commodity Voucher beneficiaries in 2021**

of 196,033 total planned  
(88,947 Female, 91,902 Male)

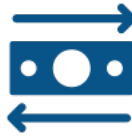
## Total Food and CBT



2,231 mt

**total actual food transferred in 2021**

of 3,019 mt total planned



US\$ 4,141,110

**total actual cash transferred in 2021**

of \$US 4,512,600 total planned

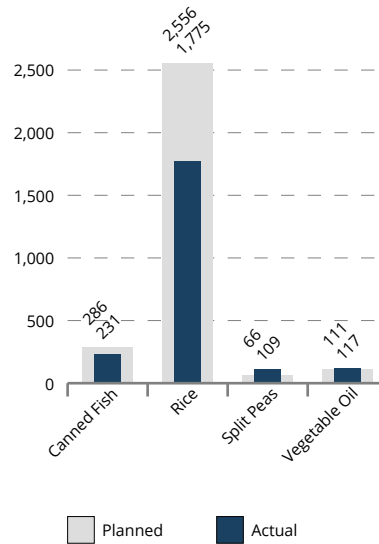


US\$ 577,421

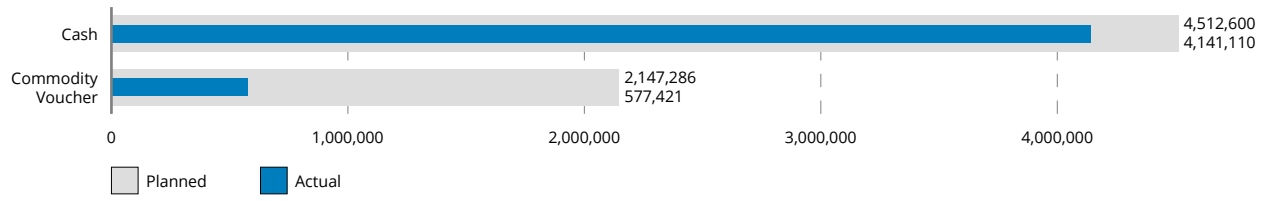
**total actual Commodity vouchers transferred in 2021**

of \$US 2,147,286 total planned

## Annual Food Transfer



## Annual Cash Based Transfer and Commodity Voucher







damaged [5].

In 2021, the Royal Government of Cambodia took significant measures to protect the poorest through expanded social protection in line with its COVID-19 economic recovery plan. It extended throughout 2021 the cash transfers introduced in 2020 to assist 700,000 households enrolled in the national poverty targeting system (IDPoor); and provided food and cash assistance to people affected by prolonged lockdowns.

This is a token to the rapid development of social protection in Cambodia in line with the National Social Protection Policy Framework (2016-2025), which was instrumental in circumscribing the poverty rise. Yet, despite high exposure and vulnerability to natural hazards, there is currently no national shock responsive social assistance programme, even if efforts have started in this direction, notably with WFP's support.

## Operations

With adequate funding, WFP continued the full implementation of its Country Strategic Plan (CSP) 2019-2023 to support Cambodia's progress towards SDG 2 and 17 despite the disruptions brought about by the strict measures to curb the 2021 COVID surge, including movement and gathering restrictions, lockdowns and isolation requirements.

Adapting to the evolving context and in response to the significant hardship brought about by a series of shocks, including the pandemic and the severe floods in late 2020 and 2021, WFP started under Strategic Outcome 6, a cash assistance programme to support the recovery of some of the most affected households in complement of the Government's social assistance initiatives. At the same time, continuing to strengthen Government's capacities remained a priority for WFP throughout 2021 including to support the development of policy frameworks and digital information systems and tools at national level, and to reinforce capacity at sub-national level to design, implement and monitor activities.

WFP also heightened synergies and cross-fertilisation between its 6 Strategic Outcomes to ensure alignment of its portfolio to the priorities of the national COVID-19 economic recovery plan, the UN socio-economic response plan and the related emerging sectoral coordination structures between the Government and development partners and at UN level, notably in the areas of social protection, climate risk management and food security and nutrition. This also served to align with the WFP Regional Priorities congruent with these.

Through various activities conducted under Strategic Outcomes 1, 3 and 6, WFP sought to support the Government efforts to expand and broaden social protection, by complementing the Government social assistance to people living under the poverty line through dedicated food and cash assistance programmes while supporting the development of policies and programmes on shock responsive social protection and school feeding and strengthening capacity and systems in relation.

Taken together, activities under Strategic Outcomes 2, 3 and 4 form an integrated risk management approach that supports the country to better understand, prepare for, and manage the increasing risks linked to climate change. Activities focus on risk monitoring linked to anticipatory action, on strengthening the capacity and systems of the disaster management authority at national and sub-national level, and on building up capacity at community level to mitigate the effects of extreme weather events and adapt to the gradual impacts of climate change.

Through Strategic Outcome 4, WFP aims to strengthen capacities of Government partners at the national and sub-national level to produce strategic analyses, coordinate multi-sectoral actions and design data-driven policies and programmes for food security and nutrition.

Through Strategic Outcome 5 on logistics service provision, WFP provides warehousing services to five UN partners to support their own emergency and development objectives.

## Risk Management

In 2021, WFP conducted regular reviews of the risks identified in the CSP, clearly embedding risk mitigation measures across its activities. In particular, WFP monitored climate hazard risks and, in partnership with UNICEF and ADB, WFP also assessed the socio-economic risks resulting from COVID-19. In view of the reported deteriorating food security situation, WFP adapted its activities and started a cash assistance project targeting people affected by the October 2020 floods and the pandemic.

The COVID-19 pandemic posed new risks related to health, safety and security of WFP staff, partners and beneficiaries as community transmission took hold in early 2021. To mitigate the risks of COVID-19, WFP adopted alternate working arrangements, participated in UN-wide efforts on duty of care and facilitated the vaccination of its staff. WFP also amended protocols for beneficiary interactions and introduced remote monitoring and assessments to mitigate movement constraints during lockdown.



WFP placed significant emphasis on reviewing internal controls. At the Country Office's request, five oversight exercises led by WFP's Regional Bureau were conducted in early 2021. They focused on administration; ICT; supply chain; monitoring and Cooperating Partner management. The Office of Internal Audit also conducted an audit of WFP's operations in Cambodia focused on beneficiary management, cash-based transfers, monitoring, supply chain, and finance, covering the period January 2020 to March 2021.

The oversight exercises and audit found the governance arrangements, risk management and controls to be generally established and functioning well but needing some improvement, even if the identified issues were unlikely to significantly affect the achievement of the objectives in the assessed areas. WFP has accepted all oversight and audit recommendations and has already implemented most recommended actions.

# Partnerships

Partnership is the cornerstone of WFP's work and underpins all its initiatives supporting Cambodia to achieve SDG 2 and 17.

WFP has enjoyed strong support from the Government throughout the CSP. Beyond its longstanding partnerships in the areas of education, disaster management and food security and nutrition governance, which continue to yield positive outcomes, WFP deepened its engagement with national bodies spearheading social protection including the National Social Protection Council and the Ministry of Social Affairs Veterans and Youth Rehabilitation. Similarly, collaboration with the National Committee for Sub-National Democratic Development Secretariat (NCDDS) strengthened given its role on engaging local government bodies in climate change adaptation activities as well as its responsibility to promote decentralisation and de-concentration reforms, which has implications for WFP's engagement strategy at sub-national level and for the sustainability of its capacity strengthening efforts.

WFP continued its agreements with NGOs to facilitate field level implementation of the school feeding programme and started a new partnership with the local NGO Life With Dignity over its cash assistance programme. Regular engagement with donors, including through field visits, ensured that they remained updated on the progress of programme implementation.

In 2021, WFP started a strategic partnership with the German Agency for International Cooperation (GIZ) to provide cash transfers for vulnerable households while also contributing to informing the development of future shock-responsive social assistance schemes. This partnership rests on the complementary experience of the two organisations as GIZ is a longstanding supporter of national social protection efforts, while WFP has consistently provided emergency and recovery support to the most vulnerable and has supported the Government on disaster preparedness and more recently on shock-responsive social protection.

In the area of disaster risk management, WFP deepened its partnership with the Asian Disaster Preparedness Centre and started a collaboration with the Royal University of Phnom Penh to mainstream GIS and remote sensing in national curricula with a view to strengthen capacities for disaster risk management. Continuing as co-lead of the Humanitarian Response Forum (HRF), WFP expanded its membership to include Government and private sector stakeholders in addition to the UN and NGO members.

WFP contributed to the implementation of United Nations Development Assistance Framework (UNDAF) and to the UN country team coordinated response to the COVID-19 pandemic that was informed by the COVID-19 social impact assessment conducted jointly by WFP, UNICEF and ADB. Collaboration with FAO has deepened. The two agencies co-chair the UNDAF Result Group on promoting sustainable living, which produced a climate change strategy for the UN as well as the UNDAF nutrition accelerator, which updated the nutrition stakeholder engagement strategy. The Partnership also expanded through collaboration in the area of school feeding to strengthen the capacity of smallholders supplying the school feeding programme and to develop nutrition standards and guidelines for school meals.

WFP is an active member of the Scaling Up Nutrition (SUN) Network, contributing through the UNN to a coordinated multi-sectoral approach in support of the National Food Security and Nutrition Strategy implementation. The close collaboration amongst partners was instrumental in supporting the Council for Agriculture and Rural Development (CARD) in its role as convenor of the Food System Summit leading to the formulation of a road map in relation. WFP also spearheaded the launch of the SUN Business Network and its five-year strategy under the leadership of CARD to encourage collaboration between the private sector, Government and civil society in support of national nutrition goals.

Through its logistics service provision, WFP rendered warehousing services to five UN partners, including UNICEF in support of its back-to-school campaign and UNOPS for its anti-malaria programme.

# CSP Financial Overview

In response to the combined impacts of flooding and the pandemic on vulnerable households, the total CSP requirements increased by USD 7.9 million in 2021 to reach USD 80.34 million. New contributions from the Governments of Germany, Japan and the US supported WFP's expanded activities on emergency response (SO 6) and climate risk management (SOs 2, 3 and 4).

The CSP was fully funded this year, and prospects for the remaining two years are positive. This is attributed to the fact that the CSP is supported by a broad donor base, with most Strategic Outcomes being funded by multiple donors; and that the CSP benefits from multi-year funding from several donors. The flexibility and longer-term predictability this affords, enables WFP to carry out its interventions in a strategic and efficient manner and impacts positively on programme outcomes.

The donor basis was further expanded this year to include GIZ (a first-time donor to WFP globally) while the Royal Government of Cambodia confirmed its first cash contribution to WFP Cambodia in complement to its regular in-kind support. In 2021, Strategic Outcome 1 represented 54 percent of the overall CSP budget, receiving support from Japan, KOICA, Royal Government of Cambodia, United States Department of Agriculture (USDA), and private sector donors for activity one on school feeding.

















Strategic outcome 6 represented 25 percent of the overall CSP budget. Introduced in the CSP in late 2020 to enable WFP to respond to the combined impact of severe flooding and the pandemic on vulnerable households, support for this activity rose sharply in 2021 through contributions from GIZ and USAID and reached a total of USD 6.6 million. A budget revision was carried out to reflect this increase.

Strategic outcome 2, 3 and 4 represented 21 percent of the overall CSP budget and benefited from new and expanded support from Japan and USAID for climate risk management. While activity 5 under Strategic Outcome 4 was funded at 76 percent of the need-based plan, the funding came largely from multilateral headquarter resources, enabling important work in this activity to continue on assessment, inter-agency coordination of nutrition efforts and support to the implementation of the national food security and nutrition strategy.

Overall, the 2021 expenditures were lower than available resources, given the availability of funds received for subsequent years from multi-year contributions and disruptions induced by the pandemic, which particularly affected the implementation of Strategic Outcome 1. Yet, under Strategic Outcome 1, WFP and partners flexibly alternated between the provision of school meals when schools were open and take home rations during school closures and front-loaded the school infrastructure work. The capacity strengthening activities foreseen under SOs 2, 3, and 4 were implemented by adapting the approach to pandemic restrictions and most trainings were conducted virtually. With a generally improved public health outlook in the last semester of 2021, WFP and partners were able to implement in earnest the cash transfer programme under Strategic Outcome 6.

## Annual CSP Financial Overview by Strategic Outcome

	Needs Based Plan	Implementation Plan	Available Resources	Expenditure
01: Vulnerable communities in Cambodia have access to nutritious, safe, diverse, convenient, affordable and preferred foods by 2025	11,563,547.0	12,852,420.0	18,889,251.0	6,186,586.0
02: Poor and vulnerable communities in Cambodia are more resilient to shocks and stresses in the food system by 2023	2,062,979.0	1,362,163.0	2,603,136.0	1,102,710.0
03: National and subnational institutions have strengthened capacities to mitigate risks and lead coordinated shock preparedness and response efforts by 2025	1,625,315.0	712,879.0	1,576,452.0	710,408.0
04: National and subnational institutions in Cambodia have strengthened capacities to develop, coordinate and implement well-informed, effective, and equitable actions for achieving food security and nutrition by 2030	945,175.0	703,835.0	695,107.0	502,838.0
05: Development and humanitarian partners in Cambodia have access to common supply chain services throughout the year	36,608.0	37,217.0	79,978.0	75,868.0
06: Vulnerable people affected by crisis in Cambodia have access to nutrition-sensitive food assistance during and after the crisis.	5,312,139.0	502,260.0	5,559,546.0	4,660,947.0
Non strategic result and non strategic outcome specific	0.0	0.0	8,106,760.0	0.0
<b>Total Direct Operational Cost</b>	<b>21,545,763.0</b>	<b>16,170,774.0</b>	<b>37,510,230.0</b>	<b>13,239,357.0</b>

Direct Support Cost (DSC)	 1,262,378.0	 989,730.0	 2,522,556.0	 860,310.0
<b>Total Direct Costs</b>	 22,808,141.0	 17,160,504.0	 40,032,786.0	 14,099,667.0
Indirect Support Cost (ISC)	 1,480,010.0	 1,112,866.0	 872,299.0	 872,299.0
<b>Grand Total</b>	 24,288,151.0	 18,273,371.0	 40,905,085.0	 14,971,965.0

# Programme performance

## Strategic outcome 01: Vulnerable communities in Cambodia have access to nutritious, safe, diverse, convenient, affordable and preferred foods by 2025



**30,000 poor and vulnerable households of children in the school meals programme** received two rounds of food assistance when schools were closed.



**247,000 schoolchildren** received school meals when school reopened.



**2,000+ WASH and supporting facilities:** kitchens, storerooms, stoves, handwashing stations, etc. were constructed and rehabilitated.



**60% of schools** relied on local food commodities grown mostly by **smallholder farmers**.



**A sub-decree and transition strategy** were developed to institutionalize the national school feeding programme in view of hand-over.



**85 schools** were handed over to the Government in school year 2021-2022.

Under Strategic Outcome 1, WFP aims to ensure that vulnerable communities in Cambodia have access to nutritious, safe, diverse, convenient, affordable and preferred foods. To contribute to this outcome, WFP is providing implementation support and technical assistance to national and subnational stakeholders, with a focus on the implementation and governance of school feeding.

Embedded in the national education and social protection policy frameworks, school feeding in Cambodia aims to promote human capital development by improving access to education for pre-primary and primary girls and boys, enhancing their nutrition and health status, and reducing short-term hunger while providing a safety net to vulnerable households through an indirect income transfer. Increasingly relying on a home-grown school feeding model through which food commodities are grown by smallholder farmers and purchased through local traders, school feeding also benefits the local economy (60 percent of the schools).

Under Strategic Outcome 1, WFP focused on two areas of work, namely: 1) the implementation of WFP's school feeding programme and 2) the further institutionalization of the national school meals programme.

The main partner in this activity is the Ministry of Education, Youth and Sports (MoEYS), which provides the enabling environment for the school feeding programme and supports its design, implementation and monitoring. WFP also collaborates with MoEYS and the National Social Protection Council (NSPC) as the two primary stakeholders on furthering the institutionalization of the national school meals programme. WFP continued to work with NGO partners World Vision (WV), Plan International (Plan) and World Education Inc. (WEI) on school feeding implementation and started a partnership with FAO described below.

### 1. WFP school meals programme

Similar to 2020, schools remained closed for 9 months and WFP could not implement as planned its school feeding programme, which was meant to benefit 263,000 children in 908 schools across five provinces. As such, it provided school meals when feasible and switched to distributing family take-home rations during school closures.

When schools were open, WFP provided school meals to 247,000 schoolchildren (94 percent of the plan). 130,000 of them received school meals with fortified rice and oil. WFP also provided fresh vegetables to complement the meals



and supported nutrition awareness activities.

Rice, vegetable oil, animal protein, fresh vegetables, and iodized salt were procured from 227 selected local suppliers and produced locally by smallholder farmers whenever possible. WFP started a partnership with FAO to strengthen the capacity of smallholder farmers and suppliers involved in the home-grown school feeding programme to produce safe food and increase market access. Further collaboration on developing nutrition standards and guidelines for school meals began in late 2021.

To improve the school environment, WFP and its partners continued to construct and rehabilitate over 2,000 WASH and supporting facilities such as kitchens, storerooms, fuel-efficient stoves, handwashing stations and other water-saving facilities. WFP also provided seeds and training to set up school gardens.

Innovative approaches through digital platforms allowed some capacity strengthening support to local stakeholders to continue. Overall, 363 training sessions on school meals management and implementation were delivered to local authorities, school staff and community members participating in the programme. A total of 2,288 stakeholders benefited, which is half the planned number, given difficulties to deliver trainings to community and teachers remotely.

The gender ratio of membership in school level committees, which oversee the management of school meals, has evolved positively and already reached the 2023 target, with a 7 percentage points increase since 2019. Yet, only a third of the members are women and more efforts will go to further increase this proportion in 2022.

Congruent with the positioning of school feeding as a national social assistance programme and with the approach taken by the Ministry of Education to repurpose its school meals programme during school closures, WFP provided two rounds of food assistance to over 30,000 households whose children would normally have benefited from school meals and were identified through the IDPoor system as living below the poverty line. This served to complement the significant social assistance efforts of the Government to mitigate the effect of the COVID crisis on the poorest. The household ration included proteins and hem iron rich food (canned fish) as well as vitamin-A fortified oil.

Yet, in the context of widespread income loss, rising poverty and deteriorating food security amongst the most vulnerable, the two rounds of food distributions served to mitigate rather than counteract the cumulative socio-economic impacts of COVID-19, including those linked to the interruption of the school meals programme for almost two years. This is evidenced by a worsening along key outcome dimensions, notwithstanding the fact that data was only collected from the poorest households who qualified for the take-home rations. In 2021:

- 95 percent of households displayed an acceptable food consumption score, as was the case in 2020. This is lower than the target.
- Access to nutritious foods dropped by almost 10 percent for some key nutrients.
- The food expenditure share, which is the proportion of households spending over 65 percent of their monthly budget on food, increased by more than 20 percent since last year.
- Encouragingly though, schoolchildren's dietary diversity reached 4.3 food groups consumed (compared to 3.8 food groups in 2020).

When schools resumed in November, retention remained high (98 percent) thanks to efforts from the Government and development partners to promote the return to schools and the resumption of school-based services such as school feeding.

## **2. Institutionalisation of the national school meals programme**

A major milestone was reached in 2019, when the Government started implementing its own national home-grown school feeding programme thus starting a hand-over process from the WFP programme to the national one. In 2021, the national programme covered a total of 205 schools and the Government has committed to taking over 85 additional schools in the school year 2021/2022 thus bringing the total of schools handed over to 290 (72,000 children).

This continued expansion, albeit at a lower pace than set in the transition plan, is a token of the Government's continued commitment to invest in its national home-grown school feeding, particularly as the fiscal space has shrunk due to the pandemic. In August 2021, the Government further reaffirmed its commitment to school feeding by signing up to the global School Meals Coalition alongside 60 other governments and multiple public and private entities, recognizing the multi-sectoral benefits of school feeding to develop human capital.

In 2021, WFP contributed to further institutionalising the national school feeding programme by supporting the development of a sub-decree and transition strategy, strengthening capacity at national and sub-national levels, developing information systems and building infrastructure in view of hand-over.

At national level, WFP supported the Ministry of Education, Youth and Sport (MoEYS) to develop a sub-decree to facilitate inter-sectoral collaboration between 11 ministries over the national school feeding programme. Expected to

be endorsed in early 2022, it will guide the national programme until the school feeding policy is finalised and approved.

WFP also collaborated with MoEYS and the National Social Protection Council (NSPC) to develop a transition strategy, highlighting the way towards full handover of WFP-supported school feeding activities to the government and reaffirming the central role of school feeding in the national social assistance framework. As part of this process, WFP commissioned a Public Finance Management analysis to underpin the budget plan and commitment in the transition strategy. The transition strategy will be officially endorsed in early 2022.

In support of national ownership and cross-sectoral coordination, WFP and MoEYS held a dialogue on HGSF as part of the national consultation for the Food System Summit (FSS), which brought together over 90 participants from various line ministries at national and sub-national levels as well as other key stakeholders. The event helped to broaden the awareness of, and interest in, HGSF and build a foundation to further explore other dimensions of HGSF that impact food systems and key steps to strengthen cross-sectoral partnership. This led to the HGSF being considered as one of two game changing initiatives in the national FSS road map.

WFP and MoEYS developed a national operational manual to support the implementation of the national programme, designed a standard infrastructure package (kitchen, fuel-efficient stoves, eating hall) and drafted standard operating procedures to guide school meals implementation in the context of COVID-19. WFP also supported the enhancement and roll-out of digital information system for school feeding described further in the section focussed on activity 4.

Further, the capacity strengthening of subnational authorities and local stakeholders as well as the infrastructure built under the WFP programme also supports the transition and hand-over process as fully fitted schools where the programme is implemented effectively will be prioritised for hand-over.

Gender was fully integrated into the implementation of activities that contribute to Strategic Outcome 1 as evidenced by WFP’s Gender and Age Marker Monitoring (GaM-M) score of 3.

#### **WFP GENDER AND AGE MARKER**

<b>CSP ACTIVITY</b>	<b>GAM MONITORING CODE</b>
<b>Provide implementation support and technical assistance, including support to evidence-based policy and programme development, to national and subnational public and private sector actors engaged in social safety nets, particularly home-grown school feeding.</b>	<b>3</b>

## Strategic outcome 02: Poor and vulnerable communities in Cambodia are more resilient to shocks and stresses in the food system by 2023



**6 safe evacuation centers** were constructed in 3 provinces to provide shelter and facility access to over 2,000 people during floods.



**3 climate-smart infrastructure assets** were constructed, benefiting over 500 households and enhancing community water access and resilience.



**183 sub-national and local officials** were trained on integrating disaster risk reduction into local development and investment plans.



**16 climate-smart development and investment plans** in 4 provinces were developed by local authorities through a community participatory approach.

Under Strategic Outcome 2, WFP aims to support community resilience to shocks and stresses in the food systems. This outcome forms part of the Country Office's broader integrated risk management portfolio, together with Strategic Outcome 3, and focuses on community-based disaster risk reduction and climate change adaptation.

In 2021, WFP focused on two workstreams: 1) enhancing community disaster risk reduction through the construction of safe evacuation centres; and 2) enhancing community planning and assets for climate change adaptation.

Under this strategic outcome, WFP partnered with the National Committee for Disaster Management (NCDM) on enhancing disaster risk reduction. WFP also worked with the National Committee for Sub-National Democratic Development Secretariat (NCDDS) and subnational authorities to strengthen local climate change adaptation. WFP continued to participate in the Government's Technical Working Group on Climate Change, led by the General Secretariat of the National Council for Sustainable Development of the Ministry of Environment, together with United Nations agencies, development partners and civil society organizations.

Owing to COVID-19, the capacity strengthening activities could not be implemented as planned. The workplan was revised with the government partners and the numbers of trainings and trainees were reduced to adhere to the COVID-19 prevention protocols. Only core people were trained, namely selected provincial, district and commune disaster management officials, as they can both apply the learnings in their roles and further share the knowledge to their subordinates.

### 1. Community disaster risk reduction

In partnership with the NCDM, WFP completed the construction of six safe evacuation centres in flood-prone communities in three provinces around the Tonle Sap Lake. These centres serve to provide shelter and access to facilities and equipment to approximately 2,000 people, should they need to evacuate their homes during floods. Gender-disaggregated focus group discussions contributed to a gender-sensitive design of the centres, which was further reinforced through the standard operating procedure (SOP).

The centres were handed over in May to commune and district officials as community representatives and WFP made the related architectural plans and structural designs available to NCDM, civil society organizations and members of the HRF shelter sector, should they decide to build more centres in other flood-prone areas.

To ensure local ownership and sustainability, WFP and NCDM supported local authorities to establish safe evacuation centres committees and developed standard operating procedures to govern the centres' use and maintenance responsibilities. Local communities maintained their readiness with simulation exercises in Kampong Thom and Pursat provinces, where evacuation procedures in the event of a flood were practiced.

Congruent with the intended use of the centres as community spaces outside of the flood season, three of the centres were used in 2021 as COVID-19 vaccination and treatment centres, thus supporting community efforts to fight the pandemic.

## 2. Community climate change adaptation

Activities under this component focused on strengthening the capacity of local government to integrate climate change adaptation into local development and investment plans and on supporting the realisation of selected infrastructure projects.

In partnership with NCDDDS, WFP completed in 2021 three climate-smart infrastructure projects in targeted communes in Kampong Chhnang, Kampong Thom and Siem Reap provinces. These assets support community's access to water and include a 50,000-cubic meter community pond, a 3,000-meter canal and a 3,300-meter dike. These contribute to enhancing community adaptation and resilience to climate change by supporting the productivity of 500 smallholder households in environments degraded by climate change.

These infrastructure projects had been integrated in the respective commune investment plans, following efforts by WFP and NCDDDS in 2020 to raise awareness on climate change risks in the concerned communes and advocate for the inclusion of climate change adaptation initiatives as priorities in their local investment plans.

A new phase of this programme started in 2021, focusing on four provinces heavily affected by the 2020 large-scale floods. WFP and NCDDDS completed national and subnational kick-off workshops with key stakeholders, including provincial and district authorities and civil society organizations. In close collaboration with NCDDDS and WFP, NCDM conducted trainings of trainers on disaster risk reduction for provincial and district officials; who in turn completed cascade trainings with local authorities in the 16 targeted communes.

The trainings served to strengthen the capacity of local authorities on how to integrate disaster risk reduction and climate change adaptation in local development and investment plans, how to use participatory approaches in community planning and how to perform rapid environmental screening.

Through community participatory processes, 16 climate smart investment plans were developed by local authorities in four provinces: Battambang, Pursat, Kampong Chhnang and Kampong Thom. 21 infrastructure projects were selected for construction in 2022 given their potential to support community recovery and enhance resilience to climate hazards.

While the programme does not directly engage with tier 1 beneficiaries, gender was still partially integrated in the implementation of Strategic Outcome 2. The Gender and Age Marker Monitoring (GaM-M) score of 1 reflects women's participation in the training and local planning processes to formulate the climate-smart investment plan and identify suitable productive infrastructure projects for construction.

### WFP GENDER AND AGE MARKER

CSP ACTIVITY	GAM MONITORING CODE
Provide implementation support and technical assistance to national and subnational public and private sector actors engaged in food production and transformation.	1

## Strategic outcome 03: National and subnational institutions have strengthened capacities to mitigate risks and lead coordinated shock preparedness and response efforts by 2025



**25 provincial contingency plans** were updated, integrating humanitarian logistics preparedness.



**National policy framework on shock responsive social protection** was developed.



**5 trainings** on geospatial information technology for disaster risk management with Government and humanitarian partners were conducted.



**Humanitarian Response Forum** supported the coordination for multiple crises: lockdowns, floods and migrant return.



**PRISM**, the Government's digital hazard monitoring platform, was scaled up to additional provinces, achieving nationwide coverage.

Under Strategic Outcome 3, WFP aims to strengthen capacities of government partners and humanitarian agencies to effectively anticipate, prepare for and respond to natural hazards and other shocks.

Together with SO2 and aspects of SO4, this strategic outcome forms part of WFP's integrated risk management approach. With the emergence of new, often more intense, climate-related hazards in Cambodia and uncertainty linked to other shocks, WFP has adopted an integrated risk management approach to support the country to better understand, prepare for and adapt to climate change, extreme weather risks and other threats. This includes understanding risks and vulnerabilities, enhancing national systems and capacities, and strengthening adaptation at community level.

Under Strategic Outcome 3, WFP focused on three areas of work, namely: 1) capacity strengthening to the National Committee for Disaster Management (NCDM) for enhanced disaster risk reduction and management; 2) support to make social protection more shock responsive; and 3) coordination of humanitarian partners for enhanced emergency preparedness and response.

Under this Outcome, WFP worked with strategic, operational and knowledge partners to implement the foreseen capacity strengthening actions. Partners included the National Committee for Disaster Management (NCDM), subnational disaster management committees, the General Secretariat for the National Social Protection Council (GS-NSPC), the Ministry of Social Affairs, Veterans and Youth Rehabilitation, the Ministry of Planning, the Humanitarian Response Forum (HRF) member agencies, including People in Need (PIN) and DanChurchAid (DCA), and science and research institutions, including the Asian Disaster Preparedness Center (ADPC).

The funds needed for Strategic Outcome 3 activities were fully available and the expenditure level reached 79 percent of the implementation plan. Even if some trainings had to be postponed to 2022, WFP expanded PRISM trainings to the commune level in response to NCDM's request to enhance capacities of commune disaster management committees, thus doubling the related target.

### 1. Capacity strengthening to NCDM for enhanced disaster risk reduction and management.

In 2021, WFP supported NCDM's to implement national priorities for disaster risk reduction and management by focusing on enhancing national capacities and systems as follows:

#### Hazard monitoring and early warning

Monitoring and early warning systems for climate hazards are important parts of this strategic outcome. WFP continued to develop the Platform for Real-time Impact and Situation Monitoring (PRISM), a technology solution which combines data from various sources to rapidly present decision makers with actionable information on vulnerable populations exposed to climate hazards to allow prioritization of assistance to those most in need. The work to expand PRISM's capabilities was conducted under activity 4 and described in the corresponding section. Under this strategic outcome, WFP supported NCDM to further embed the tool in routine disaster management processes and scaled up PRISM to four additional provinces, achieving nationwide coverage in 25 provinces.

With the Asian Disaster Preparedness Center (ADPC), WFP provided orientation on impact-based forecasting to NCDM, exploring how this approach can be integrated into disaster risk management practices. To ground-truth earth observation data and better understand impacts of climate hazards at the household level, WFP conducted a baseline household survey in flood-prone provinces and is in the process of setting up a remote monitoring system to detect changes when a shock occurs.

With WFP support, People In Need and NCDM conducted the Natural Disaster Safe Steps Campaign and enhanced the flood early warning system (known as EWS1294), successfully advocating for a government directive for early warning message broadcasting and initiating discussions with telecommunication companies for SMS broadcasting.

## GIS

WFP conducted a capacity needs assessment to understand NCDM's GIS capacities, shape the support required, and guide the establishment of a geographic information system (GIS) unit at NCDM. With ADPC, WFP subsequently delivered five trainings on geospatial information technology for disaster risk management for 27 participants (5 women) from NCDM, line ministries, humanitarian partners and academia.

Contingency planning To contribute to readiness for the monsoon season, WFP supported NCDM to review, update and disseminate the national and provincial contingency plans for floods and conducted flood disaster response exercises in targeted provinces. WFP also introduced humanitarian logistics preparedness as an important component of contingency planning. To integrate this in national and provincial contingency plans WFP and NCDM jointly held a national workshop with line ministries, humanitarian partners and the private sector; which was replicated at subnational through three workshops.

## **2. Support to make social protection more shock responsive**

WFP and partners worked on making the existing national social protection system more risk-informed and shock responsive. In particular, WFP provided technical support to the General Secretariat for National Social Protection Council (GS-NSPC) to produce a shock responsive social protection framework designed and validated through stakeholder consultations. The final document is expected to be endorsed by the Government in early 2022. The operational research on WFP's cash transfer programme in response to the floods (activity 7) will further contribute to the design and operationalization of this framework by documenting lessons learned and making recommendations that can inform future Government-led shock responsive social assistance schemes.

WFP and partners also successfully brought disaster risk management and social protection actors together in various forums, including a joint workshop with NCDM and the Ministry of Social Affairs to promote linkages and synergies on anticipatory action and shock responsive social protection. This resulted in the issuance of operational guidelines for provincial departments of social affairs on flood response, a policy brief on anticipatory action and an agreement to produce a contingency plan for social assistance, which will be developed in 2022 with WFP's support. WFP, CARD and GS-NSPC further organized an in-depth dialogue on shock responsive social protection as part of the national food systems dialogues.

In 2021, as the Government designed its assistance package to support vulnerable people living in lockdown areas, WFP provided technical support on designing nutritious food assistance rations. Similarly, WFP conducted an analysis of the Minimum Expenditure Basket (MEB) to help understand the economic access of vulnerable households to essential needs, how it is affected by shocks and inform cash assistance value. In 2022, WFP will update this analysis in collaboration with partners to contribute to harmonizing transfer values for social assistance programmes.

## **3. Coordination of humanitarian partners for enhanced emergency preparedness**

To strengthen coordination amongst government and humanitarian partners, WFP continued to co-chair and host the secretariat of the Cambodia Humanitarian Response Forum (HRF). This forum consists of over 60 United Nations agencies and international non-government organizations and works closely with the United Nations Resident Coordinator's Office and OCHA regional office.

In this capacity, WFP initiated a sector-wide after-action review for the 2020 floods and completed the first phase of a review of the HRF architecture. WFP also organized eight intersectoral meetings in 2021 (focused on response to COVID-19 lockdowns and mass migrants' return as well as on flood preparedness), established a humanitarian cash



working group and deployed new information management tools and data visualization dashboards.

The HRF Secretariat, with WFP's support also reactivated joint coordination meetings with NCDM, the Cambodian Red Cross and other humanitarian partners, and produced regular information products, including monthly seasonal monitor updates and two situation reports for the floods in September-October.

In 2021, WFP also co-led two sub-groups of the HRF, namely the Food Security and Nutrition (FSN) sector and the Cash Working Group, which aims to improve the coordination of emergency cash assistance programmes and strengthen the capacity of organisations to deliver programmes informed by best practices.

Gender and age were partially integrated into activities, as shown by a GaM-M code of 1.


#### **WFP GENDER AND AGE MARKER**

<b>CSP ACTIVITY</b>	<b>GAM MONITORING CODE</b>
<b>Provide technical support and backstopping to national stakeholders engaged in shock preparedness and response mechanisms and risk informed coordination.</b>	<b>1</b>

## Strategic outcome 04: National and subnational institutions in Cambodia have strengthened capacities to develop, coordinate and implement well-informed, effective, and equitable actions for achieving food security and nutrition by 2030



**1,200 disaster management officials** nationwide were trained under SO3 & SO4 on new mobile data collection tool for disaster loss and damage.



**School feeding information system** was rolled out to **530** schools to manage meal provision and tendering process with suppliers.



**6 in-depth national dialogues on food system** were held, contributing to the Cambodia roadmap for Sustainable Food Systems 2030.



**SUN Business Network** was launched to mobilize private sector actors to act, invest and innovate towards better nutrition.



**11 market update bulletins** were produced through a remote price and market monitoring system.



**4 socio-economic impact assessments** were conducted in partnerships with UNICEF and ADB to monitor the socio-economic impact of COVID-19.

Under Strategic Outcome 4, WFP aims to strengthen capacities of Government partners at the national and subnational level to co-create and utilize digital solutions, produce strategic analyses, coordinate multi-sectoral actions and design data-driven policies and programmes for food security, nutrition.

This outcome was funded at 74 percent in 2021, which enabled WFP to implement most of its planned activities although some nutrition activities under Activity 5 were curtailed.

Under Activity 4, three times more government officials benefited from capacity strengthening activities than planned as the relaxation of COVID-19 restrictions in the second half of the year enabled more participants to attend trainings than anticipated. However, the number of trainings held only reached 44 percent of the target as the Government postponed the roll-out of digital solutions to some provinces as other activities were prioritised.

For Activity 5, WFP mostly exceeded output indicator targets linked to capacity strengthening, technical assistance and coordination, given the significant support provided to national efforts linked to the global food systems summit, including co-organising a series of national dialogues.

The output target linked to the number of food security assessments undertaken was not reached as the joint food security report with the National Institute of Statistics was moved to 2022 due to delays in the analysis of the underlying national survey data (Cambodia Socio Economic Survey, CSES, 2019/20) and a market survey with the Ministry of Agriculture, Forestry and Fisheries was cancelled due to COVID-19.

### Activity 4

In 2021, WFP worked in close partnership with government partners to support digital transformation and strengthen systems for disaster management and school-based social assistance, thus also supporting the results under SO3 and SO1 respectively.

#### **1. Digital tools for hazard monitoring**

The Platform for Real-time Impact and Situation Monitoring (PRISM) is a web-based hazard monitoring system, which simplifies the integration of geospatial data on climate hazards, with information on socioeconomic vulnerability from the Ministry of Planning's poverty database (IDPoor Programme). It combines data from these various sources to rapidly present decision makers with actionable information on vulnerable populations exposed to climate hazards, allowing them to prioritize assistance to those most in need.

In 2021, WFP and NCDM continued to improve PRISM for enhanced mobile data collection and reporting and to expand its capabilities by identifying satellite-based climate-related hazard indicators and proposed thresholds for floods and droughts for future integration in the system. These will be embedded in PRISM in 2022 and linkages to contingency plans and anticipatory action protocols will be developed. WFP and NCDM also rolled out a new open-source mobile data collection application.

WFP and NCDM trained district disaster management officials on collecting loss and damage information at the district level to improve data quality and consistency and ensure uptake of the tool. NCDM used PRISM for rapid assessments of loss and damage for the floods in September-October, ensuring timely information for emergency response.

## **2. Digital tools for school-based social assistance**

In 2022, WFP continued to support two information systems run by the Ministry of Education Youth and Sports to support its scholarship and school feeding programmes.

**Scholarship Information System** - In 2021, WFP continued to support the scholarship information system (previously designed by WFP and handed over to the Government), by migrating the system and data from WFP to the Ministry of Education, Youth and Sports' (MoEYS) server and providing refresher trainings to 96 officials in five provinces on use of the system. In 2021, the system was used by MoEYS to administer its scholarship programme that benefits over 58,000 students, 55 percent of whom are female, in 2,268 schools across the country.

**School Feeding Information System** - Designed to support the transition to the national school feeding programme, the School Feeding Information System supports the management of the national school feeding programme by providing decision-makers with output level data on the school meals implementation. It also supports reporting on the programme and enables the visualisation of key results.

In 2021, WFP tested the system to ensure it met the needs of end-users (including schools directors and local government staff) and training on its use was then provided by WFP and MoEYS to 150 subnational officials. Currently 530 schools implementing home-grown school feeding are successfully using the system to manage meal provision and tendering process with suppliers.

### Activity 5

In 2021, WFP provided technical assistance to government partners to produce strategic analyses, coordinate multi-sectoral actions and design data-driven policies and programmes for food security and nutrition as per the below.

### **Support to the NSFSN implementation**

In 2021, WFP alongside other development partners provided technical support to the Council for Agricultural and Rural Development (CARD) to enhance national food security and nutrition policies and programmes.

This included support to the operationalisation of the National Food Security and Nutrition Strategy, notably through the creation of dedicated provincial working groups, under the provincial governor, to improve multisectoral coordination and cooperation. Together with GIZ and HKI, WFP developed terms of reference and standard operating procedures for these working groups. WFP also committed to support the establishment and running of four provincial working groups in the provinces of Bantheay Meanchey, Odar Meanchey, Pursat, and Battambang, which will start in 2022.

In 2021, WFP also participated in various high-level, inter-ministerial forums on food security and nutrition, organised by CARD to promote regular dialogue amongst senior and technical officials from line ministries and development partners.

### **Coordination for nutrition**

As part of its leadership role in the Scaling-Up Nutrition (SUN) Movement, WFP chaired the United Nations Network (UNN) and co-chaired, with CARD, the SUN Business Network (SBN).

In collaboration with the UNN members (FAO, UNICEF, WHO and IFAD), and closely linked to the Nutrition Accelerator of the United Nations Development Assistance Framework (UNDAF), that WFP co-chairs with FAO, WFP supported interagency collaboration and coordination of nutrition efforts. The group updated the nutrition stakeholder engagement strategy first developed prior to the COVID-19 pandemic and provided coordinated and complementary support to CARD, notably in relation to the Food Systems Summit, as described below.

WFP also supported CARD to establish the SUN Business Network (SBN), which is a platform to engage and mobilize private sector actors to act, invest and innovate to improve nutrition. The SBN was officially launched in July with 20 founding members and WFP facilitated the development of the SBN five-year strategy, which was approved by the network, and co-convened the network. In this context, WFP supported Cricket House, a Cambodian start-up and SBN founding member which developed a nutritionally balanced and price competitive cricket-based snack, to take part in a

SPRINT programme of the WFP Innovation Accelerator. As a result, Cricket House was awarded a grant of 100,000 USD to further develop its product as an economical option to access nutritious snacks.

### Support to the Food Systems Summit

As part of the national efforts, led by CARD as the designated national lead convener, to contribute to the food systems summit, WFP, together with FAO, UNICEF and other development partners, supported a series of 26 national food systems dialogues. These were held between January to June and attracted a total of 1,580 participants (34 percent women) from a range of public and private actors involved with food systems.

WFP co-organised six of the national dialogues focusing on food fortification (two events); food safety; school-based nutrition; private sector’s role in nutrition; and shock responsive social protection.

Based on the outcome of these dialogues, CARD, with support of WFP and other agencies, produced the Cambodia roadmap for sustainable food systems 2030, which was presented at the September food system summit and will guide national efforts moving forward. The national dialogues and the roadmap further contributed to the formulation of joint commitments for the Nutrition for Growth (N4G) global summit, which reinforces Cambodia’s commitment to ending malnutrition in all its forms.

### Data and analysis

Strategic information and analysis are critical to guide the SDG2 agenda in Cambodia, ensuring that policies and programmes are data driven and evidence-based. WFP together with UNICEF and ADB continued the COVID-19 socio-economic impact assessment, a high-frequency household survey throughout 2021 to provide stakeholders with trends in food security and other sectors. Recognizing the added value of timely vulnerability data to inform the continued response to the pandemic, WFP and its partners will extend this survey throughout 2022. WFP and MAFF also co-published monthly market price updates, which provide insights on food price trends, market functionality and supply chains, agricultural production.

WFP supported the National Institute of Statistics (NIS) through technical and financial assistance on two flagship national surveys: the Cambodia Socio-Economic (CSES) Survey and the Cambodia Demographic and Health Survey (CDHS) and strengthened the capacity of NIS staff in food security and nutrition analysis. A food security and nutrition report will be co-produced in 2022.

Throughout 2021, WFP also participated in the joint Government-UN sub-technical working group on data for development, a forum to harmonize support on statistics.

There are no tier 1 or 2 beneficiaries under this Strategic Outcome. Since the activities focus entirely on capacity strengthening, many aspects of gender and age are not applicable, as seen in the GaM-M scores of 0 and 1 for these activities. Where possible, WFP made efforts to encourage participation from both genders in capacity strengthening activities. Gender and age were also considered in analyses.

### WFP GENDER AND AGE MARKER

CSP ACTIVITY	GAM MONITORING CODE
Develop and integrate digital information systems and provide technical assistance in their use to government officials and their counterparts.	0
Provide technical, coordination and organizational assistance to the Government and other food security, nutrition and social protection actors at the national and subnational levels.	1

## Strategic outcome 05: Development and humanitarian partners in Cambodia have access to common supply chain services throughout the year



**1,640+** square metres of warehouse space were rented out to partners.



**100%** users were satisfied with WFP's common services support.



**5 UN agencies** used WFP's warehousing services.

Under Strategic Outcome 5, WFP supports partners' development and humanitarian activities by providing them with on-demand logistics support. Through Activity 6, WFP provides bilateral services focused on warehousing to partners, on a cost-recovery basis. The income generated is used to offset some of WFP's supply chain expenditures.

In 2021, WFP provided warehousing services to five UN agencies, namely the United Nations Development Programme (UNDP), the United Nations Children's Fund (UNICEF), the United Nations Office for Project Services (UNOPS), the United Nations Volunteers (UNV) and the World Health Organization (WHO) compared with four in 2020. Building on the positive pilot to expand services to cargo handling in 2020, WFP provided cargo handling services to UNICEF for its back-to-school campaign.

Based on a user evaluation survey conducted with each partner, 100 percent of them reported satisfaction with the service, noting adequate and timely provision of services, helpful and supportive interaction with WFP and good communication.

The total storage space rented decreased by 52 percent in 2021 compared with 2020 with 1,644 m<sup>2</sup> rented to partners in 2021 compared to 3,139 m<sup>2</sup> in 2020. The income generated from Activity 6 in 2021 (USD 36,287) was similar to 2020 (USD 36,883) owing to longer storage periods. The decrease in storage space rented in 2021 is attributed to fewer emergency programmes by partners while 2020 saw a surge in activities linked to responses to the floods and to the pandemic.

In 2021, WFP has enhanced its readiness to provide logistics services to partners for emergency response activities requiring a scale up at short notice. This included the development of a tool for regular assessment of warehouse storage needs and the establishment of a surge roster of warehouse staff to enable WFP to scale up warehouse operations rapidly during emergencies or when demand is high.

Overall, in 2021, WFP provided:

- 1,000 m<sup>2</sup> of warehousing space to UNICEF as well as handling services from October to December 2021. This enabled UNICEF to store back to school kits and hygiene materials required for the safe reopening of schools in the context of COVID-19.

- 520 m<sup>2</sup> of warehousing space to UNOPS for storing a total of 49,700 mosquito nets/bales from August to December 2021.

- 124 m<sup>2</sup> of warehousing space to WHO, UNDP and UNV to temporarily store office equipment.

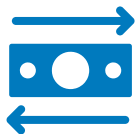
As part of the Common Back Office (CBO) exercise currently conducted by the UN in Cambodia, WFP's warehousing services could become one of the common services considered by the UN.

GaM-M is not applicable under bilateral service provision as it is a service to partner agencies.

### WFP GENDER AND AGE MARKER

CSP ACTIVITY	GAM MONITORING CODE
Provide on-demand supply chain services to other United Nations agencies and humanitarian actors.	0

## Strategic outcome 06: Vulnerable people affected by crisis in Cambodia have access to nutrition-sensitive food assistance during and after the crisis.



**175,800 people affected by floods and COVID-19 socio-economic impacts** received cash transfers.



Operational research was launched to inform **national shock responsive social protection schemes**.



**A complaints and feedback mechanism** was established to enhance accountability to the affected population.



**USD 4 million** were distributed through **mobile money**.

Under Strategic Outcome 6, WFP aims to ensure that vulnerable crisis-affected populations have access to nutrition-sensitive assistance during and after a crisis to save lives and recover livelihoods.

WFP partnered with the local NGO Life With Dignity, which supported the operationalisation and monitoring of the programme, as well as efforts on accountability to affected population. WFP also worked with the Ministry of Planning (MoP), the Ministry of Social Affairs, Veterans and Youth (MoSAVY) and the National Social Protection Council (NSPC) on the design of the intervention and to ensure synergies with the national cash transfer programme as a way to inform efforts to make social assistance more responsive to climate shocks.

Under activity 7, WFP provided cash assistance in 2021 to 175,800 people (38,985 households) who had been affected by multiple shocks, including floods and the effects of COVID. The project was implemented in 77 communes in the five provinces of Battambang, Pursat, Banteay Meanchey, Siem Reap, and Kampong Thom, which had been severely affected by the October 2020 floods.

Overall, WFP reached 93.5 percent of the planned beneficiaries, as a result of data verification (cleaning of duplicate entries in the IDPoor lists) and since some targeted beneficiaries were not present during the registration, having migrated in pursuit of livelihood opportunities. To mitigate the lower beneficiary number, WFP registered in November additional households affected by the 2021 floods in Banteay Meanchey. While less devastating than in 2020, more localised floods occurred in October 2021, and Banteay Meanchey province was particularly hit with about 20,000 households affected and significant damage to infrastructure (schools, health centres) and agricultural land, which compounded the vulnerability of communities already heightened by a significant return of migrants from Thailand.

To select the targeted areas, WFP overlaid information from the disaster management information system (PRISM) on the extent and severity of the floods with data from the Ministry of Planning's IDPoor database that was expanded in 2020 to include 200,000 additional households who had fallen in poverty due to the impact of COVID-19. The communes with the most severe flooding and the highest proportion of IDPoor households were selected. All households categorized as IDPoor residing in the targeted communes were eligible for registration in the WFP programme.

Baseline data confirmed the adequacy of the targeting. Targeted beneficiaries were more likely to have a low dietary diversity score when compared with the reference group of non-ID Poor holders (32 percent versus 15 percent) and to have engaged in some livelihood coping strategies (66 percent versus 44 percent). They were also more vulnerable economically than non-beneficiaries, with only 3.25 percent of them having monthly expenditures above the minimum expenditure basket compared to 22 percent in the reference group.

WFP used the results of the Minimum Expenditure Basket (MEB) analysis (described in the Strategic Outcome 3 section) to determine the value, duration and frequency of the cash transfers established at USD 29 per person to be provided through 4 monthly instalments using mobile money.

To contribute to making the assistance nutrition-sensitive, the transfer value was designed to make it affordable for household to purchase nutritious food and posters developed under the national cash assistance programme to



promote good nutrition practices were displayed.

WFP took strides to promote the inclusion of vulnerable groups and organized focus groups discussions to understand the specific experience of women and people living with disability. This allowed WFP and partners to better identify enablers and obstacles to participation and to design measures to adequately meet their needs moving forward.

To enhance accountability to affected population, a Community Feedback Mechanism (CFM) was established, including a hotline and dedicated communication channels with field staff of WFP and its partner. The information collected helped WFP adjust its operation to address in a systematic manner the common issues and needs raised by beneficiaries. For example, feedback on difficulties around account activation led to the decision to create local committees to oversee and support beneficiaries on this. Since September 2021, over 10,000 beneficiaries provided feedbacks through the CFM (58 percent of them through the hotline) and 100 percent of the recorded cases were closed through timely remedial action by concerned stakeholders, including WFP and its cooperating partner, as well as the Financial Service Provider and local authorities.

By the end of 2021, 91.7 percent of the planned transfers were distributed to these beneficiaries, as the project implementation faced delays linked to the COVID surge starting in February 2021 and related movement restrictions such as bans on travels between provinces, lockdowns and isolation requirements by WFP staff, partners and beneficiaries. Further, the late start of the project also did not allow WFP to complete the planned number of transfers by the end of the year. However, WFP was able to promptly register these additional beneficiaries who secured their first cash installment within two weeks of the 2021 floods.

In line with the flexibility afforded by the cash transfer modality, beneficiaries were able to use the assistance according to their household priorities and in a dignified manner. Monitoring data showed that beneficiaries used the assistance mostly to purchase food (98 percent), access health services (68 percent) and purchase hygiene items (27 percent) as well as school material (24 percent).

The assistance provided contributed to reducing the tendency to engage in livelihood coping strategies and increasing the number of households having an acceptable food consumption score. As illustrated in the preliminary monitoring data, although the use of coping strategies remained high after the intervention, beneficiaries engaged in such strategies reduced from 94 percent before the intervention to 88 percent afterwards. The percentage of beneficiaries with a borderline food consumption score also reduced from 3.5 percent to 1.6 percent after the fourth cash installment.

By ensuring that beneficiaries owned the mobile money accounts, the programme also promoted digital financial inclusion of households traditionally left out of the formal banking system, enabling them to use the accounts for saving, receiving remittances and electronic bill payments. The intervention also led to an influx of cash spent in community markets, thus stimulating the local economies.

This programme also contributed to WFP's efforts pursued under strategic outcome 3 - on making national social protection more shock responsive. To complement the national shock responsive social protection framework, currently under review by the Government, WFP, in consultation with MOSVY and NSPC designed this programme as a vertical expansion of the national COVID cash assistance scheme and in such a way as to inform potential future shock responsive social assistance schemes.

While paying due attention to distinguishing WFP's assistance from the Government programme to avoid raising expectations of future support, WFP sought synergies with the national programme and used common features and systems to the extent possible. This included: using the IDPoor data for targeting and beneficiary selection, defining its transfer value as a top-up to the Government COVID-19 cash transfers with a view to support recovery from the additional hardship induced by the floods, using a similar financial service provider for the transfer delivery, and relying on support at local level from the officials administering the Government cash transfers.

WFP also commissioned an operational research on its cash assistance to document lessons learned and make recommendations that can guide the design and implementation of future Government-led shock responsive social assistance schemes. MOSVY, NSPC are part of the reference group for this research.

Gender was fully integrated into Activity 7 and considered in all aspects of programme design, implementation and monitoring, as reflected by the GaM-M score of 3.

## **WFP GENDER AND AGE MARKER**

CSP ACTIVITY	GAM MONITORING CODE
Provide nutrition-sensitive food/CBT assistance to crisis-affected populations to save lives and recover livelihoods. (modality: food, CBT)	3

# Cross-cutting results

## Progress towards gender equality

### Improved gender equality and women's empowerment among WFP-assisted population

In 2021, Cambodia ranked 103 of 156 countries in the global Gender Gap Index, revealing a worsening situation in terms of gender equality compared to the previous year. While the COVID-19 pandemic contributed to this, gender norms and social attitudes in the public and private spheres continue to limit women's agency in the household and society.

Decisions concerning the use of cash and food at household level are generally considered to belong to women, with 71 percent of take-home ration women beneficiaries identifying as being the household decision makers (up from 67 percent last year), a proportion that reaches 86 percent for cash recipients under activity 7. Yet, women's participation in decision-making at community level still lags behind. In 2021, WFP advocated with communities to encourage women to take up leadership roles in committees linked to its programmes. Encouragingly, participation rates of women surpassed the target by 5 percent, an increase from last year. More focus will be put on achieving gender parity in 2022.

WFP conducted an action research focused on women farmers participating in the Home-Grown School Feeding (HGSF) Programme combined with trainings to promote women empowerment. This initiative identified opportunities and barriers for women farmers engaging in the HGSF food value chains and served as the basis to develop a model for women empowerment that can be replicated in the national programme.

To further understand the specific needs of women, including those heading households, and persons living with disability in poor and vulnerable households affected by shocks, WFP conducted a qualitative study on how its cash transfers were used within these families. The findings will be used to further inform the cash-based transfer design and take special measures to address the varied needs of women and people with disability.

In 2021, WFP also increased gender parity in its workforce from 38 to 49 percent as a result of efforts to broaden sourcing of candidates (e.g. widely sharing vacancy announcements with various women networks) and highlighting WFP's flexible work policies in vacancies to attract women candidates.

# Protection and accountability to affected populations

**Affected populations are able to benefit from WFP programmes in a manner that ensures and promotes their safety, dignity and integrity. Affected populations are able to hold WFP and partners accountable for meeting their hunger needs in a manner that reflects their views and preferences**

The traditional protection challenges in Cambodia, including gender-based violence, violence against children and discrimination of vulnerable groups such as elderly people and people with disabilities, have been exacerbated by the COVID-19 pandemic. Movement restrictions, lockdowns and closures of schools in 2021 have directly hindered the protection of Cambodians, making it a priority for WFP to reinforce its efforts in this direction.

## Protection

Throughout 2021, WFP participated in UN-wide protection forums such as the UNCT protection from sexual exploitation and abuse (PSEA) task force and the UN Human Rights Working Group.

Specific to its operations, WFP continued to enhance the capacity of its staff and its partners in accountability to affected populations and protection, including data protection and PSEA.

WFP also adapted its approach in line with do no harm principles. Standard operating procedures were amended to follow strict COVID-19 prevention measures at registration and distribution points and WFP took extra measures to protect the most vulnerable from undue health risks. For example, elderly beneficiaries were able to register in the cash programme through designated alternates and school feeding committees were enrolled to enforce COVID-19 safety measures during take-home ration distributions. Moreover, to ensure a safe school meal resumption, WFP and partners built over 1,500 hand-washing stations to support regular hand-washing by children.

## Data protection

WFP heightened its focus on data protection in 2021. Data privacy measures were applied to limit to the strict minimum the personal data collected and secure the data collection and management processes with support from the WFP Global Data Assurance Team (DAT) using corporate platforms. All beneficiaries were duly informed about how their personal information was going to be used and provided informed consent. Data was only shared with partners through secure means and when strictly necessary.

## Accountability to Affected Populations

WFP and its cooperating partners regularly consulted beneficiaries on programme design, beneficiary selection criteria, transfer modality choice and frequency of distributions through surveys, interviews and focus group discussions as part of its process monitoring and operational research, and took strides (through information sessions, flyers and posters) to make information about its assistance programme and entitlements accessible to targeted groups and the broader community.

In the school feeding programme, local school feeding committees played a critical role in engaging communities in the planning of the take-home rations (THR) and ensuring clear communication with beneficiaries ahead of distributions. Under Strategic Outcome 2, communities were consulted on, and participated in, the selection of the assets rehabilitated through the project. Under Strategic Outcome 6, WFP conducted focus group discussions with women-headed households and people with disability participating in the cash transfer programme to understand the specific needs and challenges they faced as well as the effects of the cash assistance. For example, feedback on challenges around account activation led to the decision to create committees working on resolving these issues.

## Community Feedback Mechanism (CFM)

While WFP sought to maximise proximity to affected populations, COVID-19 created impediments to sustained face-to-face engagement, which WFP sought to mitigate by enhancing its CFM.

The school feeding programme used an Interactive Voice Record (IVR) system to collect feedback, which was adapted to respond to feedback on THR distributions during school closures.

In addition, a dedicated multi-channel CFM was established to support accountability towards beneficiaries of the cash transfer programme (Activity 7), allowing them to raise concerns and access information on the programme. This

included setting up a phone hotline and dedicated communication channels with WFP staff and partners. WFP recruited a dedicated CFM assistant who established guidelines in line with WFP standards, trained WFP and cooperating partner field staff on feedback intake and referral, managed the community feedback received, coordinated follow-up actions and closed the loop with beneficiaries. In 2021, 20,000 cases were recorded through the various feedback channels available to beneficiaries under Activity 7. Close to 60 percent of those who reached out were women, and over 65 percent of them asked for information on PIN code activation, how to change phone numbers and how to be included in the programme. WFP was able to close all of them by year-end.

# Environment

## Targeted communities benefit from WFP programmes in a manner that does not harm the environment

Cambodia is one of the most vulnerable countries to the impact of climate change. Each year, floods and droughts severely affect the country's rural economy, which is largely characterised by climate-sensitive activities such as subsistence rainfed agriculture. Compounded by a limited adaptive capacity, these climatic shocks are forcing the most food-insecure populations to adopt negative coping strategies such as deforestation leading to further environmental degradation that exacerbates the fragility of livelihoods.

To ensure that WFP programmes do not harm the environment, WFP has mainstreamed environmental measures throughout its activities. In its school feeding programme (SO1), WFP and partners continued to promote the adoption of environmentally friendly practices and built over 150 energy-saving stoves to reduce the use of firewood and improve indoor air quality in school kitchens.

To enhance water management and reinforce water-saving measures, WFP and partners built over 1,500 water-efficient hand-washing stations, 20 water reservoirs and 41 wells. In drought-prone areas, WFP and partners continued to maintain and equip schools with rainwater harvesting facilities to take advantage of the excessive rain in rainy season.

Owing in part to the environmental benefits of community gardens, WFP continued to promote school and home gardens and distributed 3,000 kg of vegetable seeds to schools, which were further passed on parents given school closures.

Under SO2, WFP prioritized environmental safeguards. In accordance with WFP's Environmental Policy and requirements from the Government, WFP and partners conducted environmental risks screening for all asset creation projects, which were used by the environmental management authorities to assess the risk level and the adequacy of mitigation measures. In 2021, WFP completed the construction of six safe evacuation centres, which are the largest assets built by WFP. These were categorized as no risk after being screened.

WFP also took steps to reduce the impact from its in-house operations on the environment. It expanded the use of energy-saving devices such as LED light fixtures and inverter air conditioners for greater resource efficiency and improved waste management in its offices. Further opportunities for improvements have been identified through the renovation of WFP's main office to take place in early 2022.



# Take-Home Rations

Back when schools were open, I had breakfast there every day. It was delicious and I never had to worry if I had anything to eat or not, says 13-year-old Dy Sourn, with a smile, before her face turns serious. Now, what I eat each day depends on what my parents can get. Sometimes, if my parents can catch fish, we'll have a good meal. But on other days, we only eat rice with fish sauce and a small dish of fried vegetables. There are nine of us in the family.

The state of constant concern over food that Sourn describes is unfortunately common among the poorer families in Cambodia, particularly as the severe economic impact of the pandemic continues. Although the Government has achieved significant progress over the last few decades in improving living standards, malnutrition remains a challenge and many children still suffer from chronic malnutrition and accessibility of healthy and diversified food remains a serious concern for the poor.

For these reasons, the School Feeding Programme has proven invaluable. The meals provided have ensured children like Sourn receive regular nutritious food they can rely on. In Sourn's case, that has helped her to become one of her school's most outstanding students.

Unfortunately, when COVID-19 emerged and schools closed, school feeding also consequently stopped. WFP immediately designed an alternative to continue supporting children's access to food and nutrition and shifted from cooked meals in schools to Take Home Rations. In this way, WFP could support over 30,000 families identified by the Government as the poorest and whose children were normally benefitting from School Feeding. Each family was provided with rice, canned fish and vegetable oil to help meet their immediate food needs and support their continued learning by ensuring that children would not need to be sent to help earn money for food.

The programme was designed to reach families like that of Pat Prob, a pregnant mother of four who like Dy Sourn lives in Kampong Thom. We didn't earn much before the pandemic but now it is much worse, she says. Before we had our rice field, and my husband also travelled around to provide casual labour. Now it's hard for him to travel or work. I'm worried about the virus but finding food to feed everyone is a bigger, constant worry.

She looks relieved as she gathers up the food items, which make up her Take Home Ration, the third such consignment her family has received. I can't say that the rations are enough to make things great. But at this moment, I lack the basic food and rice to feed my children. This comes at the right time to relieve my family during a difficult period.

Te Tatt is the Principal of Srour Geang Elementary School in the same district and naturally shares Mrs. Yang's passion for education. Most of the villagers here are very poor and earning income for food is always a worry, he explains. Before, our students could depend on the school feeding programme so that they could get enough nutrients each day to help them focus on their studies, and be less likely to drop out. Now, they're studying online at home, and it's difficult to know whether they get enough meals or not.

This explains why he is so supportive of the Take Home Rations programme. The Rations might be not much for those families, but at least it helps them get by for a while and give the parents some respite knowing that they can feed their children. I am so happy they receive this support and hope supplies will continue until the COVID-19 situation gets better. It means a lot to those poor children and families.

11-year-old Tat Rotha hovers by his mother's side as she cooks on the day their Take Home Rations arrive. My favourite dish at school was fried mackerels, but now at home we usually have either salt or fish sauce and maybe a few vegetables my mother picks up from common spaces in our neighbourhood, he explains. Today, my mom got mackerel fish cans, vegetable oil and rice. I can't wait to have the mackerels.

# Data Notes

## Context and Operations

[1] UNDP. "2021 COVID-19 Economic and Social Impact Assessment in Cambodia". 2021.

[2] Khmer Times. <https://www.khmertimeskh.com/50973518/cambodias-poverty-line-updated-178-percent-cambodians-under-the-poverty-line/>. Last visited on January 14 2022.

[3] UNICEF, WFP. "COVID-19 Socio-Economic Impact Assessment". Phase 1 report, 2021.

[4] FAO, IFAD, UNICEF, WFP and WHO. 2021. The State of Food Security and Nutrition in the World 2021. Transforming food systems for food security, improved nutrition and affordable healthy diets for all. Rome, FAO.

## Partnerships

Our 2021 donors: Cambodia, European Civil Protection and Humanitarian Aid Operations (ECHO), Germany, Japan, KOICA, Private Sector Donors, and USA (USDA and USAID)

## Strategic outcome 01

The food expenditure share refers to the proportion of households spending more than 65 percent of their monthly budget on food.

## Strategic outcome 06

The follow-up outcome figures are preliminary data for 2021 ACR. The PDM data collection will be completed by the end February 2022.

BMC, refers to the Banteay Meanchey province that was added late 2021.

## Environment

All WFP contracts under SO1 do not have environmental and social risk assessment (ESRA). However, contracts between WFP's co-operating partners and constructors with regards to any infrastructure have such assessment in place as per requirement of the Ministry of Environment.

In SO6, there was only one contract with LWD (Life with Dignity) to implement CBT; hence, the ESA was not relevant.

For SO2, the contract with NCDD does not have the environmental and social assessment, but the infrastructures identified and managed by the commune council, all have to go through the assessment required by the Ministry of Environment.

# Annex

## Reporting on beneficiary information in WFP's annual country reports

To produce estimates of the total number of unique beneficiaries WFP has assisted yearly, the data from all activities and transfer modalities must be adjusted to eliminate overlaps and add new beneficiaries. This exercise is based on WFP's understanding of the local context, partnerships and activities; the resulting adjusted totals are recorded in COMET. The process of calculating these adjusted totals follows the rules established during the activity planning stage, these rules can be amended to reflect new information that emerges once implementation begins.

The final estimated number of beneficiaries assisted in each country is validated by country offices and entered in COMET at the end of every year:


- the total number of beneficiaries, which is the sum of all direct beneficiaries reached under all country level activities, based on the adjusted totals that seek to eliminate overlap;
- the total number of beneficiaries receiving food transfers, cash-based transfers and commodity vouchers or capacity strengthening, the sum of all direct beneficiaries reached under the activities for each of these transfer modalities, based on the adjusted estimates that seek to eliminate overlap;
- the total number of beneficiaries assisted under each programme area, the sum of all direct beneficiaries reached under WFP's eight programme areas at the country level;
- the number of schoolchildren assisted under school-based programmes, the sum of all participants assisted under the school-based programmes, adjusted to exclude overlaps and activity supporters such as teachers and cooks.


Although WFP conducts quality assurance to provide beneficiary data which are as accurate as possible, numerous challenges remain regarding data collection, verification, entry and processing. Beneficiary numbers in ACRs should be considered "best estimates", subject to over- and under- estimation.

For the 2021 reporting period, disability data has been collected using a variety of approaches; the WHO 15 percent global disability prevalence average, head counts in single activities, or disaggregation of data from post distribution monitoring reports (PDMs). As standardised guidance was not available in WFP prior to 2020, these methods have varied according to the existing needs, capacity, and experience of various WFP activities and operational contexts. Moving forward, as part of the 2020 disability inclusion road map, WFP is building on continued efforts to mainstream and standardise disability data collection methodologies, aligning with international standards and best practices.

# Figures and Indicators

## WFP contribution to SDGs

 <b>SDG 2: End hunger, achieve food security and improved nutrition and promote sustainable agriculture</b>											
WFP Strategic Goal 1: Support countries to achieve zero hunger						WFP Contribution (by WFP, or by governments or partners with WFP Support)					
SDG Indicator	National Results					SDG-related indicator	Direct				Indirect
	Unit	Female	Male	Overall	Year		Unit	Female	Male	Overall	
Prevalence of undernourishment	%			6.2	2020	Number of people reached (by WFP, or by governments or partners with WFP support) to improve their food security	Number	172,075	175,097	347,172	262057
						Number of people reached (by WFP, or by governments or partners with WFP support) in the context of emergency and protracted crisis response	Number	83,262	92,556	175,818	0

 <b>SDG 17: Strengthen the means of implementation and revitalize the global partnership for sustainable development</b>									
WFP Strategic Goal 2: Partner to support implementation of the SDGs					WFP Contribution (by WFP, or by governments or partners with WFP Support)				
SDG Indicator	National Results			SDG-related indicator	Direct		Indirect		
	Unit	Overall	Year		Unit	Overall			
Number of countries reporting progress in multi-stakeholder development effectiveness monitoring frameworks that support the achievement of the sustainable development goals	Number			Number of partners participating in multi-stakeholder partnerships (including common services and coordination platforms where WFP plays a leading or coordinating role)	Number	6			
Dollar value of financial and technical assistance (including through North-South, South-South and triangular cooperation) committed to developing countries	US\$	175,917,800	2018	Dollar value (within WFP portfolio) of technical assistance and country capacity strengthening interventions (including facilitation of South-South and triangular cooperation)	US\$	4,162,357			

## Beneficiaries by Sex and Age Group

Beneficiary Category	Gender	Planned	Actual	% Actual vs. Planned
Total Beneficiaries	male	226,180	245,245	108%
	female	224,942	253,707	113%
	total	451,122	498,952	111%

Beneficiary Category	Gender	Planned	Actual	% Actual vs. Planned
By Age Group				
0-23 months	male	4,776	1,479	31%
	female	4,569	1,400	31%
	total	9,345	2,879	31%
24-59 months	male	18,007	23,365	130%
	female	17,389	23,919	138%
	total	35,396	47,284	134%
5-11 years	male	113,478	154,624	136%
	female	109,997	147,379	134%
	total	223,475	302,003	135%
12-17 years	male	29,544	11,792	40%
	female	28,476	11,558	41%
	total	58,020	23,350	40%
18-59 years	male	54,339	47,396	87%
	female	55,561	55,974	101%
	total	109,900	103,370	94%
60+ years	male	6,036	6,589	109%
	female	8,950	13,477	151%
	total	14,986	20,066	134%

## Beneficiaries by Residence Status

Residence Status	Planned	Actual	% Actual vs. Planned
Resident	451,122	498,952	111%

## Beneficiaries by Programme Area

Programme Area	Planned	Actual	% Actual vs. Planned
School-Based Programmes	263,097	339,878	129%
Unconditional Resources Transfer	188,025	175,818	93%

## Annual Food Transfer

Commodities	Planned Distribution (mt)	Actual Distribution (mt)	% Actual vs. Planned
Everyone has access to food			
Strategic Outcome: Strategic Outcome 01			
Canned Fish	286	231	81%
Rice	2,556	1,775	69%
Split Peas	66	109	163%
Vegetable Oil	111	117	105%
Strategic Outcome: Strategic Outcome 06			

Commodities	Planned Distribution (mt)	Actual Distribution (mt)	% Actual vs. Planned
Canned Fish	0	0	0%
Rice	0	0	0%

## Annual Cash Based Transfer and Commodity Voucher

Modality	Planned Distribution (CBT)	Actual Distribution (CBT)	% Actual vs. Planned
Everyone has access to food			
Commodity Voucher	2,147,286	577,421	27%
Cash	4,512,600	4,141,110	92%

## Strategic Outcome and Output Results

Strategic Outcome 01: Vulnerable communities in Cambodia have access to nutritious, safe, diverse, convenient, affordable and preferred foods by 2025					Root Causes	
Output Results						
Activity 01: 1 Provide implementation support and technical assistance, including support to evidence-based policy and programme development, to national and subnational public and private sector actors engaged in social safety nets, particularly home-grown school feeding						
Detailed Indicator	Beneficiary Group	Sub Activity	Unit of measure	Planned	Actual	
A.1: Beneficiaries receiving commodity vouchers transfers	Children (pre-primary)	School feeding (alternative take-home rations)	Female	0	3,233	
			Male	0	2,823	
			<b>Total</b>	<b>0</b>	<b>6,056</b>	
A.1: Beneficiaries receiving commodity vouchers transfers	Children (pre-primary)	School feeding (on-site)	Female	8,165	6,834	
			Male	8,458	6,425	
			<b>Total</b>	<b>16,623</b>	<b>13,259</b>	
A.1: Beneficiaries receiving commodity vouchers transfers	Students (primary schools)	School feeding (alternative take-home rations)	Female	0	44,826	
			Male	0	46,302	
			<b>Total</b>	<b>0</b>	<b>91,128</b>	
A.1: Beneficiaries receiving commodity vouchers transfers	Students (primary schools)	School feeding (on-site)	Female	88,270	46,069	
			Male	91,140	48,633	
			<b>Total</b>	<b>179,410</b>	<b>94,702</b>	
A.1: Beneficiaries receiving food transfers	Activity supporters	School feeding (alternative take-home rations)	Female	0	6,765	
			Male	0	1,530	
			<b>Total</b>	<b>0</b>	<b>8,295</b>	
A.1: Beneficiaries receiving food transfers	Children (pre-primary)	School feeding (alternative take-home rations)	Female	0	3,234	
			Male	0	3,350	
			<b>Total</b>	<b>0</b>	<b>6,584</b>	
A.1: Beneficiaries receiving food transfers	Children (pre-primary)	School feeding (on-site)	Female	10,395	14,903	
			Male	10,768	14,011	
			<b>Total</b>	<b>21,163</b>	<b>28,914</b>	
A.1: Beneficiaries receiving food transfers	Students (primary schools)	School feeding (alternative take-home rations)	Female	0	45,050	
			Male	0	46,534	
			<b>Total</b>	<b>0</b>	<b>91,584</b>	
A.1: Beneficiaries receiving food transfers	Students (primary schools)	School feeding (on-site)	Female	112,374	96,701	
			Male	116,028	101,876	
			<b>Total</b>	<b>228,402</b>	<b>198,577</b>	
A.2: Food transfers			MT	3,019	2,231	
A.4: Commodity Vouchers transfers			US\$	2,147,286	577,421	

Output Results				
Activity 01: 1 Provide implementation support and technical assistance, including support to evidence-based policy and programme development, to national and subnational public and private sector actors engaged in social safety nets, particularly home-grown school feeding				
Output indicator	Detailed indicator	Unit of measure	Planned	Actual
A: 1.1: Primary and pre-primary schoolchildren receive nutritious meals through a nationally owned school meals programme that supports their basic food and nutrition needs and contributes to improved educational outcomes.				
School feeding (on-site)				



A.6: Number of institutional sites assisted	A.6.12: Number of kitchens or food storage rooms rehabilitated or constructed	kitchen/food storage room	93	137
A.6: Number of institutional sites assisted	A.6.19: Number of pre-schools assisted by WFP	school	708	773
A.6: Number of institutional sites assisted	A.6.20: Number of primary schools assisted by WFP	school	908	908
A.6: Number of institutional sites assisted	A.6.22: Number of sanitation facilities rehabilitated or constructed	sanitation facility	2,075	2,010
A.6: Number of institutional sites assisted	A.6.24: Number of schools supported through home-grown school feeding model	school	682	557
A.6: Number of institutional sites assisted	A.6.32: Number of WFP-assisted schools that have school gardens for learning or complementary food input	school	800	464
A.6: Number of institutional sites assisted	A.6.9: Number of fuel or energy-efficient stoves distributed in WFP-assisted schools	stove	144	151
A: 1.4: The households of children in primary and pre-primary schools benefit from their children receiving daily school meals, which reduces the economic burden on households and improves the overall affordability of a nutritious diet.				
School feeding (on-site)				
A.8: Number of rations provided	A.8.1: Number of rations provided	ration	23,404,400	8,098,806
B: 1.1: Primary and pre-primary schoolchildren receive nutritious meals through a nationally owned school meals programme that supports their basic food and nutrition needs and contributes to improved educational outcomes.				
School feeding (on-site)				
B.1: Quantity of fortified food provided	B.1.1: Quantity of fortified food provided	Mt	2,028	1,086
C: 1.5: Primary and pre-primary schoolchildren benefit from improved capacities of the private sector, the Government, and micro- and small scale entrepreneurs, particularly women, to provide alternative options for safe, nutritious and convenient foods, thus improving diets.				
Institutional capacity strengthening activities				
C.4*: Number of people engaged in capacity strengthening initiatives facilitated by WFP to enhance national food security and nutrition stakeholder capacities (new)	C.4*.1: Number of government/national partner staff receiving technical assistance and training	individual	4,862	2,288
C.5*: Number of capacity strengthening initiatives facilitated by WFP to enhance national food security and nutrition stakeholder capacities (new)	C.5*.2: Number of training sessions/workshop organized	training session	325	363
F: 1.3: Local food producers and suppliers, particularly women, benefit from reliable, predictable food sales to home-grown school-feeding initiatives, which provide improved income-earning opportunities and contribute to increased affordability of diverse diets.				
Smallholder agricultural market support activities				
F.1: Number of smallholder farmers supported/trained	F.1.10: Number of farmer individuals supported through local purchases	individual	295	217
F.2: Quantity of fortified foods, complementary foods and specialized nutritious foods purchased from local suppliers	F.2.4: Quantity of fortified foods, complementary foods and specialized nutritious foods purchased from local suppliers	Mt	3.89	1.07
N*: 1.1: Primary and pre-primary schoolchildren receive nutritious meals through a nationally owned school meals programme that supports their basic food and nutrition needs and contributes to improved educational outcomes.				
School feeding (on-site)				
N*.1: Feeding days as percentage of total school days	N*.1.1: Feeding days as percentage of total school days	%	88	30

N*.2: Average number of school days per month on which multi-fortified or at least 4 food groups were provided (nutrition-sensitive indicator)	N*.2.1: Average number of school days per month on which multi-fortified or at least 4 food groups were provided (nutrition-sensitive indicator)	Days	20	18
N*.6: Number of children covered by Home-Grown School Feeding (HGFSF)	N*.6.1: Number of children covered by Home-Grown School Feeding (HGFSF)	Number	196,033	107,961

Outcome Results								
Activity 01: 1 Provide implementation support and technical assistance, including support to evidence-based policy and programme development, to national and subnational public and private sector actors engaged in social safety nets, particularly home-grown school feeding								
Outcome Indicator	Sex	Baseline	End-CSP Target	2021 Target	2021 Follow-up	2020 Follow-up	2019 Follow-up	source
<b>Target Group:</b> Government - <b>Location:</b> Cambodia - <b>Modality:</b> Capacity Strengthening - <b>Subactivity:</b> Institutional capacity strengthening activities								
Number of national food security and nutrition policies, programmes and system components enhanced as a result of WFP capacity strengthening (new)	Overall	0	≥5	=4	3	3	3	Secondary data
<b>Target Group:</b> School Children - <b>Location:</b> Cambodia - <b>Modality:</b> Cash, Food - <b>Subactivity:</b> School feeding (on-site)								
Dietary Diversity Score	Female	4.5	≥5.5	≥5	4.4	3.8	4.5	WFP programme monitoring WFP programme monitoring WFP programme monitoring
	Male	4.46	≥5.5	≥5	4.3	3.8	4.46	
	Overall	4.48	≥5.5	≥5	4.3	3.8	4.48	
Food Consumption Score – Nutrition: Percentage of households that consumed Hem Iron rich food daily (in the last 7 days)	Female	68.1	≥75	≥72	59.8	65.3	68.1	WFP programme monitoring WFP programme monitoring WFP programme monitoring
	Male	78.3	≥83	≥80	58.6	67.5	78.3	
	Overall	75.5	≥83	≥80	58.9	67	75.5	
Food Consumption Score – Nutrition: Percentage of households that consumed Vit A rich food daily (in the last 7 days)	Female	66.5	≥74	≥71	60.8	67.4	66.5	WFP programme monitoring WFP programme monitoring WFP programme monitoring
	Male	67.1	≥74	≥71	65.1	58.2	67.1	
	Overall	67	≥74	≥71	64	60.3	67	
Food Consumption Score – Nutrition: Percentage of households that consumed Protein rich food daily (in the last 7 days)	Female	90	≥95	≥93	83.3	88.4	90	WFP programme monitoring WFP programme monitoring WFP programme monitoring
	Male	90.6	≥95	≥93	86.1	86.7	90.6	
	Overall	90.5	≥95	≥93	85.4	87.1	90.5	

Food Consumption Score – Nutrition: Percentage of households that never consumed Hem Iron rich food (in the last 7 days)	Female	1.2	≤0	≤0	1	0	1.2	WFP
	Male	0.7	≤0	≤0	0.7	0	0.7	programme monitoring
	Overall	0.9	≤0	≤0	0.8	0	0.9	WFP programme monitoring
Food Consumption Score – Nutrition: Percentage of households that never consumed Protein rich food (in the last 7 days)	Female	0	≤0	≤0	0	0	0	WFP
	Male	0.1	≤0	≤0	0.3	0	0.1	programme monitoring
	Overall	0.1	≤0	≤0	0.3	0	0.1	WFP programme monitoring
Food Consumption Score – Nutrition: Percentage of households that never consumed Vit A rich food (in the last 7 days)	Female	1.6	≤1	≤1.3	1	0	1.6	WFP
	Male	2.1	≤1	≤1.3	0	0	2.1	programme monitoring
	Overall	2	≤1	≤1.3	0.3	0	2	WFP programme monitoring
Food Consumption Score – Nutrition: Percentage of households that sometimes consumed Hem Iron rich food (in the last 7 days)	Female	30.7	≤25	≤28	39.2	34.7	30.7	WFP
	Male	21	≤17	≤20	40.7	32.5	21	programme monitoring
	Overall	23.6	≤17	≤20	40.3	33	23.6	WFP programme monitoring
Food Consumption Score – Nutrition: Percentage of households that sometimes consumed Protein rich food (in the last 7 days)	Female	10	≤5	≤7	16.7	11.6	10	WFP
	Male	9.3	≤5	≤7	13.6	13.3	9.3	programme monitoring
	Overall	9.4	≤5	≤7	14.4	12.9	9.4	WFP programme monitoring
Food Consumption Score – Nutrition: Percentage of households that sometimes consumed Vit A rich food (in the last 7 days)	Female	31.9	≤25	≤27.7	38.2	32.6	31.9	WFP
	Male	30.8	≤25	≤27.7	34.9	41.8	30.8	programme monitoring
	Overall	31	≤25	≤27.7	35.8	39.7	31	WFP programme monitoring

Food Consumption Score: Percentage of households with Acceptable Food Consumption Score	Female	94.8	≥98	≥97	94.1	94.7	94.8	WFP
	Male	96.3	≥98	≥97	95.6	96.3	96.3	programme monitoring
	Overall	95.9	≥98	≥97	95.2	95.9	95.9	WFP programme monitoring
Food Consumption Score: Percentage of households with Borderline Food Consumption Score	Female	5.2	≤2	≤3	3.9	5.3	5.2	WFP
	Male	3.3	≤2	≤3	4.1	3.7	3.3	programme monitoring
	Overall	3.8	≤2	≤3	4	4.1	3.8	WFP programme monitoring
Food Consumption Score: Percentage of households with Poor Food Consumption Score	Female	0	≤0	≤0	2	0	0	WFP
	Male	0.4	≤0	≤0	0.3	0	0.4	programme monitoring
	Overall	0.3	≤0	≤0	0.8	0	0.3	WFP programme monitoring
Food Expenditure Share	Female	55.74	≤51	≤53	71.1	52.3	55.74	WFP
	Male	54.75	≤51	≤53	69.9	48.8	54.75	programme monitoring
	Overall	55.02	≤51	≤53	70.2	49.6	55.02	WFP programme monitoring
Retention rate / Drop-out rate (new): Drop-out rate	Female	3.79	≤2.5	≤3.5	1.25	0.15	3.81	WFP
	Male	6.22	≤2.5	≤3.5	2.16	0	4.72	programme monitoring
	Overall	5.04	≤2.5	≤3.5	1.65	0.08	4.27	WFP programme monitoring
Retention rate / Drop-out rate (new): Retention rate	Female	96.21	≥97.5	≥96.5	98.75	99.85	96.19	WFP
	Male	93.78	≥97.5	≥96.5	97.84	100	95.28	programme monitoring
	Overall	94.96	≥97.5	≥96.5	98.35	99.92	95.73	WFP programme monitoring

Strategic Outcome 02: Poor and vulnerable communities in Cambodia are more resilient to shocks and stresses in the food system by 2023				- Resilience Building	
Output Results					
Activity 02: 2 Provide implementation support and technical assistance to national and subnational public and private sector actors engaged in food production and transformation					
Output indicator	Detailed indicator	Unit of measure	Planned	Actual	
C: 2.2: Smallholder farming communities benefit from better access to information and skills that foster the production of a climate-adapted, nutritious and diverse food supply for local markets.					
Climate adaptation and risk management activities					
C.4*: Number of people engaged in capacity strengthening initiatives facilitated by WFP to enhance national food security and nutrition stakeholder capacities (new)	C.4*.1: Number of government/national partner staff receiving technical assistance and training	individual	400	183	
C.5*: Number of capacity strengthening initiatives facilitated by WFP to enhance national food security and nutrition stakeholder capacities (new)	C.5*.2: Number of training sessions/workshop organized	training session	16	6	
K: 2.2: Smallholder farming communities benefit from better access to information and skills that foster the production of a climate-adapted, nutritious and diverse food supply for local markets.					
Climate adaptation and risk management activities					
K.1: Number of partners supported	K.1.1: Number of partners supported	partner	2	2	
L: 2.1: Smallholder farming communities benefit from small-scale infrastructure and facilities that enhance resilience and facilitate climate-adapted, nutrition-sensitive food production.					
Climate adaptation and risk management activities					
L.1: Number of infrastructure works implemented, by type	L.1.1: Number of infrastructure works implemented	unit	9	9	
L.2: Amount of investments in equipment made, by type	L.2.1: Amount of investments in equipment made	US\$	1,202,444	1,198,303	

Outcome Results								
Activity 02: 2 Provide implementation support and technical assistance to national and subnational public and private sector actors engaged in food production and transformation								
Outcome Indicator	Sex	Baseline	End-CSP Target	2021 Target	2021 Follow-up	2020 Follow-up	2019 Follow-up	source
<b>Target Group:</b> Government - <b>Location:</b> Cambodia - <b>Modality:</b> Capacity Strengthening - <b>Subactivity:</b> Institutional capacity strengthening activities								
Number of national food security and nutrition policies, programmes and system components enhanced as a result of WFP capacity strengthening (new)	Overall	0	≥2	=2	1	1	0	Secondary data

Strategic Outcome 03: National and subnational institutions have strengthened capacities to mitigate risks and lead coordinated shock preparedness and response efforts by 2025 - Resilience Building				
Output Results				
Activity 03: 3 Provide technical support and backstopping to national stakeholders engaged in shock preparedness and response mechanisms and risk informed coordination				
Output indicator	Detailed indicator	Unit of measure	Planned	Actual
C: 3.1: Vulnerable communities benefit from enhancement of the instruments, systems and skill sets of national and subnational institutions for effectively safeguarding food systems through existing disaster management mechanisms.				
Emergency preparedness activities				
C.4*: Number of people engaged in capacity strengthening initiatives facilitated by WFP to enhance national food security and nutrition stakeholder capacities (new)	C.4*.1: Number of government/national partner staff receiving technical assistance and training	individual	520	1,160
C.5*: Number of capacity strengthening initiatives facilitated by WFP to enhance national food security and nutrition stakeholder capacities (new)	C.5*.2: Number of training sessions/workshop organized	training session	20	29
C: 3.3: Vulnerable communities benefit from the use of enhanced analysis of climate impact trends and adaptation/ mitigation models by national and subnational institutions, leading to more climate-smart food systems.				
Emergency preparedness activities				
C.6*: Number of tools or products developed or revised to enhance national food security and nutrition systems as a result of WFP capacity strengthening support (new)	C.6*.1: Number of tools or products developed	unit	1	3
K: 3.2: Vulnerable communities benefit from greater integration of systems for increasing the shock responsiveness of social protection mechanisms, including food reserves, at the national and subnational levels, leading to timely disaster response and access to adequate food in times of crisis.				
Emergency preparedness activities				
K.1: Number of partners supported	K.1.1: Number of partners supported	partner	1	1
M: 3.1: Vulnerable communities benefit from enhancement of the instruments, systems and skill sets of national and subnational institutions for effectively safeguarding food systems through existing disaster management mechanisms.				
Emergency preparedness activities				
M.1: Number of national coordination mechanisms supported	M.1.1: Number of national coordination mechanisms supported	unit	1	4

Outcome Results								
Activity 03: 3 Provide technical support and backstopping to national stakeholders engaged in shock preparedness and response mechanisms and risk informed coordination								
Outcome Indicator	Sex	Baseline	End-CSP Target	2021 Target	2021 Follow-up	2020 Follow-up	2019 Follow-up	source
<b>Target Group:</b> Government - <b>Location:</b> Cambodia - <b>Modality:</b> Capacity Strengthening - <b>Subactivity:</b> Institutional capacity strengthening activities								
Number of national food security and nutrition policies, programmes and system components enhanced as a result of WFP capacity strengthening (new)	Overall	0	≥3	=3	3	3	0	Secondary data

<b>Strategic Outcome 04: National and subnational institutions in Cambodia have strengthened capacities to develop, coordinate and implement well-informed, effective, and equitable actions for achieving food security and nutrition by 2030</b>	<b>- Root Causes</b>
--	----------------------

**Output Results**

**Activity 04: 4 Develop and integrate digital information systems and provide technical assistance in their use to government officials and their counterparts**

Output indicator	Detailed indicator	Unit of measure	Planned	Actual
------------------	--------------------	-----------------	---------	--------

C: 4.1: Vulnerable communities benefit from effective monitoring of risks and shocks, food security and nutrition dynamics and progress on the SDGs, which is carried out by national and subnational institutions using tailored digital platforms and used to inform effective actions for improving access to food and fostering robust food systems.

**Institutional capacity strengthening activities**

C.4*: Number of people engaged in capacity strengthening initiatives facilitated by WFP to enhance national food security and nutrition stakeholder capacities (new)	C.4*.1: Number of government/national partner staff receiving technical assistance and training	individual	50	158
C.5*: Number of capacity strengthening initiatives facilitated by WFP to enhance national food security and nutrition stakeholder capacities (new)	C.5*.2: Number of training sessions/workshop organized	training session	16	7

**Activity 05: 5 Provide technical, coordination and organizational assistance to the Government and other food security, nutrition and social protection actors at the national and subnational levels**

Output indicator	Detailed indicator	Unit of measure	Planned	Actual
------------------	--------------------	-----------------	---------	--------

C: 4.3: Cambodians benefit from food security, nutrition and social protection strategies and action plans that are well informed by the latest knowledge and that improve food security and nutrition.

**Institutional capacity strengthening activities**

C.4*: Number of people engaged in capacity strengthening initiatives facilitated by WFP to enhance national food security and nutrition stakeholder capacities (new)	C.4*.1: Number of government/national partner staff receiving technical assistance and training	individual	97	220
C.5*: Number of capacity strengthening initiatives facilitated by WFP to enhance national food security and nutrition stakeholder capacities (new)	C.5*.1: Number of technical assistance activities provided	unit	4	3
C.5*: Number of capacity strengthening initiatives facilitated by WFP to enhance national food security and nutrition stakeholder capacities (new)	C.5*.2: Number of training sessions/workshop organized	training session	4	13
C.6*: Number of tools or products developed or revised to enhance national food security and nutrition systems as a result of WFP capacity strengthening support (new)	C.6*.1: Number of tools or products developed	unit	19	16

M: 4.2: Vulnerable communities benefit from harmonized action planning, resourcing and monitoring of food security, nutrition and social protection interventions, which are implemented through strengthened multisectoral national and subnational coordination platforms and aim to improve food security and nutrition.

**Institutional capacity strengthening activities**

M.1: Number of national coordination mechanisms supported	M.1.1: Number of national coordination mechanisms supported	unit	3	3
---	---	------	---	---

**Outcome Results**

**Activity 05: 5 Provide technical, coordination and organizational assistance to the Government and other food security, nutrition and social protection actors at the national and subnational levels**

Outcome Indicator	Sex	Baseline	End-CSP Target	2021 Target	2021 Follow-up	2020 Follow-up	2019 Follow-up	source
-------------------	-----	----------	----------------	-------------	----------------	----------------	----------------	--------



**Target Group:** Government - **Location:** Cambodia - **Modality:** Capacity Strengthening - **Subactivity:** Institutional capacity strengthening activities

Number of national food security and nutrition policies, programmes and system components enhanced as a result of WFP capacity strengthening (new)	Overall	0	≥3	=2	3	1	0	Secondary data
--	---------	---	----	----	---	---	---	----------------

**Strategic Outcome 05: Development and humanitarian partners in Cambodia have access to common supply chain services throughout the year** - **Resilience Building**

Output Results				
Activity 06: 6 Provide on-demand supply chain services to other United Nations agencies and humanitarian actors				
Output indicator	Detailed indicator	Unit of measure	Planned	Actual
H: 5.1: Crisis-affected and other vulnerable people benefit from the provision of operational readiness and supply chain services to development and humanitarian partners to facilitate programme implementation.				
Service Delivery General				
H.1: Number of shared services provided, by type	H.1.15: Number of agencies and organizations using storage facilities	agency/organization	5	5
H.4: Total volume of cargo transported	H.4.25: Volume of cargo handled through storage services	m3	2,000	13,469
H.5: Percentage of cargo capacity offered against total capacity requested	H.5.1: Percentage of cargo capacity offered against total capacity requested	%	100	100

Outcome Results								
Activity 06: 6 Provide on-demand supply chain services to other United Nations agencies and humanitarian actors								
Outcome Indicator	Sex	Baseline	End-CSP Target	2021 Target	2021 Follow-up	2020 Follow-up	2019 Follow-up	source
<b>Target Group:</b> Service users - <b>Location:</b> Cambodia - <b>Modality:</b> - <b>Subactivity:</b> Supply Chain Service Provision for Third Parties								
User satisfaction rate	Overall	100	=100	=100	100	100	100	WFP programme monitoring

**Strategic Outcome 06: Vulnerable people affected by crisis in Cambodia have access to nutrition-sensitive food assistance during and after the crisis.** - **Crisis Response**

Output Results					
Activity 07: Provide nutrition-sensitive food-/cash-based assistance to crisis-affected populations to save lives and recover livelihoods.					
Detailed Indicator	Beneficiary Group	Sub Activity	Unit of measure	Planned	Actual
A.1: Beneficiaries receiving cash-based transfers	All	General Distribution	Female Male <b>Total</b>	95,517 92,508 <b>188,025</b>	92,555 83,263 <b>175,818</b>
A.3: Cash-based transfers			US\$	4,512,600	4,141,110

Outcome Results								
Activity 07: Provide nutrition-sensitive food-/cash-based assistance to crisis-affected populations to save lives and recover livelihoods.								
Outcome Indicator	Sex	Baseline	End-CSP Target	2021 Target	2021 Follow-up	2020 Follow-up	2019 Follow-up	source
<b>Target Group:</b> Affected Household in 2021 - <b>Location:</b> Cambodia - <b>Modality:</b> Cash - <b>Subactivity:</b> General Distribution								

Consumption-based Coping Strategy Index (Average)	Female	17.69	≤15	≤15	16.7			WFP survey
	Male	16.26	≤15	≤15	12.66			WFP survey
	Overall	16.65	≤15	≤15	16.4			WFP survey
Dietary Diversity Score	Female	5.04	≥5.39	≥5.39	4.93			WFP survey
	Male	4.97	≥5.32	≥5.32	5.47			WFP survey
	Overall	4.99	≥5.34	≥5.34	5.1			WFP survey
Economic capacity to meet essential needs (new)	Female	3.57	≥4.1	≥4.1	11.4			WFP survey
	Male	3.13	≥3.8	≥3.8	31.1			WFP survey
	Overall	3.25	≥3.9	≥3.9	11.8			WFP survey
Food Consumption Score – Nutrition: Percentage of households that consumed Hem Iron rich food daily (in the last 7 days)	Female	73.2	≥80	≥80	86.4			WFP survey
	Male	77	≥80	≥80	90.4			WFP survey
	Overall	75.9	≥80	≥80	89.8			WFP survey
Food Consumption Score – Nutrition: Percentage of households that consumed Vit A rich food daily (in the last 7 days)	Female	63.4	≥70	≥70	81.8			WFP survey
	Male	71.4	≥75	≥75	81.7			WFP survey
	Overall	69.2	≥75	≥75	76.4			WFP survey
Food Consumption Score – Nutrition: Percentage of households that consumed Protein rich food daily (in the last 7 days)	Female	90.2	≥95	≥95	90.9			WFP survey
	Male	94.4	≥95	≥95	99.1			WFP survey
	Overall	93.2	≥95	≥95	96.9			WFP survey
Food Consumption Score – Nutrition: Percentage of households that never consumed Hem Iron rich food (in the last 7 days)	Female	0	≤0	≤0	0			WFP survey
	Male	0.3	≤0	≤0	0			WFP survey
	Overall	0.3	≤0	≤0	0			WFP survey
Food Consumption Score – Nutrition: Percentage of households that never consumed Protein rich food (in the last 7 days)	Female	0	≤0	≤0	0			WFP survey
	Male	0	≤0	≤0	0			WFP survey
	Overall	0	≤0	≤0	0			WFP survey
Food Consumption Score – Nutrition: Percentage of households that never consumed Vit A rich food (in the last 7 days)	Female	0	≤0	≤0	0			WFP survey
	Male	0.7	≤0	≤0	0.5			WFP survey
	Overall	0.5	≤0	≤0	0.8			WFP survey
Food Consumption Score – Nutrition: Percentage of households that sometimes consumed Hem Iron rich food (in the last 7 days)	Female	26.8	≤20	≤20	13.6			WFP survey
	Male	22.7	≤20	≤20	9.6			WFP survey
	Overall	23.8	≤20	≤20	10.2			WFP survey
Food Consumption Score – Nutrition: Percentage of households that sometimes consumed Protein rich food (in the last 7 days)	Female	9.8	≤5	≤5	9.1			WFP survey
	Male	5.6	≤5	≤5	0.9			WFP survey
	Overall	6.8	≤5	≤5	3.1			WFP survey
Food Consumption Score – Nutrition: Percentage of households that sometimes consumed Vit A rich food (in the last 7 days)	Female	36.6	≤30	≤30	18.2			WFP survey
	Male	27.9	≤25	≤25	17.8			WFP survey
	Overall	30.3	≤25	≤25	22.8			WFP survey
Food Consumption Score: Percentage of households with Acceptable Food Consumption Score	Female	97.3	≥97	≥97	95.5			WFP survey
	Male	96.2	≥97	≥97	100			WFP survey
	Overall	96.5	≥97	≥97	98.4			WFP survey
Food Consumption Score: Percentage of households with Borderline Food Consumption Score	Female	2.7	≤3	≤3	4.5			WFP survey
	Male	3.8	≤3	≤3	0			WFP survey
	Overall	3.5	≤3	≤3	1.6			WFP survey
Food Consumption Score: Percentage of households with Poor Food Consumption Score	Female	0	≤0	≤0	0			WFP survey
	Male	0	≤0	≤0	0			WFP survey
	Overall	0	≤0	≤0	0			WFP survey

**Target Group:** Affected household in 2021 (BMC) - **Location:** Banteay Meanchey - **Modality:** Cash - **Subactivity:** General Distribution

Consumption-based Coping Strategy Index (Average)	Female	14.19	≤13	≤13				WFP survey
	Male	16.57	≤15	≤15				WFP survey
	Overall	15.75	≤14	≤14				WFP survey
Dietary Diversity Score	Female	5.14	≥5.5	≥5.5				WFP survey
	Male	5.11	≥5.47	≥5.47				WFP survey
	Overall	5.12	≥5.48	≥5.48				WFP survey
Economic capacity to meet essential needs (new)	Female	14.9	≥17	≥17				WFP survey
	Male	9.5	≥11.6	≥11.6				WFP survey
	Overall	11.4	≥13.6	≥13.6				WFP survey
Food Consumption Score – Nutrition: Percentage of households that consumed Hem Iron rich food daily (in the last 7 days)	Female	87.68	≥90	≥90				WFP survey
	Male	85.11	≥90	≥90				WFP survey
	Overall	86	≥90	≥90				WFP survey
Food Consumption Score – Nutrition: Percentage of households that consumed Vit A rich food daily (in the last 7 days)	Female	71.38	≥78	≥78				WFP survey
	Male	79.01	≥82	≥82				WFP survey
	Overall	76.38	≥82	≥82				WFP survey
Food Consumption Score – Nutrition: Percentage of households that consumed Protein rich food daily (in the last 7 days)	Female	96.74	≥98	≥98				WFP survey
	Male	96.56	≥98	≥98				WFP survey
	Overall	96.62	≥98	≥98				WFP survey
Food Consumption Score – Nutrition: Percentage of households that never consumed Hem Iron rich food (in the last 7 days)	Female	0.36	≤0	≤0				WFP survey
	Male	0.38	≤0	≤0				WFP survey
	Overall	0.38	≤0	≤0				WFP survey
Food Consumption Score – Nutrition: Percentage of households that never consumed Protein rich food (in the last 7 days)	Female	0.36	≤0	≤0				WFP survey
	Male	0	≤0	≤0				WFP survey
	Overall	0.13	≤0	≤0				WFP survey
Food Consumption Score – Nutrition: Percentage of households that never consumed Vit A rich food (in the last 7 days)	Female	0.36	≤0	≤0				WFP survey
	Male	0.57	≤0	≤0				WFP survey
	Overall	0.5	≤0	≤0				WFP survey
Food Consumption Score – Nutrition: Percentage of households that sometimes consumed Hem Iron rich food (in the last 7 days)	Female	11.96	≤10	≤10				WFP survey
	Male	14.51	≤10	≤10				WFP survey
	Overall	13.63	≤10	≤10				WFP survey
Food Consumption Score – Nutrition: Percentage of households that sometimes consumed Protein rich food (in the last 7 days)	Female	2.9	≤2	≤2				WFP survey
	Male	3.44	≤2	≤2				WFP survey
	Overall	3.25	≤2	≤2				WFP survey
Food Consumption Score – Nutrition: Percentage of households that sometimes consumed Vit A rich food (in the last 7 days)	Female	28.26	≤22	≤22				WFP survey
	Male	20.42	≤18	≤18				WFP survey
	Overall	23.13	≤18	≤18				WFP survey
Food Consumption Score: Percentage of households with Acceptable Food Consumption Score	Female	99.3	≥99.6	≥96.6				WFP survey
	Male	99.1	≥99.8	≥99.8				WFP survey
	Overall	99.1	≥99.6	≥99.6				WFP survey
Food Consumption Score: Percentage of households with Borderline Food Consumption Score	Female	0.7	≤0.4	≤0.4				WFP survey
	Male	1	≤0.2	≤0.4				WFP survey
	Overall	0.9	≤0.4	≤0.4				WFP survey
Food Consumption Score: Percentage of households with Poor Food Consumption Score	Female	0	≤0	≤0				WFP survey
	Male	0	≤0	≤0				WFP survey
	Overall	0	≤0	≤0				WFP survey

## Cross-cutting Indicators

### Progress towards gender equality indicators

Improved gender equality and women's empowerment among WFP-assisted population								
Activity 01: 1 Provide implementation support and technical assistance, including support to evidence-based policy and programme development, to national and subnational public and private sector actors engaged in social safety nets, particularly home-grown school feeding								
CrossCutting Indicator	Sex	Baseline	End-CSP Target	2021 Target	2021 Follow-up	2020 Follow-up	2019 Follow-up	source
<b>Target Group:</b> School children - <b>Location:</b> Cambodia - <b>Modality:</b> Cash, Food - <b>Subactivity:</b> School feeding (on-site)								
Proportion of food assistance decision-making entity – committees, boards, teams, etc. – members who are women - -	Overall	22.4	>30	>28	33	31.88	26.28	WFP programme monitoring
<b>Target Group:</b> School children - <b>Location:</b> Cambodia - <b>Modality:</b> Cash, Food - <b>Subactivity:</b> School feeding (take-home rations)								
Proportion of households where women, men, or both women and men make decisions on the use of food/cash/vouchers, disaggregated by transfer modality - Decisions jointly made by women and men	Overall	16.42	≥20	≥20	26.1	28.89	20.9	WFP programme monitoring
Proportion of households where women, men, or both women and men make decisions on the use of food/cash/vouchers, disaggregated by transfer modality - Decisions made by men	Overall	11.44	≤10	≤10	2.89	4.21	11.11	WFP programme monitoring
Proportion of households where women, men, or both women and men make decisions on the use of food/cash/vouchers, disaggregated by transfer modality - Decisions made by women	Overall	72.14	≤70	≤70	71.01	66.9	68.99	WFP programme monitoring
<b>Activity 07: Provide nutrition-sensitive food-/cash-based assistance to crisis-affected populations to save lives and recover livelihoods.</b>								
CrossCutting Indicator	Sex	Baseline	End-CSP Target	2021 Target	2021 Follow-up	2020 Follow-up	2019 Follow-up	source
<b>Target Group:</b> Affected household - <b>Location:</b> Cambodia - <b>Modality:</b> Cash - <b>Subactivity:</b> General Distribution								
Proportion of households where women, men, or both women and men make decisions on the use of food/cash/vouchers, disaggregated by transfer modality - Decisions jointly made by women and men	Overall	8.75	≥15	≥15	13.2			WFP programme monitoring
Proportion of households where women, men, or both women and men make decisions on the use of food/cash/vouchers, disaggregated by transfer modality - Decisions made by men	Overall	5.75	≤5	≤5	0.9			WFP programme monitoring

Proportion of households where women, men, or both women and men make decisions on the use of food/cash/vouchers, disaggregated by transfer modality - Decisions made by women	Overall	85.5	≤80	≤80	85.9			WFP programme monitoring
--	---------	------	-----	-----	------	--	--	--------------------------

## Protection indicators

Affected populations are able to benefit from WFP programmes in a manner that ensures and promotes their safety, dignity and integrity

**Activity 01: 1 Provide implementation support and technical assistance, including support to evidence-based policy and programme development, to national and subnational public and private sector actors engaged in social safety nets, particularly home-grown school feeding**

CrossCutting Indicator	Sex	Baseline	End-CSP Target	2021 Target	2021 Follow-up	2020 Follow-up	2019 Follow-up	source
<b>Target Group:</b> School children - <b>Location:</b> Cambodia - <b>Modality:</b> Cash, Food - <b>Subactivity:</b> School feeding (take-home rations)								
Proportion of targeted people receiving assistance without safety challenges (new) - -	Female	100	=100	=100	99.96	100	100	WFP programme monitoring WFP programme monitoring WFP programme monitoring
	Male	100	=100	=100	100	100	100	
	Overall	100	=100	=100	99.97	100	100	

**Activity 07: Provide nutrition-sensitive food-/cash-based assistance to crisis-affected populations to save lives and recover livelihoods.**

CrossCutting Indicator	Sex	Baseline	End-CSP Target	2021 Target	2021 Follow-up	2020 Follow-up	2019 Follow-up	source
<b>Target Group:</b> Affected household - <b>Location:</b> Cambodia - <b>Modality:</b> Cash, Food - <b>Subactivity:</b> General Distribution								
Proportion of targeted people having unhindered access to WFP programmes (new) - -	Female	100	=100	=100	100	100		WFP programme monitoring WFP programme monitoring WFP programme monitoring
	Male	100	=100	=100	100	100		
	Overall	100	=100	=100	100	100		
Proportion of targeted people receiving assistance without safety challenges (new) - -	Female	100	=100	=100	100	100		- WFP programme monitoring -
	Male	100	=100	=100	100	100		
	Overall	100	=100	=100	100	100		
Proportion of targeted people who report that WFP programmes are dignified (new) - -	Female	90	≥90	≥90	100	100		WFP programme monitoring WFP programme monitoring WFP programme monitoring
	Male	90	≥90	≥90	100	100		
	Overall	90	≥90	≥90	100	100		

## Accountability to affected population indicators

Affected populations are able to hold WFP and partners accountable for meeting their hunger needs in a manner that reflects their views and preferences

**Activity 01: 1 Provide implementation support and technical assistance, including support to evidence-based policy and programme development, to national and subnational public and private sector actors engaged in social safety nets, particularly home-grown school feeding**

CrossCutting Indicator	Sex	Baseline	End-CSP Target	2021 Target	2021 Follow-up	2020 Follow-up	2019 Follow-up	source
<b>Target Group:</b> School children - <b>Location:</b> Cambodia - <b>Modality:</b> Food - <b>Subactivity:</b> School feeding (take-home rations)								
Proportion of assisted people informed about the programme (who is included, what people will receive, length of assistance) - -	Female	85.4	=90	=95	97.5	98.41	86.24	WFP programme monitoring WFP programme monitoring WFP programme monitoring
	Male	84.8	=90	=95	96.5	95.75	85.06	
	Overall	85.1	=90	=95	97.3	97.87	85.75	

<b>Target Group:</b> Target people - <b>Location:</b> Cambodia - <b>Modality:</b> Cash, Food - <b>Subactivity:</b>								
Proportion of project activities for which beneficiary feedback is documented, analysed and integrated into programme improvements - -	Overall	100	=100	=100	100	100	100	WFP programme monitoring

**Activity 07: Provide nutrition-sensitive food-/cash-based assistance to crisis-affected populations to save lives and recover livelihoods.**

CrossCutting Indicator	Sex	Baseline	End-CSP Target	2021 Target	2021 Follow-up	2020 Follow-up	2019 Follow-up	source
<b>Target Group:</b> Affected household - <b>Location:</b> Cambodia - <b>Modality:</b> - - <b>Subactivity:</b>								
Proportion of project activities for which beneficiary feedback is documented, analysed and integrated into programme improvements - -	Overall	100	=100	=100	100			WFP programme monitoring
<b>Target Group:</b> Affected household - <b>Location:</b> Cambodia - <b>Modality:</b> Cash - <b>Subactivity:</b> General Distribution								
Proportion of assisted people informed about the programme (who is included, what people will receive, length of assistance) - -	Female			≥90	87.7			-
	Male			≥90	81.5			-
	Overall			≥90	86.2			-



## Environment indicators

Targeted communities benefit from WFP programmes in a manner that does not harm the environment								
<b>Activity 01: 1 Provide implementation support and technical assistance, including support to evidence-based policy and programme development, to national and subnational public and private sector actors engaged in social safety nets, particularly home-grown school feeding</b>								
CrossCutting Indicator	Sex	Baseline	End-CSP Target	2021 Target	2021 Follow-up	2020 Follow-up	2019 Follow-up	source
<b>Target Group:</b> School children - <b>Location:</b> Cambodia - <b>Modality:</b> - - <b>Subactivity:</b> Climate adaptation and risk management activities								
Proportion of FLAs/MOUs/CCs for CSP activities screened for environmental and social risk - -	Overall	0	=100	≥50	0			Secondary data
<b>Activity 02: 2 Provide implementation support and technical assistance to national and subnational public and private sector actors engaged in food production and transformation</b>								
CrossCutting Indicator	Sex	Baseline	End-CSP Target	2021 Target	2021 Follow-up	2020 Follow-up	2019 Follow-up	source
<b>Target Group:</b> Government - <b>Location:</b> Cambodia - <b>Modality:</b> - - <b>Subactivity:</b> Institutional capacity strengthening activities								
Proportion of FLAs/MOUs/CCs for CSP activities screened for environmental and social risk - -	Overall	0	=100	≥50	50			Secondary data
<b>Activity 07: Provide nutrition-sensitive food-/cash-based assistance to crisis-affected populations to save lives and recover livelihoods.</b>								
CrossCutting Indicator	Sex	Baseline	End-CSP Target	2021 Target	2021 Follow-up	2020 Follow-up	2019 Follow-up	source
<b>Target Group:</b> Affected household - <b>Location:</b> Cambodia - <b>Modality:</b> - - <b>Subactivity:</b> Climate adaptation and risk management activities								
Proportion of FLAs/MOUs/CCs for CSP activities screened for environmental and social risk - -	Overall	0	=100	≥50	0			Secondary data

Cover page photo © WFP/Cesar Lopez

Vann Sen and Vann San, smallholder farmers in Kampong Thom who provide vegetables to the school feeding programme, are checking their yield.

**World Food Programme**

<https://www.wfp.org/countries/cambodia>

# Financial Section

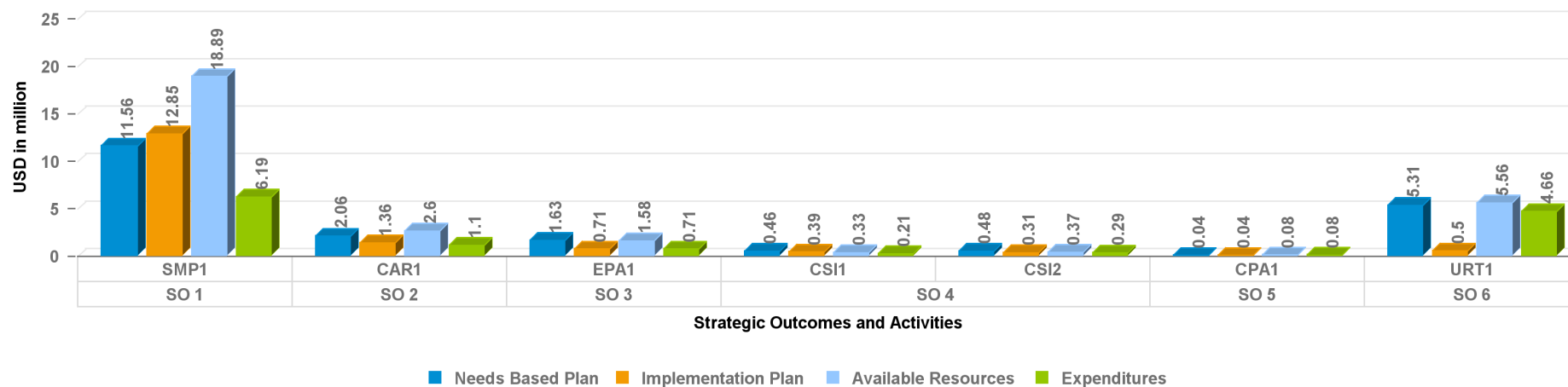
*Financial information is taken from WFP's financial records which have been submitted to WFP's auditors.*

# Annual Country Report

## Cambodia Country Portfolio Budget 2021 (2019-2023)

### Annual Financial Overview for the period 1 January to 31 December 2021 (Amount in USD)

#### Annual CPB Overview



Code	Strategic Outcome
SO 1	Vulnerable communities in Cambodia have access to nutritious, safe, diverse, convenient, affordable and preferred foods by 2025
SO 2	Poor and vulnerable communities in Cambodia are more resilient to shocks and stresses in the food system by 2023
SO 3	National and subnational institutions have strengthened capacities to mitigate risks and lead coordinated shock preparedness and response efforts by 2025
SO 4	National and subnational institutions in Cambodia have strengthened capacities to develop, coordinate and implement well-informed, effective, and equitable actions for achieving food security and nutrition by 2030
SO 5	Development and humanitarian partners in Cambodia have access to common supply chain services throughout the year
SO 6	Vulnerable people affected by crisis in Cambodia have access to nutrition-sensitive food assistance during and after the crisis.
Code	Country Activity Long Description
CAR1	2 Provide implementation support and technical assistance to national and subnational public and private sector actors engaged in food production and transformation
CPA1	6 Provide on-demand supply chain services to other United Nations agencies and humanitarian actors
CSI1	4 Develop and integrate digital information systems and provide technical assistance in their use to government officials and their counterparts
CSI2	5 Provide technical, coordination and organizational assistance to the Government and other food security, nutrition and social protection actors at the national and subnational levels
EPA1	3 Provide technical support and backstopping to national stakeholders engaged in shock preparedness and response mechanisms and risk informed coordination
SMP1	1 Provide implementation support and technical assistance, including support to evidence-based policy and programme development, to national and subnational public and private sector actors engaged in social safety nets, particularly home-grown school feeding
URT1	Provide nutrition-sensitive food-/cash-based assistance to crisis-affected populations to save lives and recover livelihoods.

# Annual Country Report

## Cambodia Country Portfolio Budget 2021 (2019-2023)

### Annual Financial Overview for the period 1 January to 31 December 2021 (Amount in USD)

Strategic Result	Strategic Outcome	Activity	Needs Based Plan	Implementation Plan	Available Resources	Expenditures
1	Vulnerable communities in Cambodia have access to nutritious, safe, diverse, convenient, affordable and preferred foods by 2025	1 Provide implementation support and technical assistance, including support to evidence-based policy and programme development, to national and subnational public and private sector actors engaged in social safety nets, particularly home-grown school feeding	11,563,547	12,852,420	18,889,251	6,186,586
	Vulnerable people affected by crisis in Cambodia have access to nutrition-sensitive food assistance during and after the crisis.	Provide nutrition-sensitive food-/cash-based assistance to crisis-affected populations to save lives and recover livelihoods.	5,312,139	502,260	5,559,546	4,660,947
<b>Subtotal Strategic Result 1. Everyone has access to food (SDG Target 2.1)</b>			<b>16,875,686</b>	<b>13,354,681</b>	<b>24,448,796</b>	<b>10,847,533</b>
4	Poor and vulnerable communities in Cambodia are more resilient to shocks and stresses in the food system by 2023	2 Provide implementation support and technical assistance to national and subnational public and private sector actors engaged in food production and transformation	2,062,979	1,362,163	2,603,136	1,102,710
<b>Subtotal Strategic Result 4. Food systems are sustainable (SDG Target 2.4)</b>			<b>2,062,979</b>	<b>1,362,163</b>	<b>2,603,136</b>	<b>1,102,710</b>

# Annual Country Report

## Cambodia Country Portfolio Budget 2021 (2019-2023)

### Annual Financial Overview for the period 1 January to 31 December 2021 (Amount in USD)

Strategic Result	Strategic Outcome	Activity	Needs Based Plan	Implementation Plan	Available Resources	Expenditures
5	National and subnational institutions have strengthened capacities to mitigate risks and lead coordinated shock preparedness and response efforts by 2025	3 Provide technical support and backstopping to national stakeholders engaged in shock preparedness and response mechanisms and risk informed coordination	1,625,315	712,879	1,576,452	710,408
	National and subnational institutions in Cambodia have strengthened capacities to develop, coordinate and implement well-informed, effective, and equitable actions for achieving food security and nutrition by 2030	4 Develop and integrate digital information systems and provide technical assistance in their use to government officials and their counterparts	463,317	391,735	327,066	210,094
		5 Provide technical, coordination and organizational assistance to the Government and other food security, nutrition and social protection actors at the national and subnational levels	481,858	312,100	368,041	292,744
<b>Subtotal Strategic Result 5. Countries have strengthened capacity to implement the SDGs (SDG Target 17.9)</b>			<b>2,570,490</b>	<b>1,416,714</b>	<b>2,271,559</b>	<b>1,213,246</b>
8	Development and humanitarian partners in Cambodia have access to common supply chain services throughout the year	6 Provide on-demand supply chain services to other United Nations agencies and humanitarian actors	36,608	37,217	79,978	75,868
<b>Subtotal Strategic Result 8. Sharing of knowledge, expertise and technology strengthen global partnership support to country efforts to achieve the SDGs (SDG Target 17.16)</b>			<b>36,608</b>	<b>37,217</b>	<b>79,978</b>	<b>75,868</b>
	Non SO Specific	Non Activity Specific	0	0	8,106,760	0
<b>Subtotal Strategic Result</b>			<b>0</b>	<b>0</b>	<b>8,106,760</b>	<b>0</b>

This computer generated report is certified by the Chief of Contribution Accounting and Donor Financial Reporting Branch (FINC)

# Annual Country Report

## Cambodia Country Portfolio Budget 2021 (2019-2023)

### Annual Financial Overview for the period 1 January to 31 December 2021 (Amount in USD)

Strategic Result	Strategic Outcome	Activity	Needs Based Plan	Implementation Plan	Available Resources	Expenditures
	<b>Total Direct Operational Cost</b>		21,545,763	16,170,775	37,510,230	13,239,357
	<b>Direct Support Cost (DSC)</b>		1,262,378	989,730	2,522,556	860,310
	<b>Total Direct Costs</b>		22,808,140	17,160,505	40,032,786	14,099,667
	<b>Indirect Support Cost (ISC)</b>		1,480,010	1,112,866	872,299	872,299
	<b>Grand Total</b>		24,288,151	18,273,371	40,905,085	14,971,965



Wanee Piyabongkarn  
Chief

Contribution Accounting and Donor Financial Reporting Branch



## Columns Definition

---

### Needs Based Plan

Latest annual approved version of operational needs as of December of the reporting year. WFP's needs-based plans constitute an appeal for resources to implement operations which are designed based on needs assessments undertaken in collaboration with government counterparts and partners

### Implementation Plan

Implementation Plan as of January of the reporting period which represents original operational prioritized needs taking into account funding forecasts of available resources and operational challenges

### Available Resources

Unspent Balance of Resources carried forward, Allocated contribution in the current year, Advances and Other resources in the current year. It excludes contributions that are stipulated by donor for use in future years

### Expenditures

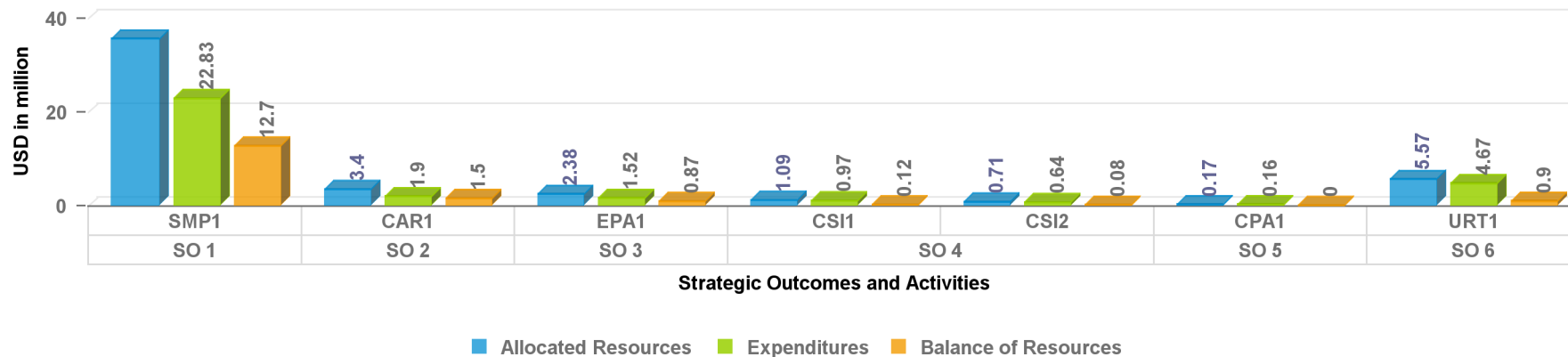
Monetary value of goods and services received and recorded within the reporting year

# Annual Country Report

## Cambodia Country Portfolio Budget 2021 (2019-2023)

### Cumulative Financial Overview as at 31 December 2021 (Amount in USD)

#### Cumulative CPB Overview



Code	Strategic Outcome
SO 1	Vulnerable communities in Cambodia have access to nutritious, safe, diverse, convenient, affordable and preferred foods by 2025
SO 2	Poor and vulnerable communities in Cambodia are more resilient to shocks and stresses in the food system by 2023
SO 3	National and subnational institutions have strengthened capacities to mitigate risks and lead coordinated shock preparedness and response efforts by 2025
SO 4	National and subnational institutions in Cambodia have strengthened capacities to develop, coordinate and implement well-informed, effective, and equitable actions for achieving food security and nutrition by 2030
SO 5	Development and humanitarian partners in Cambodia have access to common supply chain services throughout the year
SO 6	Vulnerable people affected by crisis in Cambodia have access to nutrition-sensitive food assistance during and after the crisis.
Code	Country Activity - Long Description
CAR1	2 Provide implementation support and technical assistance to national and subnational public and private sector actors engaged in food production and transformation
CPA1	6 Provide on-demand supply chain services to other United Nations agencies and humanitarian actors
CSI1	4 Develop and integrate digital information systems and provide technical assistance in their use to government officials and their counterparts
CSI2	5 Provide technical, coordination and organizational assistance to the Government and other food security, nutrition and social protection actors at the national and subnational levels
EPA1	3 Provide technical support and backstopping to national stakeholders engaged in shock preparedness and response mechanisms and risk informed coordination
SMP1	1 Provide implementation support and technical assistance, including support to evidence-based policy and programme development, to national and subnational public and private sector actors engaged in social safety nets, particularly home-grown school feeding
URT1	Provide nutrition-sensitive food-/cash-based assistance to crisis-affected populations to save lives and recover livelihoods.

# Annual Country Report

## Cambodia Country Portfolio Budget 2021 (2019-2023)

### Cumulative Financial Overview as at 31 December 2021 (Amount in USD)

Strategic Result	Strategic Outcome	Activity	Needs Based Plan	Allocated Contributions	Advance and Allocation	Allocated Resources	Expenditures	Balance of Resources
1	Vulnerable communities in Cambodia have access to nutritious, safe, diverse, convenient, affordable and preferred foods by 2025	1 Provide implementation support and technical assistance, including support to evidence-based policy and programme development, to national and subnational public and private sector actors engaged in social safety nets, particularly home-grown school feeding	28,459,348	35,532,633	0	35,532,633	22,829,968	12,702,665
	Vulnerable people affected by crisis in Cambodia have access to nutrition-sensitive food assistance during and after the crisis.	Provide nutrition-sensitive food-/cash-based assistance to crisis-affected populations to save lives and recover livelihoods.	5,765,143	5,572,251	0	5,572,251	4,673,652	898,599
<b>Subtotal Strategic Result 1. Everyone has access to food (SDG Target 2.1)</b>			<b>34,224,492</b>	<b>41,104,884</b>	<b>0</b>	<b>41,104,884</b>	<b>27,503,620</b>	<b>13,601,264</b>
4	Poor and vulnerable communities in Cambodia are more resilient to shocks and stresses in the food system by 2023	2 Provide implementation support and technical assistance to national and subnational public and private sector actors engaged in food production and transformation	5,357,947	3,400,085	0	3,400,085	1,899,659	1,500,426
<b>Subtotal Strategic Result 4. Food systems are sustainable (SDG Target 2.4)</b>			<b>5,357,947</b>	<b>3,400,085</b>	<b>0</b>	<b>3,400,085</b>	<b>1,899,659</b>	<b>1,500,426</b>

This computer generated report is certified by the Chief of Contribution Accounting and Donor Financial Reporting Branch (FINC)

# Annual Country Report

## Cambodia Country Portfolio Budget 2021 (2019-2023)

### Cumulative Financial Overview as at 31 December 2021 (Amount in USD)

Strategic Result	Strategic Outcome	Activity	Needs Based Plan	Allocated Contributions	Advance and Allocation	Allocated Resources	Expenditures	Balance of Resources
5	National and subnational institutions have strengthened capacities to mitigate risks and lead coordinated shock preparedness and response efforts by 2025	3 Provide technical support and backstopping to national stakeholders engaged in shock preparedness and response mechanisms and risk informed coordination	2,909,871	2,381,325	0	2,381,325	1,515,281	866,044
	National and subnational institutions in Cambodia have strengthened capacities to develop, coordinate and implement well-informed, effective, and equitable actions for achieving food security and nutrition by 2030	4 Develop and integrate digital information systems and provide technical assistance in their use to government officials and their counterparts	1,560,906	1,090,052	0	1,090,052	973,080	116,972
		5 Provide technical, coordination and organizational assistance to the Government and other food security, nutrition and social protection actors at the national and subnational levels	991,085	713,269	0	713,269	637,972	75,297
<b>Subtotal Strategic Result 5. Countries have strengthened capacity to implement the SDGs (SDG Target 17.9)</b>			<b>5,461,863</b>	<b>4,184,645</b>	<b>0</b>	<b>4,184,645</b>	<b>3,126,332</b>	<b>1,058,313</b>

This computer generated report is certified by the Chief of Contribution Accounting and Donor Financial Reporting Branch (FINC)

# Annual Country Report

## Cambodia Country Portfolio Budget 2021 (2019-2023)

### Cumulative Financial Overview as at 31 December 2021 (Amount in USD)

Strategic Result	Strategic Outcome	Activity	Needs Based Plan	Allocated Contributions	Advance and Allocation	Allocated Resources	Expenditures	Balance of Resources
8	Development and humanitarian partners in Cambodia have access to common supply chain services throughout the year	6 Provide on-demand supply chain services to other United Nations agencies and humanitarian actors	127,149	165,503	0	165,503	161,392	4,111
<b>Subtotal Strategic Result 8. Sharing of knowledge, expertise and technology strengthen global partnership support to country efforts to achieve the SDGs (SDG Target 17.16)</b>			<b>127,149</b>	<b>165,503</b>	<b>0</b>	<b>165,503</b>	<b>161,392</b>	<b>4,111</b>
	Non SO Specific	Non Activity Specific	0	8,106,760	0	8,106,760	0	8,106,760
<b>Subtotal Strategic Result</b>			<b>0</b>	<b>8,106,760</b>	<b>0</b>	<b>8,106,760</b>	<b>0</b>	<b>8,106,760</b>
<b>Total Direct Operational Cost</b>			<b>45,171,450</b>	<b>56,961,877</b>	<b>0</b>	<b>56,961,877</b>	<b>32,691,003</b>	<b>24,270,873</b>
<b>Direct Support Cost (DSC)</b>			<b>4,140,853</b>	<b>4,654,603</b>	<b>0</b>	<b>4,654,603</b>	<b>2,992,357</b>	<b>1,662,246</b>
<b>Total Direct Costs</b>			<b>49,312,303</b>	<b>61,616,480</b>	<b>0</b>	<b>61,616,480</b>	<b>35,683,360</b>	<b>25,933,119</b>
<b>Indirect Support Cost (ISC)</b>			<b>3,196,184</b>	<b>3,605,307</b>		<b>3,605,307</b>	<b>3,605,307</b>	<b>0</b>
<b>Grand Total</b>			<b>52,508,487</b>	<b>65,221,787</b>	<b>0</b>	<b>65,221,787</b>	<b>39,288,668</b>	<b>25,933,119</b>

This donor financial report is interim



Wannee Piyabongkarn  
Chief

Contribution Accounting and Donor Financial Reporting Branch

## Columns Definition

---

### Needs Based Plan

Latest approved version of operational needs. WFP's needs-based plans constitute an appeal for resources to implement operations which are designed based on needs assessments undertaken in collaboration with government counterparts and partners

### Allocated Contributions

Allocated contributions include confirmed contributions with exchange rate variations, multilateral contributions, miscellaneous income, resource transferred, cost recovery and other financial adjustments (e.g. refinancing). It excludes internal advance and allocation and contributions that are stipulated by donor for use in future years.

### Advance and allocation

Internal advanced/allocated resources but not repaid. This includes different types of internal advance (Internal Project Lending or Macro-advance Financing) and allocation (Immediate Response Account)

### Allocated Resources

Sum of Allocated Contributions, Advance and Allocation

### Expenditures

Cumulative monetary value of goods and services received and recorded within the reporting period

### Balance of Resources

Allocated Resources minus Expenditures