



World Food
Programme

SAVING
LIVES

CHANGING
LIVES

Mozambique

Annual Country Report 2021

Country Strategic Plan
2017 - 2022

Table of contents

Overview	3
Context and operations	7
RISK MANAGEMENT	8
Partnerships	10
CSP Financial Overview	11
Programme performance	14
STRATEGIC OUTCOME 01	14
STRATEGIC OUTCOME 02	17
STRATEGIC OUTCOME 03	20
STRATEGIC OUTCOME 04	22
STRATEGIC OUTCOME 05	25
STRATEGIC OUTCOME 06	27
STRATEGIC OUTCOME 07	28
Cross-cutting results	29
PROGRESS TOWARDS GENDER EQUALITY	29
PROTECTION AND ACCOUNTABILITY TO AFFECTED POPULATIONS	30
ENVIRONMENT	32
Bibiana's story	33
Data Notes	34
Annex	38
REPORTING ON BENEFICIARY INFORMATION IN WFP'S ANNUAL COUNTRY REPORTS	38
Figures and Indicators	39
WFP CONTRIBUTION TO SDGS	39
BENEFICIARIES BY SEX AND AGE GROUP	40
BENEFICIARIES BY RESIDENCE STATUS	41
BENEFICIARIES BY PROGRAMME AREA	41
ANNUAL FOOD TRANSFER	41
ANNUAL CASH BASED TRANSFER AND COMMODITY VOUCHER	42
STRATEGIC OUTCOME AND OUTPUT RESULTS	43
CROSS-CUTTING INDICATORS	61

Overview

Overlapping and consecutive climate shocks, combined with conflict in the north and the COVID-19 pandemic, drove alarmingly high levels of acute food insecurity in many parts of Mozambique. With 735,000 internally displaced people (IDPs) [1], the crisis in the north was one of the fastest-growing displacement crises globally in 2021. The situation was exacerbated by extreme weather events that regularly hit the country, disrupting livelihoods and destroying infrastructure. The economic situation was further affected by the COVID-19 pandemic: by the end of the year, the Omicron variant brought new restrictions and a reduction of business activities, resulting in an increase in the cost of living, ultimately affecting households living in urban areas.

WFP responded to this dire situation by scaling up its life-saving humanitarian assistance in the north, while implementing livelihoods projects in more accessible areas of Cabo Delgado, in line with the organization's changing lives agenda and working along the Humanitarian-Development-Peace nexus. Across Mozambique, WFP continued to implement development assistance, such as delivering school meals, supporting the Government to expand its social protection programme to respond to the negative socio-economic impact of the pandemic, implementing climate resilience and adaptation projects focusing on smallholder farmers and providing technical assistance to the Government on disaster preparedness and response. WFP assisted almost 2 million people in 2021, making significant progress through its seven strategic outcomes:

Strategic outcome 1: WFP employed innovative technologies to improve the Government's capacity on disaster preparedness, as well as on early warning and forecast-based financing systems. WFP continued to support the Ministry of Gender and Social Action and the National Institute for Social Action (INAS) to expand the national social protection programme to augment the response to the pandemic.

Strategic outcome 2: WFP scaled up its response to the humanitarian crisis in northern Mozambique as well as delivering food assistance to the people living in areas affected by drought, floods and cyclones. Critical nutrition programmes such as support to the Government for implementing the moderate acute malnutrition (MAM) treatment also continued throughout 2021. To restore livelihoods and enhance self-reliance, WFP has gradually coupled humanitarian assistance with resilience activities. WFP began conducting a vulnerability-based targeting exercise to ensure that the most vulnerable people are targeted, regardless of their displacement status.

Strategic outcome 3: With the reopening of schools in 2021, school feeding was crucial to ensure school attendance and retention. In collaboration with the Ministry of Education and Human Development, WFP reached over 343,545 students and their families with cooked school meals or take-home food rations. WFP also supported the provision of home-grown school meals by creating favourable conditions for local smallholder farmers.

Strategic Outcome 4: WFP worked with the Government and other stakeholders to implement gender-transformative and nutrition sensitive interventions and used them as entry-points to scale up and strengthen nutrition specific actions. Social and behavioural change communication (SBCC) campaigns were implemented across activities to create demand for healthy diets, promote health-seeking behaviours, foster women empowerment, and increase awareness of sexual and reproductive health.

Strategic Outcome 5: In support of the Ministry of Agriculture and Rural Development, WFP's support to smallholder farmers was centred around technology promotion, capacity development and market integration. These activities were fundamental to help targeted smallholders address post-harvest losses, which contributed to the availability of food across the year, and created surplus produce to sell when prices were favourable, resulting in farmers being able to improve their food security.

Strategic Outcome 6: WFP continued to play a central role in the provision of supply chain services for humanitarian and development partners, through the provision of storage, handling, transport and customs clearance.

Strategic Outcome 7: UNHAS played a pivotal role in enabling humanitarian actors to access crisis-affected areas in the Cabo Delgado province and deliver life-saving humanitarian assistance in hard-to-reach locations of northern Mozambique.

Thanks to these interventions, WFP was able to contribute to the achievement of SDG2-related indicators while working with other partners to enhance overall coordination under the umbrella of SDG17.

1,969,466

Total beneficiaries in 2021



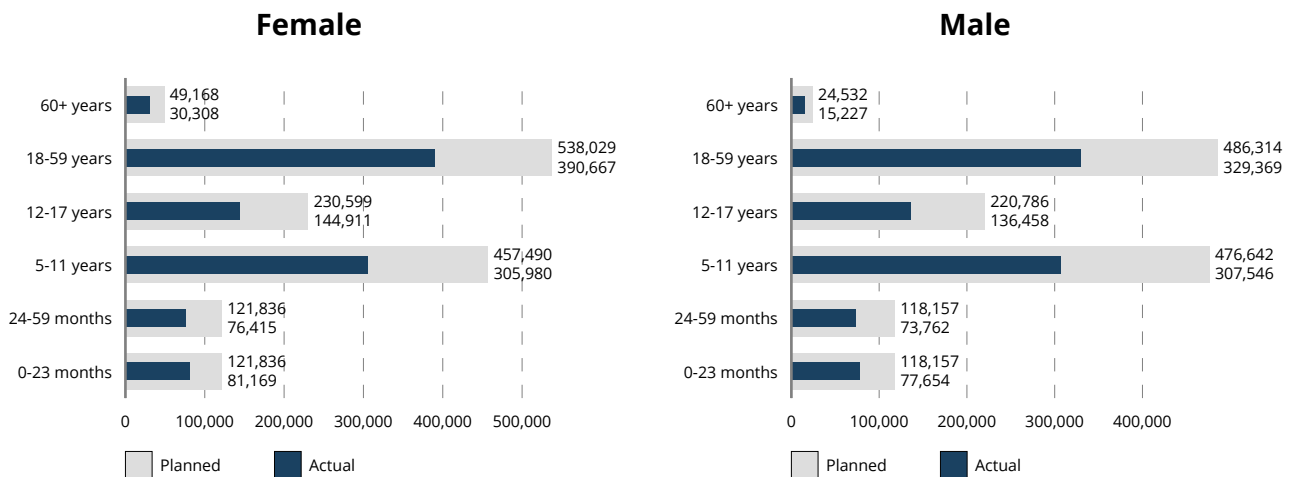
52% female



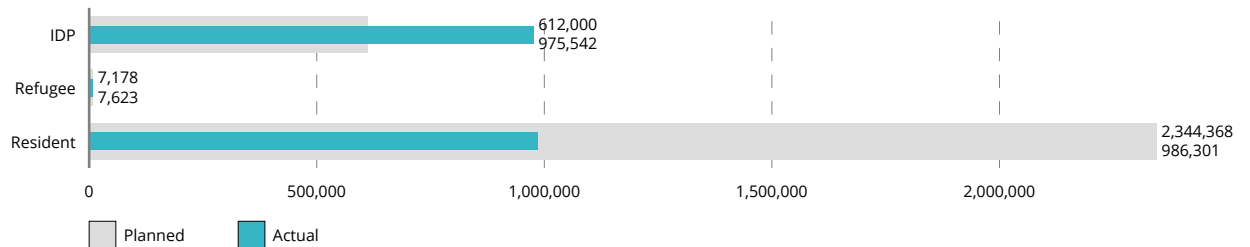
48% male

Estimated number of persons with disabilities: 49,237 (52% Female, 48% Male)

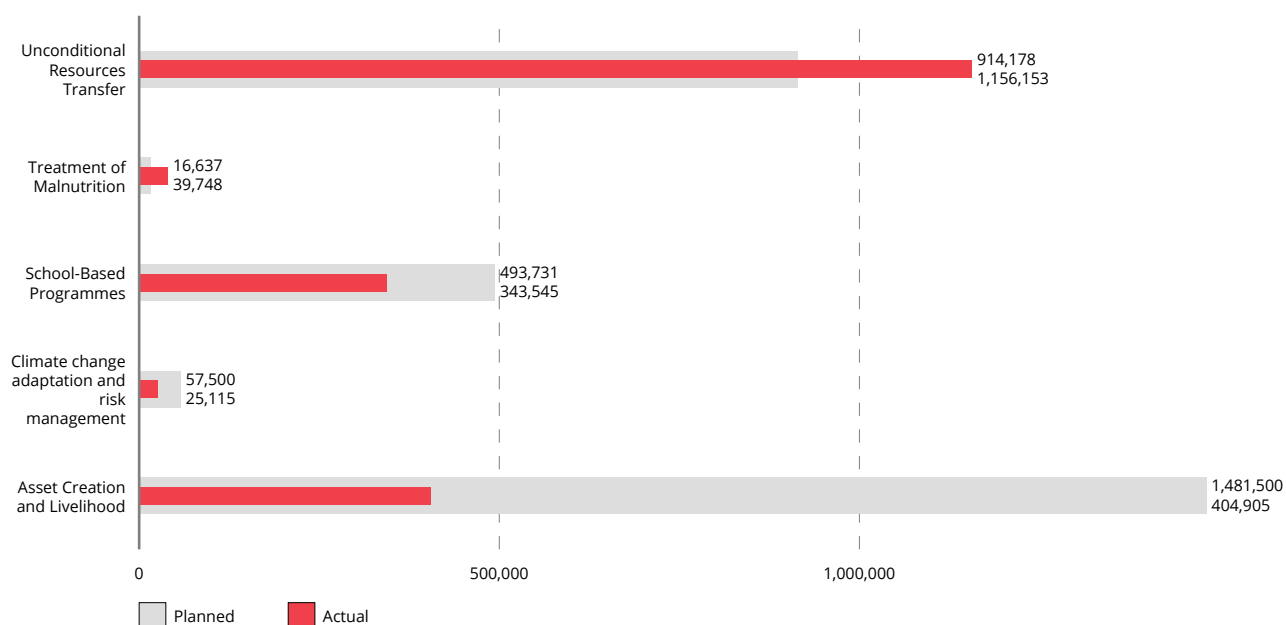
Beneficiaries by Sex and Age Group



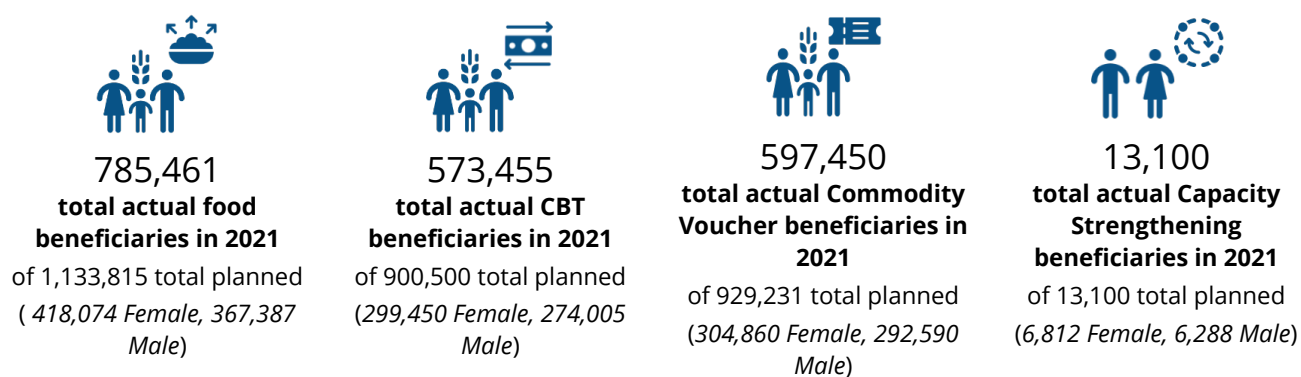
Beneficiaries by Residence Status




Beneficiaries by Programme Area



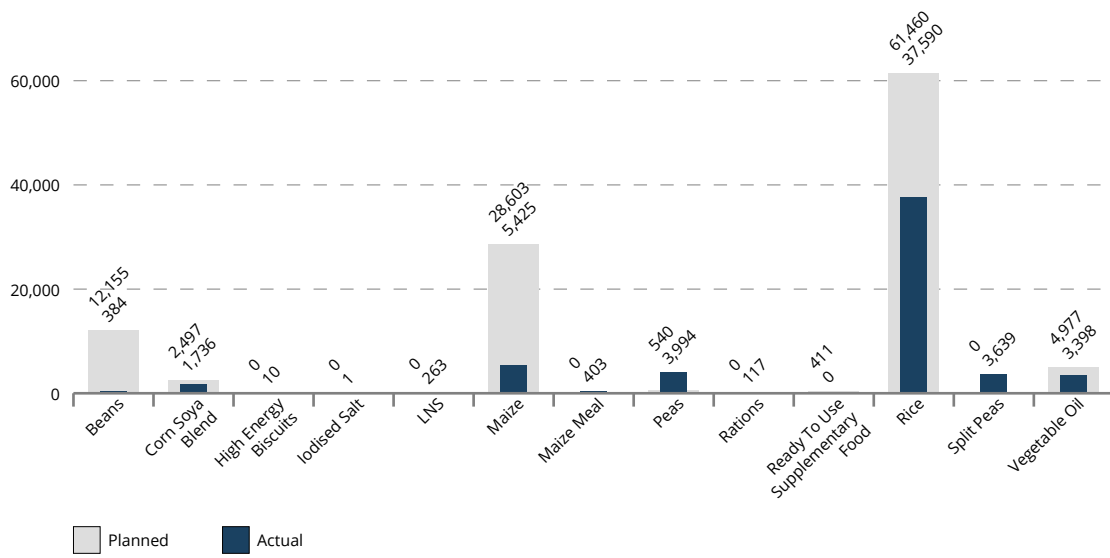
Beneficiaries by Modality



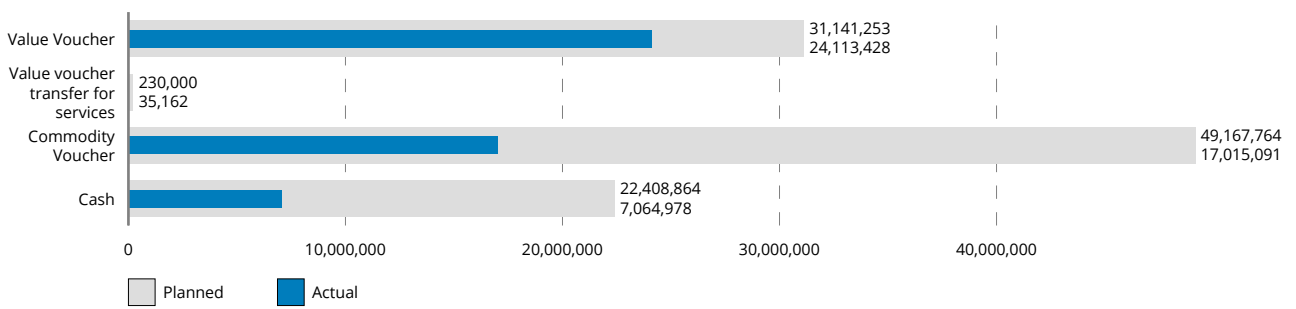
Total Food and CBT



Annual Food Transfer



Annual Cash Based Transfer and Commodity Voucher



informal workers. Akin to other countries in the region, Mozambique faces headwinds to test and vaccinate its population. By the end of 2021, only 19 percent of the population was fully vaccinated while 27 percent received at least one dose, and the country was only conducting 0.14 tests per thousand, well below other countries in the region (where data is available data) [1]. The low vaccination rates combined with the difficulty of implementing mitigation measures made Mozambique more vulnerable to the new SARS-CoV-2 variant, Omicron, which in the last months of 2021 led to a spike in the number of cases. The new variant also triggered several countries to impose travel restrictions from Mozambique which negatively impacted the economic recovery. The global pandemic has taken a toll on Mozambique's economy, with its gross domestic product (GDP) contracting by 1.3 percent in 2020, compared to a pre-COVID estimate of 4.3 percent growth [2].

The COVID-19 pandemic has deteriorated the fragile humanitarian and development situation in the country, especially in the North. The escalation of conflict dynamics and violence resulted in the displacement of over 735,000 people by November 2021 [3] since the start of the conflict in 2017. Throughout the year, significant access barriers and restrictive oversight of humanitarian operations have impeded the provision of assistance to affected populations in several areas. The access to the district of Palma, for instance, has not been completely reestablished as the situation remains extremely volatile since the high-profile attacks occurred in March 2021, when non-state armed groups (NSAGs) attacked the town of Palma, killing dozens of local people and destroying much of the town's infrastructure. The conflict has also led to the significant disruption of livelihoods, including agriculture production, access to basic services, as well as exposing populations to protection risks, especially for women and children, while increasing the social and economic pressure over the host communities. Since July 2021, troops from the Southern African Development Community (SADC) and Rwanda were deployed to Cabo Delgado to support the Mozambican forces resulting in the reopening of the humanitarian space in districts like Palma and Macomia. However, the situation remains extremely volatile as attacks from NSAGs continue to be frequent and spreading to Niassa province.

Mozambique continued to be among the countries which are most vulnerable to the negative impacts of the climate crisis. Over the last three years, five tropical cyclones (Desmond, Idai, Kenneth, Chalane, Eloise and Guambe) have caused significant damages mainly in the central provinces. Cyclone Eloise in January 2021 impacted recovery efforts from previous storms, affecting more than 344,000 people and destroying infrastructure with implications for food security and community resilience. In a country where 75 percent of the population is dependent on rain-fed agriculture [4], extreme weather events have a deep impact in the population's food security.

Moreover, Mozambique faces serious development challenges, having the eighth-lowest Human Development Index [5]. More than 73 percent of the population is in multidimensional poverty [6]. The overall literacy rate is only 60 percent 50 percent among women with about 70 percent of adolescents not completing primary education and 2.6 million out-of-school children between 6 and 12 years of age [7]. Based on available data from the Ministry of Education and Human Development, only four percent of primary school students receive school meals [8]. This situation was exacerbated by COVID-19, with over 8.5 million students in more than 15,000 schools more than 80 percent primary impacted for nearly an entire academic year in 2020.

Food security, health and nutrition are other major issues in the country. The latest Integrated Food Security Phase Classification (IPC) released in December 2021 estimated that nearly 1.9 million people in Mozambique are facing high levels of acute food insecurity; the conflict is the main cause of food insecurity and nutrition in the country [9].

Acute malnutrition is life-threatening, and in the longterm can hold back people and countries, undermining economies and development. The right nutrition at the right time can help change lives and break the cycle of poverty. Finally, around 11.5 per cent of the population is living with HIV, one of the highest incidences in the world [10]. Women of all ages are disproportionately affected by HIV, but adolescent girls and young women aged 15-24 are particularly vulnerable to infection, with a 9.8 percent prevalence rate compared to the 3.2 percent of their male peers [11]. Amongst people living with HIV, only 56 percent accessed antiretroviral treatment.

Risk Management

A major risk facing Mozambique is a potential large-scale sudden-onset emergency arising from extreme weather events, of a magnitude that would render the Government unable to respond quickly and effectively without international assistance like in 2019 after Cyclone Idai. To mitigate this possibility, WFP focused on strengthening the capacity of government institutions both at national and district levels, especially the National Institute for Disaster Risk Management.

The large displacement of population in the north due to the conflict is putting additional pressure on the limited resources of host communities which has been leading to tensions between the two groups. WFP has been increasingly investing in recovery and resilience activities, especially in areas where the host communities and IDPs have access to land. By involving the two groups, WFP expects to promote integration and longterm self-reliance, as well as mitigate

protection-related risks.

High risks of gender-based violence (GBV) persist in Mozambique, due to cultural norms resulting in early pregnancies and marriages as well as reports of sexual harassment and violence in the daily chores of seeking water and firewood among others. WFP integrates GBV communication to affected communities in its operations and provides access to community feedback mechanisms, as well as collaborates closely with protection partners to address any barriers to assistance.

The economic impact of the COVID-19 pandemic is also a risk to consider. With the FAO Food Price Index recording a ten-year high in 2021 [12], and Mozambique's high dependence on food imports, economic shocks especially variations in the exchange rate [13] can quickly translate to higher food prices, which highlight the importance of social safety nets to mitigate the impact of rising inflation. WFP continued to work with the Government to expand social safety nets and invest in longterm resilience projects.

Partnerships

WFP continued to strengthen partnerships with a wide range of actors including the Government, academia, donors, the private sector and non-governmental organizations (NGOs). In 2021, WFP made use of the UN Partner Portal which played a key role in streamlining NGO partnerships management process, supporting the identification of additional cooperating partners and serving as an initial due diligence tool.

In the field of evidence-generation on food security, WFP supported the Government [1] with the IPC analysis. WFP promoted the use of innovative technologies for disaster preparedness and response, thanks to the support from the European Union (ECHO). WFP worked in coordination with the National Institute for Disaster Risk Reduction and Management (INGD) to provide lifesaving food assistance and recovery support in areas impacted by natural and human induced disasters. WFP continued to strengthen the national moderate acute malnutrition treatment programme and expand behaviour change communication in collaboration with UNAIDS, with support from France and the UK. The multi-year Gender Transformative Nutrition-Sensitive stunting reduction programme continued to be implemented in Sofala province with the support of Austria. WFP, in coordination with the Government and UNHCR also continued food assistance to refugees in Maratane Camp. The third and last year of the refugee self-reliance project funded by the US Department of States Bureau of Population, Refugees, and Migration was also concluded in 2021.

Despite the negative impact of the pandemic on the global economy, donors continued to support life-saving interventions, particularly allocating resources to the humanitarian response to the displacement crisis in Cabo Delgado province. 2021 also marked the expansion of innovative approaches for strengthening resilience and mainstreaming conflict sensitivity. With funding from Belgium/Flanders, GCF [2] and Korea [3], WFP expanded its climate resilience activities in Gaza, Tete and Sofala provinces.

WFP is collaborating with the Government to establish Mozambique's own early warning system for drought. In this context, WFP partners with the National Meteorological Institute on drought monitoring and forecasting in different areas of the country. WFP is also supporting the Ministry of Agriculture to improve their crop monitoring and forecasting capacity. Leveraging on this, WFP is collaborating with INGD to establish forecast-based triggers for early action, hazard-based contingency plans and financing, as part of a three year initiative implemented in drought prone Gaza and Tete provinces and is supported by the EU (DEVCO), Norway and WFP's Innovation Accelerator. In 2021, WFP worked in partnership with the National Institute of Social Action (INAS) to support the redesign and implementation of national social protection programmes to assist vulnerable households in urban settings impacted by COVID-19. Government donors including USAID, Germany [4] and Canada contributed to the programme which WFP is supporting in collaboration with UNICEF and ILO.

WFP supported the National School Feeding Programme funded by the Government of Mozambique through the Russian Federation's debt for development, assisting 130,200 children throughout the country as schools reopened following COVID-19 restrictions. This is a sub-set of a range of broader partnerships (Canada, private sector, BMZ) which enabled WFP to assist 343,545 children. WFP also worked with local authorities in Tete and Nampula provinces, ensuring the continuation of the home-grown school feeding programmes and strengthening its gender lens and linkages with smallholder farmers, thanks to multi-year contributions from Canada and Corredor Logístico Integrado de Nacala. Germany/BMZ and the Global Partnership for Education supported the emergency school feeding programme implemented in the provinces affected by Cyclones Idai and Kenneth (2019).

WFP expresses its appreciation for all partners including USAID, the EU, Germany, Canada, Ireland, Austria, Japan, Sweden, Switzerland, the UK, Spain, Norway, Russian Federation, France, Italy, Brazil, GCF, KOICA and the UN CERF for their solidarity and support to the humanitarian response in northern Mozambique and development activities in climate resilience, support to smallholder farmers, nutrition and education. WFP is also appreciative of individual donors, private sector partners and foundations such as CLN, Michael Kors, Cartier Philanthropy and the Mastercard Foundation. In addition to financial support from partners, the timely and effective delivery of assistance has been made possible due to strong internal funding mechanisms and the flexibility of some partners who have allowed advance financing and flexible funding, allowing WFP to prioritise where the money adds the best value.

CSP Financial Overview

In 2021, WFP's funding needs continued to increase due to the worsening humanitarian crisis in northern Mozambique, the impacts of COVID-19 and the recurrence of climatic shocks. The level 2 emergency was further extended to cover northern Mozambique's displacement crisis. As a result, the country office benefitted from regional and corporate support for resource mobilization, advocacy and outreach.



























WFP's needs based plan (NBP) for the country strategic plan (CSP 2017-2022) stands at USD 1.09 billion. As of the end of 2021, the NBP was funded at 53.6 percent. With generous financial support from bilateral, multilateral and private sector partners as well as internal funding mechanisms, WFP resourced 106 percent of the 2021 NBP. In 2021, the NBP stood at USD 288.9 million and the available resources of USD 306.5 million included funding received in 2021, carried over funds from previous years and internal advances. Out of this amount, USD 144.7 million was received from the donor community during the year. All strategic objectives were sufficiently funded.

















Throughout 2021, two budget revisions were conducted in order to adjust the CSP and its budget to the evolving operational context. One budget revision (7) was approved in May 2021 to increase the budget and extend the duration of the CSP until 30 June 2022. Following this revision, the total funding requirement of the CSP increased from USD 805 million to over USD 1 billion, representing an increase of 34.9 percent. This increase in the CSP budget enabled WFP to effectively respond to rising food insecurity in northern Mozambique and the negative socio-economic impacts of COVID-19, as well as expand its developmental activities. Another budget revision (8) was conducted to include the provision of cash service delivery to other organizations.

Overall, resource utilization in 2021 stood at around USD 152 million. With the significant escalation of insecurity in northern Mozambique which led to population displacement, WFP had to scale up its food assistance to IDPs. The number of people assisted by WFP in the northern provinces from January to December increased threefold, reaching over 935,000 people.

In addition to financial support from bilateral and multilateral partners, the timely and effective delivery of assistance by WFP was also possible due to strong internal funding mechanisms. This included the possibility to make use of advance financing mechanisms which consisted of starting the utilization of funds before the contributions were received. In 2021, WFP received USD 29 million from the Immediate Response Account (IRA), USD 15 million from multilateral donors, and advances amounting to USD 45 million against high probability contributions which were fully repaid. In terms of longer term interventions, WFP advocates for flexible and multi-year funding which is fundamental in making lasting differences in the lives of assisted populations and making longterm investments in Government and partners' capacities.

Annual CSP Financial Overview by Strategic Outcome

	Needs Based Plan	Implementation Plan	Available Resources	Expenditure
01: Households in food insecure areas of Mozambique are able to maintain access to adequate and nutritious food throughout the year, including in times of shock.	 23,473,773.0	 21,527,044.0	 32,357,139.0	 7,372,446.0
02: Shock affected people in Mozambique are able to meet their basic food and nutrition needs during and immediately after a crisis	 199,343,394.0	 104,846,994.0	 176,706,634.0	 114,597,177.0
03: Children in chronically food insecure areas have access to nutritious food throughout the year.	 25,641,423.0	 15,027,092.0	 49,356,596.0	 8,668,835.0
04: Targeted people in prioritized areas of Mozambique have improved nutritional status in line with national targets by 2021	 3,331,919.0	 1,156,980.0	 2,837,998.0	 801,323.0
05: Targeted smallholder farmers in northern and central Mozambique have enhanced livelihoods by 2021.	 3,202,210.0	 1,863,632.0	 5,435,678.0	 1,014,835.0
06: Humanitarian and development partners in Mozambique are reliably supported by efficient and effective supply chain and ICT services and expertise.	 1,027,179.0	 388,905.0	 1,164,309.0	 644,528.0
07: Government and humanitarian partners in Mozambique have access to effective and reliable services during times of crisis.	 5,216,171.0	 1,714,743.0	 7,024,064.0	 3,881,540.0
Non strategic result and non strategic outcome specific	 0.0	 0.0	 6,855,196.0	 0.0
Total Direct Operational Cost	 261,236,069.0	 146,525,390.0	 281,737,614.0	 136,980,684.0

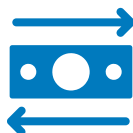
Direct Support Cost (DSC)	 10,047,268.0	 8,788,257.0	 16,457,452.0	 7,640,463.0
Total Direct Costs	 271,283,337.0	 155,313,647.0	 298,195,066.0	 144,621,147.0
Indirect Support Cost (ISC)	 17,622,588.0	 10,095,387.0	 8,336,659.0	 8,336,659.0
Grand Total	 288,905,924.0	 165,409,033.0	 306,531,726.0	 152,957,805.0

Programme performance

Strategic outcome 01: Households in food insecure areas of Mozambique are able to maintain access to adequate and nutritious food throughout the year, including in times of shock.



Over **12,000** people benefitted from coverage of **micro-insurance schemes** for **agricultural trainings**



WFP supported the Government in the **COVID-19 response** assisting **24,000** vulnerable households in Zambezia and Tete through cash-based transfers



WFP trained **30** national technicians from different national institutions on how to plan **drone operations in emergency contexts**

Under this strategic outcome, WFP provides capacity strengthening to prepare for, respond to and recover from weather-related shocks to the Government at national, subnational and community levels. WFP also provides assistance to the Government in developing hunger sensitive social protection programmes responsive to shocks, including the provision of cash entitlements to the affected population.

Activity 1 Institutional Capacity Strengthening

WFP continued its longstanding partnership with National Institute for Disaster Management (INGD) to conduct disaster risk mapping and hydrological modelling by using innovative technologies such as Unmanned Aerial Vehicles (UAVs), also known as drones, in Buzi river basin, which covers nine districts in Sofala and Manica provinces. The Buzi river basin was significantly flooded in 2019 when cyclone Idai made landfall in Sofala. The drone risk mapping identifies areas that are greatly exposed to risks accurately and helps design precise plans for preparedness and response to weather events. These mapping exercises enabled the local authorities to better predict the impact of weather events such as cyclones and flooding, and thus prepare in advance to mitigate the adverse effects. The results of this exercise benefit more than 1.1 million inhabitants who live in 342 villages located along the Buzi river basin. Drones give technicians more agility and greater precision in the information generated. 30 national technicians from different sectors, including central and provincial INGD, Ministry of Environment, Ministry of National Defense, Ministry of Interior, Civil Aviation, and the academia were trained throughout the mapping exercise.

In 2021, WFP engaged with INGD in several capacity strengthening activities to train key staff on how to plan drone operations in emergency contexts and how to process information collected through drones for analysis and evidence generation. WFP also supported the provision of equipment such as UAVs and data storage facilities to Government counterparts. Thanks to these trainings, INGD and other local authorities are better prepared to deploy and operate drones in a timely and effective manner.

WFP has also partnered with academia [1], the international search and rescue community and INGD to conduct a study on the use of drones for search and rescue operations in Boane district, Maputo province. The data collected will feed a system that will improve the accuracy of drones used for search and rescue operations in case of extreme weather events, such as cyclones and floods.

WFP has also played an important role in assessing the food security and nutritional status of the Mozambican population following cyclone Eloise, which hit Sofala in January 2021. Financial and technical assistance was provided to Government's SETSAN for data collection activities and to conduct the IPC analysis, which has allowed updating figures of acutely food insecure and malnourished people used to plan and implement food and nutrition assistance and livelihood activities.

Activity 2 Integrated Climate Risk Management (ICRM)

WFP scaled up its Integrated Climate Risk Management (ICRM) [2] project to reach 13,100 families in Tete, Gaza and Sofala provinces. Participants engage in village saving and loans groups, broadening the financial protection of households and increasing their capacity to invest in climate-smart practices (such as conservation agriculture).

Although COVID-19 significantly impacted the activities in 2021, the project continued to demonstrate positive results in terms of food security and livelihood indicators and a slight improvement of economic vulnerability amongst households. In this context, 12,015 people (2,470 men and 9,545 women) benefitted from coverage of micro-insurance schemes, with premiums at USD 15/household and a total of around USD 35,000. Additionally, an assessment on the implementation of the Participatory Integrated Climate Services for Agriculture (PICSA) methodology, run jointly with the University of Reading, UK, confirmed the relevance of sharing accurate and downscaled climate information with farmers. In Nampula and Zambezia provinces, WFP ended a pilot project for the provision of climate services and insurance technical support, in the framework of the Innovation for Agribusiness (INOVAGRO) project. The pilot was implemented in partnership with a local insurance company (Hollard insurance), government extension officers, agro-dealers, and community radios. A strategy for the marketing of insurance products in Nampula and Zambezia was developed by the end of the pilot, and WFP is currently working on a proposal to continue such activities.

WFP supported the Mozambique National Meteorology Institute (INAM), the National Institute for Disaster Management (INGD), the Ministry of Agriculture and Rural Development, and the National Institute of Social Action (INAS) at central and decentralized levels to advance the integration of the drought early warning system in the existing national processes. Meaningful and direct results of this capacity strengthening led to the inclusion of drought-anticipatory actions in the national contingency plan, as well as the presentation of the first province level seasonal forecast at the National Climate Outlook Forum in September. Continuous monitoring would enable the potential triggering of anticipatory actions during the 2021-2022 rainfall season across the drought-prone provinces of Tete and Gaza. Anticipatory actions, if triggered, could reach 10,000 beneficiaries with six-month cash-based transfers (implemented within the national shock-responsive social protection Post-Emergency Programme PASD-PE), among other actions that can help prevent and mitigate the impact on food security and livelihoods.

Activity 2 Shock-Responsive Social Protection

Following the negative economic repercussions of the COVID-19 pandemic and the lingering impact of Cyclone Idai, the Government of Mozambique further expanded its above-mentioned PASD-PE to respond to growing needs. WFP continued to provide capacity strengthening support to MGCAS and INAS, including technical support in the programme implementation. WFP assisted the Government's PASD-PE in delivering cash assistance for 11,000 vulnerable households affected by Cyclone Idai in Sofala province. In addition, WFP facilitated training sessions for 50 government staff and partners on digital cash payments, as INAS is expanding digital payments and has signed contracts with financial service providers such as Vodacom. WFP's experience is crucial in guiding the Government as it scales up its digital cash operations.

In the COVID-19 response, WFP complements the Government's efforts (especially MGCAS/INAS) in collaboration with UNICEF to assist 105,000 vulnerable urban and peri-urban households (525,000 beneficiaries, of which 367,500 are women) in Zambezia and Tete provinces through cash-based transfers. In 2021, WFP reached approximately 24,000 households with a cash entitlement of MZN 1,500 (equivalent to USD 24.5) per household per month for six months. The beneficiaries of cash transfers also benefitted from messaging on nutrition education and COVID-19 prevention. The value of the entitlement was aligned with the Government guidelines and coordinated with development partners. Distributions started in March and ended in September in Tete, whilst in Zambezia activities will be finalized in the first semester of 2022.

WFP has a crucial role in supporting intersectoral coordination to strengthen the linkages between social protection and disaster risk management (especially between INAS and INGD). In 2021, four technical sessions on the matter were conducted with the Government under the Government-led Adaptive Social Protection Working Group. Such activity led to a high-level event in October (II Social Resilience Dialogue), which resulted in an endorsed action plan, valid for two years, to advance the shock-responsive social protection agenda. This action plan has been guiding WFP's work in technical assistance to enhance national capacities to design shock-responsive social protection programmes.

In terms of systems improvement, WFP is working on supporting MGCAS and INAS to improve the efficiency of e-payments to improve timeliness, transparency and efficiency of cash payments. WFP is supporting INGD in the development of a management information system for humanitarian assistance beneficiaries, coordinating with INAS to ensure that the new INGD system and INAS' social registry are compatible and interoperable, which enhances the technical conditions for a transition from humanitarian assistance to development/social protection programmes. Additionally, WFP is coordinating with INGD and INAS in the context of the drought early warning system that now includes the activation of PASD-PE as an anticipatory action triggered by forecast [3]. Further progress on contingency funding and anticipatory disaster financing are priorities for 2022.

Gender was fully integrated into the implementation of activities that contribute to strategic outcome 1 as evidenced by WFP's Gender and Age Marker code 4. Under the ICRM workstream, focus groups were organized to assess beneficiaries' financial status ahead of the implementation of the activities. Forty eight percent of the participants were women, who were fully involved in the discussion, being able to explain their resources and needs. In the COVID-19 social protection response, over 70 percent of the beneficiaries in Tete and Zambezia provinces were women.

WFP GENDER AND AGE MARKER

CSP ACTIVITY	GAM MONITORING CODE
Provide capacity strengthening to prepare for, respond to and recover from weather related shocks to the government at the national, sub-national and community levels.	0
Provide technical assistance to the Government in making social protection programmes shock-responsive and hunger-sensitive.	4

Strategic outcome 02: Shock affected people in Mozambique are able to meet their basic food and nutrition needs during and immediately after a crisis



WFP delivered life-saving food assistance to **935,000 displaced people** and most vulnerable members of the **host communities** in northern Mozambique



WFP reached almost **20,200** children aged 6-59 months and **19,600** pregnant and lactating women with **moderate acute malnutrition treatment** services



In the immediate aftermath of **cyclone Eloise**, WFP provided **7-day and 15-day food baskets** to **10,700** people displaced

Activity 3 Cash and food assistance for crisis-affected households

WFP addresses shock-related food insecurity and nutrition needs through a range of interventions when the institutional, technical and financial response capacities of the Government are exceeded. WFP provided cash and/or food transfers to the most vulnerable families affected by crises; and invested in the prevention and mitigation of disasters through the implementation of early recovery resilience-building activities.

In response to the lean season (November 2021 March 2022), WFP provided food assistance to 427,310 people affected by the drought in Maputo, Gaza, Inhambane, Tete and Manica (southern provinces) and to resettled populations impacted by cyclone Idai in Sofala, Manica, Zambezia and Tete (central provinces). Food assistance was delivered through in-kind, e-vouchers, commodity vouchers and cash. The assisted communities were also supported through recovery and asset reconstruction activities aimed at rebuilding livelihoods, including preparing agricultural fields, expanding production areas, home gardening, rehabilitating fish tanks, constructing and improving domestic latrines, installing solar and motorized pump drip irrigation systems, and rehabilitating access roads. WFP also provided energy products and services for 12,768 people (6,895 women and 5,873 men), including installing solar pump irrigation, promoting firewood/charcoal fuel-efficient stoves at household level, and reforestation activities to ensure the replacement of trees cut for charcoal production.

In response to climatic shocks, WFP supported the Government in responding to tropical cyclone Eloise that made landfall on the coast of Mozambique on 23 January 2021, mainly affecting the central provinces of Sofala and Manica. In the immediate aftermath of the cyclone, WFP provided food assistance including 7-day and 15-day food baskets to 10,740 people displaced in temporary accommodation centres, followed by food rations covering one-month needs to 28,945 people to facilitate their return to the areas of origin. Given the impacts of Cyclone Eloise on agriculture, the Government requested WFP to continue food assistance for four months (April to July), while also supporting the restoration of livelihoods until the following harvest (July 2021). To support the recovery of cyclone-affected communities, WFP reached 36,265 people through food assistance while delivering trainings and asset creation activities to restore livelihoods. As part of this response, in June 2021, WFP and UNICEF joined efforts to meet families' food and non-food needs in areas close to functional markets. Targeted families received a commodity voucher redeemable in exchange for food and hygiene items. This joint approach enabled the two agencies to provide more holistic assistance.

In response to the conflict in northern Mozambique, WFP assisted the affected populations with general food distributions and food assistance for assets (FFA) [1]. WFP assistance included in-kind, value and commodity vouchers (including for Immediate Response Rations - IRRs), while advocating for the use of cash in emergency settings. The in-kind rations included cereals, pulses, fortified vegetable oil fulfilling 81 percent of daily individual kilocalorie requirements. The transfer value used for the value vouchers was MZN 3,600 (USD 59) per month. WFP also provided immediate food assistance through ready-to-eat IRRs to the newly displaced people on the move. The IRRs were composed of canned foods such as beans and sardine, biscuits, rice, vegetable cooking oil, intended to meet food needs for 15 days. This initiative was implemented as part of a joint interagency response with the International Organization for Migration (IOM) and UNICEF. By the end of 2021, WFP delivered life-saving food assistance to 935,000 displaced people and the most vulnerable members of the host communities in northern Mozambique. WFP also assisted people affected by a wave of violence against civilians in Palma district with commodity vouchers for food.

To ensure sustainability and strengthen linkages between humanitarian assistance and development, WFP has progressively coupled its life-saving food assistance with livelihoods activities in areas where the host and displaced communities have access to land. In 2021, livelihood projects were started in four districts of Cabo Delgado, benefitting

25,260 people both from displaced and host communities. WFP also established a partnership with the United Nations Development Programme (UNDP) in Cabo Delgado to implement a joint livelihoods project in the districts of Chiure, Montepuez, Ancuabe and Metuge. The project aimed to provide a set of manual tools and cash entitlements to almost 10,000 families to stabilize their livelihoods and help them in resettlement and income generation. A vulnerability-based targeting exercise started in October 2021 to identify the most vulnerable households regardless of their status, in order to reduce tensions between displaced and host communities and to inform WFP's targeting for food assistance, ensuring that the limited resources are utilized in the most effective manner for those most in need.

Forty nine percent of WFP's beneficiaries have an acceptable food consumption score, an increase compared to 29 percent in 2020. This result, while below the target, is still a positive development, highlighting that WFP's assistance managed to stabilize food consumption despite the challenging conditions imposed by the economic fall-out of extreme weather events, COVID-19 restrictions and the armed conflict in Cabo Delgado. Economic vulnerability measured through the food expenditure share decreased from 2020 as more beneficiaries spent less of their budgets on food. Lastly, the number of households who had to apply emergency-livelihood coping strategies increased from 2020, while stress, crisis and no coping strategies' values decreased. Among the most commonly applied livelihood-based coping strategies, beneficiaries indicated migrating their entire household, which is in line with the worsening of the IDP situation in northern provinces.

WFP continued to provide food assistance for refugees and asylum seekers (RAS) in Maratane Settlement Camp, Nampula province. At the end of the year, the number of RAS in Maratane stood at 9,530, of which 7,717 received food assistance. Due to limited resources, food rations were reduced by 20 percent fulfilling 75 percent and 48 percent of the individual daily kcal needs, respectively for full and half food baskets [2]. WFP, jointly with the National Refugee Support Institute (INAR) and other partners including UNHCR, assessed the vulnerability of households living in Maratane and its surrounding areas through a Joint Assessment Mission. The findings will inform programmatic choices, beneficiary targeting and interagency plan of actions. The 3-year inter-agency Livelihoods for Durable Solutions project, implemented in partnership with INAR, UNHCR, the Food and Agriculture Organization (FAO) and UN-Habitat, ended in May 2021. The project benefitted 7,000 refugees and host communities, helping to improve self-reliance and generate income through livelihood activities (cultivation of crops, vegetables, and poultry).

The national Nutrition Rehabilitation Programme (PRN) is a key component of the Government's efforts to treat acute malnutrition. WFP supports the PRN by providing services in 7 provinces, to children aged 6-59 months, and pregnant and lactating women and girls (PLWG) suffering from MAM, including those living with HIV. WFP supplies health centers with specialised nutritious foods (SNFs), equipment for the identification of MAM cases (including MUAC tapes) and for the registration of patient information such as beneficiary cards. WFP also provides technical support to health staff, such as training and mentoring following the PRN protocol guidelines to improve the identification, registration and treatment of MAM cases, and severe acute malnutrition (SAM) cases. WFP assisted 20,189 children aged 6-59 months (48 percent boys, 52 percent girls) and 19,559 PLWG with MAM treatment through 316 health facilities. Compared to 2020, the MAM treatment programme registered a decrease due to phasing-out from the southern provinces caused by funding constraints. In 2021, the PRN programme registered 94 percent of recoveries, 5.7 percent defaults, 0.1 percent of deaths [3].

Considering the critical nutritional situation, WFP introduced a blanket supplementary feeding programme (BSFP) as a priority for children aged 6-59 months within the northern crisis response. This intervention, which involves the provision of Super Cereal Plus in general food assistance, has the objective of preventing a deterioration of the nutritional status in children aged 6-59 months and therefore the prevalence of malnutrition. Since the start of the programme in June 2021, over 66,890 children received assistance in Ibo, Montepuez, Metuge, and Chiure districts. The assisted families also benefited from a package of other essential preventive health and nutrition services from the Government such as screening, health education, hygiene and sanitation promotion, deworming, vaccination and screening of infectious diseases.

Under the UNAIDS Division of Labour, WFP co-convenes the UN HIV in Emergencies Technical Working Group which aims at strengthening country capacities and supporting the integration of HIV in humanitarian responses. In Cabo Delgado, WFP in collaboration with partners started the detection and treatment of HIV/TB activities for IDPs and host communities. Activities started in accommodation centers in Montepuez and Mueda districts to ensure access to antiretroviral and tuberculosis treatment and ensure adequate nutrition. Activities also included identification and testing, support to mobile health brigades, referral of cases of malnutrition in children and adults with HIV and TB for food assistance and/or nutritional rehabilitation programmes and community sensitization through lectures and radio messages. This assistance targets 10,490 people in Mueda and Montepuez.

GaM M score is 4. To ensure gender equality in emergency interventions, WFP adopted community participatory approaches such as the establishment of community committees in all implementation sites. In the north, the committees are composed of at least 9 members (5 IDPs and 4 natives), are gender-balanced and represent the entire community, including the elderly, youth and disabled persons. The committees were trained on gender and protection principles, beneficiary selection and targeting criteria, and committed to a code of conduct.

WFP GENDER AND AGE MARKER

CSP ACTIVITY	GAM MONITORING CODE
Provide cash and/or food transfers to vulnerable households affected by crisis.	4

Strategic outcome 03: Children in chronically food insecure areas have access to nutritious food throughout the year.



WFP provided meals to **343,500** schoolchildren and their families



470 schools are serving **hot meals** prepared with fresh products cultivated by local **smallholder farmers**



31 **water points** were constructed or renewed in collaboration with UNICEF to provide clean water in schools

Activity 4 Institutional Capacity Strengthening for home-grown school feeding

WFP ensures that targeted school children receive a nutritious meal every day as well as benefit from improved design, finance and implementation capacity of the Government, which helps meet their basic food and nutrition needs and increases school attendance and retention. Since 2020, the COVID-19 pandemic has been heavily affecting the education system and diminishing learning opportunities of children in Mozambique with schools reopening in March 2021 after 12 months of closure. The pandemic brought additional pressure to the educational system, already challenged by chronic factors, natural and man-made disasters. With schools reopening, the school feeding programme gradually restarted across the whole country supporting a safe return of children to school. Across all schools receiving school meals, WFP included awareness-raising messages related to COVID-19 prevention and put in place preventive measures, such as the use of face masks in the distribution sites, frequent handwashing, and maintaining physical distance to ensure a safe environment for children and caregivers.

WFP has worked to ensure continuous expansion of the school feeding programmes with an increase from 100,000 school children served in 2018 to 343,545 (49 percent female) in 2021 as well as an improvement in the average number of feeding days from 15 days per month to 23 days. This positive trend is also reflected in the impact of the programme on enrollment rate with an increase of 27 percent compared to 2020 and on retention rate which is 3 percent higher than the planned target (95 percent). In 2021 the work of WFP focused on three pillars: supporting the Ministry of Education and Human Development to achieve full ownership of the National School Feeding Programme (PRONAE); strengthening the role that school feeding programme can play in channelling multi-sectoral support (including gender, water sanitation and hygiene, smallholder farmers integration, behaviour change communication); and responding to the acute needs of the children affected by natural disasters and conflicts.

In line with the agreement signed between the Government and WFP in 2018 for the use of Debt-for-Development funds from the Russian Federation, WFP continued to support the Ministry of Education and Human Development in the implementation of PRONAE. In 2021, WFP provided school meals to about 130,200 school children. During the third quarter of the year, WFP supported the expansion of the programme to 192 new schools in 42 districts that will benefit around 77,000 additional children and school staff in 2022 [1]. WFP worked in close collaboration with the Ministry of Education and Human Development to improve the nutrition-sensitiveness of the national programme by elaborating new menus with improved nutritional value adapted to the different regional contexts as well as the development of nutrition education training modules. The work with the Government has also benefited from the rich collaboration with the University of Brazil and WFP's Brazil Centre of Excellence as a WFP-facilitated South-South and Triangular Cooperation initiative. WFP supported the engagement of the government with the global School Meals Coalition. As a result, Mozambique signed the Declaration of Commitment and has joined more than 120 member states and partners towards ensuring that every child has the possibility to receive a healthy and nutritious meal in school by 2030.

WFP implemented the second year of school feeding in Cahora Bassa, Changara, Doa, Marara and Mutarara districts in Tete province, as well as in Nacala-a-Velha, Ribaue and Malema districts in Nampula province, supported by the private sector. Through these programmes, WFP provided nutritious meals to about 74,000 children in 130 schools during the academic year in 2021. Across the country, 470 schools are implementing home-grown school feeding programmes, with volunteer cooks serving daily hot meals. This programme is designed to ensure that all fresh products like sweet potato, cabbage and tomatoes are procured from nearby markets and smallholder farmers, benefitting local communities and contributing to their resilience. WFP worked with local partners and the education authorities at provincial and district levels to increase the quality of the programme and its potential impact. For example, trainings on production costs and post-harvest losses were provided to 59 smallholder farmers in Nampula. These farmers were also supported to formally register as farmers associations. This is part of WFP's work to integrate smallholder farmers as suppliers in the school feeding programme and expand the benefits of the programme to the wider community.

In Tete, gender focal points from the Provincial Directorate of Education, District Education Services and from 73 schools, as well as school directors, were trained on how to approach topics such as gender equality, gender-based violence (GBV), sexual and reproductive health, and menstrual hygiene to work with adolescent students at school to reduce barriers to girls' education. Dialogue clubs, consisting of 20 adolescents each, were created in 56 schools with the objective of creating a safe environment for students both boys and girls to learn, share and understand more about gender dynamics and challenges. Lastly, a gender assessment and a Knowledge, Attitudes and Practices survey on education, nutrition and gender were carried out in Tete to identify key areas to strengthen programme interventions for 2022 and 2023.

At the end of 2021, WFP also launched in Tete and Nampula the NutriSIM campaign in the communities surrounding the schools where trainings for activists, community leaders, radio journalists, and government representatives were conducted on themes related to the consumption of diversified and healthy foods, nutrition, maternal and child health, hygiene, and sanitation.

In response to the natural disasters and the conflict that have been exacerbating the learning deprivation of children, WFP, in collaboration with the Government, delivered on-site hot meals and monthly take-home rations (THR) to additional schools in vulnerable communities. Evidence shows that school feeding programmes can act as an incentive for children to stay in schools and reduce drop-out and absenteeism while also ensuring that children have continuous access to food. Through the emergency school feeding programme, WFP supported access to schools for girls who are disproportionately affected during crises leading to high risks of negative coping such as child marriage and early pregnancy. Girls' retention in school remains a key challenge with more than 90 percent of girls enrolling in primary school but more than half dropping out before completing Grade 5 [2]. From May 2021, more than 90,400 school children and school staff benefitted from six months of assistance in 10 districts of 4 provinces affected by the recent cyclones, namely, Cabo Delgado, Zambezia, Manica and Sofala. The assistance was provided on-site and through THR to enrolled students and teachers in most affected schools depending on the schools' infrastructure (clean water access and warehousing).

In the last trimester of 2021, WFP, in coordination with the local Government, also assisted about 48,800 displaced children and host communities in six districts affected by the northern crisis in Cabo Delgado and Nampula. This programme is implemented through THR from the last academic trimester of 2021 to the first of 2022, with six cycles of monthly distributions.

WFP invested in the provision of an integrated package of activities to ensure the school feeding programme has a strong multi-sectoral approach. For example, to ensure a holistic approach to safeguard the health of the students, 31 water points were constructed or renewed to provide clean water to schools receiving on-site school feeding programmes. This was possible through an inter-agency collaboration agreement between WFP and UNICEF running until the end of 2022 which will be reaching 40 schools in Nampula, Tete and Zambezia. WFP has also been working with UNESCO on nutrition education and supporting the Ministry of Education and Human Development for its inclusion in the primary school curricula.

The GaM M score is 4. Gender and age were well integrated into the activities involving primary school-age children, and their adult female and male caregivers. Furthermore, adolescents were involved in gender dialogue clubs and community members and school staff were sensitized on GBV.

WFP GENDER AND AGE MARKER

CSP ACTIVITY	GAM MONITORING CODE
Strengthen the capacity of the government bodies responsible for the national home grown school feeding programme.	4

Strategic outcome 04: Targeted people in prioritized areas of Mozambique have improved nutritional status in line with national targets by 2021



Under the GTNS project, WFP reached **4,100** people with **Social and Behaviour Change Communication** activities



During the cyclone Eloise response, NutriSIM campaign reached **99,700** people through **nutrition-sensitive** radio and theater messages



WFP reached **14,100** people on the move on the Beira transport corridor with **HIV/TB services** through its Roadside Wellness Centre

Activity 5 Institutional Capacity Strengthening for nutrition programmes

WFP implements multisectoral, multi-stakeholder projects that address the determinants of malnutrition from both a food and health system perspective, retaining a focus on the first 1,000 days of a child's life, on women's empowerment and gender equality.

Gender Transformative Nutrition Sensitive (GTNS)

WFP continued implementing the GTNS project [1] in Chemba district (Sofala province), targeting 1,500 families through an integrated package of food assistance for assets (FFA) using commodity vouchers, social and behaviour change communication (SBCC) and post-harvest loss (PHL) management. The project aims at strengthening households' resilience, diversifying diets and empowering women, as these are all key elements to tackle chronic malnutrition (stunting). In 2021, assets such as latrines, hand washing stations, garbage pits and fruit trees were maintained and locally produced fuel-efficient cooking stoves were provided to the households. The assets were decided by the communities through a consultative process, which ensured equal participation of women and men and that the population benefited from enhanced food security, gained access to a more diversified diet and stronger sanitation and hygiene practices. Two rounds of commodity vouchers (nutritious basket of fortified maize meal, beans, fortified oil, iodized salt, and eggs) were provided, covering 75 percent of household dietary needs. As part of the PHL activities, harvesting technologies such as hermetic bags and solar dryers for fruits and vegetables were promoted. Additionally, more than 200 community health workers have been trained and SBCC information sessions on gender, maternal nutrition and hygiene and sanitation conducted. Radio spots, live radio shows and radiophonic theatre performances were conducted covering topics of nutrition, gender, and sexual and reproductive health. While the original targets for the SBCC activities accounted for one male and female representative per household, the number of women reached was higher (1,600 male and 2,511 female) as some households have several women who attended the sessions. The project continued to support the national Nutrition Rehabilitation Programme (PRN) through awareness-raising at community-level by community health workers of PRN services and prevention of acute malnutrition.

Social Behaviour Change and Communication (SBCC) for improved nutrition

In an effort to apply a nutrition-sensitive lens on ongoing programmes, WFP developed an SBCC campaign called NutriSIM (Say YES to Nutrition). It reaches beneficiaries with multimedia messaging and education to increase dietary diversity and nutritious food choices. The SBCC strategy was developed based on an assessment of some main drivers of malnutrition in Mozambique, centered on four overall topics and including 14 key messages. The key messages were on family feeding and gender dynamics; maternal health and nutrition; infant and young child feeding (IYCF); and sanitation and hygiene. NutriSIM's SBCC activities mix community-based, mass-media and print material to reach beneficiaries through different channels. Messages build upon materials already developed by the Government to allow for alignment with longterm national plans. This campaign was first piloted in Buzi district, Sofala province, during the 2020-2021 lean season response. Field testing of materials showed that the most impactful platforms for dissemination are Radio Novela's engaging stories and spots, theatre sessions, cooking demonstrations and posters at retailers' sites. In 2021, this approach was scaled up across six provinces (Cabo Delgado, Tete, Zambezia, Manica, Sofala, Nampula) with the goal of incorporating the campaign in all WFP general food distribution and food assistance for assets programmes.

Under the WFP response to cyclone Eloise, the NutriSIM activities were initiated in Manica and Sofala provinces, involving the training of 46 people on the nutrition education manual and reaching 99,741 people (53,461 women and

46,280 men) through radio and theatre messages during implementation. The NutriSIM campaign complemented the social protection assistance in Tete and Zambezia province with messages on COVID-19, targeting all social protection beneficiaries. The main objective of the campaign is to provide nutritional education to parents and caregivers, who are also farmers and raise awareness on the importance of healthy eating habits, enabling them to ensure balanced nutrition for their children. Trainings on the campaign were conducted across provinces: in Zambezia, 127 participants (86 women and 41 men) amongst local health authorities, radio journalists and community health activists were trained on the key messages of the campaign to support implementation that will commence in 2022. In Cabo Delgado, 54 participants (30 men and 24 women) from local health authorities, theatre groups, activists and radio journalists were trained on the main topics of the NutriSIM campaign. In Tete, 116 participants (48 women and 68 men) were trained amongst activists, community leaders, school council presidents, partners, leading farmers, radio journalists, and government representatives.

WFP is also supporting the scale-up of the national Integrated Nutrition Package (PIN) which continues to have limited geographic coverage (<20 percent) and low quality of implementation. In response to the Ministry of Health request to partners, WFP will support through the provision of funds for the government provincial and district health authorities to conduct trainings for community health workers who are responsible for implementing the PIN in the communities, and funds for government supervision and mentorship, and procurement of needed materials. In addition, WFP field staff will also monitor whether the PIN activities are being implemented as planned and offer other support.

HIV BlueBox Clinic

In support to the Government, with UNAIDS funding, WFP continued supporting for the second year a Roadside Wellness Centre (RWC) for HIV/TB services for mobile populations in the Beira transport corridor (Manica province), with cooperating partners (CPs) North Star Alliance and Amend. The aim of this project is to increase access for high-risk populations (truck drivers, female sex workers and adolescents) to sexual and reproductive health services such as HIV/TB prevention and treatment. To date, 14,152 people amongst the target population have accessed the RWC for various services including HIV testing and counselling, antiretroviral therapy and screening of sexually transmitted infections. This result is 20 percent higher than the original target thanks to significant investments in community outreach and spots aired on radio to increase awareness about the RWC services. The project has reached 12,813 people through individual SBCC (65 percent women). In addition to screening for COVID-19, and due to community demand for services for the identification of sexually transmitted diseases, the project also began screening for tuberculosis and uterine cancer, which has contributed to the identification of several cases that have been referred to the specialized health unit for follow-up [2].

Scaling Up Nutrition and Nutrition Partners Forum

WFP is co-chair with JICA of the Nutrition Partners Forum in Mozambique, which brings together representatives of the Government, UN agencies, donors and civil society. Major achievements of 2021 have been: (i) supporting the launch of the Scaling Up Nutrition (SUN) Youth Network in Mozambique; (ii) coordinating and supporting the election process of the new coordinator and deputy of the SUN Civil Society Network; (iii) providing support and guidance to the Technical Secretariat for Food Security and Nutrition (SETSAN) in submitting ambitious national commitments for nutrition presented at the Nutrition 4 Growth Summit in Tokyo.

WFP continued supporting the Government's efforts to reduce chronic malnutrition through advocacy and resource mobilization efforts. A feasibility study was conducted looking at innovative financing mechanisms for nutrition programmes followed by the design of an optimal multi-sectoral nutrition programme with an overall aim to reduce stunting. Assistance to SETSAN continued to ensure the buy-in of government and strategic partners in the scoping report which intends to orient the design of a national Food Security and Nutrition information system aiming at improving timely action, decision making and policy formulation to address food insecurity and malnutrition.

Gender was fully integrated in the implementation of all activities, as reflected by the GaM M score of 4. Actions taken to support gender equality outcomes included integrating SBCC in the GTNS and NutriSIM programmes. Climate-resilient farming techniques improved nutrition and food security of households, strengthening knowledge and practice of nutrition for children below age 5 while empowering women and enabling gender equality. Furthermore, community awareness of nutrition, SBCC and emergency cash assistance was disseminated through radio and community health activists.

WFP GENDER AND AGE MARKER

CSP ACTIVITY	GAM MONITORING CODE
Provide capacity strengthening and technical assistance to government entities implementing the national strategy to combat stunting and micronutrient deficiencies.	4

Strategic outcome 05: Targeted smallholder farmers in northern and central Mozambique have enhanced livelihoods by 2021.



17,200 farmers were trained in **post-harvest handling practices**



Almost **23,700 hermetic bags** were distributed to smallholder farmers



Over **350** government extension agents (27.6% women) were trained on **hermetic storage technologies**

Activity 6 Enhancing smallholder farmers' productivity

WFP supported food production, worked to reduce post-harvest losses (PHL), enhanced smallholder farmers' access to markets through aggregation, marketing and decision-making capacities of smallholder farmers, with a specific focus on women.

Support quality food production and livelihoods

WFP, in collaboration with its partners, started implementing livelihood initiatives in northern Mozambique to contribute to the resilience of conflict-affected internally displaced people and host communities. Under this initiative, key livelihood activities include agriculture, fishery, craft and small business initiatives for asset creation, based on priorities identified by the communities involved in the assessment conducted prior to the implementation. This intervention aims to support communities in establishing savings and loan groups to trigger the adoption of income-generating activities. Moreover, long-term market linkages (connected to other WFP interventions) for identified agricultural and non-agricultural value chains will be established. Financial literacy, gender mainstreaming and nutrition education actions are also integrated in the implementation. This intervention aims at promoting the self-reliance and food security of the targeted families. Host communities were supported to mitigate the impact of the conflict on their livelihoods and the tensions with the IDP community by integrating social cohesion in the response. As a result, 2,760 households (IDPs and host communities) have benefitted from these activities. Given that the period coincided with the main agricultural season, WFP supported the families by distributing non-food items (seeds and tools) and providing trainings on good agricultural practices, with a focus on land preparation and sowing. The seeds included maize and beans (cowpea and pigeon peas) as per the quantities determined by the Government. Moreover, demonstration plots were created, aiming to serve as learning sites for farmers. In total, 13 demonstration plots (5 in Montepuez district and 8 in Metuge district) were established.

Post-harvest Loss (PHL) Management

According to the Government, around 30 percent of all agricultural produce in the country is lost due to poor post-harvest management [1]. As a response, WFP is implementing PHL management activities targeting rural smallholder farmers. WFP promotes hermetic storage technologies (HST), especially hermetic bags to address the post-harvest losses in maize and pulses and uses solar dryers to address the losses in fruit and vegetables. WFP uses a demand-supply approach, strengthening the Government and partners' capacities to stimulate the smallholder farmers' demand of HST while partnering with the private sector to ensure the supply of the HST (with a focus on last-mile distribution).

Two main initiatives support WFP's PHL activities, namely: the Zero Loss Initiative (ZLI) and the Gender Transformative Nutrition Sensitive (GTNS) initiative. ZLI aims to address post-harvest loss issues through an innovative strategy that combines a value chain approach and capacity development of farmers. The project focus on the scale-up of proven technologies like hermetic technologies, and on partnering with the Government, NGOs, UN agencies, and the private sector. In 2021, ZLI was also integrated in WFP's response to cyclone Eloise by providing training to partners including Action Aid, World Vision, Sociedade Economica de Produtores e Processadores Agrarios SEPPA, and Joint AID Management. As a result, WFP trained 17,171 smallholder farmers (35 percent women) to address post-harvest losses in grains, and 3,326 smallholder farmers (66 percent women) to address post-harvest losses in fruit and vegetables. Additionally, 23,663 hermetic bags were distributed. Under the GTNS project [2], WFP promotes hermetic bags for grains (pulses and cereals) and solar dryers to address the losses in fruit and vegetables. WFP also trained 354 government extension agents and partners (28 percent women) on post-harvest management practices and HST, in order for them to further deliver these trainings to smallholder farmers.

Access to Markets

WFP integrates smallholder farmers in formal markets through the provision of market information, weather forecast information and training, aiming to improve agricultural production and productivity. The support to smallholder farmer's access to market was done through initiatives including the Virtual Farmers' Market (VFM) and the Farm2Go initiative. VFM, implemented in Nampula province, includes the development of a digital platform that facilitates access to input and output markets, as well as access to weather and market information. The platform, called Agroponito, has been developed in collaboration with Agro-Negocio para o Desenvolvimento de Mocambique (ADM), a Japanese firm based in Mozambique. WFP selected 494 (32 percent women) lead farmers, 16 buyers and 12 input suppliers to engage with the platform.

To strengthen the services delivery capacity, WFP distributed 390 bicycles, 40 weighing scales, 20 moisture meters to lead farmers, trained 33 government extension agents in Smallholder Horticulture Empowerment and Promotion (SHEP), good agricultural practices, marketing, gender, post-harvest losses, and food nutrition and diversity. The training has been implemented with the support of a local NGO, Associacao Nacional de Extensao Rural. This in turn strengthened the capacity of 9,122 smallholder farmers (39 percent women) to practice good agriculture and facilitated access to market. WFP mobilized 7,737 smallholder farmers (39 percent women) to attend 400 demonstration trials to present the effectiveness of hermetic bags. A total of 13 radio debates and 480 radio spots were disseminated through community radios to support this intervention.

The Farm2Go initiative aims to increase the smallholder farmers' income by strengthening their engagement in agricultural markets. This will be done by enhancing the aggregation capacity of farmer organizations through the Farm2Go mobile application. Through this mobile application, buyers have instant information on what quantities of food products are available (information uploaded by smallholder farmers), allowing a more fluid exchange of information between demand and supply. This project showcased how technology can be used to provide smallholder farmers' access to market.

Global Commodity Management Facility (GCMF) procurement plan

WFP manages the GCMF, a strategic financing mechanism under which WFP purchases food commodities prior to confirmation of contributions to be able to respond better to sudden-onset emergencies. To increase market expectation and stimulate agricultural investments and production for smallholder farmers, WFP started purchasing agricultural surplus through the GCMF using innovative pro-smallholder farmers contracting modalities. Under WFP's GCMF procurement plan, direct contracts were signed with seven farmer organizations and indirect contracts with one trader, to purchase from smallholder farmers. To minimize the possibility of default, 18 farmers organizations representing 20,800 (50 percent women) smallholder farmers were trained on WFP's food quality requirements and post-harvest management. This initiative allowed more than 19,975 smallholder farmers (50 percent women) to sell 5,171 mt of maize and pulses to WFP and its private trader.

Beyond Cotton Project

In the context of South-South and Triangular Cooperation, WFP partnered with the WFP Centre for Excellence against Hunger in Brazil, the Brazilian Cooperation Agency, and the Brazilian Cotton Institute to implement the Beyond cotton project. Targeting smallholder farmers producing cotton, the project aimed to improve their income and food security through the production of cotton by-products and food crops; facilitating market access for food crops; and promoting access to foods of high nutritional value.

As a result of WFP's support to smallholder farmers, there was an increase in the food quality delivered to markets including in the lean season, and in food security through the year. Compared to 2020, the losses of maize and pulses averted increased from 2,230 mt to 3,928 mt in 2021. WFP supported 6,278 smallholder farmers to supply to the market 9,207 mt (USD 1,610,491) of food.

The GaM M score is 3. WFP encouraged the direct involvement of women in all smallholder farmers initiatives and a large proportion of beneficiaries in each initiative is represented by women. To further improve WFP's gender- and protection-sensitive approach, there is a need to further strengthen the complaint and feedback mechanism, address gender-based violence, and pay attention to age groups during implementation.

WFP GENDER AND AGE MARKER

CSP ACTIVITY	GAM MONITORING CODE
Enhance the aggregation, marketing and decision-making capacities of smallholder farmers, with focus on women.	3

Strategic outcome 06: Humanitarian and development partners in Mozambique are reliably supported by efficient and effective supply chain and ICT services and expertise.



WFP signed **10 logistics service level agreements (SLAs)** with other UN agencies and humanitarian partners



WFP **handled** more than **20,100 m³** of **cargo** through storage services



WFP **transported** more than **3,000 m³** of **cargo** on behalf of the humanitarian community

Activity 7 Supply chain services for partners

WFP ensures vulnerable communities benefit from provision of supply chain and logistic services to the Government and other partners, thus improving the effectiveness of development and humanitarian programmes. As the lead humanitarian agency providing supply chain services, WFP has dedicated staff leveraging their expertise and using several means at their disposal trucks, planes, ships, etc. to ensure a vast quantity of food and other essential items reach those who need them most. By prioritizing local companies and national first responders as much as possible, for both emergency assistance and resilience-building projects, WFP also contributes to more dynamic retail sectors and more robust transport networks.

In Mozambique, WFP doubled the number of logistics service level agreements (SLAs) compared to 2020, reaching 10 in 2021. SLAs were signed with the Food and Agriculture Organization of the United Nations (FAO), the United Nations Population Fund (UNFPA), the United Nations High Commissioner for Refugees (UNHCR), the World Health Organization (WHO), the International Organization for Migration (IOM), UN Women, the United Nations Office for Project Services (UNOPS), the United Nations Children's Fund (UNICEF), the International Committee of the Red Cross (ICRC), and the Cooperative for Assistance and Relief Everywhere (CARE). WFP supported a range of UN agencies and NGOs through the provision of supply chain services in 2021, including FAO, CARE International, IOM, UN Women, UNHCR, UNFPA, UNICEF, WHO and the National Institute for Disaster Management and Risk Reduction (INGD). WFP provided storage of nearly 7,300 m³, handled over 20,100 m³, and transported more than 3,000 m³ of relief items on behalf of fellow humanitarian and development actors.

By the end of the year, a user satisfaction survey indicated that 85 percent of WFP's clients were satisfied with the services provided through this activity. It should also be noted that in the survey, partners consistently highlighted that they considered WFP's services to be useful, reliable, of high quality, and excellent value for money.

WFP GENDER AND AGE MARKER

CSP ACTIVITY	GAM MONITORING CODE
Provide supply chain services for humanitarian and development partners	N/A

Strategic outcome 07: Government and humanitarian partners in Mozambique have access to effective and reliable services during times of crisis.



UNHAS performed **1,065 flights** to various districts in Cabo Delgado



UNHAS transported almost **5,000 passengers** from **38 organizations**



UNHAS performed **15 medical** and **23 security evacuations**

Activity 8 Logistics Cluster services for partners

Through this strategic outcome, WFP provides logistics and emergency telecommunication services to responding government agencies, as well as humanitarian air services for the wider humanitarian community. On-demand supply chain services are also made available to ensure the timely delivery of life-saving (health and food) relief items. This experience affords WFP the ability to extend its capacity to support both emergency preparedness and medium to longterm development efforts, depending on the local context.

This outcome was specifically created in response to the Level 3 Emergency created by the tropical cyclones Idai and Kenneth in 2019. There are four activities (8-11) that fall under this strategic outcome, including activities related to the United Nations Humanitarian Air Service (UNHAS) and the activation of the global, multi-agency Logistics and Emergency Telecommunications Clusters to provide logistics and telecommunications coordination services in support to the Government to coordinate the relief efforts. In 2019, the emergency response work related to the cyclones Idai and Kenneth was scaled down and, hence, some activities including activity 9 related to the Emergency Telecommunications Cluster (ETC) were paused. However, as the humanitarian situation in northern Mozambique started to deteriorate due to the conflict in Cabo Delgado, some of these activities continue to be active and were refocused to the new emergency.

Between 2019 and 2020, the IASC Logistic Cluster (activity 8) was activated for an effective and coordinated response in support to INGD during the emergency response in the north. Currently, the Pemba-based Logistics Working Group (LWG) coordinates the relief efforts in the sector of logistics, including information sharing. In 2021, the LWG organized nine coordination meetings and facilitated the transport of around 4,870 m³ of mixed commodities through the common services for the Cabo Delgado emergency response operation. Additionally, INGD and WFP signed a Memorandum of Understanding for logistics and telecommunications capacity strengthening in emergency preparedness and response.

WFP-managed UNHAS (activity 10) was reestablished in December 2020 to provide free-to-user services to humanitarian agencies in northern Mozambique. Considering the highly volatile security situation and the annual rainy season which impacted road conditions, the services provided by UNHAS are key to maintaining the humanitarian operations in the north. UNHAS activities have been extended as conflict has been spreading into the neighbouring areas of Niassa province since the beginning of December 2021, leading to population displacement across the province. The operation currently manages one fixed-wing aircraft and plans to expand its fleet in 2022 to address the increasing needs of humanitarian actors as insecurity escalates.

In 2021, UNHAS performed 1,065 flights to the districts of Pemba, Ibo, Palma, Afungi, Macomia, Vamizi, Mueda, and Mbalamila, transporting 4,881 passengers from 38 organizations (58 percent NGOs, 37 percent UN, and 5 percent Government and diplomatic missions), and 41,127 kg of light humanitarian relief items. Between 24 and 31 March 2021, following the attacks in Palma on 24 March, UNHAS exceptionally transported 380 civilians, evacuating them to the closest safe place, Pemba. The operation also completed airstrip rehabilitation works in one location (Macomia). In addition, UNHAS performed 15 medical and 23 security evacuations, as well as transported 496 kg of COVID-19 vaccines on behalf of the Ministry of Health and the World Health Organization.

Cross-cutting results

Progress towards gender equality

Improved gender equality and women's empowerment among WFP-assisted population

Mozambique ranked 127 out of 162 countries in the 2019 Gender Inequality Index, having improved its ranking by 15 points from 2018. The ranking is the result of a plethora of challenges faced by women. While Mozambican women are primarily employed in subsistence agriculture, being almost 60 percent of the agriculture workforce, they are less likely to own the right to the land or benefit from agriculture extension services.

In 2021, the food security and vulnerability outcome indicators showed that households headed by men tended to fare better than households headed by women: relatively more households headed by men had acceptable food consumption score and were also found to consume more protein- and iron-rich foods. Overall, the Reduced Coping Strategies Index and Livelihood-based Coping Strategies Index are slightly higher (one percentage point) among households headed by women, suggesting that women end up resorting to negative coping strategies sooner than men, such as borrowing and reducing quantities of food among adults to ensure children eat enough and spending their savings on food for the family.

WFP worked to ensure programmes were gender-transformative through the integration of social behaviour change communication. This involves a gender dialogue club that enables women and men to reflect together on issues such as domestic labour, gender roles and shared decision-making. Monitoring results demonstrate a higher involvement of men in positive nutritional practices.

In 2021, WFP prioritized the representation of women in its community-based consultation activities, resulting in 43 percent of women participating in community committees for food assistance. Codes of conduct are signed by committee members to ensure the integration of values in the committee's work, and women are meant to hold at least one leadership role to facilitate equal representation. Decisions made by women on the use of food assistance in the household rose to 43.2 percent (up from 38.7 percent in 2020), while 34.9 percent reported the decision was made jointly by women and men. In households receiving commodity vouchers, 62.5 percent (up from 28.8 percent in 2020) had women making decisions on their use, and 21.2 percent making joint decisions between women and men.

Women and adolescent girls were also trained on improving nutritional outcomes related to stunting reduction among children through the Gender Transformative Nutrition Sensitive project. Indicators of empowerment include the increase in men who reported including their wives in household decision-making. Women reported increased confidence in asking husbands to help with domestic work (from 26 percent to 77 percent). Activities to empower women smallholder farmers showed that female heads of households had close to equal access to loans as households headed by men.

WFP gender-ratio target for 2021 was 40 percent of female staff among its workforce and 36 percent was achieved, indicating an opportunity for improvement. Consolidated efforts to improve gender parity of WFP's workforce in Mozambique are expected to enable a working environment that is conducive to a diverse workforce, improving WFP's capacity to better serve the Mozambican population.

Protection and accountability to affected populations

Affected populations are able to benefit from WFP programmes in a manner that ensures and promotes their safety, dignity and integrity. Affected populations are able to hold WFP and partners accountable for meeting their hunger needs in a manner that reflects their views and preferences

WFP is committed to ensuring protection-centred interventions across Mozambique; in this regard, it has maintained a targeted protection and accountability to affected populations (AAP) structure throughout 2021, with a particular focus on the north. At the national level, WFP has a gender and protection advisor who oversees the technical aspects of gender, protection, AAP and protection against sexual exploitation (PSEA) across all interventions. Additionally, adequate gender and protection staffing is ensured in the northern response, who work to identify structural solutions to common protection-related issues during assistance and engage with the affected population, handling cases such as exclusion/inclusion errors, food quality concerns, and ensure clarity on beneficiary rights and intervention objectives through continuous communication. All other field offices benefit from protection/AAP focal points who manage the complaint and feedback mechanism (CFM) jointly with cooperating partners (CPs) and ensure WFP's protection and AAP protocols are applied. This structure has enabled the country office to expand the centrality of protection and accountability beyond emergency response, to also be integrated into smallholder farmer and resilience interventions during the second half of the year.

Programme adjustments in the humanitarian response are preceded by community consultations to determine viability and concerns, and determine mitigation measures for any protection risks associated with the change. In 2021, consultations taking into account protection and accountability accompanied a possible shift to direct cash assistance in some locations in the IDP response, the registration in WFP's beneficiary and transfer management platform (SCOPE) and a shift to vulnerability-based targeting. Findings of consultations are shared to facilitate associated programme adjustments and to ensure application of prevention and mitigation measures for identified concerns. Furthermore, conflict sensitivity has been integrated in the response in the north, mainly focusing on conflict analysis aimed at ensuring adherence to the humanitarian principles, continuous mapping of access barriers, particularly in the communities where tensions between host and IDPs, and other local conflict are on the rise.

WFP is an active member of protection and AAP coordination fora, namely the Protection Cluster, a strategic advisory group for protection (established in 2021), the PSEA network, the community engagement/AAP working group and the disability inclusion working group. Where possible, WFP has contributed to inter-agency consultations, such as community engagement on movement of displaced families to relocation sites and the 2021 PSEA risk assessment, and continues to incorporate findings from protection actors in the food assistance approach. Towards the second half of the year, WFP started to take further targeted action to ensure inclusion of people with disabilities in the assistance following increasing reports from protection partners that people with disabilities are facing barriers to assistance in the conflict response. WFP is also working with the Trinity College in Dublin to develop more inclusive communication tools to better facilitate the affected populations' understanding of their rights to assistance taking into account language and communication barriers.

To facilitate uniform communication with affected communities, WFP has developed communications with communities (CWC) guidance for all emergency interventions, with the same in progress for development programmes. In addition to clear and targeted communications in the humanitarian response, WFP developed radio spots to raise awareness of its zero-tolerance policies for fraud, corruption and PSEA, while promoting the WFP-led tollfree inter-agency hotline Linha Verde 1458.

Linha Verde 1458 is operated by WFP on behalf of the Humanitarian Country Team and is in its second year of cost-sharing with eight other agencies [1], with WFP covering 60 percent of the costs. The hotline operates 7 days a week, from 6 AM to 9 PM. Attending calls in 14 languages with half of the operators being women, Linha Verde 1458 aims to provide an accessible service that is able to sensitively handle the different needs of the affected population, complementing community-based CFMs. Through Linha Verde 1458, WFP worked with humanitarian partners to disseminate early warning messages during tropical storms and cyclones at the beginning of the year. In July, October and December, Linha Verde 1458 also sent out mass messages to raise awareness on PSEA, prevention of GBV and early marriage as well as promoting ICRC's family reunification services. Linha Verde 1458 produces monthly reports that are shared widely across the humanitarian community to enable informed and targeted decisions taking into account the concerns and needs of the affected population. In 2021, Linha Verde 1458 received 30,604 cases, of which 41 percent were requests for information on the COVID-19 pandemic and 39 percent were related to food security. 70

percent of the cases were information requests with 18 percent being complaints, 8 percent positive feedback and 4 percent assistance requests. Ninety five percent of the cases have been addressed and feedback channelled to the callers [2].

In line with its commitments to AAP, WFP makes available a series of CFMs for the affected population receiving food assistance. Recognizing the different communication needs of the affected population, these channels provide a range of options to facilitate a two-way dialogue throughout the response. In addition to Linha Verde, WFP provides suggestion boxes at distribution points; helpdesks managed by CP protection focal points and where possible a community committee member; and community committees that receive training and sign codes of conduct.

Environment

Targeted communities benefit from WFP programmes in a manner that does not harm the environment

Deforestation, poor agriculture and aquaculture practices, illegal and unsustainable wildlife use, and pollution are among the main environmental issues in Mozambique. About 80 percent of the population live in rural areas and depend on wood for cooking and heating, heavily relying on forests constantly being cleared for agricultural land use and fuel. Moreover, the country is one of the most disaster-prone places in the world. Natural hazards such as cyclones, floods, and droughts, are becoming increasingly common, having a deep impact on the population. After the conflict in the north, extreme weather events and erratic rainfall patterns are the main cause of food insecurity [1].

WFP works with partners to integrate environmental considerations in its programmes to ensure that its operations do not contribute to further degradation of the environment. WFP's approach to risk screening and management is integrated in the design and implementation of programme activities to avoid or mitigate unwanted potential impacts. In the framework of the lean season assistance 2020-2021, for example, all 19 projects were screened using an environmental and social risk assessment tool. For those activities categorized as medium risk, mitigation measures were planned accordingly to reduce possible negative impacts.

WFP, thanks to the Green Climate Fund, first started with environmental and social impact screening for the Integrated Climate Risk Management (ICRM) project in Chokwe and Chibuto (Gaza) and Changara (Tete). The project has strong sustainable development potential and directly contributes to SDGs 2, 13, 5 and 17. By working on watershed management, the project helps conserve water, promote streamflow, support sustainable rivers, lakes, and groundwater sources, and provides habitat for wildlife and plants [2]. As one of the components of ICRM, climate resilient agriculture leads to improved water availability, enhanced soil quality for crop and livestock, reduced erosion, and sustainable agricultural practices. This results in a sustained increase in productivity, leading to food security and reducing the need for the expansion of agricultural land.

An innovative approach was promoted in Nampula thanks to the partnership with Girl Move Academy through the implementation of a pilot component within the Livelihoods for Durable Solutions project. The pilot consisted of a mapping of formal and informal structures associated with waste management and environmental causes in Maratane Refugee Camp and identified existing circular economy initiatives which may be developed with the surrounding communities. The activities and a series of workshops were facilitated with groups of women to promote women empowerment [3].

WFP has taken further steps to reduce the environmental footprint of its facilities by designing two photovoltaic renewable energy systems in Maputo and Tete, and the Waste Water Treatment Plant Solution in Maputo. The installation of these systems will be performed in 2022. WFP has been consolidating in ARCHIBUS [4] its corporate greenhouse gas emissions. Reporting the environmental footprint (greenhouse gases, waste, water) of its facilities enables WFP to have baselines from which to identify significant environmental impacts and develop the corresponding action plans for mitigation.

Bibiana's story

Northern Mozambique: A woman's struggle to raise her children in a resettlement center

In April 2021, Bibiana had to leave her home, fields and her belongings behind because of violence in her village - Muidumbe, in Cabo Delgado Province. Seeing the movement of non-state armed group members near her house, she only had the time to grab her two children and fled with her husband to the bush to hide.

They never returned and they don't know what happened to their house. The family walked to the village of Mueda, where some relatives paid for a car that took them to the city of Pemba. For Bibiana, it was the only option to escape the violence, protect her 15 and four years old children and make a living while she waits for peace in her homeland.

Bibiana's family was taken to the Metuge resettlement center. She did not find any work and the family began to live on their small savings. After a few months in poverty, seeing the situation worsen, her husband left her with their two children and never came back. She didn't have time to complain with two children to feed, while being internally displaced due to violence. Her priority was to find a way for them to survive.

In Metuge, in order to live in better conditions, Bibiana had to go alone into the bush to collect wood and clay and build the house where her family now lives. She has been able to send the children to school, but the family's situation was getting worse because she was not able to find a job. The family was surviving on the little help they received from relatives and asking for favors from neighbours, most of whom were in a similar situation to hers.

For a long time, Bibiana did not know about WFP's food assistance programme for displaced people. But neighbours said she could receive food from WFP. Bibiana shared her situation with a field monitor. WFP verified her situation and included her in the food assistance programme. When Bibiana received her first food basket for her family, with rice, beans and oil, she said now I have more strength because I know that our food is at least guaranteed.

Stronger, but still without other livelihood options, Bibiana borrowed 500 meticaïs (USD 8) from neighbours to rent a small piece of land to plant corn, cassava, pumpkin and other food items. It will be a while for the plants to grow and be able to supplement the family's nutrition or be sold.

Knowing that I have food for my children, I am happier. They will get stronger to continue studying and I will be able to work in the field to improve their lives, said Bibiana.

In Metuge district, WFP is delivering food assistance to 156,715 displaced people. Altogether, in the northern provinces, more than 900,000 people received food assistance in the month of November, with support from donors such as Ireland, USAID, Canada, CERF, ECHO, France, Japan, Norway, Spain, Sweden and the United Kingdom.

Data Notes

Overview

[1] <https://dtm.iom.int/reports/northern-mozambique-crisis-%E2%80%94-dtm-baseline-assessment-report-round-14-november-2021>

Notes for the data tables:

- The difference between WFP's programme performance and beneficiary management system (COMET) and WFP's finance and accounting system (WINGS) in the amount of entitlements disbursed is due to various factors, including: 1) The difference in the exchange rates used in COMET and WINGS. While COMET reflects the UN operational exchange rate for the month in which data was entered into the system, WINGS reflects the exchange rate fixed at the time of the creation of the purchase order. 2) The significant fluctuation of the exchange rate between the local currency (Metical) and the US Dollar, which changed from USD 74.15 in February 2021 to USD 55 in May 2021, to USD 63.2 in October 2021. 3) A few disbursements were in November and December 2021 and thus reflected as distributed in COMET, but not yet in WINGS due to late submission of invoices from retailers.

- The difference between planned and actual values across programme areas and modalities is due to different interlinked factors. For asset creation and livelihood programme (implemented either via food, CBT or commodity voucher modality), the difference is due to the low contributions received to support lean season assistance and the delay in the implementation of such activities caused by the conflict in the north and extreme climate events at the beginning of the year. The attacks perpetrated by non-state armed groups in Palma, Cabo Delgado province, in March 2021, resulted in the urgency to respond to the affected population's immediate needs with emergency life-saving assistance, to the detriment of livelihood activities. Similarly, beneficiaries planned for conditional lean season assistance in Sofala province were instead assisted through general distribution between December 2020 and February 2021, when the country was consecutively hit by cyclone Eloise and a few tropical storms, causing moderate flooding in some districts and requiring immediate unconditional assistance to the affected population. This also explains the reason why the number of beneficiaries reached with unconditional resources transfer is much higher than the figure reported in the needs based plan.

Context and Operations

[1] https://ourworldindata.org/covid-vaccinations?country=OWID_WRL

[2] <https://openknowledge.worldbank.org/handle/10986/35214>

[3] <https://dtm.iom.int/reports/northern-mozambique-crisis-%E2%80%94-dtm-baseline-assessment-report-round-14-november-2021>

[4] <https://omrmz.org/omrweb/wp-content/uploads/Observador-Rural-24.pdf>

[5] <http://hdr.undp.org/en/data>

[6] <http://hdr.undp.org/en/countries/profiles/MOZ>

[7] household budget survey, Inquérito sobre Orcamento Familiar (IOF) 2014/2015

[8] Census data 2017

[9] https://www.ipcinfo.org/fileadmin/user_upload/ipcinfo/docs/Mozambique_IPC_Food_Security_2021Nov_2022Sept_Snapshot_English.pdf

[10] <https://data.worldbank.org/indicator/SH.DYN.AIDS.ZS?locations=MZ>

[11] INE, 2015. Inquérito de Indicadores de Imunização, Malária e HIV/SIDA. Available at: <https://dhsprogram.com/pubs/pdf/AIS12/AIS12.pdf>

[12] <https://www.fao.org/worldfoodsituation/foodpricesindex/en/>

[13] <https://www.imf.org/en/Publications/WP/Issues/2021/05/06/An-Empirical-Assessment-of-the-Exchange-Rate-Pass-through-in-Mozambique-50243>

Partnerships

[1] SETSAN and INGD.

[2] The Green Climate Fund.

[3] Government of Korea, specifically the Korea International Cooperation Agency (KOICA).

[4] Federal Ministry for Economic Cooperation and Development/BMZ, through the German Development Bank/KfW.

Strategic outcome 01

[1] Strong collaboration with the Eduardo Mondlane University (UEM) also allowed WFP to further strengthen national capacities in geospatial technology and to conduct important analysis to identify areas most vulnerable to the impacts of extreme weather events and the climate crisis, including urban integrated context analyses conducted with the UEM in Maputo city, Beira and Pemba and the Rural-Seasonal Livelihood Programming in Moamba district, Maputo province.

[2] WFP is currently implementing the Rural Resilience (R4) initiative enhanced with an additional component that incorporates in the provision of climate services. The programme comprises of: 1) Risk Reduction: conservation agriculture, watershed management, climate-resilient asset, nutrition-sensitive FFA; 2) Risk reserves: village savings and credit groups; 3) Risk Transfer: weather-index microinsurance; 4) Prudent Risk Taking: formal credit, livelihood diversification, access to market; and 5) Climate services: Participatory Integrated Climate Services for Agriculture (PICSA), improved weather forecast and monitoring.

[3] For further details on the integration of shock-responsive social protection into forecast-based anticipatory actions against drought in Mozambique:

<https://www.anticipation-hub.org/news/integrating-shock-responsive-social-protection-into-anticipatory-action-protocols-ahead-of-a-drought-in-mozambique>

Notes to tables:

- Output Results: The difference between planned and actuals for indicator "A.1: Beneficiaries receiving cash-based transfers – General Distribution" is due to the fact that the planned value was estimated based on the funding resources received for social protection activities in 2021 ahead of the registration process of the beneficiaries. Moreover, the implementation of the activities suffered some delays as per the length in receiving MGCAS and INAS permission to start, and the late procurement of phones because of a shortage of such devices in the market.

- Output Results: A.1 Beneficiaries receiving cash-based transfers – Micro / Meso Insurance Climate Actions reports the actual value for the indicator A.1 Beneficiaries receiving cash-based transfers - Climate adaptation and risk management activities (planned: 57,500). The reason why the values appear in two different rows is due to the fact that the sub-activity Micro / Meso Insurance Climate Actions didn't exist at the time of the Needs Based Plan submission, therefore the activity was initially reported under the climate adaptation and risk management sub-activity.

- Output Results: A.1 Beneficiaries receiving cash-based transfers - Food assistance for assets (planned: 64,000) was included in the Needs Based Plan; however, the project under this activity has never been implemented due to lack of funds.

- Output Results: planned values for indicators C.4.1 and C.5.2 under sub-activity institutional capacity strengthening activities only included activities planned in one province; however, capacity strengthening activities took place in two provinces (Tete and Zambezia) in 2021.

- Outcome Results: The implementation of climate adaptation and resilience-building work under strategic outcome 1, Activity 2 has just begun in 2019. Therefore, the outcome indicator values collected in 2019 were considered as baseline values. In addition, the outcome indicator value of "Proportion of the population in targeted communities reporting benefits from an enhanced asset base" has just started to be collected in 2020. Hence, the 2020 value should be considered as baseline value.

- Outcome Results: The outcome indicator "number of national food security and nutrition policies, programmes and system components enhanced as a result of WFP capacity strengthening (new)" is a newly introduced indicator. Therefore, the 2019 value was considered as baseline value.

Strategic outcome 02

[1] Some of the FFA activities implemented in northern Mozambique include the creation of productive agricultural assets, with distributions of seeds and tools for the main agricultural campaign, as well as fencing of schools, afforestation, road restoration, sustainable fishing, and food processing activities.

By including an average of 20 percent of host communities in these activities, WFP contributed to reducing social tensions identified between IDPs and host communities. Also, these livelihood activities are expected to help IDPs to recover their livelihoods, contributing to long-term peacebuilding.

[2] Food rations including pulses, oil and maize meal normally fulfill 75 percent and 48 percent of the individual daily kilocalorie needs, for full and half food baskets respectively. The full rations are served to people meeting vulnerability criteria (new arrivals in the first six months; people with disabilities; elderly; chronically ill; households headed by women; households headed by children) according to UNHCR prioritization. Half rations are distributed to people with basic livelihoods.

[3] The achieved performance indicators are within the acceptable range as per SPHERE standards: recovery: >75%; defaults: <15%; deaths: < 3%.

Notes to tables:

- Output Results, D.1.154: water pumps are among the energy products and services provided to assisted communities. WFP installed one solar water pump in Chigubo district (Gaza province), benefitting around 208 people.

- Output Results, A.1: MAM treatment beneficiaries: the main reason why actual values are higher than planned ones is that the people in need increased beyond the initial plan along with the increased caseload for MAM treatment in the framework of the Northern crisis. This resulted in the scale-up of MAM treatment in Nampula and Niassa provinces and its continuity in Cabo Delgado beyond Kenneth's response, planned to close in March 2021.

- Output Results, B.2.1: The reason why the amount of SNF provided/delivered was lower than the planned is related to the fact that the PLWGs were receiving only 6 kg of RUSF instead of 25 kg of CSB from May to September 2021; additionally, the SNF amount at the end of December 2020 (138,882 mt) passed to 2021 and was consumed in the first months of 2021.

Strategic outcome 03

[1] These additional 77,000 beneficiaries under PRONAE will be accounted for in 2022.

[2] Ministry of Education and Human Development (2020). Plano Estratégico da Educação 2020–2029 (5th Draft) Maputo.

Notes to tables:

- Output Results: A.1 School feeding (take home rations) - Planned beneficiaries for 2021 were reviewed in budget revision 7 to include additional 170,000 children under THR as part of the Back-to-School campaign led by Ministry of Education and Human Development for the reopening of schools after the COVID-19 lockdown. However, funds in support of this specific activity did not materialize during the year.

- Output Results: A.5.32 - Soap provision to schools and children was part of the NFIs to be provided to the new schools (mentioned in the text under the expansion of PRONAE), however the provision of NFIs was not completed in 2021 but carried over in 2022.

- Outcome Results: Enrolment rate - Enrolment rate was only collected in 2019. Therefore, the outcome values in 2019 were considered as baseline values.

COVID-19 school closures posed challenges for WFP to continue with both its outcome and process monitoring exercises for school meals throughout 2020. Out of four outcome indicators included for activity 4 of its 2017-2022 CSP, in 2020 WFP was only able to report against one indicator related to the percentage change of enrolment rate.

Strategic outcome 04

[1] For further details on the project: <https://www.wfp.org/publications/gender-transformative-and-nutrition-sensitive-gtns>

[2] A live dashboard on the projects monitoring results can be accessed here: <https://bit.ly/3bi9KQB>

Notes to tables:

Output Results: C.4*.1 - Stunting prevention activities have lower targets compared to emergency response. Furthermore, the country office has not been able to mobilize a sufficient amount of resources to cover the needs.

Output Results: C.5*.2 - Trainings conducted have been 3 out of 3, in Nampula, Cabo Delgado and Niassa provinces, however delays in data entry have not registered this value in the system.

Output Results: With reference to indicators E*4.1 and E*4.2, the target of 1,500 beneficiaries refers to the value included in the NBP at the start of 2021 in relation to the GTNS project. During the course of the year, there was an extension of a partnership with Amend to conduct the same activity in the BlueBox HIV project, which explains the overachievement. The correct planned and actual values divided by project are: 1) GTNS project: female planned: 1,500, actual: 2,511; male planned: 1,500, actual: 1,600; 2) BlueBox HIV project: female planned: 3,488, actual: 3,734; male planned: 3,220, actual: 2,231.

Outcome Results: The minimum acceptable diet (MAD) may have experienced improvement due to the extensive package of interventions: 1) Through cooking demonstration sessions beneficiaries are being taught how to prepare nutritious porridges and gaining knowledge of the importance of the different food groups and a balanced diet; 2) During community counseling sessions infant and young child feeding is discussed with the beneficiaries, including aspects of dietary diversity and its importance in the different age groups; 3) Through food assistance for assets beneficiaries not only received nutritious food baskets, but also agricultural inputs for the production of nutritious food items to increase the dietary variety and intake.

Outcome Results: Regarding the underachievement of the Minimum Dietary Diversity – Women (MDD-W), the survey data collection was conducted remotely from January to February 2021, and anthropometric indicators were not evaluated due to COVID-19 measures. It is important to note that the period of data collection was marked by long periods of food restriction (lean season), and, at the same time, Mozambique recorded a significant increase in cases of COVID-19.

Outcome Results: The outcome indicator "Number of national food security and nutrition policies, programmes and system components enhanced as a result of WFP capacity strengthening (new)" was newly introduced in 2019.

Strategic outcome 05

[1] <https://documents1.worldbank.org/curated/en/248561541165040969/pdf/Mozambique-Poverty-Assessment-Strong-But-Not-Broadly-Shared-Growth.pdf>

[2] More details on the project can be found under Strategic Outcome 4.

Notes to tables:

- Output Results: output indicators have been presented in the narrative broken down by initiative, while the output tables present the aggregated values by sub-activity according to the CSP.

- Outcome Results: The food security outcome indicators were only collected in 2019. Therefore, the 2019 values were entered as baseline values in the outcome data table. This also applies to "Rate of smallholder post-harvest losses" outcome indicator.

- Outcome Results: Value and volume of smallholder sales through WFP-supported aggregation systems: The target was set taking into account two districts and one project. The actual values cover seven districts and include also the results of the GCMF initiative.

Strategic outcome 06

Output Results: C.4 and C.5 (Sub Activity: Service Delivery General) - Due to COVID-19, face-to-face training sessions were a challenge. As a result, fewer people could attend them, although WFP organized more sessions than planned to give the possibility to participate.

Progress towards gender equality

Notes to tables:

The gender-related indicators started to be collected in 2019 or 2020, when outcome surveys and process-output monitoring started to be conducted more regularly. Therefore, the 2019/2020 values were entered as baseline values in the data table.

Protection and accountability to affected populations

[1] Namely: UNHCR, IOM, UNICEF, FAO, OCHA, WHO, UNFPA, UNDP.

[2] 92 percent of food security cases have been addressed and feedback channeled to callers. Linha Verde 1458 makes a total of three calls at different times to the callers in order for them to provide feedback. If they do not reach the caller on the third attempt, the case is considered closed.

Notes to tables:

- "Affected populations are able to hold WFP and partners accountable for meeting their hunger needs in a manner that reflects their views and preferences" results - WFP's protection monitoring, including against sexual exploitation and abuse, seek to understand that our programmes are safe, dignified and take into account people's needs, capacities and rights and to establish whether measures put in place to mitigate identified protection concerns are working. WFP's role in monitoring protection concerns is limited to those arising in the contexts of its programmes or directly linked to food insecurity. Specific questions on protection have been added in WFP monitoring tools (e.g., questionnaires), to complement questions in the standard monitoring tools such as:

* Access to programmes: obstacles to registering for programmes; obstacles to accessing programme sites (insecurity, distances, physical disability/illness, corruption, intimidation); difficulties using technology;

* Problems receiving or using WFP assistance: theft; maltreatment by WFP staff or partners (implementing partners, shopkeepers); inadequate facilities at programme sites (excessive waiting times; inadequate facilities);

* Food consumption: discrepancies within households or between population groups indicating discrimination.

- The indicators "proportion of targeted people having unhindered access to WFP programmes" and "proportion of targeted people who report that WFP programmes are dignified" were newly collected in 2019. Therefore, the 2019 values were considered as baseline values.

Environment

[1] <https://fews.net/southern-africa/mozambique>; <https://www.ipcinfo.org/ipc-country-analysis/details-map/en/c/1155342/?iso3=MOZ>

[2] The "Climate Resilient Food Security for Women and Men Smallholders in Mozambique Through Integrated Risk Management" project became effective on 24 February 2021 following the signature of the agreement between WFP, the Ministry of Agriculture and Rural Development (MADER), and the Ministry of Land and Environment (MTA).

An inception workshop between the three parties to discuss the project objectives, expected outputs, outcomes, and impacts was held in May 2021. WFP launched a call for proposals for NGO partners to start the implementation of the activities, which took place in August 2021 with the formation of farmer clubs and village savings and loans (VSL) groups. The project is still ongoing and the first phase is supposed to end in July 2022.

[3] The activities carried out by Girl Move proved that there is a need for environmental education in the targeted communities, and it is important to reinforce the dynamization of sessions and practical exercises related to waste management of solids. Thanks to the direct involvement of the communities through four participatory workshops' sessions, two feasible solutions were identified: 1) composting organic waste for agricultural use; 2) creative recycling of PET bottles, fabrics and plastic bags. It should be noted that both the execution and activation of the developed solutions contributed to the training and empowerment of the targeted women, both refugees and from the host community.

[4] ARCHIBUS is the software that WFP adopts as a corporate software solution for facilities management.

Notes to tables:

- This is the first time that this cross-cutting indicator was reported for smallholder agricultural market support activities. Hence, the 2021 follow-up value is considered as baseline value.

Annex

Reporting on beneficiary information in WFP's annual country reports

To produce estimates of the total number of unique beneficiaries WFP has assisted yearly, the data from all activities and transfer modalities must be adjusted to eliminate overlaps and add new beneficiaries. This exercise is based on WFP's understanding of the local context, partnerships and activities; the resulting adjusted totals are recorded in COMET. The process of calculating these adjusted totals follows the rules established during the activity planning stage, these rules can be amended to reflect new information that emerges once implementation begins.

The final estimated number of beneficiaries assisted in each country is validated by country offices and entered in COMET at the end of every year:


- the total number of beneficiaries, which is the sum of all direct beneficiaries reached under all country level activities, based on the adjusted totals that seek to eliminate overlap;
- the total number of beneficiaries receiving food transfers, cash-based transfers and commodity vouchers or capacity strengthening, the sum of all direct beneficiaries reached under the activities for each of these transfer modalities, based on the adjusted estimates that seek to eliminate overlap;
- the total number of beneficiaries assisted under each programme area, the sum of all direct beneficiaries reached under WFP's eight programme areas at the country level;
- the number of schoolchildren assisted under school-based programmes, the sum of all participants assisted under the school-based programmes, adjusted to exclude overlaps and activity supporters such as teachers and cooks.

Although WFP conducts quality assurance to provide beneficiary data which are as accurate as possible, numerous challenges remain regarding data collection, verification, entry and processing. Beneficiary numbers in ACRs should be considered "best estimates", subject to over- and under- estimation.

For the 2021 reporting period, disability data has been collected using a variety of approaches; the WHO 15 percent global disability prevalence average, head counts in single activities, or disaggregation of data from post distribution monitoring reports (PDMs). As standardised guidance was not available in WFP prior to 2020, these methods have varied according to the existing needs, capacity, and experience of various WFP activities and operational contexts. Moving forward, as part of the 2020 disability inclusion road map, WFP is building on continued efforts to mainstream and standardise disability data collection methodologies, aligning with international standards and best practices.

Figures and Indicators

WFP contribution to SDGs

 SDG 2: End hunger, achieve food security and improved nutrition and promote sustainable agriculture											
WFP Strategic Goal 1: Support countries to achieve zero hunger						WFP Contribution (by WFP, or by governments or partners with WFP Support)					
SDG Indicator	National Results					SDG-related indicator	Direct				Indirect
	Unit	Female	Male	Overall	Year		Unit	Female	Male	Overall	
Prevalence of moderate or severe food insecurity in the population, based on the Food Insecurity Experience Scale (FIES)	%			68.6	2018	Number of people reached (by WFP, or by governments or partners with WFP support) in the context of emergency and protracted crisis response	Number	757,866	699,568	1,457,434	
						Number of people reached (by WFP, or by governments or partners with WFP support) to improve their food security	Number	1,058,835	977,386	2,036,221	
Prevalence of undernourishment	%			27.9	2018	Number of people reached (by WFP, or by governments or partners with WFP support) in the context of emergency and protracted crisis response	Number	757,866	699,568	1,457,434	
						Number of people reached (by WFP, or by governments or partners with WFP support) to improve their food security	Number	1,058,835	977,386	2,036,221	
Prevalence of stunting among children under 5 years of age	%			42.3	2015	Number of people reached (by WFP, or by governments or partners with WFP support) with stunting prevention programmes	Number	16,507	15,237	31,744	
Prevalence of malnutrition among children under 5 years of age, by type (wasting and overweight)	% overweight			7	2015	Number of people reached (by WFP, or by governments or partners with WFP support) with interventions to prevent and treat malnutrition (moderate acute malnutrition)	Number	6,619	6,110	12,729	

Prevalence of malnutrition among children under 5 years of age, by type (wasting and overweight)	% wasting			4.4	2015	Number of people reached (by WFP, or by governments or partners with WFP support) with interventions to prevent and treat malnutrition (moderate acute malnutrition)	Number	6,619	6,110	12,729
Proportion of agricultural area under productive and sustainable agriculture	%					Number of people reached (by WFP, or by governments or partners with WFP support) with interventions that aim to ensure productive and sustainable food systems	Number	6,812	6,288	13,100
						Number of hectares of land rehabilitated (by WFP, or by governments or partners with WFP support)	Ha			795



SDG 17: Strengthen the means of implementation and revitalize the global partnership for sustainable development

WFP Strategic Goal 2: Partner to support implementation of the SDGs				WFP Contribution (by WFP, or by governments or partners with WFP Support)			
SDG Indicator	National Results			SDG-related indicator	Direct		Indirect
	Unit	Overall	Year		Unit	Overall	
Number of countries reporting progress in multi-stakeholder development effectiveness monitoring frameworks that support the achievement of the sustainable development goals	Number			Number of partners participating in multi-stakeholder partnerships (including common services and coordination platforms where WFP plays a leading or coordinating role)	Number		15

Beneficiaries by Sex and Age Group

Beneficiary Category	Gender	Planned	Actual	% Actual vs. Planned
Total Beneficiaries	male	1,444,588	940,016	65%
	female	1,518,958	1,029,450	68%
	total	2,963,546	1,969,466	66%
By Age Group				
0-23 months	male	118,157	77,654	66%
	female	121,836	81,169	67%
	total	239,993	158,823	66%
24-59 months	male	118,157	73,762	62%
	female	121,836	76,415	63%
	total	239,993	150,177	63%
5-11 years	male	476,642	307,546	65%
	female	457,490	305,980	67%
	total	934,132	613,526	66%

Beneficiary Category	Gender	Planned	Actual	% Actual vs. Planned
12-17 years	male	220,786	136,458	62%
	female	230,599	144,911	63%
	total	451,385	281,369	62%
18-59 years	male	486,314	329,369	68%
	female	538,029	390,667	73%
	total	1,024,343	720,036	70%
60+ years	male	24,532	15,227	62%
	female	49,168	30,308	62%
	total	73,700	45,535	62%

Beneficiaries by Residence Status

Residence Status	Planned	Actual	% Actual vs. Planned
Resident	2,344,368	986,301	42%
Refugee	7,178	7,623	106%
IDP	612,000	975,542	159%

Beneficiaries by Programme Area

Programme Area	Planned	Actual	% Actual vs. Planned
Asset Creation and Livelihood	1,481,500	404,905	27%
Climate change adaptation and risk management	57,500	25,115	43%
School-Based Programmes	493,731	343,545	69%
Treatment of Malnutrition	16,637	39,748	238%
Unconditional Resources Transfer	914,178	1,156,153	126%

Annual Food Transfer

Commodities	Planned Distribution (mt)	Actual Distribution (mt)	% Actual vs. Planned
Everyone has access to food			
Strategic Outcome: Strategic Outcome 01			
Maize	0	0	0%
Peas	0	0	0%
Strategic Outcome: Strategic Outcome 02			
Beans	12,155	384	3%
Corn Soya Blend	2,497	1,736	70%
High Energy Biscuits	0	10	-
Iodised Salt	0	1	-
LNS	0	263	-
Maize	28,603	5,425	19%
Maize Meal	0	403	-

Commodities	Planned Distribution (mt)	Actual Distribution (mt)	% Actual vs. Planned
Peas	540	3,994	740%
Rations	0	117	-
Ready To Use Supplementary Food	411	0	0%
Rice	61,460	37,590	61%
Split Peas	0	3,639	-
Vegetable Oil	4,977	3,398	68%
Strategic Outcome: Strategic Outcome 03			
Iodised Salt	0	0	0%
Maize Meal	0	0	0%
Peas	0	0	0%
Vegetable Oil	0	0	0%

Annual Cash Based Transfer and Commodity Voucher

Modality	Planned Distribution (CBT)	Actual Distribution (CBT)	% Actual vs. Planned
Everyone has access to food			
Cash	14,130,040	5,126,385	36%
Commodity Voucher	562,500	504,721	90%
Value voucher transfer for services	230,000	35,162	15%
Cash	8,278,824	1,938,593	23%
Commodity Voucher	29,763,720	8,466,664	28%
Value Voucher	31,141,253	24,113,428	77%
Commodity Voucher	18,841,544	8,043,706	43%

Strategic Outcome and Output Results

Strategic Outcome 01: Households in food insecure areas of Mozambique are able to maintain access to adequate and nutritious food throughout the year, including in times of shock.				Resilience Building	
Output Results					
Activity 02: Provide technical assistance in making social protection programmes shock-responsive and hunger –sensitive, to the government					
Detailed Indicator	Beneficiary Group	Sub Activity	Unit of measure	Planned	Actual
A.1: Beneficiaries receiving capacity strengthening transfers	All	Climate adaptation and risk management activities	Female	6,812	6,812
			Male	6,288	6,288
			Total	13,100	13,100
A.1: Beneficiaries receiving cash-based transfers	All	Climate adaptation and risk management activities	Female	29,899	0
			Male	27,601	0
			Total	57,500	0
A.1: Beneficiaries receiving cash-based transfers	All	Food assistance for asset	Female	33,280	0
			Male	30,720	0
			Total	64,000	0
A.1: Beneficiaries receiving cash-based transfers	All	General Distribution	Female	153,400	91,407
			Male	141,600	84,378
			Total	295,000	175,785
A.1: Beneficiaries receiving cash-based transfers	All	Micro / Meso Insurance Climate Actions	Female	0	7,515
			Male	0	4,500
			Total	0	12,015
A.1: Beneficiaries receiving commodity vouchers transfers	All	Food assistance for asset	Female	3,899	3,899
			Male	3,601	3,601
			Total	7,500	7,500
A.3: Cash-based transfers			US\$	14,130,040	5,126,385
			US\$	230,000	0
A.4: Commodity Vouchers transfers			US\$	562,500	504,721

Output Results				
Activity 01: Provide capacity strengthening to prepare for, respond to and recover from weather-related shocks, to the government at national, sub-national and community levels				
Output indicator	Detailed indicator	Unit of measure	Planned	Actual
C: People in shock-prone areas benefit from the government's strengthened capacity to plan and prepare for, respond to and recover from shocks in order to meet their basic needs in times of crisis				
Institutional capacity strengthening activities				
C.4*: Number of people engaged in capacity strengthening initiatives facilitated by WFP to enhance national food security and nutrition stakeholder capacities (new)	C.4*.1: Number of government/national partner staff receiving technical assistance and training	individual	80	50
C.5*: Number of capacity strengthening initiatives facilitated by WFP to enhance national food security and nutrition stakeholder capacities (new)	C.5*.1: Number of technical assistance activities provided	unit	4	4
C.5*: Number of capacity strengthening initiatives facilitated by WFP to enhance national food security and nutrition stakeholder capacities (new)	C.5*.2: Number of training sessions/workshop organized	training session	4	4

C.6*: Number of tools or products developed or revised to enhance national food security and nutrition systems as a result of WFP capacity strengthening support (new)	C.6*.1: Number of tools or products developed	unit	2	3
Activity 02: Provide technical assistance in making social protection programmes shock-responsive and hunger –sensitive, to the government				
Output indicator	Detailed indicator	Unit of measure	Planned	Actual
A: Targeted vulnerable and food insecure communities receive conditional cash- and/or food-based transfers in order to improve their food consumption				
Climate adaptation and risk management activities				
A.1: Number of women, men, boys and girls receiving food/cash-based transfers/commodity vouchers/capacity strengthening transfers	A.1.20: Number of training sessions for beneficiaries carried out (livelihood-support/ agriculture&farming;/IGA)	training session	2,875	3,124
C: People in shock-prone areas benefit from government’s enhanced capacity to provide risk-informed, resilient and adaptable services – including through strengthened SRSP systems - in order to meet their basic needs in times of crisis				
Forecast-based Anticipatory Climate Actions				
C.4*: Number of people engaged in capacity strengthening initiatives facilitated by WFP to enhance national food security and nutrition stakeholder capacities (new)	C.4*.1: Number of government/national partner staff receiving technical assistance and training	individual	102	102
C.5*: Number of capacity strengthening initiatives facilitated by WFP to enhance national food security and nutrition stakeholder capacities (new)	C.5*.1: Number of technical assistance activities provided	unit	6	14
C.6*: Number of tools or products developed or revised to enhance national food security and nutrition systems as a result of WFP capacity strengthening support (new)	C.6*.1: Number of tools or products developed	unit	5	5
C.8*: USD value of assets and infrastructure handed over to national stakeholders as a result of WFP capacity strengthening support (new)	C.8*.1: USD value of assets and infrastructure handed over to national stakeholders as a result of WFP capacity strengthening support (new)	US\$	42,948	34,541
Individual capacity strengthening activities				
C.4*: Number of people engaged in capacity strengthening initiatives facilitated by WFP to enhance national food security and nutrition stakeholder capacities (new)	C.4*.1: Number of government/national partner staff receiving technical assistance and training	individual	155	100
C.5*: Number of capacity strengthening initiatives facilitated by WFP to enhance national food security and nutrition stakeholder capacities (new)	C.5*.1: Number of technical assistance activities provided	unit	3	4
Institutional capacity strengthening activities				
C.4*: Number of people engaged in capacity strengthening initiatives facilitated by WFP to enhance national food security and nutrition stakeholder capacities (new)	C.4*.1: Number of government/national partner staff receiving technical assistance and training	individual	40	73
C.5*: Number of capacity strengthening initiatives facilitated by WFP to enhance national food security and nutrition stakeholder capacities (new)	C.5*.2: Number of training sessions/workshop organized	training session	4	13

C.6*: Number of tools or products developed or revised to enhance national food security and nutrition systems as a result of WFP capacity strengthening support (new)	C.6*.1: Number of tools or products developed	unit	1	1
G: Targeted vulnerable and food insecure communities have improved their livelihood resilience to climate shocks				
Climate adaptation and risk management activities				
G.10: Number of people benefiting from assets and climate adaptation practices facilitated by WFP's Risk Management activities	G.10.1: Number of people benefiting from assets and climate adaptation practices facilitated by WFP's Risk Management activities	individual	50,000	44,595
G.4*: Number of participants of financial inclusion initiatives promoted by WFP	G.4*.1: Number of participants of financial inclusion initiatives promoted by WFP (Female)	individual	5,200	6,265
G.4*: Number of participants of financial inclusion initiatives promoted by WFP	G.4*.2: Number of participants of financial inclusion initiatives promoted by WFP (Male)	individual	4,800	2,654
G.5*: Amount of loans accessed by participants of financial inclusion initiatives promoted by WFP	G.5*.1: Amount of loans accessed by participants of financial inclusion initiatives promoted by WFP	US\$	56,962	35,309
G.6*: Amount of savings made by participants of financial inclusion initiatives promoted by WFP	G.6*.1: Amount of savings made by participants of financial inclusion initiatives promoted by WFP	US\$	28,481	16,560
G.8*: Number of people provided with direct access to information on climate and weather risks	G.8*.4: Number of people provided with direct access to information on climate and weather risks through face-to-face communication channels	Number	50,000	54,883
Forecast-based Anticipatory Climate Actions				
G.7: Percentage of tools developed or reviewed to strengthen national capacities for Forecast-based Anticipatory Action	G.7.1: Percentage of tools developed or reviewed to strengthen national capacities for Forecast-based Anticipatory Action	%	100	67
G.7: Percentage of tools developed or reviewed to strengthen national capacities for Forecast-based Anticipatory Action	G.7.2: Number of Anticipatory Action SOPs developed or reviewed through WFP's support	tool	1	0
Micro / Meso Insurance Climate Actions				
G.1: Number of people covered by an insurance product through risk transfer mechanisms supported by WFP	G.1.10: Total number of people covered by micro-insurance schemes (Premium paid with Value Voucher for Services)	individual	13,000	12,015
G.2*: Total USD value of premiums paid under risk transfer mechanisms supported by WFP	G.2*.2: Total USD value of premiums paid under micro-insurance schemes (Premium paid with Value Voucher for Services)	US\$	39,000	35,162
G.3: Total sum insured through risk management interventions	G.3.3: Total sum insured through micro-insurance schemes (Premium paid with Value Voucher for Services)	US\$	268,924	264,330
M: People in shock-prone areas benefit from enhanced capacities from institutions, involved in fighting poverty and food insecurity, to establish, manage and coordinate national shock responsive social protection systems and programmes				
Individual capacity strengthening activities				
M.1: Number of national coordination mechanisms supported	M.1.1: Number of national coordination mechanisms supported	unit	4	4
Institutional capacity strengthening activities				
M.1: Number of national coordination mechanisms supported	M.1.1: Number of national coordination mechanisms supported	unit	1	4

Outcome Results

Activity 01: Provide capacity strengthening to prepare for, respond to and recover from weather-related shocks, to the government at national, sub-national and community levels

Outcome Indicator	Sex	Baseline	End-CSP Target	2021 Target	2021 Follow-up	2020 Follow-up	2019 Follow-up	source
Target Group: Government - Location: Mozambique - Modality: Capacity Strengthening - Subactivity: Institutional capacity strengthening activities								
Number of national food security and nutrition policies, programmes and system components enhanced as a result of WFP capacity strengthening (new)	Overall	0	≥2	≥5	5	2	3	WFP programme monitoring

Activity 02: Provide technical assistance in making social protection programmes shock-responsive and hunger -sensitive, to the government

Outcome Indicator	Sex	Baseline	End-CSP Target	2021 Target	2021 Follow-up	2020 Follow-up	2019 Follow-up	source
Target Group: Food Insecure Households - Location: Mozambique - Modality: Capacity Strengthening - Subactivity: Climate adaptation and risk management activities								
Proportion of targeted communities where there is evidence of improved capacity to manage climate shocks and risks	Overall	4.04	≥10	≥10	68	94		WFP survey
Target Group: Food Insecure Households - Location: Mozambique - Modality: Commodity Voucher - Subactivity: Climate adaptation and risk management activities								
Consumption-based Coping Strategy Index (Average)	Female	11.34	≤8	≤8	12	11.83		WFP survey
	Male	10.79	≤8	≤8	11	11.37		WFP survey
	Overall	11.08	≤8	≤8	12	11.68		WFP survey
Dietary Diversity Score	Female	5.05	≥6	≥6	5	5		WFP survey
	Male	5	≥6	≥6	5.5	5.33		WFP survey
	Overall	5.03	≥6	≥6	5.2	5.1		WFP survey
Food Consumption Score: Percentage of households with Acceptable Food Consumption Score	Female	39	≥55	≥55	34	41.83		WFP survey
	Male	46	≥55	≥55	33	52.28		WFP survey
	Overall	42	≥55	≥55	35	45.19		WFP survey
Food Consumption Score: Percentage of households with Borderline Food Consumption Score	Female	56	≤40	≤40	64	56.01		WFP survey
	Male	49	≤40	≤40	65	45.69		WFP survey
	Overall	53	≤40	≤40	64	52.69		WFP survey
Food Consumption Score: Percentage of households with Poor Food Consumption Score	Female	5	≤5	≤5	2	2.16		WFP survey
	Male	5	≤5	≤5	2	2.03		WFP survey
	Overall	5	≤5	≤5	2	2.12		WFP survey
Food Expenditure Share	Female	68	≤0	≤60	66	55		WFP survey
	Male	63	≤60	≤60	48	42		WFP survey
	Overall	65	≤60	≤60	59	51		WFP survey
Livelihood-based Coping Strategy Index (Percentage of households using coping strategies): Percentage of households not using livelihood based coping strategies	Female	47	≥57	≥57	30	54		WFP survey
	Male	46	≥57	≥57	37	54		WFP survey
	Overall	47	≥57	≥57	62	54		WFP survey
Livelihood-based Coping Strategy Index (Percentage of households using coping strategies): Percentage of households using crisis coping strategies	Female	18	≤15	≤15	35	23		WFP survey
	Male	16	≤15	≤15	28	21		WFP survey
	Overall	17	≤15	≤15	18	23		WFP survey
Livelihood-based Coping Strategy Index (Percentage of households using coping strategies): Percentage of households using emergency coping strategies	Female	9	≤8	≤8	15	9		WFP survey
	Male	14	≤8	≤8	11	12		WFP survey
	Overall	11	≤8	≤8	10	10		WFP survey

Livelihood-based Coping Strategy Index (Percentage of households using coping strategies): Percentage of households using stress coping strategies	Female	26	≤20	≤20	21	14	WFP survey
	Male	24	≤20	≤20	24	13	WFP survey
	Overall	25	≤20	≤20	11	14	WFP survey
Target Group: Food-Insecure Households - Location: Mozambique - Modality: Commodity Voucher - Subactivity: Food assistance for asset							
Proportion of the population in targeted communities reporting benefits from an enhanced livelihood asset base	Overall	16	≥85	≥85	31		WFP survey
Target Group: Government - Location: Mozambique - Modality: Capacity Strengthening - Subactivity: Institutional capacity strengthening activities							
Number of national food security and nutrition policies, programmes and system components enhanced as a result of WFP capacity strengthening (new)	Overall	0		≥10	5	2	14 WFP programme monitoring

Strategic Outcome 02: Shock affected people in Mozambique are able to meet their basic food and nutrition needs during and immediately after a crisis					Crisis Response	
Output Results						
Activity 03: Provide cash and/or food transfers to vulnerable households affected by crisis						
Detailed Indicator	Beneficiary Group	Sub Activity	Unit of measure	Planned	Actual	
A.1: Beneficiaries receiving cash-based transfers	All	Food assistance for asset	Female	135,200	23,776	
			Male	124,800	21,969	
			Total	260,000	45,745	
A.1: Beneficiaries receiving cash-based transfers	All	General Distribution	Female	116,480	176,753	
			Male	107,520	163,157	
			Total	224,000	339,910	
A.1: Beneficiaries receiving commodity vouchers transfers	All	Food assistance for asset	Female	208,000	124,738	
			Male	192,000	106,432	
			Total	400,000	231,170	
A.1: Beneficiaries receiving commodity vouchers transfers	All	General Distribution	Female	14,560	7,923	
			Male	13,440	7,312	
			Total	28,000	15,235	
A.1: Beneficiaries receiving food transfers	All	Food assistance for asset	Female	390,000	62,655	
			Male	360,000	57,835	
			Total	750,000	120,490	
A.1: Beneficiaries receiving food transfers	All	General Distribution	Female	190,933	325,159	
			Male	176,245	300,064	
			Total	367,178	625,223	
A.1: Beneficiaries receiving food transfers	Children	Treatment of moderate acute malnutrition	Female	5,714	10,699	
			Male	5,715	9,490	
			Total	11,429	20,189	
A.1: Beneficiaries receiving food transfers	Pregnant and lactating women	Treatment of moderate acute malnutrition	Female	5,208	19,559	
			Total	5,208	19,559	
A.2: Food transfers			MT	110,644	56,960	
A.3: Cash-based transfers			US\$	39,420,077	26,052,021	
A.4: Commodity Vouchers transfers			US\$	29,763,720	8,466,664	

Output Results				
Activity 03: Provide cash and/or food transfers to vulnerable households affected by crisis				
Output indicator	Detailed indicator	Unit of measure	Planned	Actual
A: Shock-affected malnourished children and pregnant and lactating women receive specialized nutritious foods in order to treat and reduce acute malnutrition rates				
Food assistance for asset				
A.1: Number of women, men, boys and girls receiving food/cash-based transfers/commodity vouchers/capacity strengthening transfers	A.1.23: Number of institutions supported for the delivery of shock responsive and nutrition sensitive social protection programmes	institution	30	30
A: Shock-affected people receive cash and/or food-based transfers in order to meet their basic food and nutrition requirements				
Individual capacity strengthening activities				
A.7: Number of retailers participating in cash-based transfer programmes	A.7.1: Number of retailers participating in cash-based transfer programmes	retailer	3	30
Prevention of stunting				
A.5: Quantity of non-food items distributed	A.5.12: Number of nutrition information products distributed	non-food item	1,922	3,588
A.5: Quantity of non-food items distributed	A.5.18: Quantity of inputs for nutrition activities distributed	non-food item	4	4
A.6: Number of institutional sites assisted	A.6.10: Number of health centres/sites assisted	health center	1	1
Treatment of moderate acute malnutrition				
A.5: Quantity of non-food items distributed	A.5.12: Number of nutrition information products distributed	non-food item	10,750	11,500
A.5: Quantity of non-food items distributed	A.5.18: Quantity of inputs for nutrition activities distributed	non-food item	20,500	17,000
A.6: Number of institutional sites assisted	A.6.10: Number of health centres/sites assisted	health center	333	262
B: Shock-affected malnourished children and pregnant and lactating women receive specialized nutritious foods in order to treat and reduce acute malnutrition rates				
Treatment of moderate acute malnutrition				
B.2: Quantity of specialized nutritious foods provided	B.2.1: Quantity of specialized nutritious foods provided	Mt	555	378.5
D: Shock-affected communities benefit from construction and/or rehabilitation of assets that improve food security and build resilience to natural shocks and climate change				
Food assistance for asset				
D.1: Number of assets built, restored or maintained by targeted households and communities, by type and unit of measure	D.1.113: Volume (m3) of rock catchments constructed	m3	4,066	4,066
D.1: Number of assets built, restored or maintained by targeted households and communities, by type and unit of measure	D.1.122: Number of boreholes for agriculture or livestock created	Number	60	66
D.1: Number of assets built, restored or maintained by targeted households and communities, by type and unit of measure	D.1.125: Number of community water ponds for irrigation/livestock use rehabilitated/maintained (3000-8000 cbmt)	Number	1	1
D.1: Number of assets built, restored or maintained by targeted households and communities, by type and unit of measure	D.1.129: Number of wells, shallow wells constructed for irrigation/livestock use (0-50 cbmt)	Number	1	1
D.1: Number of assets built, restored or maintained by targeted households and communities, by type and unit of measure	D.1.130: Number of wells, shallow wells constructed for irrigation/livestock use (> 50 cbmt)	Number	1	1

D.1: Number of assets built, restored or maintained by targeted households and communities, by type and unit of measure	D.1.133: Number of community water ponds for domestic use constructed (3000-8000 cbmt)	Number	9	9
D.1: Number of assets built, restored or maintained by targeted households and communities, by type and unit of measure	D.1.13: Hectares (ha) of community woodlots/forest planted, maintained or protected	Ha	33.5	28.65
D.1: Number of assets built, restored or maintained by targeted households and communities, by type and unit of measure	D.1.146: Number of animal handling (cattle crush) facilities established	Number	426	331
D.1: Number of assets built, restored or maintained by targeted households and communities, by type and unit of measure	D.1.147: Number of concrete bridges constructed	Number	44	44
D.1: Number of assets built, restored or maintained by targeted households and communities, by type and unit of measure	D.1.154: Number of non-food items distributed (tools, milling machines, pumps, etc.)	Number	1,302	1,302
D.1: Number of assets built, restored or maintained by targeted households and communities, by type and unit of measure	D.1.157: Number of animal shelters constructed	animal shelter	378	362
D.1: Number of assets built, restored or maintained by targeted households and communities, by type and unit of measure	D.1.158: Community common centres established/rehabilitated	centre	348	343
D.1: Number of assets built, restored or maintained by targeted households and communities, by type and unit of measure	D.1.159: Hectares (ha) of land brought under plantation	Ha	1,237	1,132
D.1: Number of assets built, restored or maintained by targeted households and communities, by type and unit of measure	D.1.162: Kilograms (Kg) of fresh fodder hydroponically produced	Kilograms	1	1
D.1: Number of assets built, restored or maintained by targeted households and communities, by type and unit of measure	D.1.163: Number of hand washing facilities created	Number	6,154	6,204
D.1: Number of assets built, restored or maintained by targeted households and communities, by type and unit of measure	D.1.17: Hectares (ha) of land cleared	Ha	2,391	2,373
D.1: Number of assets built, restored or maintained by targeted households and communities, by type and unit of measure	D.1.22: Hectares (ha) of gardens created	Ha	50	64.29
D.1: Number of assets built, restored or maintained by targeted households and communities, by type and unit of measure	D.1.33: Kilometres (km) of live fencing created	Km	35	34.78
D.1: Number of assets built, restored or maintained by targeted households and communities, by type and unit of measure	D.1.41: Kilometres (km) of footpaths, tracks or trails rehabilitated	Km	613.8	557.9
D.1: Number of assets built, restored or maintained by targeted households and communities, by type and unit of measure	D.1.45: Number of assets built, restored or maintained by targeted communities	Number	30,771	29,157
D.1: Number of assets built, restored or maintained by targeted households and communities, by type and unit of measure	D.1.50: Number of social infrastructures and Income Generating infrastructures constructed (School Building, Facility Center, Community Building, Market Stalls, etc.)	Number	3,296	3,321
D.1: Number of assets built, restored or maintained by targeted households and communities, by type and unit of measure	D.1.52: Number of social infrastructures and Income Generating infrastructures rehabilitated (School Building, Facility Center, Community Building, Market Stalls, etc.)	Number	131	131

D.1: Number of assets built, restored or maintained by targeted households and communities, by type and unit of measure	D.1.55: Number of community gardens established	garden	2,552	2,364
D.1: Number of assets built, restored or maintained by targeted households and communities, by type and unit of measure	D.1.67: Number of fish ponds constructed	Number	14	11
D.1: Number of assets built, restored or maintained by targeted households and communities, by type and unit of measure	D.1.70: Number of hives distributed	Number	26	26
D.1: Number of assets built, restored or maintained by targeted households and communities, by type and unit of measure	D.1.73: Number of fuel efficient stoves distributed	Number	2,050	1,609
D.1: Number of assets built, restored or maintained by targeted households and communities, by type and unit of measure	D.1.77: Number of latrines constructed	Number	8,542	8,452
D.1: Number of assets built, restored or maintained by targeted households and communities, by type and unit of measure	D.1.7: Hectares (ha) of community woodlots	Ha	900	885.85
D.1: Number of assets built, restored or maintained by targeted households and communities, by type and unit of measure	D.1.98: Number of tree seedlings produced/provided	Number	20,600	19,685
D.2*: Number of people provided with direct access to energy products or services	D.2*.10: Total number of people provided with direct access to energy products or services (Cooking)	Number	12,560	12,560
D.2*: Number of people provided with direct access to energy products or services	D.2*.12: Total number of people provided with direct access to energy products or services (Productive uses)	Number	208	208
Treatment of moderate acute malnutrition				
D.1: Number of assets built, restored or maintained by targeted households and communities, by type and unit of measure	D.1.50: Number of social infrastructures and Income Generating infrastructures constructed (School Building, Facility Center, Community Building, Market Stalls, etc.)	Number	337	0

Outcome Results

Activity 03: Provide cash and/or food transfers to vulnerable households affected by crisis

Outcome Indicator	Sex	Baseline	End-CSP Target	2021 Target	2021 Follow-up	2020 Follow-up	2019 Follow-up	source
Target Group: Children (6-23 months) and PLW - Location: Mozambique - Modality: Food - Subactivity: Treatment of moderate acute malnutrition								
MAM Treatment Default rate	Female	25.6	<15	<15	5.7	7.7	10.6	WFP
	Male	22.2	<15	<15	5.7	7.9	10.6	programme monitoring
	Overall	24	<15	<15	5.7	7.8	10.3	WFP programme monitoring

MAM Treatment Mortality rate	Female	2	<3	<3	0.1	0.1	0.2	WFP
	Male	1.1	<3	<3	0.1	0.1	0.2	programme monitoring
	Overall	1	<3	<3	0.1	0.1	0.2	WFP programme monitoring
MAM Treatment Non-response rate	Female	0.1	<15	<15	0	1.2	2.1	WFP
	Male	2.1	<15	<15	0	1.2	1.9	programme monitoring
	Overall	1.1	<15	<15	0	1.2	0.8	WFP programme monitoring
MAM Treatment Recovery rate	Female	70	>75	>75	94	88.7	84.9	WFP survey
	Male	72.9	>75	>75	94	89.6	84	WFP survey
	Overall	71.4	>75	>75	94	89.2	85.8	WFP survey
Proportion of eligible population that participates in programme (coverage)	Female	31	≥50	≥52	47	40.2	53	WFP
	Male	28	≥50	≥48	44	41.3	47	programme monitoring
	Overall	30	≥50	≥100	45.5	40.8	40	WFP programme monitoring
Target Group: Food Insecure Households - Location: Mozambique - Modality: Cash, Commodity Voucher, Food - Subactivity: Food assistance for asset								
Consumption-based Coping Strategy Index (Average)	Female	16.6	≤15	≤15	15.5	11	8.2	WFP survey
	Male	17.6	≤15	≤15	14.4	12	8.8	WFP survey
	Overall	17.3	≤15	≤15	14.8	12	8.5	WFP survey
Food Consumption Score – Nutrition: Percentage of households that consumed Hem Iron rich food daily (in the last 7 days)	Female	4.1	≥11	≥11	7	4	9	WFP survey
	Male	7.6	≥11	≥11	11	6	18	WFP survey
	Overall	5.4	≥11	≥11	9	5	13	WFP survey
Food Consumption Score – Nutrition: Percentage of households that consumed Vit A rich food daily (in the last 7 days)	Female	47.1	≥50	≥50	29	54	52	WFP survey
	Male	44	≥44	≥44	33	48	46	WFP survey
	Overall	45.9	≥47	≥47	31	51	49	WFP survey
Food Consumption Score – Nutrition: Percentage of households that consumed Protein rich food daily (in the last 7 days)	Female	18.1	≥30	≥30	34	14	31	WFP survey
	Male	24.1	≥30	≥30	34	24	46	WFP survey
	Overall	20.3	≥30	≥30	34	20	39	WFP survey
Food Consumption Score – Nutrition: Percentage of households that never consumed Hem Iron rich food (in the last 7 days)	Female	48.3	≤19	≤19	49	63	38	WFP survey
	Male	34.3	≤19	≤19	46	51	30	WFP survey
	Overall	43.3	≤19	≤19	48	56	34	WFP survey
Food Consumption Score – Nutrition: Percentage of households that never consumed Protein rich food (in the last 7 days)	Female	30.3	≤10	≤10	21	27	17	WFP survey
	Male	18.7	≤10	≤10	17	20	11	WFP survey
	Overall	26.1	≤10	≤10	19	23	14	WFP survey

Food Consumption Score – Nutrition: Percentage of households that never consumed Vit A rich food (in the last 7 days)	Female	7.3	≤5	≤5	18	8	9	WFP survey
	Male	5.4	≤5	≤5	20	9	13	WFP survey
	Overall	6.6	≤5	≤5	19	8	11	WFP survey
Food Consumption Score – Nutrition: Percentage of households that sometimes consumed Hem Iron rich food (in the last 7 days)	Female	47.6	≥70	≥70	44	33	53	WFP survey
	Male	58.1	≥70	≥70	43	43	52	WFP survey
	Overall	51.4	≥70	≥70	43	39	53	WFP survey
Food Consumption Score – Nutrition: Percentage of households that sometimes consumed Protein rich food (in the last 7 days)	Female	51.6	≥60	≥60	45	59	51	WFP survey
	Male	57.1	≥60	≥60	49	55	43	WFP survey
	Overall	53.6	≥60	≥60	47	57	47	WFP survey
Food Consumption Score – Nutrition: Percentage of households that sometimes consumed Vit A rich food (in the last 7 days)	Female	45.6	≥45	≥45	53	37	39	WFP survey
	Male	50.6	≥50	≥50	47	43	41	WFP survey
	Overall	47.4	≥48	≥48	50	40	40	WFP survey
Food Consumption Score: Percentage of households with Acceptable Food Consumption Score	Female	39	≥45	≥55	44	24	68	WFP survey
	Male	39.1	≥45	≥55	52	33	74	WFP survey
	Overall	39.1	≥45	≥55	49	29	72	WFP survey
Food Consumption Score: Percentage of households with Borderline Food Consumption Score	Female	42.5	≤37.5	≤30	31	34	18	WFP survey
	Male	37.3	≤37.5	≤30	29	37	14	WFP survey
	Overall	39	≤37.5	≤30	30	36	15	WFP survey
Food Consumption Score: Percentage of households with Poor Food Consumption Score	Female	18.5	≤17.5	≤15	25	42	14	WFP survey
	Male	23.4	≤17.5	≤15	19	30	12	WFP survey
	Overall	21.9	≤17.5	≤15	21	35	13	WFP survey
Food Expenditure Share	Female	85.8	≤75	≤75	42	60	38	WFP survey
	Male	84.2	≤75	≤75	40	54	34	WFP survey
	Overall	84.7	≤75	≤75	40	57	36	WFP survey
Livelihood-based Coping Strategy Index (Percentage of households using coping strategies): Percentage of households not using livelihood based coping strategies	Female	27	≥47	≥50	42	52	50	WFP survey
	Male	26	≥47	≥50	45	46	48	WFP survey
	Overall	27	≥47	≥50	44	49	49	WFP survey
Livelihood-based Coping Strategy Index (Percentage of households using coping strategies): Percentage of households using crisis coping strategies	Female	14	≤14	≤12.5	16	16	16	WFP survey
	Male	14	≤14	≤12.5	13	15	10	WFP survey
	Overall	14	≤14	≤12.5	14	16	13	WFP survey
Livelihood-based Coping Strategy Index (Percentage of households using coping strategies): Percentage of households using emergency coping strategies	Female	47	≤25	≤25	35	21	25	WFP survey
	Male	45	≤25	≤25	32	28	25	WFP survey
	Overall	45	≤25	≤25	33	24	25	WFP survey
Livelihood-based Coping Strategy Index (Percentage of households using coping strategies): Percentage of households using stress coping strategies	Female	12	≤14	≤12.5	7	11	9	WFP survey
	Male	15	≤14	≤12.5	11	11	17	WFP survey
	Overall	14	≤14	≤12.5	9	11	13	WFP survey
Proportion of the population in targeted communities reporting benefits from an enhanced livelihood asset base	Overall	15	≥30	≥30	16	16	18	WFP survey

Strategic Outcome 03: Children in chronically food insecure areas have access to nutritious food throughout the year.				Root Causes	
Output Results					
Activity 04: Strengthen the capacity of the government bodies responsible for the national home grown school feeding programme					
Detailed Indicator	Beneficiary Group	Sub Activity	Unit of measure	Planned	Actual
A.1: Beneficiaries receiving commodity vouchers transfers	Activity supporters	School feeding (on-site)	Female	3,397	3,847
			Male	3,396	2,947
			Total	6,793	6,794
A.1: Beneficiaries receiving commodity vouchers transfers	Activity supporters	School feeding (take-home rations)	Female	2,095	706
			Male	2,095	910
			Total	4,190	1,616
A.1: Beneficiaries receiving commodity vouchers transfers	Students (primary schools)	School feeding (on-site)	Female	116,992	115,412
			Male	131,928	122,382
			Total	248,920	237,794
A.1: Beneficiaries receiving commodity vouchers transfers	Students (primary schools)	School feeding (take-home rations)	Female	109,899	48,335
			Male	123,929	49,006
			Total	233,828	97,341
A.4: Commodity Vouchers transfers			US\$	18,841,544	8,043,706

Output Results				
Activity 04: Strengthen the capacity of the government bodies responsible for the national home grown school feeding programme				
Output indicator	Detailed indicator	Unit of measure	Planned	Actual
A: WFP-targeted school children receive a nutritious meal every day they attend school in order to meet basic food and nutrition needs and increase school attendance and retention				
School feeding (on-site)				
A.10*: Total value (USD) of capacity strengthening transfers	A.10*.1: Total value (USD) of capacity strengthening transfers	US\$	1,038,104.44	122,537.69
A.5: Quantity of non-food items distributed	A.5.19: Quantity of kitchen utensils distributed (plates, spoons, cooking pots etc.)	non-food item	266,080	73,986
A.5: Quantity of non-food items distributed	A.5.20: Quantity of motorbikes/vehicles distributed	non-food item	2	2
A.5: Quantity of non-food items distributed	A.5.23: Quantity of weighing scales distributed	non-food item	393	130
A.5: Quantity of non-food items distributed	A.5.24: Value of non-food items distributed	US\$	764,736.71	292,820.18
A.5: Quantity of non-food items distributed	A.5.32: Number of Hygiene kits distributed (soap)	Number	766,672	19,318
A.6: Number of institutional sites assisted	A.6.11: Number of institutional sites assisted	site	538	538
A.6: Number of institutional sites assisted	A.6.24: Number of schools supported through home-grown school feeding model	school	470	470
A.6: Number of institutional sites assisted	A.6.33: Number of WFP-assisted schools that promote health, nutrition and hygiene education	school	538	530
A.6: Number of institutional sites assisted	A.6.37: Number of assisted schools that procure fresh food items	school	470	470
A.6: Number of institutional sites assisted	A.6.MGD2.2.1: Number of individuals (female) trained in safe food preparation and storage	individual	626	363
A.6: Number of institutional sites assisted	A.6.MGD2.2: Number of individuals (male) trained in safe food preparation and storage	individual	480	206
A.7: Number of retailers participating in cash-based transfer programmes	A.7.1: Number of retailers participating in cash-based transfer programmes	retailer	31	27
School feeding (take-home rations)				
A.10*: Total value (USD) of capacity strengthening transfers	A.10*.1: Total value (USD) of capacity strengthening transfers	US\$	38,153.15	48,377.97
A.5: Quantity of non-food items distributed	A.5.24: Value of non-food items distributed	US\$	81,556.62	30,054.61
A.5: Quantity of non-food items distributed	A.5.32: Number of Hygiene kits distributed (soap)	Number	1,062	2,178
A.6: Number of institutional sites assisted	A.6.11: Number of institutional sites assisted	site	155	154
A.6: Number of institutional sites assisted	A.6.33: Number of WFP-assisted schools that promote health, nutrition and hygiene education	school	130	132
A.7: Number of retailers participating in cash-based transfer programmes	A.7.1: Number of retailers participating in cash-based transfer programmes	retailer	9	9
C: School children targeted by the national home-grown school feeding programme benefit from improved design, finance and implementation capacity of the government that helps meet their basic food and nutrition needs and increase school attendance and retention				
School feeding (on-site)				

C.4*: Number of people engaged in capacity strengthening initiatives facilitated by WFP to enhance national food security and nutrition stakeholder capacities (new)	C.4*.1: Number of government/national partner staff receiving technical assistance and training	individual	1,626	554
C.5*: Number of capacity strengthening initiatives facilitated by WFP to enhance national food security and nutrition stakeholder capacities (new)	C.5*.1: Number of technical assistance activities provided	unit	17	4
C.8*: USD value of assets and infrastructure handed over to national stakeholders as a result of WFP capacity strengthening support (new)	C.8*.1: USD value of assets and infrastructure handed over to national stakeholders as a result of WFP capacity strengthening support (new)	US\$	2,123,404.21	64,910.52
School feeding (take-home rations)				
C.4*: Number of people engaged in capacity strengthening initiatives facilitated by WFP to enhance national food security and nutrition stakeholder capacities (new)	C.4*.1: Number of government/national partner staff receiving technical assistance and training	individual	220	223
C.5*: Number of capacity strengthening initiatives facilitated by WFP to enhance national food security and nutrition stakeholder capacities (new)	C.5*.1: Number of technical assistance activities provided	unit	10	4
N*: School children in targeted schools are provided with nutritionally diverse and/or multi-fortified school meals				
School feeding (on-site)				
N*.1: Feeding days as percentage of total school days	N*.1.1: Feeding days as percentage of total school days	%	100	45.78
N*.2: Average number of school days per month on which multi-fortified or at least 4 food groups were provided (nutrition-sensitive indicator)	N*.2.1: Average number of school days per month on which multi-fortified or at least 4 food groups were provided (nutrition-sensitive indicator)	Days	16	8.22

Outcome Results								
Activity 04: Strengthen the capacity of the government bodies responsible for the national home grown school feeding programme								
Outcome Indicator	Sex	Baseline	End-CSP Target	2021 Target	2021 Follow-up	2020 Follow-up	2019 Follow-up	source
Target Group: School-Aged Children - Location: Mozambique - Modality: Commodity Voucher - Subactivity: School feeding (on-site)								
Enrolment rate	Female	15.6	≥16	≥20	36	12		WFP survey
	Male	13	≥16	≥20	41	11		WFP survey
	Overall	14.3	≥16	≥20	39	12		WFP survey
Retention rate	Female	94	≥95	≥95	98		96	WFP survey
	Male	93	≥95	≥95	98		96	WFP survey
	Overall	94	≥95	≥95	98		96	WFP survey
Target Group: School-Aged Children - Location: Mozambique - Modality: Value Voucher - Subactivity: School feeding (on-site)								
Attendance rate (new)	Female	93.5	≥93	≥93.1	88.63		93.1	WFP survey
	Male	93.1	≥93	≥93.4	88.1		93.4	WFP survey
	Overall	93.3	≥93	≥93.3	88.4		93.3	WFP survey
Pass rate	Female	75.9	≥80	≥90	89.06		82	WFP
	Male	76.4	≥80	≥90	89.92		81	programme
	Overall	76.2	≥80	≥90	89.33		81.2	monitoring
								WFP programme monitoring
								WFP programme monitoring
								WFP programme monitoring

Strategic Outcome 04: Targeted people in prioritized areas of Mozambique have improved nutritional status in line with national targets by 2021				- Root Causes	
Output Results					
Activity 05: Provide capacity strengthening and technical assistance to government entities implementing the national strategy to combat stunting and micronutrient deficiencies					
Output indicator	Detailed indicator	Unit of measure	Planned	Actual	
C: Vulnerable people in Mozambique benefit from strengthened, evidence-based national capacity to combat stunting and micronutrient deficiencies in order to improve their nutritional status					
Prevention of stunting					
C.4*: Number of people engaged in capacity strengthening initiatives facilitated by WFP to enhance national food security and nutrition stakeholder capacities (new)	C.4*.1: Number of government/national partner staff receiving technical assistance and training	individual	55	38	
C.5*: Number of capacity strengthening initiatives facilitated by WFP to enhance national food security and nutrition stakeholder capacities (new)	C.5*.1: Number of technical assistance activities provided	unit	3	2	
C.5*: Number of capacity strengthening initiatives facilitated by WFP to enhance national food security and nutrition stakeholder capacities (new)	C.5*.2: Number of training sessions/workshop organized	training session	13	10	
Treatment of moderate acute malnutrition					
C.4*: Number of people engaged in capacity strengthening initiatives facilitated by WFP to enhance national food security and nutrition stakeholder capacities (new)	C.4*.1: Number of government/national partner staff receiving technical assistance and training	individual	250	422	
C.5*: Number of capacity strengthening initiatives facilitated by WFP to enhance national food security and nutrition stakeholder capacities (new)	C.5*.2: Number of training sessions/workshop organized	training session	3	0	
C.6*: Number of tools or products developed or revised to enhance national food security and nutrition systems as a result of WFP capacity strengthening support (new)	C.6*.1: Number of tools or products developed	unit	12	6	
E*: Vulnerable people in Mozambique benefit from improved knowledge in nutrition, care practices and healthy diets in order to improve their nutritional status					
Prevention of stunting					
E*.4: Number of people reached through interpersonal SBCC approaches	E*.4.1: Number of people reached through interpersonal SBCC approaches (male)	Number	1,500	3,831	
E*.4: Number of people reached through interpersonal SBCC approaches	E*.4.2: Number of people reached through interpersonal SBCC approaches (female)	Number	1,500	6,985	

Outcome Results								
Activity 05: Provide capacity strengthening and technical assistance to government entities implementing the national strategy to combat stunting and micronutrient deficiencies								
Outcome Indicator	Sex	Baseline	End-CSP Target	2021 Target	2021 Follow-up	2020 Follow-up	2019 Follow-up	source
Target Group: Children 6-23 months - Location: Mozambique - Modality: Food - Subactivity: Prevention of stunting								
Proportion of children 6-23 months of age who receive a minimum acceptable diet	Overall	11.6	≥15	≥30	9.2	8.6	11.6	WFP survey
Target Group: Government - Location: Mozambique - Modality: Capacity Strengthening - Subactivity: Prevention of stunting								

Number of national food security and nutrition policies, programmes and system components enhanced as a result of WFP capacity strengthening (new)	Overall	0	≥2	≥2	5	5	1	WFP programme monitoring
Target Group: Women of Reproductive Age (15-49 years) - Location: Mozambique - Modality: Food - Subactivity: Prevention of stunting								
Minimum Dietary Diversity – Women	Overall	18.7	≥20	≥30	16.7	26	19	WFP survey

Strategic Outcome 05: Targeted smallholder farmers in northern and central Mozambique have enhanced livelihoods by 2021.							- Root Causes	
Output Results								
Activity 06: Enhance the aggregation, marketing and decision-making capacities of smallholder farmers, with focus on women								
Output indicator		Detailed indicator			Unit of measure	Planned	Actual	
A: Targeted smallholder farmers benefit from WFP support to reduce post-harvest losses and enhance productive capacities								
Smallholder agricultural market support activities								
A.10*: Total value (USD) of capacity strengthening transfers		A.10*.1: Total value (USD) of capacity strengthening transfers			US\$	240,000	247,266.12	
A.5: Quantity of non-food items distributed		A.5.14: Quantity of agricultural tools distributed			non-food item	2,080	5,751	
C: Targeted smallholder farmers benefit from WFP value chain support in order to have improved access to profitable markets and increase their incomes								
Smallholder agricultural market support activities								
C.4*: Number of people engaged in capacity strengthening initiatives facilitated by WFP to enhance national food security and nutrition stakeholder capacities (new)		C.4*.1: Number of government/national partner staff receiving technical assistance and training			individual	33	516	
C.5*: Number of capacity strengthening initiatives facilitated by WFP to enhance national food security and nutrition stakeholder capacities (new)		C.5*.2: Number of training sessions/workshop organized			training session	503	826	
F: Targeted smallholder farmers benefit from WFP technical assistance and capacity building								
Climate adaptation and risk management activities								
F.1: Number of smallholder farmers supported/trained		F.1.2: Number of demonstration gardens established			garden	200	192	
Smallholder agricultural market support activities								
F.1: Number of smallholder farmers supported/trained		F.1.22: Number of farmer organizations trained in market access and post-harvest handling skills			farmer organization	34	420	
F.1: Number of smallholder farmers supported/trained		F.1.26: Number of farmers receiving hermetic storage equipment			individual	1,200	986	
F.1: Number of smallholder farmers supported/trained		F.1.32: Number of farmers trained in marketing skills and post-harvest handling			individual	400	431	
F.1: Number of smallholder farmers supported/trained		F.1.41: Number of individual farmers trained in post-harvest handling practices			individual	9,665	17,171	
F.1: Number of smallholder farmers supported/trained		F.1.62: Number of government counterparts trained			individual	3	166	
F.1: Number of smallholder farmers supported/trained		F.1.LRP.4: Volume of commodities (metric tons) sold by project beneficiaries			Mt	6,051.6	9,207.09	

Outcome Results

Activity 06: Enhance the aggregation, marketing and decision-making capacities of smallholder farmers, with focus on women

Outcome Indicator	Sex	Baseline	End-CSP Target	2021 Target	2021 Follow-up	2020 Follow-up	2019 Follow-up	source
Target Group: Smallholder farmers - Location: Mozambique - Modality: Capacity Strengthening - Subactivity: Smallholder agricultural market support activities								
Food Consumption Score: Percentage of households with Acceptable Food Consumption Score	Female	75	≥90	≥90	81.03	74.8		WFP survey
	Male	86	≥90	≥90	90.91	78.35		WFP survey
	Overall	81	≥90	≥90	88.34	76.36		WFP survey
Food Consumption Score: Percentage of households with Borderline Food Consumption Score	Female	24	≤9	≤9	17.24	21.95		WFP survey
	Male	13	≤9	≤9	7.88	21.65		WFP survey
	Overall	18	≤9	≤9	10.31	21.82		WFP survey
Food Consumption Score: Percentage of households with Poor Food Consumption Score	Female	1	≤1	≤1	1.72	3.25		WFP survey
	Male	1	≤1	≤1	1.21	0		WFP survey
	Overall	1	≤1	≤1	1.35	1.82		WFP survey
Livelihood-based Coping Strategy Index (Percentage of households using coping strategies): Percentage of households not using livelihood based coping strategies	Female	39	≥50	≥50	51.72	66.67		WFP survey
	Male	41	≥50	≥50	69.09	63.92		WFP survey
	Overall	40	≥50	≥50	64.57	65.45		WFP survey
Livelihood-based Coping Strategy Index (Percentage of households using coping strategies): Percentage of households using crisis coping strategies	Female	20	≤15	≤15	22.41	5.69		WFP survey
	Male	20	≤15	≤15	11.52	3.09		WFP survey
	Overall	20	≤15	≤15	14.35	4.55		WFP survey
Livelihood-based Coping Strategy Index (Percentage of households using coping strategies): Percentage of households using emergency coping strategies	Female	27	≤25	≤25	22.41	20.33		WFP survey
	Male	23	≤25	≤25	8.48	23.71		WFP survey
	Overall	25	≤25	≤25	12.11	21.82		WFP survey
Livelihood-based Coping Strategy Index (Percentage of households using coping strategies): Percentage of households using stress coping strategies	Female	13	≤10	≤10	3.45	7.32		WFP survey
	Male	16	≤10	≤10	10.91	9.28		WFP survey
	Overall	15	≤10	≤10	8.97	8.18		WFP survey
Number of national food security and nutrition policies, programmes and system components enhanced as a result of WFP capacity strengthening (new)	Overall	0	≥7	≥5	19	3	7	WFP programme monitoring
Percentage of targeted smallholders selling through WFP-supported farmer aggregation systems	Female	8	≥21	≥25	19.25	36.4	18	WFP survey
	Male	13	≥21	≥25	41.27	13.14	40	WFP survey
	Overall	21	≥21	≥21	30.18	47.04	58	WFP survey
Rate of smallholder post-harvest losses	Overall	30	≤28	≤20			30	WFP survey
Value and volume of smallholder sales through WFP-supported aggregation systems: Value (USD)	Overall	195,768	≥33,320	≥196,000	1,610,492	3,703,841	20,266.28	WFP survey
Value and volume of smallholder sales through WFP-supported aggregation systems: Volume (MT)	Overall	2,719	≥340	≥2,700	9,207	16,077	187.77	WFP survey

Strategic Outcome 06: Humanitarian and development partners in Mozambique are reliably supported by efficient and effective supply chain and ICT services and expertise.				- Resilience Building	
Output Results					
Activity 07: Provide supply chain services to humanitarian and development partners					
Output indicator	Detailed indicator	Unit of measure	Planned	Actual	
C: Vulnerable communities benefit from increased supply chain capacity of the government and other partners that improves the effectiveness of development and humanitarian programs					
CBT platform					
C.4*: Number of people engaged in capacity strengthening initiatives facilitated by WFP to enhance national food security and nutrition stakeholder capacities (new)	C.4*.1: Number of government/national partner staff receiving technical assistance and training	individual	30	30	
C.6*: Number of tools or products developed or revised to enhance national food security and nutrition systems as a result of WFP capacity strengthening support (new)	C.6*.1: Number of tools or products developed	unit	10	0	
Service Delivery General					
C.4*: Number of people engaged in capacity strengthening initiatives facilitated by WFP to enhance national food security and nutrition stakeholder capacities (new)	C.4*.1: Number of government/national partner staff receiving technical assistance and training	individual	100	46	
C.5*: Number of capacity strengthening initiatives facilitated by WFP to enhance national food security and nutrition stakeholder capacities (new)	C.5*.2: Number of training sessions/workshop organized	training session	5	9	
H: Vulnerable communities benefit from WFP provision of supply chain and IT services and expertise to the government and other partners that improves the effectiveness of development and humanitarian programs					
Service Delivery General					
H.4: Total volume of cargo transported	H.4.21: Volume (m3) of cargo transported	m3	300	3,009	
H.4: Total volume of cargo transported	H.4.25: Volume of cargo handled through storage services	m3	4,000	20,107	
H.5: Percentage of cargo capacity offered against total capacity requested	H.5.1: Percentage of cargo capacity offered against total capacity requested	%	100	50	

Outcome Results								
Activity 07: Provide supply chain services to humanitarian and development partners								
Outcome Indicator	Sex	Baseline	End-CSP Target	2021 Target	2021 Follow-up	2020 Follow-up	2019 Follow-up	source
Target Group: Humanitarian and Development Partners - Location: Mozambique - Modality: - Subactivity: Supply Chain Service Provision for Third Parties								
User satisfaction rate	Overall	75	=100	=100	85	90	75	WFP survey

Strategic Outcome 07: Government and humanitarian partners in Mozambique have access to effective and reliable services during times of crisis.				- Crisis Response	
Output Results					
Activity 08: Provide services through the Logistics Cluster to government and other humanitarian and development partners					
Output indicator	Detailed indicator	Unit of measure	Planned	Actual	
H: Populations affected by crisis benefit from logistics cluster services to national disaster management cells, humanitarian agencies and partners in order to timely receive life-saving food and medical supplies.					
Service Delivery General					
H.1: Number of shared services provided, by type	H.1.105: Number of services provided	service	50	30	
H.2: Number of WFP-led clusters operational, by type	H.2.1: Number of WFP-led clusters operational	unit	12	9	
Activity 10: Provide humanitarian air services to government and other humanitarian and development partners					
Output indicator	Detailed indicator	Unit of measure	Planned	Actual	
H: Populations affected by crisis benefit from the humanitarian air services to national disaster management cells, humanitarian agencies and partners in order to timely receive humanitarian assistance.					
Service Delivery General					
H.4: Total volume of cargo transported	H.4.21: Volume (m3) of cargo transported	m3	100	41,127	
H.7: Total number of passengers transported	H.7.3: Number of passengers transported	individual	200	4,881	

Cross-cutting Indicators

Progress towards gender equality indicators

Improved gender equality and women's empowerment among WFP-assisted population								
Activity 03: Provide cash and/or food transfers to vulnerable households affected by crisis								
CrossCutting Indicator	Sex	Baseline	End-CSP Target	2021 Target	2021 Follow-up	2020 Follow-up	2019 Follow-up	source
Target Group: FFA Participants - Location: Mozambique - Modality: Cash - Subactivity: Food assistance for asset								
Type of transfer (food, cash, voucher, no compensation) received by participants in WFP activities, disaggregated by sex and type of activity - -	Female	52.01	=52	=52	53			WFP programme monitoring WFP programme monitoring WFP programme monitoring
	Male	47.99	=48	=48	47			
	Overall	100	=100	=100	100			
Target Group: FFA Participants - Location: Mozambique - Modality: Commodity Voucher - Subactivity: Food assistance for asset								
Type of transfer (food, cash, voucher, no compensation) received by participants in WFP activities, disaggregated by sex and type of activity - -	Female	52	=52	=52	55			- WFP programme monitoring -
	Male	48	=48	=48	45			
	Overall	100	=100	=100	100			
Target Group: FFA Participants - Location: Mozambique - Modality: Food - Subactivity: Food assistance for asset								
Type of transfer (food, cash, voucher, no compensation) received by participants in WFP activities, disaggregated by sex and type of activity - -	Female	52	=52	=52	52			- WFP programme monitoring -
	Male	48	=48	=48	48			
	Overall	100	=100	=100	100			
Target Group: Food Insecure Households - Location: Mozambique - Modality: Cash - Subactivity: Food assistance for asset								
Proportion of households where women, men, or both women and men make decisions on the use of food/cash/vouchers, disaggregated by transfer modality - Decisions jointly made by women and men	Overall	27.8	≥28	≥28	42.11			WFP survey
Proportion of households where women, men, or both women and men make decisions on the use of food/cash/vouchers, disaggregated by transfer modality - Decisions made by men	Overall	40.4	≤40	≤40	21.05			WFP survey
Proportion of households where women, men, or both women and men make decisions on the use of food/cash/vouchers, disaggregated by transfer modality - Decisions made by women	Overall	31.8	≥32	≥32	36.84			WFP survey
Target Group: Food Insecure Households - Location: Mozambique - Modality: Cash, Commodity Voucher, Food - Subactivity: Food assistance for asset								

Proportion of food assistance decision-making entity – committees, boards, teams, etc. – members who are women - -	Overall	0	≥50	≥50	43	51	49	WFP survey
Target Group: Food Insecure Households - Location: Mozambique - Modality: Commodity Voucher - Subactivity: Food assistance for asset								
Proportion of households where women, men, or both women and men make decisions on the use of food/cash/vouchers, disaggregated by transfer modality - Decisions jointly made by women and men	Overall	17	≥17	≥17	21.25	38.4		WFP survey
Proportion of households where women, men, or both women and men make decisions on the use of food/cash/vouchers, disaggregated by transfer modality - Decisions made by men	Overall	32	≤32	≤32	16.25	32.9		WFP survey
Proportion of households where women, men, or both women and men make decisions on the use of food/cash/vouchers, disaggregated by transfer modality - Decisions made by women	Overall	51	≥52	≥52	62.5	28.8		WFP survey
Target Group: Food Insecure Households - Location: Mozambique - Modality: Food - Subactivity: Food assistance for asset								
Proportion of households where women, men, or both women and men make decisions on the use of food/cash/vouchers, disaggregated by transfer modality - Decisions jointly made by women and men	Overall	40.34	≥50	≥50	34.94	34.1		WFP survey
Proportion of households where women, men, or both women and men make decisions on the use of food/cash/vouchers, disaggregated by transfer modality - Decisions made by men	Overall	38.33	≤20	≤20	21.79	27.2		WFP survey
Proportion of households where women, men, or both women and men make decisions on the use of food/cash/vouchers, disaggregated by transfer modality - Decisions made by women	Overall	21.33	≥30	≥30	43.27	38.7		WFP survey

Protection indicators

Affected populations are able to benefit from WFP programmes in a manner that ensures and promotes their safety, dignity and integrity

Activity 03: Provide cash and/or food transfers to vulnerable households affected by crisis

CrossCutting Indicator	Sex	Baseline	End-CSP Target	2021 Target	2021 Follow-up	2020 Follow-up	2019 Follow-up	source
Target Group: Food Insecure Households - Location: Mozambique - Modality: Cash, Commodity Voucher, Food - Subactivity: Food assistance for asset								
Proportion of targeted people having unhindered access to WFP programmes (new) - -	Female	67	=100	=100	99.9	99.93		WFP survey
	Male	64	=100	=100	100	100		WFP survey
	Overall	65	=100	=100	100	99.96		WFP survey
Proportion of targeted people who report that WFP programmes are dignified (new) - -	Female	94	=100	=100	99.61	98.27		WFP survey
	Male	94	=100	=100	98.18	98.24		WFP survey
	Overall	94	=100	=100	98.89	98.25		WFP survey
Target Group: Food insecure households - Location: Mozambique - Modality: Cash, Commodity Voucher, Food - Subactivity: Food assistance for asset								
Proportion of targeted people accessing assistance without protection challenges - -	Female	0	=99	≥99	99.8	99.91	97	WFP survey
	Male	0	=99	≥99	99.9	100	96	WFP survey
	Overall	0	=99	≥99	99.9	99.95	96	WFP survey

Accountability to affected population indicators

Affected populations are able to hold WFP and partners accountable for meeting their hunger needs in a manner that reflects their views and preferences

Activity 03: Provide cash and/or food transfers to vulnerable households affected by crisis

CrossCutting Indicator	Sex	Baseline	End-CSP Target	2021 Target	2021 Follow-up	2020 Follow-up	2019 Follow-up	source
Target Group: Food Insecure Households - Location: Mozambique - Modality: Cash, Commodity Voucher, Food - Subactivity:								
Proportion of project activities for which beneficiary feedback is documented, analysed and integrated into programme improvements - -	Overall	0	≥100	=100	67	67	67	WFP survey
Target Group: Food Insecure Households - Location: Mozambique - Modality: Cash, Commodity Voucher, Food - Subactivity: Food assistance for asset								
Proportion of assisted people informed about the programme (who is included, what people will receive, length of assistance) - -	Female	0	≥80	≥80	93.74	82.5	57	WFP survey
	Male	0	≥80	≥80	92.87	85.3	62	WFP survey
	Overall	0	≥80	≥80	93.31	84.2	59	WFP survey

Environment indicators

Targeted communities benefit from WFP programmes in a manner that does not harm the environment								
Activity 03: Provide cash and/or food transfers to vulnerable households affected by crisis								
CrossCutting Indicator	Sex	Baseline	End-CSP Target	2021 Target	2021 Follow-up	2020 Follow-up	2019 Follow-up	source
Target Group: Food Insecure Households - Location: Mozambique - Modality: Cash, Commodity Voucher, Food - Subactivity: Food assistance for asset								
Proportion of activities for which environmental risks have been screened and, as required, mitigation actions identified - -	Overall	0	≥50	≥50		42.19	23	WFP survey
Target Group: Food Insecure Households - Location: Mozambique - Modality: Cash, Commodity Voucher, Food - Subactivity: General Distribution								
Proportion of FLAs/MOUs/CCs for CSP activities screened for environmental and social risk - -	Overall	42.19	=100	≥50	82.61			WFP programme monitoring
Activity 06: Enhance the aggregation, marketing and decision-making capacities of smallholder farmers, with focus on women								
CrossCutting Indicator	Sex	Baseline	End-CSP Target	2021 Target	2021 Follow-up	2020 Follow-up	2019 Follow-up	source
Target Group: Smallholder Farmers - Location: Mozambique - Modality: Capacity Strengthening - Subactivity: Smallholder agricultural market support activities								
Proportion of FLAs/MOUs/CCs for CSP activities screened for environmental and social risk - -	Overall	25	=100	≥50				-

Cover page photo © WFP/Yuri Andrade

Children displaced by the conflict in Cabo Delgado enjoying a hot school meal provided by WFP in the district of Metuge, Cabo Delgado.

World Food Programme

Contact info

Antonella D'Aprile

antonella.daprile@wfp.org

<https://www.wfp.org/countries/mozambique>

Financial Section

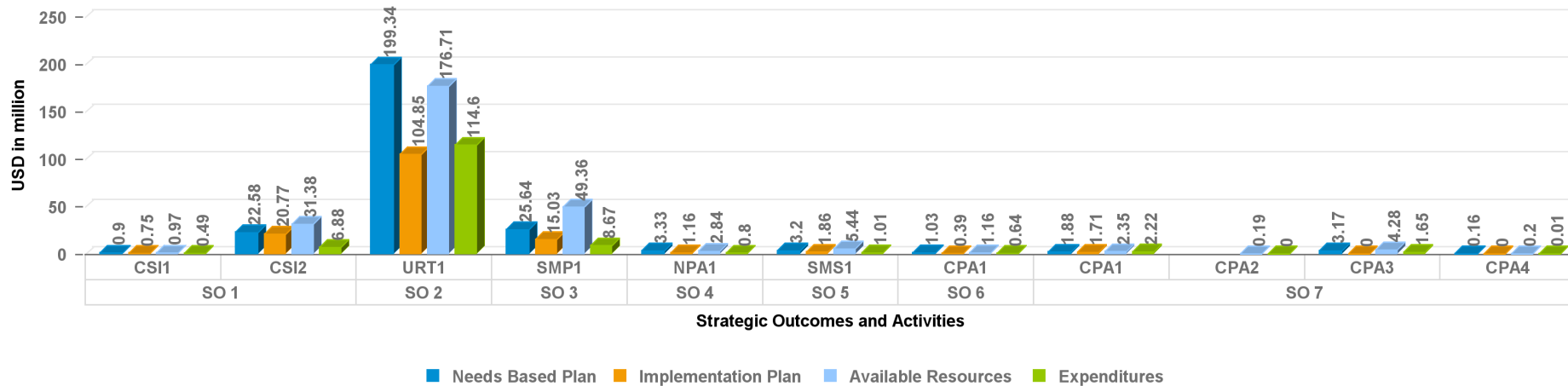
Financial information is taken from WFP's financial records which have been submitted to WFP's auditors.

Annual Country Report

Mozambique Country Portfolio Budget 2021 (2017-2022)

Annual Financial Overview for the period 1 January to 31 December 2021 (Amount in USD)

Annual CPB Overview



Code	Strategic Outcome
SO 1	Households in food insecure areas of Mozambique are able to maintain access to adequate and nutritious food throughout the year, including in times of shock.
SO 2	Shock affected people in Mozambique are able to meet their basic food and nutrition needs during and immediately after a crisis
SO 3	Children in chronically food insecure areas have access to nutritious food throughout the year.
SO 4	Targeted people in prioritized areas of Mozambique have improved nutritional status in line with national targets by 2021
SO 5	Targeted smallholder farmers in northern and central Mozambique have enhanced livelihoods by 2021.
SO 6	Humanitarian and development partners in Mozambique are reliably supported by efficient and effective supply chain and ICT services and expertise.
SO 7	Government and humanitarian partners in Mozambique have access to effective and reliable services during times of crisis.
Code	Country Activity Long Description
CPA1	Provide services through the Logistics Cluster to government and other humanitarian and development partners
CPA1	Provide supply chain services to humanitarian and development partners
CPA2	Provide Emergency Telecommunications Cluster services to government and other humanitarian and development partners
CPA3	Provide humanitarian air services to government and other humanitarian and development partners
CPA4	Provide accommodation, transport and other services as required to humanitarian and development partners
CSI1	Provide capacity strengthening to prepare for, respond to and recover from weather-related shocks, to the government at national, sub-national and community levels
CSI2	Provide technical assistance in making social protection programmes shock-responsive and hunger –sensitive, to the government
NPA1	Provide capacity strengthening and technical assistance to government entities implementing the national strategy to combat stunting and micronutrient deficiencies
SMP1	Strengthen the capacity of the government bodies responsible for the national home grown school feeding programme
SMS1	Enhance the aggregation, marketing and decision-making capacities of smallholder farmers, with focus on women
URT1	Provide cash and/or food transfers to vulnerable households affected by crisis

Annual Country Report

Mozambique Country Portfolio Budget 2021 (2017-2022)

Annual Financial Overview for the period 1 January to 31 December 2021 (Amount in USD)

Strategic Result	Strategic Outcome	Activity	Needs Based Plan	Implementation Plan	Available Resources	Expenditures	
1	Shock affected people in Mozambique are able to meet their basic food and nutrition needs during and immediately after a crisis	Provide cash and/or food transfers to vulnerable households affected by crisis	199,343,394	104,846,994	176,706,634	114,597,177	
		Non Activity Specific	0	0	0	0	
	Children in chronically food insecure areas have access to nutritious food throughout the year.	Strengthen the capacity of the government bodies responsible for the national home grown school feeding programme	25,641,423	15,027,092	49,356,596	8,668,835	
		Non Activity Specific	0	0	0	0	
	Households in food insecure areas of Mozambique are able to maintain access to adequate and nutritious food throughout the year, including in times of shock.	Provide capacity strengthening to prepare for, respond to and recover from weather-related shocks, to the government at national, sub-national and community levels	897,150	753,786	973,528	487,710	
		Provide technical assistance in making social protection programmes shock-responsive and hunger –sensitive, to the government	22,576,622	20,773,258	31,383,611	6,884,735	
	Subtotal Strategic Result 1. Everyone has access to food (SDG Target 2.1)			248,458,590	141,401,130	258,420,370	130,638,457

Annual Country Report

Mozambique Country Portfolio Budget 2021 (2017-2022)

Annual Financial Overview for the period 1 January to 31 December 2021 (Amount in USD)

Strategic Result	Strategic Outcome	Activity	Needs Based Plan	Implementation Plan	Available Resources	Expenditures
2	Targeted people in prioritized areas of Mozambique have improved nutritional status in line with national targets by 2021	Provide capacity strengthening and technical assistance to government entities implementing the national strategy to combat stunting and micronutrient deficiencies	3,331,919	1,156,980	2,837,998	801,323
		Non Activity Specific			0	
Subtotal Strategic Result 2. No one suffers from malnutrition (SDG Target 2.2)			3,331,919	1,156,980	2,837,998	801,323
3	Targeted smallholder farmers in northern and central Mozambique have enhanced livelihoods by 2021.	Enhance the aggregation, marketing and decision-making capacities of smallholder farmers, with focus on women	3,202,210	1,863,632	5,435,678	1,014,835
		Non Activity Specific	0	0	0	0
Subtotal Strategic Result 3. Smallholders have improved food security and nutrition (SDG Target 2.3)			3,202,210	1,863,632	5,435,678	1,014,835

Annual Country Report

Mozambique Country Portfolio Budget 2021 (2017-2022)

Annual Financial Overview for the period 1 January to 31 December 2021 (Amount in USD)

Strategic Result	Strategic Outcome	Activity	Needs Based Plan	Implementation Plan	Available Resources	Expenditures	
8	Government and humanitarian partners in Mozambique have access to effective and reliable services during times of crisis.	Provide services through the Logistics Cluster to government and other humanitarian and development partners	1,882,298	1,714,743	2,353,078	2,220,195	
		Provide Emergency Telecommunications Cluster services to government and other humanitarian and development partners			190,151	0	
		Provide humanitarian air services to government and other humanitarian and development partners	3,173,438	0	4,281,214	1,649,609	
		Provide accommodation, transport and other services as required to humanitarian and development partners	160,435	0	199,621	11,736	
	Humanitarian and development partners in Mozambique are reliably supported by efficient and effective supply chain and ICT services and expertise.	Provide supply chain services to humanitarian and development partners	1,027,179	388,905	1,164,309	644,528	
		Non Activity Specific	0	0	0	0	
	Subtotal Strategic Result 8. Sharing of knowledge, expertise and technology strengthen global partnership support to country efforts to achieve the SDGs (SDG Target 17.16)			6,243,349	2,103,648	8,188,373	4,526,068

Annual Country Report

Mozambique Country Portfolio Budget 2021 (2017-2022)

Annual Financial Overview for the period 1 January to 31 December 2021 (Amount in USD)

Strategic Result	Strategic Outcome	Activity	Needs Based Plan	Implementation Plan	Available Resources	Expenditures
	Non SO Specific	Non Activity Specific	0	0	6,855,196	0
Subtotal Strategic Result			0	0	6,855,196	0
Total Direct Operational Cost			261,236,068	146,525,390	281,737,615	136,980,683
Direct Support Cost (DSC)			10,047,268	8,788,257	16,457,452	7,640,463
Total Direct Costs			271,283,337	155,313,646	298,195,067	144,621,147
Indirect Support Cost (ISC)			17,622,588	10,095,387	8,336,659	8,336,659
Grand Total			288,905,924	165,409,033	306,531,726	152,957,805



Wanee Piyabongkarn
Chief

Contribution Accounting and Donor Financial Reporting Branch

Columns Definition

Needs Based Plan

Latest annual approved version of operational needs as of December of the reporting year. WFP's needs-based plans constitute an appeal for resources to implement operations which are designed based on needs assessments undertaken in collaboration with government counterparts and partners

Implementation Plan

Implementation Plan as of January of the reporting period which represents original operational prioritized needs taking into account funding forecasts of available resources and operational challenges

Available Resources

Unspent Balance of Resources carried forward, Allocated contribution in the current year, Advances and Other resources in the current year. It excludes contributions that are stipulated by donor for use in future years

Expenditures

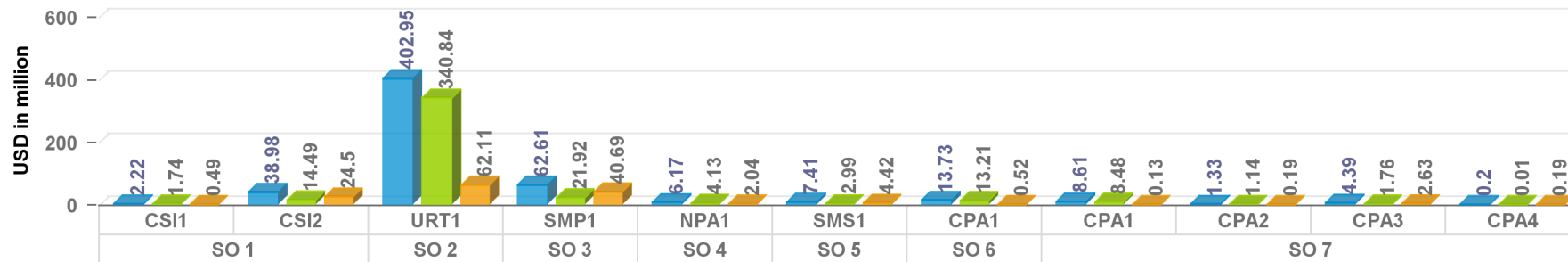
Monetary value of goods and services received and recorded within the reporting year

Annual Country Report

Mozambique Country Portfolio Budget 2021 (2017-2022)

Cumulative Financial Overview as at 31 December 2021 (Amount in USD)

Cumulative CPB Overview



Strategic Outcomes and Activities

■ Allocated Resources ■ Expenditures ■ Balance of Resources

Code	Strategic Outcome
SO 1	Households in food insecure areas of Mozambique are able to maintain access to adequate and nutritious food throughout the year, including in times of shock.
SO 2	Shock affected people in Mozambique are able to meet their basic food and nutrition needs during and immediately after a crisis
SO 3	Children in chronically food insecure areas have access to nutritious food throughout the year.
SO 4	Targeted people in prioritized areas of Mozambique have improved nutritional status in line with national targets by 2021
SO 5	Targeted smallholder farmers in northern and central Mozambique have enhanced livelihoods by 2021.
SO 6	Humanitarian and development partners in Mozambique are reliably supported by efficient and effective supply chain and ICT services and expertise.
SO 7	Government and humanitarian partners in Mozambique have access to effective and reliable services during times of crisis.

Code	Country Activity - Long Description
CPA1	Provide services through the Logistics Cluster to government and other humanitarian and development partners
CPA1	Provide supply chain services to humanitarian and development partners
CPA2	Provide Emergency Telecommunications Cluster services to government and other humanitarian and development partners
CPA3	Provide humanitarian air services to government and other humanitarian and development partners
CPA4	Provide accommodation, transport and other services as required to humanitarian and development partners
CSI1	Provide capacity strengthening to prepare for, respond to and recover from weather-related shocks, to the government at national, sub-national and community levels
CSI2	Provide technical assistance in making social protection programmes shock-responsive and hunger –sensitive, to the government
NPA1	Provide capacity strengthening and technical assistance to government entities implementing the national strategy to combat stunting and micronutrient deficiencies
SMP1	Strengthen the capacity of the government bodies responsible for the national home grown school feeding programme
SMS1	Enhance the aggregation, marketing and decision-making capacities of smallholder farmers, with focus on women

Annual Country Report

Mozambique Country Portfolio Budget 2021 (2017-2022)

Cumulative Financial Overview as at 31 December 2021 (Amount in USD)

Code	Country Activity - Long Description
URT1	Provide cash and/or food transfers to vulnerable households affected by crisis

Annual Country Report

Mozambique Country Portfolio Budget 2021 (2017-2022)

Cumulative Financial Overview as at 31 December 2021 (Amount in USD)

Strategic Result	Strategic Outcome	Activity	Needs Based Plan	Allocated Contributions	Advance and Allocation	Allocated Resources	Expenditures	Balance of Resources
1	Shock affected people in Mozambique are able to meet their basic food and nutrition needs during and immediately after a crisis	Provide cash and/or food transfers to vulnerable households affected by crisis	686,120,150	350,757,921	52,188,669	402,946,590	340,837,132	62,109,457
		Non Activity Specific	0	0	0	0	0	0
	Children in chronically food insecure areas have access to nutritious food throughout the year.	Strengthen the capacity of the government bodies responsible for the national home grown school feeding programme	76,855,363	62,606,626	0	62,606,626	21,918,865	40,687,762
		Non Activity Specific	0	0	0	0	0	0
	Households in food insecure areas of Mozambique are able to maintain access to adequate and nutritious food throughout the year, including in times of shock.	Provide capacity strengthening to prepare for, respond to and recover from weather-related shocks, to the government at national, sub-national and community levels	4,571,565	2,221,694	0	2,221,694	1,735,877	485,818

This computer generated report is certified by the Chief of Contribution Accounting and Donor Financial Reporting Branch (FINC)

Annual Country Report

Mozambique Country Portfolio Budget 2021 (2017-2022)

Cumulative Financial Overview as at 31 December 2021 (Amount in USD)

Strategic Result	Strategic Outcome	Activity	Needs Based Plan	Allocated Contributions	Advance and Allocation	Allocated Resources	Expenditures	Balance of Resources
1	Households in food insecure areas of Mozambique are able to maintain access to adequate and nutritious food throughout the year, including in times of shock.	Provide technical assistance in making social protection programmes shock-responsive and hunger –sensitive, to the government	39,460,366	38,984,698	0	38,984,698	14,485,822	24,498,876
Subtotal Strategic Result 1. Everyone has access to food (SDG Target 2.1)			807,007,444	454,570,940	52,188,669	506,759,609	378,977,696	127,781,913
2	Targeted people in prioritized areas of Mozambique have improved nutritional status in line with national targets by 2021	Provide capacity strengthening and technical assistance to government entities implementing the national strategy to combat stunting and micronutrient deficiencies	8,477,776	6,171,618	0	6,171,618	4,134,943	2,036,675
		Non Activity Specific	0	0	0	0	0	0
Subtotal Strategic Result 2. No one suffers from malnutrition (SDG Target 2.2)			8,477,776	6,171,618	0	6,171,618	4,134,943	2,036,675

This computer generated report is certified by the Chief of Contribution Accounting and Donor Financial Reporting Branch (FINC)

Annual Country Report

Mozambique Country Portfolio Budget 2021 (2017-2022)

Cumulative Financial Overview as at 31 December 2021 (Amount in USD)

Strategic Result	Strategic Outcome	Activity	Needs Based Plan	Allocated Contributions	Advance and Allocation	Allocated Resources	Expenditures	Balance of Resources
3	Targeted smallholder farmers in northern and central Mozambique have enhanced livelihoods by 2021.	Enhance the aggregation, marketing and decision-making capacities of smallholder farmers, with focus on women	7,904,693	7,414,361	0	7,414,361	2,993,518	4,420,843
		Non Activity Specific	0	0	0	0	0	0
Subtotal Strategic Result 3. Smallholders have improved food security and nutrition (SDG Target 2.3)			7,904,693	7,414,361	0	7,414,361	2,993,518	4,420,843
8	Government and humanitarian partners in Mozambique have access to effective and reliable services during times of crisis.	Provide accommodation, transport and other services as required to humanitarian and development partners	1,700,273	199,621	0	199,621	11,736	187,885
		Provide Emergency Telecommunications Cluster services to government and other humanitarian and development partners	1,903,414	1,328,570	0	1,328,570	1,138,419	190,151
		Provide humanitarian air services to government and other humanitarian and development partners	6,785,059	4,391,017	0	4,391,017	1,759,412	2,631,605

This computer generated report is certified by the Chief of Contribution Accounting and Donor Financial Reporting Branch (FINC)

Annual Country Report

Mozambique Country Portfolio Budget 2021 (2017-2022)

Cumulative Financial Overview as at 31 December 2021 (Amount in USD)

Strategic Result	Strategic Outcome	Activity	Needs Based Plan	Allocated Contributions	Advance and Allocation	Allocated Resources	Expenditures	Balance of Resources
8	Government and humanitarian partners in Mozambique have access to effective and reliable services during times of crisis.	Provide services through the Logistics Cluster to government and other humanitarian and development partners	10,982,298	8,608,291	0	8,608,291	8,475,407	132,883
	Humanitarian and development partners in Mozambique are reliably supported by efficient and effective supply chain and ICT services and expertise.	Provide supply chain services to humanitarian and development partners	14,989,461	13,728,154	0	13,728,154	13,208,373	519,781
		Non Activity Specific	0	0	0	0	0	0
Subtotal Strategic Result 8. Sharing of knowledge, expertise and technology strengthen global partnership support to country efforts to achieve the SDGs (SDG Target 17.16)			36,360,505	28,255,653	0	28,255,653	24,593,347	3,662,305
	Non SO Specific	Non Activity Specific	0	6,855,196	0	6,855,196	0	6,855,196
Subtotal Strategic Result			0	6,855,196	0	6,855,196	0	6,855,196
Total Direct Operational Cost			859,750,418	503,267,767	52,188,669	555,456,436	410,699,504	144,756,932
Direct Support Cost (DSC)			36,920,945	30,464,308	1,490,377	31,954,686	23,137,697	8,816,989
Total Direct Costs			896,671,363	533,732,075	53,679,046	587,411,122	433,837,201	153,573,921

This computer generated report is certified by the Chief of Contribution Accounting and Donor Financial Reporting Branch (FINC)

Annual Country Report

Mozambique Country Portfolio Budget 2021 (2017-2022)

Cumulative Financial Overview as at 31 December 2021 (Amount in USD)

Strategic Result	Strategic Outcome	Activity	Needs Based Plan	Allocated Contributions	Advance and Allocation	Allocated Resources	Expenditures	Balance of Resources
			58,336,167	31,319,023		31,319,023	31,319,023	0
			955,007,530	565,051,098	53,679,046	618,730,144	465,156,224	153,573,921

This donor financial report is interim



Wannee Piyabongkarn
Chief

Contribution Accounting and Donor Financial Reporting Branch

Columns Definition

Needs Based Plan

Latest approved version of operational needs. WFP's needs-based plans constitute an appeal for resources to implement operations which are designed based on needs assessments undertaken in collaboration with government counterparts and partners

Allocated Contributions

Allocated contributions include confirmed contributions with exchange rate variations, multilateral contributions, miscellaneous income, resource transferred, cost recovery and other financial adjustments (e.g. refinancing). It excludes internal advance and allocation and contributions that are stipulated by donor for use in future years.

Advance and allocation

Internal advanced/allocated resources but not repaid. This includes different types of internal advance (Internal Project Lending or Macro-advance Financing) and allocation (Immediate Response Account)

Allocated Resources

Sum of Allocated Contributions, Advance and Allocation

Expenditures

Cumulative monetary value of goods and services received and recorded within the reporting period

Balance of Resources

Allocated Resources minus Expenditures