



World Food
Programme

SAVING
LIVES

CHANGING
LIVES

Honduras

Annual Country Report 2021

Country Strategic Plan
2018 - 2022

Table of contents

Overview	3
Context and operations	7
RISK MANAGEMENT	8
Partnerships	9
CSP Financial Overview	10
Programme performance	13
STRATEGIC OUTCOME 01	13
STRATEGIC OUTCOME 02	15
STRATEGIC OUTCOME 03	17
STRATEGIC OUTCOME 04	19
STRATEGIC OUTCOME 05	21
STRATEGIC OUTCOME 06	23
Cross-cutting results	25
PROGRESS TOWARDS GENDER EQUALITY	25
PROTECTION AND ACCOUNTABILITY TO AFFECTED POPULATIONS	26
ENVIRONMENT	28
Data Notes	29
Annex	31
REPORTING ON BENEFICIARY INFORMATION IN WFP'S ANNUAL COUNTRY REPORTS	31
Figures and Indicators	32
WFP CONTRIBUTION TO SDGS	32
BENEFICIARIES BY SEX AND AGE GROUP	33
BENEFICIARIES BY RESIDENCE STATUS	33
BENEFICIARIES BY PROGRAMME AREA	33
ANNUAL FOOD TRANSFER	34
ANNUAL CASH BASED TRANSFER AND COMMODITY VOUCHER	34
STRATEGIC OUTCOME AND OUTPUT RESULTS	36
CROSS-CUTTING INDICATORS	48

Overview

Honduras continues to make progress in recovering from COVID-19 and Hurricanes Eta and Iota, which exacerbated the country's long-running crises and reduced its ability to cope with external shocks. Moreover, inequality, violence, displacement, migration, and poverty continue to increase. The country faced a rise of 16.2 percent in homicides in the first half of the year compared to the same period in 2020 [1]. In 2021, Honduras remained one of the most unequal countries in the region and with the second-highest poverty rate after Haiti, with 60 percent of people living with less than USD 5.5 per day [2]. All these factors combined with a decline in access to basic services lead to worsened nutrition and food security levels in the whole country.

In this context, and in accordance with Sustainable Development Goal (SDG) 2 (Zero Hunger), WFP increased its activities over the past year, covering 18 departments of the country with its programmes, providing a wide response to support vulnerable populations to meet their immediate humanitarian needs. WFP's activities focused on improving food security by building resilience and restoring livelihoods to address root causes of hunger. In 2021, WFP assisted 1.2 million people across the country, including 6,680 persons with disabilities in rural and urban areas. WFP made deliberate efforts to assist women and girls directly as a first step towards boosting women's access to resources and equitable power-sharing. Of all WFP beneficiaries in 2021, 54 percent were women and girls.

COVID-19 further limited access to education for many children. Schools have been closed since March 2020. Nevertheless, WFP maintained its assistance through alternate take-home rations to support children's nutrition and mitigate the risks of school dropouts, reaching 452,026 schoolchildren throughout the year. WFP reached 20,682 children and pregnant and lactating women and girls with specialized nutritious foods to prevent malnutrition and micronutrient deficiencies.

WFP increased its integrated resilience-building work with communities so they could better cope with present and future shocks caused by climate change and economic instability. Through resilience-building activities, WFP reached 72,823 women and 57,217 men who benefited from food assistance for assets and training on climate change adaptation and disaster risk reduction.

Throughout 2021, one of WFP's priorities was strengthening the Government's and partners' capacities at national and regional levels. One example was the provision of timely information for emergency preparedness and response and food security and nutrition (FSN). WFP will continue strengthening coordination with the Permanent Contingency Commission, *Red Humanitaria*, and the food security and nutrition cluster, taking advantage of these spaces to transfer WFP's knowledge and expertise in emergency preparedness and response, focusing on SDG 2. With the support of the Food and Agriculture Organization and United Nations Children's Fund, as leaders of the nutrition working group, WFP coordinated the Humanitarian Needs Overview and the Humanitarian Response Plan process for the FSN cluster.

Contributing to SDG 17, WFP Honduras scaled up its supply chain operation to focus on regional emergency support. The country office used its warehouse in Comayagua to establish a sub-regional humanitarian response hub. This allowed WFP to position itself as a national and regional leader in supply chain and service provision and as a key enabler of the humanitarian response across sectors. According to the foreseen needs in the country office, activity 8 under strategic outcome 6 was included in the Honduras Country Strategic Plan 2018-2022 to provide on-demand full cost recovery service provision for the national and international community to support the implementation of humanitarian assistance plans as an immediate response.

1,273,135

Total beneficiaries in 2021



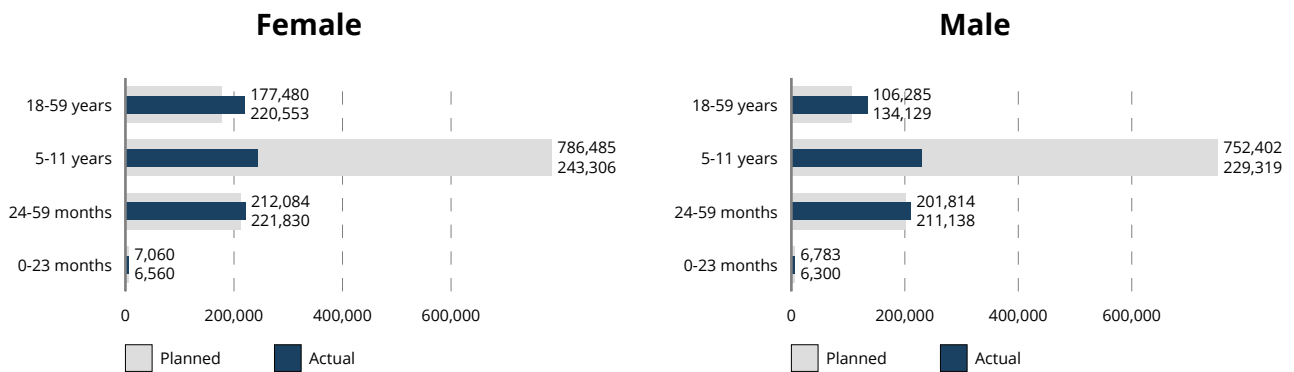
54% female



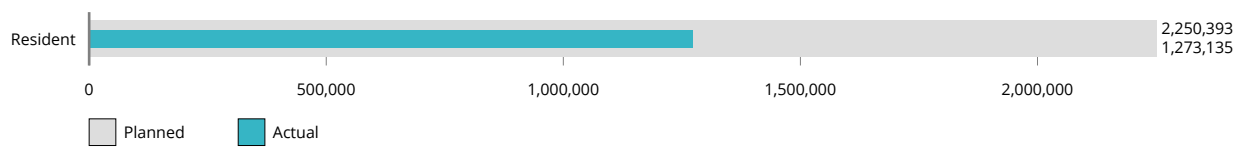
46% male

Estimated number of persons with disabilities: 6,680 (56% Female, 44% Male)

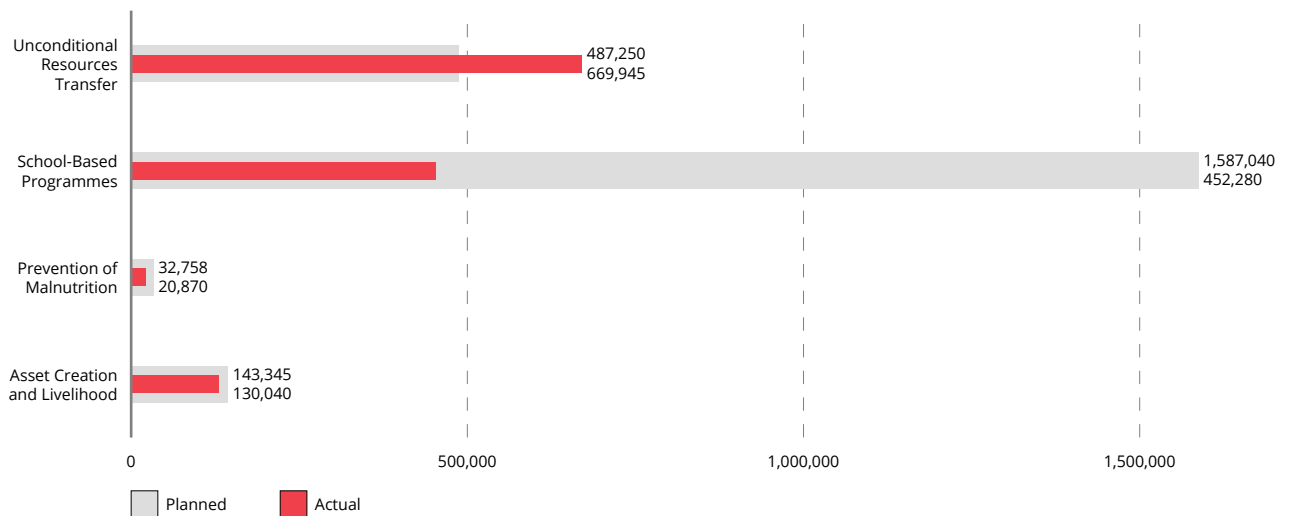
Beneficiaries by Sex and Age Group



Beneficiaries by Residence Status



Beneficiaries by Programme Area



Beneficiaries by Modality



536,128

total actual food beneficiaries in 2021

of 1,638,761 total planned
(280,338 Female, 255,790 Male)



288,042

total actual CBT beneficiaries in 2021

of 384,325 total planned
(161,303 Female, 126,739 Male)



472,523

total actual Commodity Voucher beneficiaries in 2021

of 217,632 total planned
(264,713 Female, 207,810 Male)



442

total actual Capacity Strengthening beneficiaries in 2021

of 16,000 total planned
(243 Female, 199 Male)

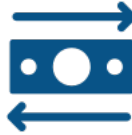
Total Food and CBT



3,246 mt

total actual food transferred in 2021

of 20,310 mt total planned



US\$ 5,132,120

total actual cash transferred in 2021

of \$US 20,108,718 total planned

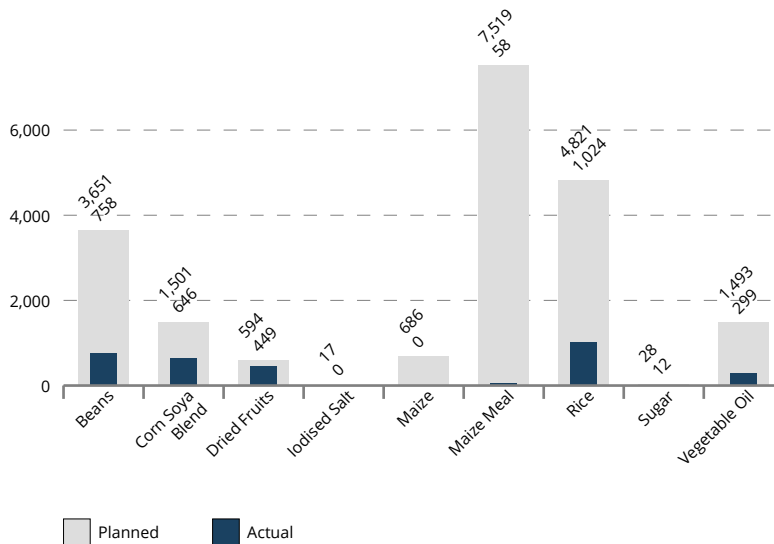


US\$ 13,664,956

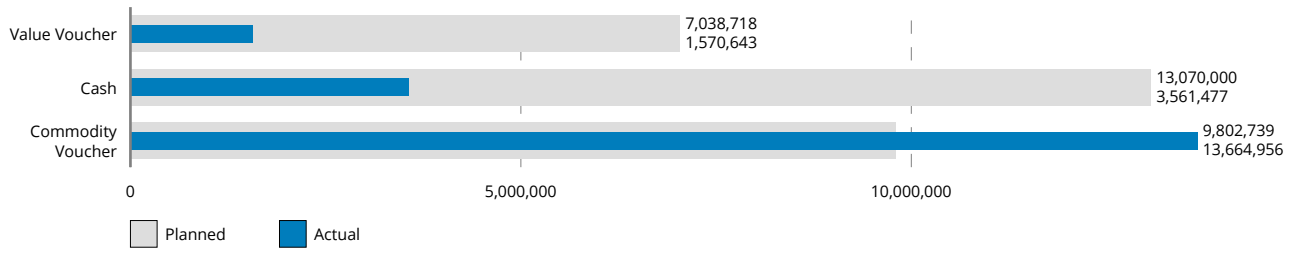
total actual Commodity vouchers transferred in 2021

of \$US 9,802,739 total planned

Annual Food Transfer



Annual Cash Based Transfer and Commodity Voucher



Under strategic outcome 3, WFP focused on protecting and strengthening the livelihoods of smallholder farmers to cope with climate shocks and crises, to ensure their food security and nutrition. Through its resilience interventions, WFP provided conditional food assistance as well as opportunities for households to participate in the creation and maintenance of natural and agricultural assets and access to markets, under a framework of climate change adaptation, risk management strategies, gender equality and women empowerment.

Under strategic outcome 4, WFP implemented activities to complement the Government transfers to the most vulnerable households affected by disasters to facilitate relief and early recovery while strengthening institutional emergency response capacities. In 2021, in line with the Government's response, WFP provided cash-based transfers (CBT), in-kind food, or both transfer modalities combined, to affected populations in the aftermath of an emergency. As of mid-2021, the country office started exploring diversifying payment options for CBT. Under strategic outcome 5, WFP focused on strengthening the capacities of government counterparts at all levels and advocacy efforts within various sectors. Additionally, to support the Humanitarian Network and the Government of Honduras, WFP offered the service delivery modality to provide logistics services and on-demand multipurpose CBT to meet the essential needs of the targeted population (strategic outcome 6).

WFP Honduras continued to actively support the country's participation in the Food Systems Summit (FSS), particularly the work leading up to the Pre-Summit. In addition to drafting the summaries of past dialogues and consultations, WFP supported the organization of an additional dialogue with groups of smallholder women farmers, which was organized in coordination with the Intibucana Development Foundation, the Food and Agriculture Organization, the Office of the United Nations Resident Coordinator and the Technical Unit for Food Security and Nutrition. This dialogue was key in gathering powerful insights from women active in the food systems to feed into the dialogues processes and elaboration of the country's road map. The country office also played an active role in elaborating the first draft of Honduras' FSS road map which was presented to Ministers and national authorities in the Pre-Summit. Also, WFP participated in regular meetings with the Government and United Nations agencies, to prepare and submit the Government's Commitment to join the International School Meals Coalition.

During 2021, WFP Honduras went through an ongoing evaluation of its Country Strategic Plan (2018-2022), which will inform the design of the upcoming one.

WFP Honduras focused on working with communities to improve nutrition and save lives of the most vulnerable populations during emergencies, to build resilience and strengthen capacities of the people on climate adaptation. All throughout, WFP sought to change people's lives and maintain the development gains achieved with the support of donors.

Risk Management

In 2021, the country office faced anticipated operational risks mainly related to the pandemic and the lead up to the general elections. Regarding COVID-19, the country office continued to strategically adapt its interventions in a challenging context. In line with the above activities, WFP took all the necessary measures to reduce the risks of contagion such as:

- implementing and continuously updating the business continuity plan;
- monitoring and expanding data, telephone voice and satellite communication systems;
- ensuring selection and distribution processes complied with biosafety and prevention measures;

With the rising possibility of political unrest, WFP monitored election-related tensions for anticipated risks and took all the necessary measures such as suspending all field missions a week before and after elections in compliance with a Standard Operating Procedure issued by the Resident Coordinator of the United Nations. In addition, all cash-based transfers distributions were completed ahead of elections to prevent any additional risk to the beneficiaries.

Throughout 2021, the country office strengthened its preparedness and response capacity through periodic reviews of the risk register, regular updates of the business continuity plan and relevant training.

Partnerships

WFP continued to work with traditional and new partners to support the most vulnerable communities affected by Hurricanes Eta and Iota and COVID-19; address the root causes of food insecurity; and assist communities to build greater resilience. Along with its broad network of local and international partners, WFP maintained its reach and effectiveness despite the challenging context.

In line with the Government's priorities and needs, and to contribute towards Honduras' achievement of the Sustainable Development Goals (SDG), particularly SDG 2 and SDG 17, WFP continued to strengthen collaboration with government agencies such as the Ministry of Education, Ministry of Development and Social Inclusion, Ministry of Natural Resources and Environment, Ministry of Agriculture and Livestock, Technical Unit for Food Security and Nutrition, Early Warning Unit, and the Permanent Contingency Commission. WFP accompanied and advised the Government to join the global School Meals Coalition culminating with the signature of the Declaration of Commitment. As a result, Honduras is one of the 120 member states ensuring that every child receives a healthy and nutritious meal in school by 2030.

WFP led the Emergency FSN Cluster jointly with FAO and coordinated the preparation of the flash appeal in response to the Eta and Iota emergency to enable humanitarian partners to initiate immediate lifesaving and life-protecting activities. In the context of the United Nations FSS, WFP co-led the process of national and subnational dialogues jointly with FAO, the International Center for Tropical Agriculture (CIAT), United Nations Resident Coordinator's Office (UNRCO), and the Government, ensuring the elaboration of a comprehensive road map for the country.

WFP sustained its active participation in the Scaling Up Nutrition Movement, which includes partners such as the UN OCR, Pan American Health Organization, World Health Organization and United Nations Population Fund, providing coordinated support. WFP also became a proactive member of the Technical Group for Nutrition, a subsector of the Food Security cluster, working alongside partners such as UNICEF and the Ministry of Health to increase advocacy and funding for nutrition. WFP also supported national and local capacities to facilitate the provision of school meals in the COVID-19 context with the in-kind support of dates from the Government of Saudi Arabia, oil from private partners and the implementation of nutrition-specific interventions by training government officials.

WFP Honduras increased its partnerships with scientific institutions on climate risk management, including CIAT, the Canadian University Service Overseas, and the Center for Atmospheric, Oceanographic and Seismic Studies. These efforts allowed the creation of the National Framework for Climate Services of Honduras, a mechanism enabling the promotion of climate services and the adoption of financial products. Furthermore, future collaboration with the World Bank's agriculture and food team is currently being explored.

Collaboration with local and international non-governmental organizations (NGOs) was strengthened as mechanisms for exchanging knowledge on climate change adaptation measures and technologies that favour the agri-food sector and ecosystems. WFP also signed field level agreements with NGOs and associations of municipalities to implement CSP operations.

WFP continued to strengthen its long-standing partnerships with the private sector and foundations around school feeding and nutrition activities and aimed to expand these relationships to cover climate change adaptation activities and diversify the overall donor portfolio. Collaboration with the private sector was vital for implementing the national school feeding programme with partners such as *Fundación Ficohsa* and *Fundación Terra*. *Funazucar* and *Grupo Jaremar* also contributed to nutrition activities and school feeding by providing in-kind contributions. Efforts were made to collaborate with the private sector on resilience projects, including Cargill, United Way and Citi Foundation. The private sector played a key role in facilitating the distribution of commodities and value vouchers through *Supermercados La Colonia* where cash-based transfers are executed in conjunction with four financial services providers.

Additionally, WFP led the implementation of the SUN Business Network with the support of the Honduran Foundation of Social Responsibility, striving to increase engagement and commitment by the private sector to improve nutrition.

CSP Financial Overview

WFP Honduras received contributions that covered 81 percent of the planned needs for 2021, mostly for emergency response and resilience-building activities. The funding level is based on confirmed contributions received in the first semester of 2021 and multi-year contributions received throughout 2020 and 2021.

Considering the triple emergency that Honduras underwent in late 2020 with COVID-19 and Hurricanes Eta and Iota, WFP carried out two revisions of its Country Strategic Plan, including for 2022 a 30 percent budget increase for the five-year Country Strategic Plan (2018-2022), with an estimated budget of USD 265 million. Within the first revision, strategic outcome 4 was adjusted to include the on-demand multipurpose CBT for service provision activity under SO 6. The second revision envisioned the adjustments of strategic outcome 3 and the school feeding programme to include CBT.

Most of the funds received in the last trimester of 2020 for the crisis response activity were implemented in the first semester of 2021, ensuring proper and timely assistance to the most vulnerable population in the most affected areas. The main donors supporting these emergencies were Canada, France, Germany, and the United States of America. For the first time, WFP assisted with a multi-purpose cash-based transfer. This was a one-time transfer aiming to prevent further deterioration of livelihoods and increase food security.

Honduras made significant efforts in mobilizing additional resources for multi-year resilience projects, with USD 15.5 million raised in 2021 (compared to USD 10 million in 2020), with key donors including the European Union, Japan, and the United States, facilitating medium- and long-term planning to support the creation and rehabilitation of livelihood assets complemented by capacity strengthening activities. With the conditional cash transfers, households created and rehabilitated productive assets and improved risk management capacities.

To complement the national school feeding programme, WFP continued to provide alternative take-home rations to the school children. Assistance was provided with funds received from private donors. In-kind contribution (dates) from the Government of Saudi Arabia arrived to support school meals programme activities and was distributed in the prioritised area of the Dry Corridor. The last semester of 2021 saw a major investment in capacity strengthening initiatives towards school infrastructure works to ensure a safe return to school.

















The funds received for the malnutrition prevention activity were utilized to ensure the continuation of assistance to children aged 6-23 months and pregnant and lactating women and girls with the provision of specialized nutritious food throughout the year, accompanied by the implementation of several capacity-strengthening activities to support the implementation.

The absence of funding for capacity strengthening activities to support advocacy to strategically convey the 2030 Agenda was a challenge. WFP worked to involve stakeholders, build partnerships, and formulate plans for long-term capacity strengthening activities, including with the private sector, to boost local economies and address social issues.

In the first trimester of 2021, WFP provided cargo and passengers air transport on behalf of the humanitarian community through an Emergency Air Service funded by the United States and WFP Immediate Response Account. WFP also provided on-demand supply chain services, including transport, storage, and handling to UNOPS and UNHCR, among others, under strategic outcome 6.

Annual CSP Financial Overview by Strategic Outcome

	Needs Based Plan	Implementation Plan	Available Resources	Expenditure
01: Pre and primary school-aged children across the country have access to safe and nutritious food all year round by 2021	 17,377,209.0	 16,885,478.0	 4,125,002.0	 3,565,999.0
02: The nutritionally most vulnerable groups in targeted areas have reduced levels of stunting and micronutrient deficiencies by 2021.	 3,470,342.0	 1,373,112.0	 1,815,693.0	 1,204,015.0
03: Rural agricultural labourers and smallholder farmers, in targeted areas, especially in indigenous communities, are more resilient to shocks and stressors to ensure their food and nutrition security throughout the year.	 11,363,893.0	 7,663,573.0	 24,513,345.0	 7,165,232.0
04: Targeted households affected by rapid- and slow-onset disasters in Honduras have access to food all year long.	 26,744,726.0	 7,741,574.0	 19,230,386.0	 17,799,014.0
05: Government authorities, and partner organizations at national and subnational levels, complemented by strategic alliances, have strengthened capacity to achieve the SDGs, and mainly SDG2, by 2021.	 579,725.0	 92,270.0	 136,221.0	 72,654.0
06: National civil protection institutions and humanitarian actors are supported with supply chain mechanisms to manage non-food items and accessibility to cash-based transfer platform, enabling rapid response to emergencies.	 3,976,297.0	 1,178,567.0	 1,479,802.0	 1,064,414.0
Non strategic result and non strategic outcome specific	 0.0	 0.0	 847,579.0	 0.0
Total Direct Operational Cost	 63,512,192.0	 34,934,574.0	 52,148,028.0	 30,871,328.0

Direct Support Cost (DSC)	 4,059,440.0	 1,586,960.0	 4,408,622.0	 2,580,491.0
Total Direct Costs	 67,571,632.0	 36,521,534.0	 56,556,650.0	 33,451,819.0
Indirect Support Cost (ISC)	 4,144,164.0	 2,328,251.0	 1,846,939.0	 1,846,939.0
Grand Total	 71,715,795.0	 38,849,784.0	 58,403,590.0	 35,298,759.0

Programme performance

Strategic outcome 01: Pre and primary school-aged children across the country have access to safe and nutritious food all year round by 2021



452,000 children reached through the **WFP school feeding programme**



25 schools' infrastructure improved to provide students with safer learning conditions



254 municipal school directors trained in **food delivery, transportation and reception processes**

WFP continued to support the Government's strategy and vision for the national school feeding programme to provide a nutritious and diversified daily meal to 1.3 million preschool and primary school children throughout the school year to meet their basic food and nutrition needs. In addition, WFP supported the Government to link the school feeding programme to smallholder farmers' production, enhancing their productivity and resilience through the home-grown school feeding approach by which smallholder farmers provide local fresh products, such as vegetables, fruits and eggs, to complement the regular school feeding programme. WFP, in 2021, transferred the direct implementation to 96 percent of associations of municipalities, pending the handover of the programme of 4 percent of the farmer organizations focused on attending 15,500 beneficiaries. WFP retained a technical assistance and a capacity strengthening role.

Additionally, WFP supported national and local capacities to manage the school feeding programme effectively and shared its expertise and supply chain systems to improve transparency, accountability and reporting. District education authorities, municipalities, school staff and parents received technical assistance to build the necessary capacities for the programme's sustainability.

In 2021, the programme was affected by school closures due to the COVID-19 pandemic and lack of funding allocation by the Government, which limited the programme's targeted beneficiaries and affected the number of feeding days. WFP focused its activities on distributing alternative take-home rations (ATHRs) with the same nutritional value as an in-school ration which included fortified maize meal, beans, rice, and oil. The delivery of ATHRs followed the WFP emergency school food delivery protocol to ensure the safety of operations through the prevention and control of COVID-19. Additionally, WFP prioritized the construction and rehabilitation of schools, following the impact of Hurricanes Eta and Iota. The broad support of the communities and municipalities in infrastructure improvements was key to improving the structures and effective social oversight. Other activities included delivering materials and equipment to teachers, technical staff from local governments and schoolchildren.

Despite the lack of government funding, WFP reached 35 percent of its target of pre-school and elementary school beneficiaries through ATHRs and covered 22 percent of feeding days. To complement the assistance, WFP provided beans for 32 additional days to 33 percent of the beneficiaries and prepositioned stock. In-kind donations from private partners allowed 54 percent of the beneficiaries to receive an in-kind contribution of dates. WFP developed the targeting process of this distribution in conjunction with the Government as well as in-kind contributions from private partners. Moreover, WFP delivered 6,095 kits and materials to teachers, local governments' technical personnel, and schoolchildren on nutrition and hygiene issues to ensure proper handling of food. WFP also trained municipal education directors on food delivery, transportation, and reception to ensure accountability of the national school feeding programme. Additionally, it provided support to the Ministry of Education to print a food and school garden manual which served as a pedagogical resource for the future implementation of the home-grown school feeding strategy at the local level.

Due to school closures, WFP was unable to collect data and analyse the impact of its interventions on schoolchildren's enrolment, attendance, retention, and drop-out rates. However, it finalized the evaluation of the national school feeding programme's decentralized model 2016-2019, which provided valuable insights and lessons to improve the programme implementation. Building on the evaluation's lessons, WFP continued its alliance with private partners such as *Fundación Ficohsa* and *Fundación Terra*, to assist 9,779 school children during 180 days with dry rations to take home. In-kind donations were also maintained due to alliances with local private partners, such as *Grupo Jaremar* for cooking

oil and international donors, such as the Government of Saudi Arabia with dates. WFP signed a contract to purchase beans with the Miskito Indigenous Women's Organization. These would be part of the dry ration basket for school meals. No fresh rations were purchased in 2021.

The construction and rehabilitation of school infrastructure projects were carried out in coordination with implementing partners in the country's western, northern, and southern regions, such as *Mancomunidad Higuito*, Pespirenses Development Association, Mennonite Social Action Commission and Adventist Development and Relief Agency; this resulted in the construction and improvement of 25 schools, directly benefiting 1,622 schoolchildren.

WFP participated in the roundtable of educational aid workers and the national cluster of education for the development and planning of actions with the Ministry of Education. Strategies for the reopening of schools and actions within the framework of the pandemic situation and its impact on the national school system were discussed.

As a lesson learned, WFP considered that strengthening local school community structures (school feeding committees, parents associations, teachers) is essential for the coordination, accountability, and transparency of the school feeding programme under the ATHRs modality.

Gender and age were partially integrated into the implementation of activities that contribute to strategic outcome 1 as evidenced by WFP's Gender and Age Marker score of 1. Activities were limited due to the context of school closures and the failure to sign this year's agreement with the government. Many planned capacity-building activities were not carried out, focusing instead on food distribution monitoring activities.

WFP GENDER AND AGE MARKER

CSP ACTIVITY	GAM MONITORING CODE
Provide daily nutritious school meals, sourced from smallholder farmers, to preschool- and primary school-school-aged children, complemented with health, hygiene and nutrition activities, gender-transformative education and school gardens	1
Provide capacity strengthening to local authorities, school staff, parents and smallholder farmers, including technical assistance and training in the management of the school meals programme.	1

Strategic outcome 02: The nutritionally most vulnerable groups in targeted areas have reduced levels of stunting and micronutrient deficiencies by 2021.



65 percent of women achieved a **minimum dietary diversity** through WFP programmes



141 health centres received supplies to improve **community food assistance, nutrition education** and **nutritional services**



16,500 women and men received WFP **nutrition messages**

Activities under strategic outcome 2 aim to prevent malnutrition and micronutrient deficiencies in the most vulnerable and malnourished women and children from indigenous populations in the Dry Corridor in Honduras. To achieve this outcome, WFP worked with the Ministry of Health and the Ministry of Development and Social Inclusion and partners at the national and community levels to implement various initiatives.

For the past years, Honduras has been facing chronic and hidden hunger. There have been high stunting and anaemia rates in children aged 24-59 months and anaemia and overweight and obesity in women of reproductive age, affecting mainly indigenous areas. The most recent national malnutrition evaluation reports a reduction in stunting rates in seven years, decreasing from 23 to 19 percent at a national level, yet affecting three out of ten children aged 24-59 months in targeted vulnerable and indigenous communities [1]. Even though there's been progress in reducing stunting rates, micronutrient deficiencies have increased, where two out of five children and one out of five women of reproductive age have anaemia. Also, overweight and obesity increased in women of reproductive age, affecting over 60 percent. According to the Ministry of Health, Honduras has one of the highest adolescent maternity rates in the region, 89 pregnancies per 1,000 girls according to the United Nations Population Fund and 25 percent of adolescent births out of 100,000 births per year. WFP especially targeted adolescent pregnant and lactating girls. In 2021, 15 percent of WFP's beneficiaries for activity 3 fell under this category.

WFP supported the implementation of nutrition-specific interventions with the provision of Super Cereal Plus, Super Cereal, fortified oil, and fortified sugar to targeted children aged 6-23 months, pregnant and lactating women and girls, and adolescent girls in ten departments, complemented by nutrition education, as a part of the health services provided in the primary care facilities. Over 70 government officials were trained in basic nutrition concepts, the importance of healthy and nutritious diets in the 1,000-day window, proper use of specialized nutritious foods, nutritional surveillance, anthropometric measurements and nutritional status analysis. The activities were implemented with government funding from the Ministry of Health and Ministry of Social Inclusion and Development. Of this, USD 1.2 million were received from government sources and an in-kind sugar donation from a local foundation, Funazucar, allowing food distribution and the implementation of capacity strengthening activities.

In 2021, an initiative for social and behaviour change communication (SBCC) was developed to deliver key nutrition messages through five community radio stations. Formative work was conducted, and objectives were defined in partnership with a local NGO. Messages were revised and will be retransmitted on community radios during 2022. One representative of each community radio station was trained in food security, nutrition, protection and humanitarian principles, and gender to promote sustainability by including these topics in the radios' agendas.

The first phase of a conditional food assistance pilot project was implemented by delivering a commodity voucher, different from the original plan to assist with a value voucher due to COVID-19 restrictions. The commodities included specialized nutritious foods (SNFs) and other foods targeted for children aged 6-23 months and pregnant and lactating women and girls, delivered through community health centres. It was implemented in partnership with Catholic Relief Services in two targeted municipalities. As a result, 2,988 rations were distributed, and 624 beneficiaries complied with the programme's conditionalities (health centre attendance, participation in nutrition education and SBCC sessions, and nutritional surveillance activities). In 2021, a study started to compare three different food assistance modalities for vulnerable groups to inform future interventions: 1) traditional food assistance through the distribution of SNFs in health centres with and without SBCC and nutrition education; 2) conditional transfers through the health centres with and without SBCC and nutrition education; and 3) no assistance with and without SBCC and nutrition education. Results will be analysed and applied in 2022 programmes.

In 2021, the SUN Business Network (SBN) was established. WFP engaged with the private sector to promote commitment to zero hunger. To implement the SBN in Honduras, pooled SBN Funds from WFP headquarters were

used. WFP developed capacity-strengthening activities through the Honduran Foundation of Social Responsibility by implementing a food security and nutrition course. These efforts aimed to increase engagement with the private sector, as funding from the private sector was interrupted for nutrition programs during 2020 and 2021 due to the COVID-19 pandemic.

In 2021, WFP joined the Technical Group for Nutrition, a sub-sector of the Food Security cluster, along with partners such as UNICEF, Action Against Hunger, FAO, Adventist Development and Relief Agency, World Vision, with the coordination of the Ministry of Health. The group’s activities included advocacy work, drafting strategic documents, and writing funding proposals for nutrition. The Humanitarian Response Plan prioritized USD 20 million for nutrition-specific interventions within the Food Security and Nutrition sector.

WFP assessed minimum acceptable diet (MAD) and minimum dietary diversity for women in November 2021. Results show that 76 percent of children met a MAD, a clear improvement compared to 68 percent in 2020. The percentage of women meeting an acceptable dietary diversity remained the same as in 2020, 65 percent. To improve children's nutrition, WFP delivered messages promoting infant and young child feeding practices during education activities in health centres, reaching 16,500 women and men. WFP provided 141 health centres with supplies to improve nutritional services and food assistance and nutrition education process at a community level.

In 2021, there was a funding gap of 70 percent of the needs-based plan, limiting the assistance calendar days planned for the year and the number of beneficiaries targeted. This limited the programme’s outcomes interrupting the food distribution and consumption all year long. National and local government involvement favoured the programme’s results, but greater appropriation from the Ministry of Health at the local level is needed. Multi-year funding from government and non-government sources was critical to ensure the program’s long-term sustainability.

Strategic outcome 2, activity 3 received a Gender and Age Marker score of 4, as it specifically aimed to address gender inequalities. A gender and age analysis was conducted and allowed WFP to design gender-specific activities to reach the needs of adolescent mothers. The activities had a strong focus on self-care, prevention of gender-based violence and the distribution of unpaid care work, especially linked to food security.

WFP GENDER AND AGE MARKER

CSP ACTIVITY	GAM MONITORING CODE
Provide capacity strengthening to health institutions at all levels and fortified nutritious foods in targeted areas to girls, pregnant women and lactating women and girls, and children under 2.	4

Strategic outcome 03: Rural agricultural labourers and smallholder farmers, in targeted areas, especially in indigenous communities, are more resilient to shocks and stressors to ensure their food and nutrition security throughout the year.



130,040 people benefited from food assistance for assets activities



10 villages assisted with WFP's resilience-building initiatives



2,860 people participated in **training sessions** (community preparedness, early warning, disaster risk reduction, and climate change adaptation)

Strategic outcome 3 contributed to protecting and strengthening the livelihoods of smallholder farmers to cope with climate impacts and shocks and to ensure their food security and nutrition. Despite these efforts, the livelihoods and resilience of vulnerable families continued to deteriorate and impeded the development of response, adaptation, and recovery capacities in the face of the high recurrence of impacts such as droughts, the pandemic, and Hurricanes Eta and Iota.

In this context, WFP implemented multi-year projects, designed to improve the resilience of people's livelihoods and ecosystems, focused on the Dry Corridor of Honduras and territories most affected by Hurricanes Eta and Iota. These efforts contributed to Sustainable Development Goal (SDG) 2 (Zero Hunger), as well as having significant positive multiplier effects towards SDGs 1 (End Poverty), 3 (Climate Action), 5 (Gender Equality), and 17 (Partnerships to Achieve the Goals).

Under activity 4, WFP provided food assistance to women and men for asset creation and improved livelihoods through commodity vouchers and cash modalities. Each selected family received three transfers of USD 75 or a voucher equivalent to cover 30 days of food assistance to improve food consumption and reduce negative coping strategies among vulnerable households. Beneficiaries had access to technical assistance and training on climate-smart agriculture, micro watershed management and conservation, rural entrepreneurship, post-harvest management, gender-sensitive nutrition, disaster risk reduction, and climate change, as well as access to inputs (e.g., biofortified seeds, tree seedlings, agricultural tools, irrigation kits, among others) to improve the asset base and develop income-generating opportunities. In addition, the intervention promoted smallholder farmers' access to markets through technical assistance, training, and sharing local and regional food procurement policies for smallholder farmers' better understanding. Furthermore, the intervention moved forward with needs assessments and designing actions for the vegetable and bean value chains.

Activities under strategic outcome 3 also focused on strengthening participatory management and decision-making of community-based organizations, where four regional seasonal livelihood planning and 100 community-based participatory planning workshops were carried out. These planning exercises reflected the needs identified by regional and local institutions and civil society organizations about their main livelihoods.

In 2021, strategic outcome 3 had more available resources compared to past years. The higher level of funding, due to multi-year projects approved in the last quarter of 2020 and mid-2021, enabled WFP to reach more beneficiaries than in 2020. In 2021, 130,040 people benefited from food assistance interventions for asset creation and livelihood improvement.

In collaboration with the International Center for Tropical Agriculture (CIAT) and the Center for Atmospheric, Oceanographic and Seismic Studies, WFP strengthened the mechanisms and tools for climate risk management of several organizations such as the National Banking and Insurance Commission, the Secretariat of Agriculture and Livestock, and the National Risk Management System. In addition, WFP provided scientific and technical support for creating and developing the Honduran National Framework for Climate Services under the cooperation agreement between WFP and the Biodiversity International and CIAT alliance. This mechanism allowed the promotion of climate services and the adoption of financial products, such as indexed agricultural insurance, to transfer climate risks in the agri-food sector in Honduras.

To strengthen capacities, skills, and tools to promote strategies for adaptation to climate change and risk management, WFP, in alliance with strategic partners such as CIAT and Cuso International, developed trainings targeting institutional technicians and community leaders on biofortification, rural associative entrepreneurship and participatory climate

services, promoting adaptation strategies and risk management. Furthermore, in partnership with local and international non-governmental organizations (NGOs), WFP promoted *escuelas comunitarias* (field schools) as mechanisms for exchanging knowledge and experiences among farmers in the assisted territories, based on adaptation measures and technologies that support the agri-food sector and ecosystems. In addition, WFP developed a tool to monitor asset development and the outcomes, which is critical for monitoring investments in the creation and recovery of community and ecosystem-based assets. Moreover, the construction of fuel-efficient stoves was promoted to reduce firewood consumption and, in turn, mitigate the impact of deforestation, generating a healthy environment for families.

The main constraints were the execution of activities due to COVID-19 and the low capacity of the partners to expand into new areas of intervention in the field. As mitigation strategies, WFP reinforced biosecurity protocols and proposed adequate food assistance modalities according to the context.

Activity 3 achieved significant results. Assisted households showed an improvement in food consumption levels compared to 2020. This is particularly relevant considering that the coping strategy index decreased, indicating that target households were not exposed to severe stress due to food shortages. Notably, populations in targeted communities reported improvements and benefits from livelihood assets. In addition, the activity developed operational procedures and training to ensure the protection of beneficiaries during assistance processes. These efforts resulted in a positive assessment of beneficiaries reporting that they felt safe receiving benefits and that different actors were doing their best to protect them from the risk of contracting COVID-19. Women represented the majority of beneficiaries in 2021. The activity prioritized assistance to female-headed households, and it also emphasized strengthening women’s capacities to empower them and improve their decision-making through participation in associations, training, development of technical skills and participation in community structures. The effect of these actions is reflected in the 2021 follow-up, where decisions on the use of the assistance received were made jointly or exclusively by women.

WFP Honduras made significant efforts in mobilizing additional resources under strategic outcome 3. The resources mobilized and available under multi-year projects promoting resilience came from the European Union, Japan, the United States, and WFP multilateral funds. In addition, efforts have been made to diversify donor portfolios, particularly to include private sector donors such as Cargill, United Way, and Citi Foundation. The main Government partners included the Secretariat of Natural Resources and Environment, known as MiAmbiente+, Secretary of Agriculture and Livestock, Technical Unit for Nutritional Food Security and the Permanent Contingency Commission. These partners were key to the mobilization of resources and strategic management of the operation. WFP’s collaboration with regional and municipal agencies was vital in coordinating the deployment of assistance. Additionally, WFP partnered with national and international NGOs to implement resilience-building activities. WFP and Cuso International joined forces to develop the entrepreneurial approach for women-led families.

The Gender and Age Marker (GaM) for strategic outcome 3 highlighted efforts to integrate gender and age considerations throughout the planning and implementation phase of the activity as evidenced by the GaM score of 3. WFP ensured equal participation of women and men in the livelihood planning and community-based planning exercises. In addition, interventions prioritized households headed by women and young entrepreneurs to improve self-sufficiency and empowerment.

WFP GENDER AND AGE MARKER

CSP ACTIVITY	GAM MONITORING CODE
Provide food assistance for assets to food-insecure households complemented by capacity strengthening for decentralized government authorities in the management of resilience building and climate change adaptation programmes.	3

Strategic outcome 04: Targeted households affected by rapid- and slow-onset disasters in Honduras have access to food all year long.



669,000 people received **food assistance** from WFP's emergency response programme



13,910,884 USD of **commodity voucher transfers** provided in 2021

WFP complemented government transfers to the most vulnerable households affected by disasters to facilitate relief and early recovery while supporting strengthened institutional emergency response capacities. Following a critical year where Honduras was affected by the pandemic and its socio-economic consequences, and Hurricanes Eta and Iota caused severe damage, which aggravated humanitarian needs and food insecurity. WFP acted swiftly to prioritize immediate emergency food assistance in the areas reporting the highest levels of food insecurity amongst the population to avoid further deterioration of their nutritional status and helped safeguard the health, nutrition status, and livelihoods of these highly affected, vulnerable people. WFP activities aligned with the Government's emergency response and served as complementary support to the most affected vulnerable populations.

WFP targeted vulnerable populations affected by COVID-19 and Hurricanes Eta and Iota. WFP selected households who lost part of their housing, assets, and belongings, with a special focus on households relying on an informal activity scheme, a high dependency on daily incomes, who were using negative coping mechanisms, and/or were severely food insecure. WFP worked closely with the protection and gender-based violence sectors to improve interventions in terms of gender perspective through rapid gender analyses to improve the targeting process. To complement the Government's response plan, WFP prioritized households headed by women, households with pregnant and lactating women and girls, households with children aged 6-23 months, and older persons. Targeting was done jointly by WFP, NGO partners, the municipal emergency committees, and community representatives.

This strategic outcome was well resourced in 2021. As part of its continuous monitoring and evaluation process, the country office analysed the emergency response's implementation and identified opportunities for improvement. As a result, the emergency response expanded from the Dry Corridor to areas of the country where food insecurity increased due to COVID-19 and Hurricanes Eta and Iota, allowing WFP to cover the entire Honduran territory. Available resources enabled the intervention to reach 133,989 households, 37 percent more beneficiaries compared to the plan.

WFP provided an immediate response through a combination of in-kind food, commodity and value vouchers, cash-based transfers or a mix of modalities, with three rounds of 30 days each, totalling 90 days of food assistance. The assistance responded to immediate food needs and met the population's minimum dietary diversity and quantity. The transfer modalities chosen took into account the feasibility evaluations (financial, market, and retail assessments) and the beneficiaries' preferences, among other factors. The interventions were implemented through cash-based transfers and value vouchers in urban areas with access to financial service providers and wholesale retailers. Households assisted through this modality received three value vouchers each worth USD 75 per month to cover 30 days for three months. In rural areas, the interventions were implemented through commodity vouchers. This modality focused on delivering sacks of nutritionally balanced food products to vulnerable households. In addition, food assistance was complemented with hygiene kits. In isolated communities and due to road closures or limited access, the intervention was carried out using an in-kind modality. In 2021, WFP also introduced multi-purpose cash transfers (with a one-time value of USD 450) to allow those impacted by a crisis the flexibility and dignity to choose how to meet their needs. Although the response was initially planned for 473,000 people with cash transfers, it was decided to use commodity vouchers in rural areas instead due to limited access to Financial Service Providers or retailers.

Despite the challenges and difficult economic situation, the results were encouraging. WFP's post-distribution monitoring data showed improved food consumption patterns among its beneficiaries. By providing timely, appropriate, and adequate food assistance during 90 day-cycles of assistance, most of the food security and livelihood indicators notably improved. At the end of the intervention, 92 percent of households reached an acceptable level of food consumption, while at the baseline, only 30 percent of the households had an acceptable food consumption

Discussions with beneficiaries were carried out to gather information on how the cash was used. Of beneficiaries interviewed, 75 percent were women, and 25 percent were men. Results of the consultations showed that beneficiaries used the money to buy food, repair homes and for their savings. The multi-purpose cash assistance helped and empowered people giving them more decision-making power and dignity by letting the recipients themselves prioritize what they need most.

In 2021, WFP diversified its partners considering the different contexts of the interventions. WFP implemented programmes in collaboration with national and international NGOs and decentralized entities of the national government. These partners, who have significant administrative, logistical, and financial capacities, also have a wide scope that, in most cases, goes beyond a single region. This cooperation allowed for greater cost efficiency in the interventions. WFP partnered with several Financial Service Providers, including local banks, to assist with cash-based transfers. WFP also worked with a country-wide supermarket chain to deliver value and commodity vouchers assistance. This was carried out through the collaboration of services and financial providers, cooperating partners, local authorities, community leaders and civil society representatives.

A lesson learned exercise was conducted on the value voucher assistance modality: one of the most important outcomes was the promotion of dietary diversification and access to fresh and nutritious products. However, dietary diversification is a challenge in WFP's rural and remote intervention areas, characterized by the low levels of development in local markets, limiting the supply of fresh foods, especially fruits and vegetables. On the other hand, participating communities have limited capacity to conserve fresh products since they lack refrigeration facilities. In response to this situation, WFP reinforced its nutritional education strategy with beneficiaries through flyers with nutritional recommendations for good use of their food, promoting informed decision-making when buying food at local shops and markets, and making better food choices when fresh products are scarce. Additionally, in consultation with the affected population, the commodity voucher modality was considered the most efficient and effective mechanism in meeting their immediate food needs. This modality was selected as an intervention mechanism, considering market capabilities and their ability to implement cash-based transfers. Furthermore, considering that the mobility restriction conditions were active in the country, facilitating distribution to the points closest to the beneficiaries minimized the risk of contagion from COVID-19.

Gender and age were partially integrated into activities under strategic outcome 4, as evidenced by WFP's Gender and Age Marker score of 1. In activity 5, WFP encouraged women to manage the assistance provided to the households. There was evidence of women using the food ration as an income generator by using products from the food basket (flour and oil) to cook and sell doughnuts, allowing them to earn money. WFP promoted gender equality in its response to vulnerable populations, particularly focusing on households led by women affected by slow-onset emergencies (drought), COVID-19, and Hurricanes Eta and Iota. WFP has made significant progress in disaggregating beneficiary data by gender and will continue to increase its collection of age data for adequate analysis.

WFP GENDER AND AGE MARKER

CSP ACTIVITY	GAM MONITORING CODE
Complement government transfers to the most vulnerable households affected by disasters to facilitate relief and early recovery while supporting strengthened institutional emergency response capacities.	3

Strategic outcome 05: Government authorities, and partner organizations at national and subnational levels, complemented by strategic alliances, have strengthened capacity to achieve the SDGs, and mainly SDG2, by 2021.



88 municipal emergency committees **certified and received capacity strengthening** from WFP



5 workshops carried out on **emergency preparedness and gender equality** in humanitarian action

Activities under strategic outcome 5, activity 6 aim to strengthen institutional capacities and provide timely information for emergency response and the development of local capacities in emergencies and for food security and nutrition (FSN). WFP collaborated with a wide range of government actors such as the Permanent Contingency Committee (COPECO, for its Spanish acronym), the Technical Unit for Food Security and Nutrition (UTSAN, for its Spanish acronym) as well as with United Nations agencies.

In 2021, as a result of WFP technical assistance, COPECO collected and systematized information at the local and national level including the location and capacities of warehouses and shelters. This mapping and systematization are essential to effectively prepare and respond to emergencies. Furthermore, it will allow COPECO and partners to fill capacity gaps. In 2021, WFP also improved UTSAN's capacities for vulnerability analysis and monitoring of FSN, data management and preparedness for emergency interventions and early warning while ensuring gender was taken into account in the process. WFP developed five workshops on gender equality in humanitarian action and gender-based violence in emergencies for the FSN sector. Along these lines, WFP also trained journalists from the department of Choluteca on emergencies and FSN and gender in emergencies.

WFP also collaborated with CENICAC, for the capacity strengthening and certification of 88 municipal emergency committees (CODEM) at the national level, prioritizing the municipalities most vulnerable to climatic phenomena. The training allowed CODEMs to define planning, organization, coordination, and execution strategies for adequate management of disaster risks and reducing vulnerabilities present in the territory, as stipulated by the National Disaster Risk Management System (SINAGER) law. WFP discussed, analysed, and established the country's drought threshold for early warning systems (EWS), which was not defined for the country.

In response to the hurricanes, as co-coordinator of the FSN cluster, WFP, in collaboration with FSN sector partners, carried out the process of collecting assessments that integrate the indicators of the food security and nutrition sector for the analysis of the Joint Intersectoral Analysis Framework and the Humanitarian Needs Overview (HNO). Through this process, it was possible to determine the people in need (PiN) to plan a coordinated response to meet the needs of the vulnerable population affected by emergencies in Honduras. The Humanitarian Response Plan (HRP), based on the HNO and PiN presented the coordinated and strategic response of humanitarian agencies and complemented the Government's response efforts. WFP also collaborated with Gen CAP to implement the gender road map, design training, and develop a FSN sector toolkit. WFP's gender toolkit was essential in the development of the HRP, providing practical guidance on how to integrate gender into all stages of a programme cycle. Moreover, WFP led the presentation of progress and achievements to donors and managed the information disseminated through the humanitarian response platform, 345W [1].

WFP also conducted joint work with the intercluster and the humanitarian country team in coordinating the multi-cluster/Sector Initial Rapid Assessment mission for the Guanaja fire in October. A consensus on survey tools and information analysis for food security and livelihoods was reached and shared with SINAGER for decision making. WFP supported the planning and monitoring of the main cropping season the Primera - in conjunction with COPECO and partners of the FSN sector. WFP's Communication, Advocacy and Marketing unit also facilitated workshops on basic emergency concepts and the role of WFP in the humanitarian architecture of the country during emergencies.

Considering the lessons learned for 2021, WFP should continue strengthening coordination processes with COPECO, the Humanitarian Country Team and FSN Cluster, to transfer and exchange knowledge and expertise, and consider the successful experiences of other country offices for possible systematic replication of projects.

The activity partially integrates gender in the implementation of activities that contribute to strategic outcome 5 as evidenced by the Gender and Age Marker score of 3. Gender transformative approaches were promoted by WFP through capacity-strengthening training sessions for CODEMs, with equal participation of women and men in

emergency preparedness and response for government and non-governmental organization counterparts. The evaluations were carried out in collaboration with other organizations and according to WFP objectives in emergency assistance under strategic outcome 4.

WFP GENDER AND AGE MARKER

CSP ACTIVITY	GAM MONITORING CODE
Provide technical assistance and capacity strengthening in emergency preparedness and response, including linkages to social protection, to institutions at the national and subnational level.	3
Support an advocacy platform and communicate strategically about the 2030 Agenda, with an emphasis on SDG 2, to the general public, the private sector and partners.	N/A

Strategic outcome 06: National civil protection institutions and humanitarian actors are supported with supply chain mechanisms to manage non-food items and accessibility to cash-based transfer platform, enabling rapid response to emergencies.



WFP provided transport, storage and handling services to **9 organizations**



13,360 rations transported by helicopter to **regions that remained inaccessible** by land after Hurricanes Eta and Iota

Under strategic outcome 6, activity 8, WFP increased its supply chain capacities and enabled the organization to respond to the needs of humanitarian actors in setting up their life-saving activities. WFP provided supply chain services, offering a set of reliable, common supply chain services for effective and efficient humanitarian response through the provision of:

- on-demand bilateral supply chain services, including storage and transport services, (air, land and sea) on a free-to-user basis;
- enhanced coordination and information management activities; and
- on-demand multipurpose cash-based transfers to the Government and the Humanitarian Network to meet the essential needs of the targeted population.

Aligned with SDG 17 on enhancing global partnerships to pursue the goals, WFP increased its supply chain capacities, which allowed the country office to act swiftly and provide services and operational support to prioritize immediate emergency food assistance in the areas most affected by the hurricanes. WFP also responded to the request for services from humanitarian actors to support the most vulnerable population affected by Eta and Iota, including in some of the country's most remote areas (department of Gracias a Dios and municipalities in Tela, Atlántida). Through this intervention, WFP contributed to improving the logistical coordination of emergency assistance, providing humanitarian air services and on-demand supply chain services to both government and humanitarian partners, and implementing the Service Marketplace, a platform to facilitate coordination. This digital platform provided humanitarian organizations, United Nations Agencies and the Government with access to WFP's services in the country.

WFP increased its capacity to provide on-demand supply chain services, including storage and road and sea transport, to humanitarian actors with on-demand supply chain services. To facilitate the service request and coordination, the country office implemented the Service Marketplace, a digital platform that provides access to WFP's services in the country to humanitarian organizations, United Nations Agencies and the Government.

Where commercial options were not available, WFP made its supply chain network available to the wider humanitarian community, offering access to transport, storage, and product management activities through on-demand service provision. Service requests received mainly focused on maritime transport of humanitarian cargo to Gracias a Dios due to road access issues following the hurricanes. In total, nine organizations (Med Air, Habitat for Humanity, Feed the Hungry, Red Cross, Morava Church, GOAL, UNCHR, Pan American Health Organization, World Health Organization and UNOPS) in Honduras reached out to WFP to request services of land and sea transport, and storage and handling services.

Following Eta and Iota's supply chain response, WFP initiated together with the global supply chain cluster an emergency preparedness project to strengthen the capacities of national actors. A national workgroup was established and a multisectoral action plan was developed together with the Permanent Contingency Committee, the humanitarian community and the private sector to ensure the efficiency of future emergency responses. These coordination efforts brought a significant added value during the Guanaja fires response and reinforced the importance of emergency preparedness in Honduras.

Under activity 9, WFP provided Air Services for the Government and the Humanitarian Network to reach the most remote communities in a timely manner for the distribution of food and non-food items to safeguard the health and livelihoods of these highly affected, vulnerable people. The deployment of emergency air transport services, including a helicopter mission, allowed immediate assistance to regions left inaccessible due to the non-existence of safe surface transport or viable commercial aviation options. During January and February 2021, this intervention focused on transporting food assistance to isolated communities most affected by the hurricanes to avoid further deterioration of

their food security and nutrition status.

WFP Honduras mobilized a helicopter to transport humanitarian cargo to specific locations that remained inaccessible by land after Hurricanes Eta and Iota. A total of 13,360 food rations were delivered in the most remote communities in Atlántida and Gracias a Dios. Additionally, as part of the service provision on a free-to-user basis, WFP provided air services to Med air, to transport staff and 43.6 mt of water, sanitation and hygiene kits to the community of Tiki Raya in Villeda Morales, Gracias a Dios.

The main challenge faced with sea transportation was the space availability to transport Non-Food Items to Gracias a Dios district. Limited-service providers in that area and bad weather conditions also complicated the operation. To overcome the space availability limitation and avoid setbacks, WFP expanded its list of service providers to increase sea and land transportation options.

This strategic outcome does not integrate gender or contribute to improved gender outcomes.

WFP GENDER AND AGE MARKER

CSP ACTIVITY	GAM MONITORING CODE
Provide on-demand supply chain services to the Government and Humanitarian/Development actors to improve emergency logistics coordination	N/A

Cross-cutting results

Progress towards gender equality

Improved gender equality and women's empowerment among WFP-assisted population

Honduras suffers from structural gender inequalities exacerbated by the impact of the latest shocks, with a series of vulnerabilities and inequalities with longstanding social norms and responsibilities of disadvantage to girls and women, affecting their access to productive resources, social services, equal participation, and decision-making at all levels in the public and private spheres [1].

The increase in complaints of gender-based violence (GBV) since the start of the COVID-19 emergency and the Hurricanes Eta and Iota impacts, in 2021, the United Nations Country Team activated the GBV Sub-Cluster, with the participation of NGOs, human rights and women's organizations, government institutions and United Nations agencies [2]. WFP actively participated in the Protection Cluster and GBV Sub-Sector Cluster and worked with other entities to better understand, sensitize, and promote efforts for the specific challenges faced by women, girls, and marginalized groups.

WFP's strategy includes support to single women-led households, representing more than half of the total beneficiaries who live in a man-dominated society and are the main providers to their children and families in critical vulnerable conditions. Under strategic outcome 4, WFP targeted food insecure populations (single and pregnant women, children, LGBTQI+ and other marginalized groups) in emergency response interventions in areas affected by disrupted access, lack of basic products, and natural hazards. WFP with the Humanitarian Network, under strategic outcome 5, developed a two-year Gender Equality Roadmap with actions to improve the integration of gender equality in the Humanitarian Programming Cycle [3].

Household chores and unpaid care work were estimated at 17.8 percent per day (4.4 hours) for women versus men, who spend only a quarter of this time. This difference increases in rural areas, where women spend between six and eight hours a day [4]. WFP makes efforts within its capacity strengthening activities to raise awareness, promote shared co-responsibility to avoid a greater burden to women beneficiaries within the programmes.

WFP enhances women's decision-making and control over household resources and income by prioritizing them as recipients of cash transfers (or food) and asset creations in equal conditions and opportunities as men. In post-distribution monitoring results in Activity 4, show six percent increase in women decision and control of assets, considering that rural agricultural activities are still male-dominated. WFP promotes women's participation and economic empowerment throughout activities under strategic outcome 3 while incorporating community leaders to ensure the sustainability of livelihood recovery actions involving women and men.

Under strategic outcome 2, WFP continued a social and behaviour change communication strategy to contribute to the process of generating knowledge and raising awareness with the production of radio messages on topics of food security, nutrition, gender equality, and protection aim to participants and the population in general of rural and indigenous communities where WFP is present.

WFP is working its new CSP with gender transformative and sensitive actions throughout each of its strategic objectives as an opportunity to expand, strengthen actions and partnerships in the promotion of equality efforts with Honduras' first women-led government.

Protection and accountability to affected populations

Affected populations are able to benefit from WFP programmes in a manner that ensures and promotes their safety, dignity and integrity. Affected populations are able to hold WFP and partners accountable for meeting their hunger needs in a manner that reflects their views and preferences

In 2021, the effects of COVID-19 and Hurricanes Eta and Iota continued to generate conditions such as the depletion of reserves and loss of crops (mainly corn and beans), price increases and loss of income in at least half of the affected households.

WFP's main actions have focused on humanitarian assistance and livelihood recovery in the populations affected by the aforementioned events, aiming to end hunger, achieve food security, improve nutrition, and promote sustainable agriculture. In all its programmes, WFP is committed to ensuring the protection and accountability of affected populations, focusing on designing and implementing food assistance that does not increase protection risks for those it assists but rather contributes to their dignity, safety, and integrity.

Within the interventions carried out by WFP and cooperating partners, local governments, civil society and religious entities, a process of protection and accountability is ensured. WFP made significant efforts for a systematic and multi-level approach to incorporate all stakeholders, including municipal mayors' offices, municipal and community emergency committees, community leaders, NGOs, and other institutions involved in the humanitarian response. This allowed for improved social oversight by the participating sectors, bringing transparency to the process.

Providing information to affected populations is critical to enable them to participate in and fully benefit from WFP's programmes. In 2021, before and during project implementation, all food assistance participants, cooperating partners and local authorities were informed about WFP's general assistance in the country, objectives, and strategies. WFP's impartiality and humanitarian principles were explained as well as the intervention's specific targeting criteria, activities, and transfer modalities. By translating this information to fit participating community languages and cultural context, WFP aimed to facilitate mutual understanding.

WFP ensured that community leaders and members were aware of the benefits to be granted, delivery dates and lists of beneficiaries. Furthermore, it communicated transparently the selection criteria. Consequently, it was clear to the community that WFP's aim, was benefiting priority groups that due, to their degree of vulnerability are generally children aged 24-59 months, pregnant and lactating women, older persons, persons with disabilities and members of LGBTIQ+ groups.

After the COVID-19 vaccination campaigns, restrictions on mobility and access to public places were modified. WFP continued to follow and apply the biosecurity measures in each of the activities carried out, thus safeguarding the health and protection of the population. Measures were implemented to ensure the safety and well-being of beneficiaries, such as prioritizing vulnerable groups (pregnant and lactating women, older persons, persons with disabilities) during distributions, increasing the number of distribution points to ensure compliance with the 5 km radius, different delivery schedules to avoid crowds and coordination with local governments to provide transportation to people living in distant places. WFP ensured each delivery site had adequate space, special requirements for older persons and persons with disabilities, sun protection, bathrooms in good condition, potable water, and health and safety equipment.

All programmes prioritized the integration of gender issues in the activities carried out in the inception and targeting stage, as the participation of women is fundamental in relation to the benefit of food assistance. In this regard, WFP strived to ensure gender and protection considerations are included, ensuring that the nutritional needs of different people are considered and that messages are tailored to women, men, boys, and girls.

The participation and feedback mechanisms in place were based on local structures: community and municipal committees, through which all the information was socialized and validated by community leaders. The committees liaised with the communities to inform the intervention and report its progress to beneficiaries.

To ensure an effective feedback and complaints cycle, a community feedback mechanism (CFM) hotline was functioning, with established procedures and processes to allow affected people to voice their complaints and provide feedback in a safe and dignified manner. The CFM was complemented by beneficiary outreach monitoring to collect beneficiary perceptions on effectiveness, gender-based violence, quality of assistance, organization of distribution sites,

use of the feedback mechanism and WFP follow-up.

The complaints and feedback from beneficiaries were officially communicated through a free telephone line. A review committee was in charge of monitoring, responding to and closing the cycle of each complaint. If a complaint was submitted through other means outside the CFM, the country office referred the case to the competent body. Complaints of abuse of power were directed to the WFP country office (if involving local authorities). Allegations of sexual exploitation and abuse were sent to the Protection from Sexual Exploitation and Abuse Working Group within the Interagency Gender Group led by United Nations Entity for Gender Equality and the Empowerment of Women. Regarding child protection allegations, they were sent to the child protection sub-cluster led by UNICEF. WFP monitored the cases until they were resolved and closed.

The CFM was regularly monitored to improve areas of weakness. In 2021, 274 calls for consultations or complaints were received; 79 percent of the callers were women and 18.5 percent men, and the remaining 2.5 percent did not specify their sex. The cycle of 100 percent of the calls was closed and solved. All complaints and feedback received were treated with confidentiality to safeguard personal data and respect people's privacy rights.

Environment

Targeted communities benefit from WFP programmes in a manner that does not harm the environment

Honduras is one of the world's most vulnerable countries to climate change [1]. Tropical storms and hurricanes frequently threaten the country, which destroys critical infrastructure and endangers people's lives and well-being, making the country's high exposure to extreme weather events the main source of the country's climate vulnerability. Additional stresses, such as decreased rainfall and greater temperatures, have a detrimental impact on agriculture and raise the danger of water shortages. Warming temperatures are putting a strain on Honduras' coastal ecosystems and fisheries, exacerbated by overfishing and environmental deterioration. Forest resources are a valuable source of income in rural regions, yet they are threatened by a high deforestation rate and unsustainable land uses. Food security has direct and indirect links with the degradation of natural resources. Unsustainable land use is a factor that leads to lower productivity and greater vulnerability to climate extremes. In Honduras, a vicious cycle has been established around agriculture, the degradation of natural resources and the situation of poverty. The situation is dire in arid and semi-arid lands, located in the Dry Corridor region in southern Honduras, where most of the WFP's resilience interventions are concentrated.

To address these challenges, WFP's resilience interventions promoted improved livelihoods of beneficiaries while positively affecting their local environments. Among the activities, WFP worked to improve natural resource management by conserving 53 hectares of soils, reforestation of 50 hectares of mangroves, and 88 of forest with 109,676 forest and fruit plants produced in 48 community nurseries. WFP also helped produce 14,500 mangrove plants and the submergence of 100 modules of artificial reefs in the Golfo de Fonseca region to improve and monitor the habitat of marine species. The country's legal framework establishes guidelines for the restoration of water-producing areas as part of water management through the declarations of 16 micro watersheds and 9 hectares to manage and protect these water-producing areas.

With the support of WFP's Regional Bureau for Latin America and the Caribbean, a training process was provided to ensure social and environmental safeguards measures are duly implemented so that the Country Strategic Plan's activities do not cause unintentional harm to the environment or people. WFP is committed to improving its resource management by adopting green practices in its day-to-day operations.

Data Notes

Overview

[1] National Violence Observatory

[2] World Bank Country Overview, Honduras <https://www.worldbank.org/en/country/honduras/overview#1>

SDGs values for national results not available

Context and Operations

[1] World Bank Data <https://data.worldbank.org/indicator/SI.POV.GINI?locations=HN&view=chart>

[2] Human Development Reports <http://hdr.undp.org/en/countries/profiles/HND>

Strategic outcome 01

Outcome results data will be possibly available by March-April of 2022.

Output "commodity voucher transfer" is zero since due to no funding allocation from the government, no CBT was done.

Strategic outcome 02

[1] (ENDESA 2019-2020), <https://www.ine.gob.hn/V3/imag-doc/2021/10/Informe-ENDESA-MICS-2019.pdf>

Output result "beneficiaries receiving cash-based transfer" is "0" since due to COVID-19, the conditional food assistance pilot project changed into a commodity voucher transfer
2019 Follow-up outcome indicators for "Proportion of eligible population that participates in programme (coverage)" and "Proportion of target population that participates in an adequate number of distributions (adherence)" are not available

Strategic outcome 03

Output indicator "hectares of watersheds rehabilitated" is lower than planned due to limited funding.

Sex disaggregation data under outcome results is not available.

Strategic outcome 04

Output "actual beneficiaries receiving food transfers" is zero since WFP did not carry out Food Assistance for Assets activities under strategic outcome 4, activity 5.

Sex disaggregation data under outcome results is not available.

Values for "2019 Follow-up" in Outcome Results are not available.

2020 Follow-up outcome results for "Food Expenditure Share and Livelihood-based Coping Strategy Index (Average) are not available.

Strategic outcome 05

[1] The 345W is an online tool developed by OCHA and agreed by partners as a tool for reporting sectoral COVID-19 or other emergency activities in the country

2021 Follow-up for outcome indicator "Number of national food security and nutrition policies, programmes and system components enhanced as a result of WFP capacity strengthening (new)" is not available

Strategic outcome 06

Outcome indicators are not available

Progress towards gender equality

[1] Latest data, in economic participation and opportunity, women are 28 percent less likely to have the same economic opportunities as men; and 82 percent less likely to have equal political participation and opportunities in comparison to men, observing this year an increase in gender political violence (specifically towards women candidates) due to the general elections process.

[2] According to figures from the National Emergency System 911, the number of complaints of gender-based violence registered in 2021 sums more than 90,000, which estimates that a woman is a victim of violence every hour. The Observatory of Violence of the National Autonomous University of Honduras reported that at least 292 women lost their lives violently from January to October, estimating 24 victims per month and a femicide every 18-21 hours. With the increase in complaints of cases of violence against women since the start of the COVID-19 emergency and the Hurricanes Eta and Iota impacts, the United Nations Country Team activated the Gender-Based Violence (GBV) sub-cluster, which is under the protection cluster with the participation of NGOs, human rights and women's organizations, government institutions and United Nations agencies. WFP integrates the protection cluster and GBV sub-cluster and works with other entities to better understand and promote efforts for the specific challenges faced by women, girls, and marginalized groups.

[3] The Gender Equality Roadmap strategic plan is based on five pillars: Leadership, Programming, Coordination, Localization, and Participation.

[4] Gender Rapid Analysis UN-Women and CARE Honduras 2020

Protection and accountability to affected populations

Cross-cutting indicator for school feeding is not available due to the lack of funding allocation from the Government and other school-based interventions limited due to COVID-19 and school closures.

Sex disaggregation data under cross cutting indicators are not available.

Environment

[1] Global Climate Index (German Watch)

2019 Follow-up values and 2020 Follow-up values for "Proportion of FLAs/MOUs/CCs for CSP activities screened for environmental and social risk" are not available.

Annex

Reporting on beneficiary information in WFP's annual country reports

To produce estimates of the total number of unique beneficiaries WFP has assisted yearly, the data from all activities and transfer modalities must be adjusted to eliminate overlaps and add new beneficiaries. This exercise is based on WFP's understanding of the local context, partnerships and activities; the resulting adjusted totals are recorded in COMET. The process of calculating these adjusted totals follows the rules established during the activity planning stage, these rules can be amended to reflect new information that emerges once implementation begins.

The final estimated number of beneficiaries assisted in each country is validated by country offices and entered in COMET at the end of every year:


- the total number of beneficiaries, which is the sum of all direct beneficiaries reached under all country level activities, based on the adjusted totals that seek to eliminate overlap;
- the total number of beneficiaries receiving food transfers, cash-based transfers and commodity vouchers or capacity strengthening, the sum of all direct beneficiaries reached under the activities for each of these transfer modalities, based on the adjusted estimates that seek to eliminate overlap;
- the total number of beneficiaries assisted under each programme area, the sum of all direct beneficiaries reached under WFP's eight programme areas at the country level;
- the number of schoolchildren assisted under school-based programmes, the sum of all participants assisted under the school-based programmes, adjusted to exclude overlaps and activity supporters such as teachers and cooks.

Although WFP conducts quality assurance to provide beneficiary data which are as accurate as possible, numerous challenges remain regarding data collection, verification, entry and processing. Beneficiary numbers in ACRs should be considered "best estimates", subject to over- and under- estimation.

For the 2021 reporting period, disability data has been collected using a variety of approaches; the WHO 15 percent global disability prevalence average, head counts in single activities, or disaggregation of data from post distribution monitoring reports (PDMs). As standardised guidance was not available in WFP prior to 2020, these methods have varied according to the existing needs, capacity, and experience of various WFP activities and operational contexts. Moving forward, as part of the 2020 disability inclusion road map, WFP is building on continued efforts to mainstream and standardise disability data collection methodologies, aligning with international standards and best practices.

Figures and Indicators

WFP contribution to SDGs

 SDG 2: End hunger, achieve food security and improved nutrition and promote sustainable agriculture											
WFP Strategic Goal 1: Support countries to achieve zero hunger						WFP Contribution (by WFP, or by governments or partners with WFP Support)					
SDG Indicator	National Results					SDG-related indicator	Direct				Indirect
	Unit	Female	Male	Overall	Year		Unit	Female	Male	Overall	
Prevalence of undernourishment	%			12.9	2018	Number of people reached (by WFP, or by governments or partners with WFP support) in the context of emergency and protracted crisis response	Number	53,142	51,058	104,200	
									Number	66,320	63,720
Prevalence of stunting among children under 5 years of age	%	18.2	19.2	18.7	2021	Number of people reached (by WFP, or by governments or partners with WFP support) with stunting prevention programmes	Number	14,390	6,292	20,682	
Average income of small-scale food producers, by sex and indigenous status	US\$					Number of small-scale food producers reached (by WFP, or by governments or partners with WFP support) with interventions that contribute to improved incomes	Number	1,375	1,125	2,500	
Proportion of agricultural area under productive and sustainable agriculture	%					Number of hectares of land rehabilitated (by WFP, or by governments or partners with WFP support)	Ha			155	
						Number of people reached (by WFP, or by governments or partners with WFP support) with interventions that aim to ensure productive and sustainable food systems	Number	5,720	4,680	10,400	



SDG 17: Strengthen the means of implementation and revitalize the global partnership for sustainable development

WFP Strategic Goal 2: Partner to support implementation of the SDGs				WFP Contribution (by WFP, or by governments or partners with WFP Support)			
SDG Indicator	National Results			SDG-related indicator	Direct		Indirect
	Unit	Overall	Year		Unit	Overall	
Foreign direct investments (FDI), official development assistance and South-South Cooperation as a proportion of total domestic budget	%			Dollar value of resources mobilized (by WFP) to increase government or national stakeholder access to financial resources to achieve the SDGs	US\$	18,000,000	
Dollar value of financial and technical assistance (including through North-South, South-South and triangular cooperation) committed to developing countries	US\$			Dollar value (within WFP portfolio) of technical assistance and country capacity strengthening interventions (including facilitation of South-South and triangular cooperation)	US\$	4,500,000	

Beneficiaries by Sex and Age Group

Beneficiary Category	Gender	Planned	Actual	% Actual vs. Planned
Total Beneficiaries	male	1,067,284	580,886	54%
	female	1,183,109	692,249	59%
	total	2,250,393	1,273,135	57%
By Age Group				
0-23 months	male	6,783	6,300	93%
	female	7,060	6,560	93%
	total	13,843	12,860	93%
24-59 months	male	201,814	211,138	105%
	female	212,084	221,830	105%
	total	413,898	432,968	105%
5-11 years	male	752,402	229,319	30%
	female	786,485	243,306	31%
	total	1,538,887	472,625	31%
18-59 years	male	106,285	134,129	126%
	female	177,480	220,553	124%
	total	283,765	354,682	125%

Beneficiaries by Residence Status

Residence Status	Planned	Actual	% Actual vs. Planned
Resident	2,250,393	1,273,135	57%

Beneficiaries by Programme Area

Programme Area	Planned	Actual	% Actual vs. Planned
Asset Creation and Livelihood	143,345	130,040	90%

Programme Area	Planned	Actual	% Actual vs. Planned
Prevention of Malnutrition	32,758	20,870	63%
School-Based Programmes	1,587,040	452,280	28%
Unconditional Resources Transfer	487,250	669,945	137%

Annual Food Transfer

Commodities	Planned Distribution (mt)	Actual Distribution (mt)	% Actual vs. Planned
Everyone has access to food			
Strategic Outcome: Strategic Outcome 01			
Beans	3,446	501	15%
Dried Fruits	594	449	76%
Maize Meal	7,519	58	1%
Rice	4,135	410	10%
Vegetable Oil	1,378	186	14%
Strategic Outcome: Strategic Outcome 04			
Beans	206	257	125%
Corn Soya Blend	206	0	0%
Iodised Salt	17	0	0%
Maize	686	0	0%
Rice	686	613	89%
Vegetable Oil	86	102	119%
No one suffers from malnutrition			
Strategic Outcome: Strategic Outcome 02			
Corn Soya Blend	1,295	646	50%
Sugar	28	12	42%
Vegetable Oil	28	11	38%

Annual Cash Based Transfer and Commodity Voucher

Modality	Planned Distribution (CBT)	Actual Distribution (CBT)	% Actual vs. Planned
No one suffers from malnutrition			
Commodity Voucher	0	61,830	-
Value Voucher	288,718	0	0%
Smallholders have improved food security and nutrition			
Cash	6,050,000	2,740,981	45%
Commodity Voucher	0	721,600	-
Everyone has access to food			
Cash	7,020,000	820,496	12%
Commodity Voucher	9,000,000	12,881,527	143%
Value Voucher	6,750,000	1,570,643	23%

Modality	Planned Distribution (CBT)	Actual Distribution (CBT)	% Actual vs. Planned
Commodity Voucher	802,739	0	0%

Strategic Outcome and Output Results

Strategic Outcome 01: Pre and primary school-aged children across the country have access to safe and nutritious food all year round by 2021					Root Causes	
Output Results						
Activity 01: Provide daily nutritious school meals, sourced from smallholder farmers, to pre-school and primary school-aged children complemented with health, hygiene and nutrition activities, gender-transformative education and school gardens (Category 4; food/CBT, capacity strengthening).						
Detailed Indicator	Beneficiary Group	Sub Activity	Unit of measure	Planned	Actual	
A.1: Beneficiaries receiving commodity vouchers transfers	Children (pre-primary)	School feeding (on-site)	Female	1,399	0	
			Male	1,345	0	
			Total	2,744	0	
A.1: Beneficiaries receiving commodity vouchers transfers	Students (primary schools)	School feeding (on-site)	Female	7,593	0	
			Male	7,295	0	
			Total	14,888	0	
A.1: Beneficiaries receiving food transfers	Children (pre-primary)	School feeding (alternative take-home rations)	Female	0	73,248	
			Male	0	70,375	
			Total	0	143,623	
A.1: Beneficiaries receiving food transfers	Children (pre-primary)	School feeding (on-site)	Female	125,575	0	
			Male	120,651	0	
			Total	246,226	0	
A.1: Beneficiaries receiving food transfers	Students (primary schools)	School feeding (alternative take-home rations)	Female	0	157,286	
			Male	0	151,117	
			Total	0	308,403	
A.1: Beneficiaries receiving food transfers	Students (primary schools)	School feeding (on-site)	Female	674,823	0	
			Male	648,359	0	
			Total	1,323,182	0	
A.2: Food transfers			MT	17,072	1,605	
A.4: Commodity Vouchers transfers			US\$	802,739	0	
Activity 02: Provide capacity strengthening to local authorities, school staff, parents and smallholder farmers – including technical assistance and training in the management of the school meal programme, its logistics, food quality standards, transparency, accountability, nutrition education, smallholder farmers' access to institutional markets and risk management. (Category 9; capacity strengthening).						
Detailed Indicator	Beneficiary Group	Sub Activity	Unit of measure	Planned	Actual	
A.1: Beneficiaries receiving capacity strengthening transfers	All	School feeding (on-site)	Female	0	147	
			Male	0	107	
			Total	0	254	

Output Results					
Activity 01: Provide daily nutritious school meals, sourced from smallholder farmers, to pre-school and primary school-aged children complemented with health, hygiene and nutrition activities, gender-transformative education and school gardens (Category 4; food/CBT, capacity strengthening).					
Output indicator	Detailed indicator	Unit of measure	Planned	Actual	
A: Output 1: Pre-school and primary school-aged children receive nutritious and diversified meals during the 180 days of the school year in order to meet their basic food and nutrition needs and to increase access to education					
School feeding (on-site)					
A.5: Quantity of non-food items distributed	A.5.12: Number of nutrition information products distributed	non-food item	1,000	1,000	
A.5: Quantity of non-food items distributed	A.5.17: Quantity of inputs for GFD activities (e.g. weighing scales) distributed	non-food item	50	6,095	

A.5: Quantity of non-food items distributed	A.5.19: Quantity of kitchen utensils distributed (plates, spoons, cooking pots etc.)	non-food item	5	10
A.6: Number of institutional sites assisted	A.6.11: Number of institutional sites assisted	site	12,000	25
A.6: Number of institutional sites assisted	A.6.19: Number of pre-schools assisted by WFP	school	4,000	3,821
A.6: Number of institutional sites assisted	A.6.20: Number of primary schools assisted by WFP	school	6,000	5,007
A.6: Number of institutional sites assisted	A.6.MGD1.1.2: Number of textbooks and other teaching and learning materials provided	item	1,000	1,000
A.6: Number of institutional sites assisted	A.6.MGD1.4.4: Number of Parent-Teacher Associations (PTAs) or similar "school" governance structures supported	structure	6,000	8,836

Activity 02: Provide capacity strengthening to local authorities, school staff, parents and smallholder farmers – including technical assistance and training in the management of the school meal programme, its logistics, food quality standards, transparency, accountability, nutrition education, smallholder farmers' access to institutional markets and risk management. (Category 9; capacity strengthening).

Output indicator	Detailed indicator	Unit of measure	Planned	Actual
F: Output 2: Local smallholder farmers -particularly women- benefit from decentralized institutional purchases for school meals, capacity strengthening, and access to markets in order to increase their food security.				
School feeding (on-site)				
F.2: Quantity of fortified foods, complementary foods and specialized nutritious foods purchased from local suppliers	F.2.4: Quantity of fortified foods, complementary foods and specialized nutritious foods purchased from local suppliers	Mt	0	10.4

Outcome Results

Activity 01: Provide daily nutritious school meals, sourced from smallholder farmers, to pre-school and primary school-aged children complemented with health, hygiene and nutrition activities, gender-transformative education and school gardens (Category 4; food/CBT, capacity strengthening).

Outcome Indicator	Sex	Baseline	End-CSP Target	2021 Target	2021 Follow-up	2020 Follow-up	2019 Follow-up	source
Target Group: Food Insecure Households - Location: Honduras - Modality: - Subactivity: School feeding (on-site)								
Attendance rate (new)	Female	86			0	46.5		Secondary data
	Male	85.3			0	45.3		Secondary data
	Overall	85.65	≥92	≥92	0	45.9		Secondary data
Drop-out rate	Female	1.03			0	1		Secondary data
	Male	1.56			0	1.15		Secondary data
	Overall	1.29	≤1.5	≤1.5	0	1.07		Secondary data
Enrolment rate	Female	99.6			0	99.42		Secondary data
	Male	99.2			0	99.2		Secondary data
	Overall	99.4	≥99.5	≥99.5	0	99.31		Secondary data
Gender ratio	Overall	96.07	≥96.8	≥96.8	0	96.06		Secondary data

Retention rate	Female	98.97			0	98.06	Secondary data Secondary data Secondary data
	Male	98.44			0	98.02	
	Overall	98.71	≥99	≥99	0	98.04	

Strategic Outcome 02: The nutritionally most vulnerable groups in targeted areas have reduced levels of stunting and micronutrient deficiencies by 2021.						Root Causes
Output Results						
Activity 03: Provide capacity strengthening to health institutions at all levels and fortified nutritious foods in targeted areas, to girls, pregnant women, lactating mothers, and children under 2.						
Detailed Indicator	Beneficiary Group	Sub Activity	Unit of measure	Planned	Actual	
A.1: Beneficiaries receiving capacity strengthening transfers	All	Prevention of stunting	Female	5,610	96	
			Male	5,390	92	
			Total	11,000	188	
A.1: Beneficiaries receiving capacity strengthening transfers	Pregnant and lactating women	Prevention of stunting	Female	5,000	0	
			Total	5,000	0	
A.1: Beneficiaries receiving cash-based transfers	Children	Prevention of stunting	Female	484	0	
			Male	466	0	
			Total	950	0	
A.1: Beneficiaries receiving cash-based transfers	Pregnant and lactating women	Prevention of stunting	Female	375	0	
			Total	375	0	
A.1: Beneficiaries receiving commodity vouchers transfers	Children	Prevention of stunting	Female	0	198	
			Male	0	174	
			Total	0	372	
A.1: Beneficiaries receiving commodity vouchers transfers	Pregnant and lactating women	Prevention of stunting	Female	0	252	
			Total	0	252	
A.1: Beneficiaries receiving food transfers	Children	Prevention of stunting	Female	7,060	6,370	
			Male	6,783	6,118	
			Total	13,843	12,488	
A.1: Beneficiaries receiving food transfers	Pregnant and lactating women	Prevention of stunting	Female	7,915	7,570	
			Total	7,915	7,570	
A.2: Food transfers			MT	1,352	669	
A.3: Cash-based transfers			US\$	288,718	0	
A.4: Commodity Vouchers transfers			US\$	0	61,830	

Output Results				
Activity 03: Provide capacity strengthening to health institutions at all levels and fortified nutritious foods in targeted areas, to girls, pregnant women, lactating mothers, and children under 2.				
Output indicator	Detailed indicator	Unit of measure	Planned	Actual
A: Output 5: Pregnant and lactating women and girls and children under 5 with a particular emphasis on the first 1,000 days, in prioritized municipalities, receive specialized nutritious or fortified food, and participate in nutrition education programmes, as part of a government-led integrated package of interventions for the prevention of stunting and other forms of malnutrition in the framework of early and primary health care (A)				
Prevention of stunting				
A.6: Number of institutional sites assisted	A.6.10: Number of health centres/sites assisted	health center	400	141
B: Output 5: Pregnant and lactating women and girls and children under 5 with a particular emphasis on the first 1,000 days, in prioritized municipalities, receive specialized nutritious or fortified food, and participate in nutrition education programmes, as part of a government-led integrated package of interventions for the prevention of stunting and other forms of malnutrition in the framework of early and primary health care (B)				
Prevention of stunting				
B.2: Quantity of specialized nutritious foods provided	B.2.1: Quantity of specialized nutritious foods provided	Mt	635	669
C: Output 6: The nutritionally most vulnerable groups across Honduras benefit from strengthened policies, strategies, programmes and governance for nutrition at central, provincial and community level (C)				
Prevention of stunting				
C.4*: Number of people engaged in capacity strengthening initiatives facilitated by WFP to enhance national food security and nutrition stakeholder capacities (new)	C.4*.1: Number of government/national partner staff receiving technical assistance and training	individual	350	129
E*: Output 5: Pregnant and lactating women and girls and children under 5 with a particular emphasis on the first 1,000 days, in prioritized municipalities, receive specialized nutritious or fortified food, and participate in nutrition education programmes, as part of a government-led integrated package of interventions for the prevention of stunting and other forms of malnutrition in the framework of early and primary health care (E)				
Prevention of stunting				
E*.4: Number of people reached through interpersonal SBCC approaches	E*.4.1: Number of people reached through interpersonal SBCC approaches (male)	Number	5,000	4,926
E*.4: Number of people reached through interpersonal SBCC approaches	E*.4.2: Number of people reached through interpersonal SBCC approaches (female)	Number	5,000	9,500

Outcome Results								
Activity 03: Provide capacity strengthening to health institutions at all levels and fortified nutritious foods in targeted areas, to girls, pregnant women, lactating mothers, and children under 2.								
Outcome Indicator	Sex	Baseline	End-CSP Target	2021 Target	2021 Follow-up	2020 Follow-up	2019 Follow-up	source
Target Group: COHORT2020 - Location: Honduras - Modality: - Subactivity: Prevention of stunting								
Minimum Dietary Diversity – Women	Overall	40	=100	=100	65	65.8	89.9	WFP survey
Proportion of children 6-23 months of age who receive a minimum acceptable diet	Overall	62	≥90	≥90	75.6	68	44	WFP survey
Proportion of eligible population that participates in programme (coverage)	Overall	21.5	≥50	≥50	90	21.5		WFP survey
Proportion of target population that participates in an adequate number of distributions (adherence)	Overall	90	≥100	≥100	97.5	93		WFP survey

Strategic Outcome 03: Rural agricultural labourers and smallholder farmers, in targeted areas, especially in indigenous communities, are more resilient to shocks and stressors to ensure their food and nutrition security throughout the year.

Resilience Building

Output Results

Activity 04: Provide food assistance for assets to food insecure households to support the creation and rehabilitation of livelihood assets complemented by capacity strengthening of decentralized government authorities to manage resilience building and climate change adaptation programmes.

Detailed Indicator	Beneficiary Group	Sub Activity	Unit of measure	Planned	Actual
A.1: Beneficiaries receiving cash-based transfers	All	Food assistance for asset	Female	61,600	72,823
			Male	48,400	57,217
			Total	110,000	130,040
A.1: Beneficiaries receiving commodity vouchers transfers	All	Food assistance for asset	Female	0	13,440
			Male	0	10,560
			Total	0	24,000
A.3: Cash-based transfers			US\$	6,050,000	2,740,981
A.4: Commodity Vouchers transfers			US\$	0	721,600

Output Results

Activity 04: Provide food assistance for assets to food insecure households to support the creation and rehabilitation of livelihood assets complemented by capacity strengthening of decentralized government authorities to manage resilience building and climate change adaptation programmes.

Output indicator	Detailed indicator	Unit of measure	Planned	Actual
A: Output 7: Targeted agricultural labourers and farmers, with priority given to women, and their families receive assistance to create and/or rehabilitate climate-resilient assets in order to strengthen their resilience to shocks and climate change and improve their productivity, income, livelihoods, nutrition and food security (A2).				
Climate adaptation and risk management activities				
A.1: Number of women, men, boys and girls receiving food/cash-based transfers/commodity vouchers/capacity strengthening transfers	A.1.18: Number of participants in beneficiary training sessions (community preparedness, early warning, disaster risk reduction, and climate change adaptation)	individual	3,315	2,860
Food assistance for asset				
A.1: Number of women, men, boys and girls receiving food/cash-based transfers/commodity vouchers/capacity strengthening transfers	A.1.16: Number of participants in beneficiary training sessions (health and nutrition)	individual	500	27
A.1: Number of women, men, boys and girls receiving food/cash-based transfers/commodity vouchers/capacity strengthening transfers	A.1.28: Number of project participants (male)	individual	53,900	3,068
A.1: Number of women, men, boys and girls receiving food/cash-based transfers/commodity vouchers/capacity strengthening transfers	A.1.29: Number of project participants (female)	individual	56,100	4,120
A.5: Quantity of non-food items distributed	A.5.14: Quantity of agricultural tools distributed	non-food item	400	400
A.5: Quantity of non-food items distributed	A.5.24: Value of non-food items distributed	US\$	194,090	5,536.39
A.6: Number of institutional sites assisted	A.6.11: Number of institutional sites assisted	site	400	20
A.6: Number of institutional sites assisted	A.6.17: Number of new nurseries established	nursery	161	91
A.6: Number of institutional sites assisted	A.6.27: Number of villages assisted	village	220	10
A.7: Number of retailers participating in cash-based transfer programmes	A.7.1: Number of retailers participating in cash-based transfer programmes	retailer	6	15
C: Output 9: Food insecure communities/municipalities in targeted areas benefit from improved national, municipal and communal institutional capacities to adapt to climate change, by sustainably managing ecosystems and watersheds to ensure more stable and sustainable food systems (C)				
Food assistance for asset				
C.5*: Number of capacity strengthening initiatives facilitated by WFP to enhance national food security and nutrition stakeholder capacities (new)	C.5*.1: Number of technical assistance activities provided	unit	4	4
C.5*: Number of capacity strengthening initiatives facilitated by WFP to enhance national food security and nutrition stakeholder capacities (new)	C.5*.2: Number of training sessions/workshop organized	training session	300	34
D: Output 8: Rural communities vulnerable to food insecurity and shocks in targeted areas, benefit from the creation and/or rehabilitation of community assets in order to improve their productivity, livelihoods and food security (D).				
Climate adaptation and risk management activities				

D.1: Number of assets built, restored or maintained by targeted households and communities, by type and unit of measure	D.1.10: Hectares (ha) of cultivated land treated with both physical soil and water conservation measures and biological stabilization or agro forestry techniques	Ha	1,200	70.38
D.1: Number of assets built, restored or maintained by targeted households and communities, by type and unit of measure	D.1.27: Hectares (ha) of micro watershedes rehabilitated	Ha	35	19.74
D.2*: Number of people provided with direct access to energy products or services	D.2*.12: Total number of people provided with direct access to energy products or services (Productive uses)	Number	200	240
Food assistance for asset				
D.1: Number of assets built, restored or maintained by targeted households and communities, by type and unit of measure	D.1.107: Volume (m3) of compost produced/prepared	m3	2,700	4,097
D.1: Number of assets built, restored or maintained by targeted households and communities, by type and unit of measure	D.1.116: Volume (m3) of water harvesting systems constructed	m3	7,232	2,687.71
D.1: Number of assets built, restored or maintained by targeted households and communities, by type and unit of measure	D.1.13: Hectares (ha) of community woodlots/forest planted, maintained or protected	Ha	50	142.18
D.1: Number of assets built, restored or maintained by targeted households and communities, by type and unit of measure	D.1.149: Number of 50kg sacks harvested	Number	10,000	36,999.85
D.1: Number of assets built, restored or maintained by targeted households and communities, by type and unit of measure	D.1.154: Number of non-food items distributed (tools, milling machines, pumps, etc.)	Number	243	230
D.1: Number of assets built, restored or maintained by targeted households and communities, by type and unit of measure	D.1.15: Hectares (ha) of land under orchards established	Ha	10	47.62
D.1: Number of assets built, restored or maintained by targeted households and communities, by type and unit of measure	D.1.21: Hectares (ha) of staple food planted	Ha	150	84.91
D.1: Number of assets built, restored or maintained by targeted households and communities, by type and unit of measure	D.1.42: Kilometres (km) of irrigation canals constructed	Km	20	0
D.1: Number of assets built, restored or maintained by targeted households and communities, by type and unit of measure	D.1.4: Hectares (ha) of agricultural land benefiting from new irrigation schemes (including irrigation canal construction, specific protection measures, embankments, etc)	Ha	41	30.63
D.1: Number of assets built, restored or maintained by targeted households and communities, by type and unit of measure	D.1.50: Number of social infrastructures and Income Generating infrastructures constructed (School Building, Facility Center, Community Building, Market Stalls, etc.)	Number	6	5
D.1: Number of assets built, restored or maintained by targeted households and communities, by type and unit of measure	D.1.51: Number of cereal banks established	Number	50	65
D.1: Number of assets built, restored or maintained by targeted households and communities, by type and unit of measure	D.1.52: Number of social infrastructures and Income Generating infrastructures rehabilitated (School Building, Facility Center, Community Building, Market Stalls, etc.)	Number	6	1
D.1: Number of assets built, restored or maintained by targeted households and communities, by type and unit of measure	D.1.55: Number of community gardens established	garden	80	70

D.1: Number of assets built, restored or maintained by targeted households and communities, by type and unit of measure	D.1.56: Number of community post-harvest structures built	Number	80	4
D.1: Number of assets built, restored or maintained by targeted households and communities, by type and unit of measure	D.1.65: Number of family gardens established	garden	3,800	3,600
D.1: Number of assets built, restored or maintained by targeted households and communities, by type and unit of measure	D.1.73: Number of fuel efficient stoves distributed	Number	200	488
D.1: Number of assets built, restored or maintained by targeted households and communities, by type and unit of measure	D.1.8: Hectares (ha) of land under crops	Ha	254	100.55
D.1: Number of assets built, restored or maintained by targeted households and communities, by type and unit of measure	D.1.91: Number of 25kg sacks harvested	Number	10,000	16,342.16
D.1: Number of assets built, restored or maintained by targeted households and communities, by type and unit of measure	D.1.98: Number of tree seedlings produced/provided	Number	230,000	159,026
D.1: Number of assets built, restored or maintained by targeted households and communities, by type and unit of measure	D.1.9: Hectares (ha) of cultivated land treated and conserved with physical soil and water conservation measures only	Ha	54.14	20.81
F: Output 9: Food insecure communities/municipalities in targeted areas benefit from improved national, municipal and communal institutional capacities to adapt to climate change, by sustainably managing ecosystems and watersheds to ensure more stable and sustainable food systems (F)				
Food assistance for asset				
F.1: Number of smallholder farmers supported/trained	F.1.15: Number of farmer organisations leaders trained in business skills (FaaB, savings, marketing skills, lobby and advocacy)	individual	115	6
F.1: Number of smallholder farmers supported/trained	F.1.19: Number of farmer organizations / SCPs reporting linkages to profitable markets for the first time	farmer organization	30	10
F.1: Number of smallholder farmers supported/trained	F.1.21: Number of farmer organizations supported with equipment (tarpaulins) for post-harvest handling	farmer organization	5	4
F.1: Number of smallholder farmers supported/trained	F.1.22: Number of farmer organizations trained in market access and post-harvest handling skills	farmer organization	140	1
F.1: Number of smallholder farmers supported/trained	F.1.26: Number of farmers receiving hermetic storage equipment	individual	1,450	913
F.1: Number of smallholder farmers supported/trained	F.1.39: Number of group leaders trained on leadership and governance practices	individual	65	48
F.1: Number of smallholder farmers supported/trained	F.1.42: Number of individuals trained in business skills	individual	145	28
F.1: Number of smallholder farmers supported/trained	F.1.5: Number of cooperatives societies supported	farmer group	30	27
F.1: Number of smallholder farmers supported/trained	F.1.60: Number of modules/guidelines produced	Module	3	1
F.1: Number of smallholder farmers supported/trained	F.1.69: Number of planned targeted villages	village	380	60
F.1: Number of smallholder farmers supported/trained	F.1.8: Number of farmer groups practicing Village Savings and Loans Associations (VSLA)	farmer group	139	13
G: Output 8: Rural communities vulnerable to food insecurity and shocks in targeted areas, benefit from the creation and/or rehabilitation of community assets in order to improve their productivity, livelihoods and food security (G).				

Climate adaptation and risk management activities				
G.10: Number of people benefiting from assets and climate adaptation practices facilitated by WFP's Risk Management activities	G.10.1: Number of people benefiting from assets and climate adaptation practices facilitated by WFP's Risk Management activities	individual	110,000	130,040

Outcome Results								
Activity 04: Provide food assistance for assets to food insecure households to support the creation and rehabilitation of livelihood assets complemented by capacity strengthening of decentralized government authorities to manage resilience building and climate change adaptation programmes.								
Outcome Indicator	Sex	Baseline	End-CSP Target	2021 Target	2021 Follow-up	2020 Follow-up	2019 Follow-up	source
Target Group: Food Insecure Households - Location: Honduras - Modality: - Subactivity: Food assistance for asset								
Food Consumption Score – Nutrition: Percentage of households that consumed Hem Iron rich food daily (in the last 7 days)	Female				0.7			WFP survey
	Male				0			WFP survey
	Overall	4.8	≥10	≥10	0.2	10	4.8	WFP survey
Food Consumption Score – Nutrition: Percentage of households that consumed Vit A rich food daily (in the last 7 days)	Female				55.8			WFP survey
	Male				61.9			WFP survey
	Overall	22.3	≥30	≥30	59.8	3	34.8	WFP survey
Food Consumption Score – Nutrition: Percentage of households that consumed Protein rich food daily (in the last 7 days)	Female				96.6			WFP survey
	Male				98.2			WFP survey
	Overall	56.1	≥60	≥60	97.7	10	67.7	WFP survey
Food Consumption Score – Nutrition: Percentage of households that never consumed Hem Iron rich food (in the last 7 days)	Female				51			WFP survey
	Male				38.8			WFP survey
	Overall	64	≤60	≤60	43	12	55.1	WFP survey
Food Consumption Score – Nutrition: Percentage of households that never consumed Protein rich food (in the last 7 days)	Female				0			WFP survey
	Male				0			WFP survey
	Overall	40.1	≤40	≤40	0	2	27.7	WFP survey
Food Consumption Score – Nutrition: Percentage of households that never consumed Vit A rich food (in the last 7 days)	Female				2.7			WFP survey
	Male				1.8			WFP survey
	Overall	74.1	≥74	≥74	2.1	17	57.3	WFP survey
Food Consumption Score – Nutrition: Percentage of households that sometimes consumed Hem Iron rich food (in the last 7 days)	Female				48.3			WFP survey
	Male				61.2			WFP survey
	Overall	31.5	≥45	≥45	56.8	78	40.1	WFP survey
Food Consumption Score – Nutrition: Percentage of households that sometimes consumed Protein rich food (in the last 7 days)	Female				3.4			WFP survey
	Male				1.8			WFP survey
	Overall	3.8	≥5	≥5	2.3	88	5.1	WFP survey
Food Consumption Score – Nutrition: Percentage of households that sometimes consumed Vit A rich food (in the last 7 days)	Female				41.5			WFP survey
	Male				36.3			WFP survey
	Overall	3.6	≥5	≥5	38.1	80	4.3	WFP survey
Target Group: General - Location: Honduras - Modality: - Subactivity: Emergency preparedness activities								
Consumption-based Coping Strategy Index (Average)	Overall	13.35	≥13	≥13	12.9	10.3	11.52	WFP survey
Dietary Diversity Score	Female	30	≥5	≥5	66	65.6		WFP survey
	Male	25	≥5	≥5	71.5	59.8		WFP survey
	Overall	27.5	≥5	≥5	69.9	63.5		WFP survey

Strategic Outcome 04: Targeted households affected by rapid- and slow-onset disasters in Honduras have access to food all year long.				Crisis Response	
Output Results					
Activity 05: Complement government transfers to the most vulnerable households affected by disasters to facilitate relief and early recovery while supporting strengthened institutional emergency response capacities.					
Detailed Indicator	Beneficiary Group	Sub Activity	Unit of measure	Planned	Actual
A.1: Beneficiaries receiving cash-based transfers	All	General Distribution	Female	152,880	88,482
			Male	120,120	69,520
			Total	273,000	158,002
A.1: Beneficiaries receiving commodity vouchers transfers	All	General Distribution	Female	112,000	250,823
			Male	88,000	197,076
			Total	200,000	447,899
A.1: Beneficiaries receiving food transfers	All	Food assistance for asset	Female	18,673	0
			Male	14,672	0
			Total	33,345	0
A.1: Beneficiaries receiving food transfers	All	General Distribution	Female	7,980	35,865
			Male	6,270	28,179
			Total	14,250	64,044
A.2: Food transfers			MT	1,886	973
A.3: Cash-based transfers			US\$	13,770,000	2,391,138
A.4: Commodity Vouchers transfers			US\$	9,000,000	12,881,527

Outcome Results								
Activity 05: Complement government transfers to the most vulnerable households affected by disasters to facilitate relief and early recovery while supporting strengthened institutional emergency response capacities.								
Outcome Indicator	Sex	Baseline	End-CSP Target	2021 Target	2021 Follow-up	2020 Follow-up	2019 Follow-up	source
Target Group: COHORT2020 - Location: Honduras - Modality: - Subactivity: General Distribution								
Consumption-based Coping Strategy Index (Average)	Overall	13.64	≤8	≤8	11	11.03		WFP survey
Food Consumption Score: Percentage of households with Acceptable Food Consumption Score	Female	29			93	55		WFP survey
	Male	27			97	60		WFP survey
	Overall	29	≥85	≥85	94.7	57		WFP survey
Food Consumption Score: Percentage of households with Borderline Food Consumption Score	Female	55			5.7	35		WFP survey
	Male	60			2.2	33		WFP survey
	Overall	56	≤10	≤10	4.1	34		WFP survey
Food Consumption Score: Percentage of households with Poor Food Consumption Score	Female	16			1.3	10		WFP survey
	Male	13			0.8	7		WFP survey
	Overall	15	≤5	≤5	1.2	9		WFP survey
Livelihood-based Coping Strategy Index (Average)	Female	7.85			6.1	6.03		WFP survey
	Male	7.43			5.5	5.83		WFP survey
	Overall	7.69	≤4	≤4	5.8	5.98		WFP survey
Proportion of the population in targeted communities reporting benefits from an enhanced livelihood asset base	Overall	0	≥50	≥50	31			WFP programme monitoring
Target Group: Food Insecure Households - Location: Honduras - Modality: - Subactivity: General Distribution								
Food Expenditure Share	Overall	50.5	≤50	≤50	41			WFP programme monitoring
Target Group: HH - Location: Honduras - Modality: - Subactivity: General Distribution								

Livelihood-based Coping Strategy Index (Average)	Female	6.6	≥4	≥3.8	3.5		WFP programme monitoring WFP programme monitoring WFP programme monitoring
	Male	2.9	≥4	≥3.7	3.7		
	Overall	6.6	≥4	≥3.8	3.6		

Strategic Outcome 05: Government authorities, and partner organizations at national and subnational levels, complemented by strategic alliances, have strengthened capacity to achieve the SDGs, and mainly SDG2, by 2021.						- Resilience Building		
Output Results								
Activity 06: Provide technical assistance and capacity strengthening to institutions at national and sub-national levels in emergency preparedness and response, including linkages to social protection.								
Output indicator		Detailed indicator			Unit of measure	Planned	Actual	
C: Output 12: Vulnerable populations benefit from improved capacities of national and decentralized institutions in emergency preparedness and response for the management of logistics and food reserves to ensure a sustainable supply chain including food quality control (C)								
Emergency preparedness activities								
C.5*: Number of capacity strengthening initiatives facilitated by WFP to enhance national food security and nutrition stakeholder capacities (new)		C.5*.2: Number of training sessions/workshop organized			training session	4	5	
C: Output 13: Populations in urban and rural areas benefit from improved targeting and delivery of multi-sectorial government assistance through enhanced inter-governmental coordination and a shock-responsive social protection system in order to meet their basic food and nutrition needs after shocks. (C)								
Emergency preparedness activities								
C.7*: Number of national institutions benefitting from embedded or seconded expertise as a result of WFP capacity strengthening support (new)		C.7*.1: Number of national institutions benefitting from embedded or seconded expertise as a result of WFP capacity strengthening support (new)			Number	80	88	

Outcome Results								
Activity 06: Provide technical assistance and capacity strengthening to institutions at national and sub-national levels in emergency preparedness and response, including linkages to social protection.								
Outcome Indicator	Sex	Baseline	End-CSP Target	2021 Target	2021 Follow-up	2020 Follow-up	2019 Follow-up	source
Target Group: Government - Location: Honduras - Modality: - Subactivity: Emergency preparedness activities								
Number of national food security and nutrition policies, programmes and system components enhanced as a result of WFP capacity strengthening (new)	Overall	0	≥2	≥1	0			Joint survey

Strategic Outcome 06: National civil protection institutions and humanitarian actors are supported with supply chain mechanisms to manage non-food items and accessibility to cash-based transfer platform, enabling rapid response to emergencies.				- Crisis Response	
Output Results					
Activity 08: Provide on-demand supply chain services to the Government and Humanitarian/Development actors to improve emergency logistics coordination					
Output indicator	Detailed indicator	Unit of measure	Planned	Actual	
H: Crisis affected populations benefit from WFP services to humanitarian actors and government civil protection institutions in order to timely receive life-saving non-food items.					
Logistics Cluster					
H.14: Number of transport and storage services provided to partners, by type	H.14.11: Number of cargo consolidation services provided	Number	8	10	

Cross-cutting Indicators

Progress towards gender equality indicators

Improved gender equality and women's empowerment among WFP-assisted population								
Activity 04: Provide food assistance for assets to food insecure households to support the creation and rehabilitation of livelihood assets complemented by capacity strengthening of decentralized government authorities to manage resilience building and climate change adaptation programmes.								
CrossCutting Indicator	Sex	Baseline	End-CSP Target	2021 Target	2021 Follow-up	2020 Follow-up	2019 Follow-up	source
Target Group: Food Insecure Households - Location: Honduras - Modality: - - Subactivity: Food assistance for asset								
Proportion of food assistance decision-making entity – committees, boards, teams, etc. – members who are women - -	Overall	35	≥65	≥65	60	60	60	WFP survey
Proportion of households where women, men, or both women and men make decisions on the use of food/cash/vouchers, disaggregated by transfer modality - Decisions jointly made by women and men	Overall	40	≥50	≥50	46	30	43.1	WFP survey
Proportion of households where women, men, or both women and men make decisions on the use of food/cash/vouchers, disaggregated by transfer modality - Decisions made by men	Overall	25	≤20	≤20	30	32	15.9	WFP survey
Proportion of households where women, men, or both women and men make decisions on the use of food/cash/vouchers, disaggregated by transfer modality - Decisions made by women	Overall	35	≥30	≤30	24	38	41	WFP survey
Type of transfer (food, cash, voucher, no compensation) received by participants in WFP activities, disaggregated by sex and type of activity - -	Female	92	=100	=100	99	100		WFP survey
	Male	90	=100	=100	98	99		WFP survey
	Overall	91	=100	=100	98.5	99.5		WFP survey
Activity 05: Complement government transfers to the most vulnerable households affected by disasters to facilitate relief and early recovery while supporting strengthened institutional emergency response capacities.								
CrossCutting Indicator	Sex	Baseline	End-CSP Target	2021 Target	2021 Follow-up	2020 Follow-up	2019 Follow-up	source
Target Group: Emergency - Location: Honduras - Modality: - - Subactivity: General Distribution								
Proportion of food assistance decision-making entity – committees, boards, teams, etc. – members who are women - -	Overall	15	≥85	≥80	60	52		WFP survey
Proportion of households where women, men, or both women and men make decisions on the use of food/cash/vouchers, disaggregated by transfer modality - Decisions jointly made by women and men	Overall	37	≥50	≥70	46	30		WFP survey

Proportion of households where women, men, or both women and men make decisions on the use of food/cash/vouchers, disaggregated by transfer modality - Decisions made by men	Overall	35	≤25	≤10	30	42			-
Proportion of households where women, men, or both women and men make decisions on the use of food/cash/vouchers, disaggregated by transfer modality - Decisions made by women	Overall	28	>25	≥20	24	28			-

Protection indicators

Affected populations are able to benefit from WFP programmes in a manner that ensures and promotes their safety, dignity and integrity

Activity 03: Provide capacity strengthening to health institutions at all levels and fortified nutritious foods in targeted areas, to girls, pregnant women, lactating mothers, and children under 2.

CrossCutting Indicator	Sex	Baseline	End-CSP Target	2021 Target	2021 Follow-up	2020 Follow-up	2019 Follow-up	source
Target Group: Nutrition - Location: Honduras - Modality: - - Subactivity: Prevention of stunting								
Proportion of targeted people accessing assistance without protection challenges -	Female	98	=100	=100	100	100		-
	Male	98	=100	=100	100	100		-
	Overall	98	=100	=100	100	100		WFP survey

Activity 04: Provide food assistance for assets to food insecure households to support the creation and rehabilitation of livelihood assets complemented by capacity strengthening of decentralized government authorities to manage resilience building and climate change adaptation programmes.

CrossCutting Indicator	Sex	Baseline	End-CSP Target	2021 Target	2021 Follow-up	2020 Follow-up	2019 Follow-up	source
Target Group: Food Insecure Households - Location: Honduras - Modality: - - Subactivity: Food assistance for asset								
Proportion of targeted people accessing assistance without protection challenges -	Female	100	=100	=100	100	100		WFP survey
	Male	100	=100	=100	100	100		WFP survey
	Overall	100	=100	=100	100	100		WFP survey

Activity 05: Complement government transfers to the most vulnerable households affected by disasters to facilitate relief and early recovery while supporting strengthened institutional emergency response capacities.

CrossCutting Indicator	Sex	Baseline	End-CSP Target	2021 Target	2021 Follow-up	2020 Follow-up	2019 Follow-up	source
Target Group: Emergency - Location: Honduras - Modality: - - Subactivity: General Distribution								
Proportion of targeted people accessing assistance without protection challenges -	Female	100	=100	=100	100	100		WFP survey
	Male	100	=100	=100	100	100		-
	Overall	100	=100	=100	100	100		WFP survey

Accountability to affected population indicators

Affected populations are able to hold WFP and partners accountable for meeting their hunger needs in a manner that reflects their views and preferences

Activity 01: Provide daily nutritious school meals, sourced from smallholder farmers, to pre-school and primary school-aged children complemented with health, hygiene and nutrition activities, gender-transformative education and school gardens (Category 4; food/CBT, capacity strengthening).

CrossCutting Indicator	Sex	Baseline	End-CSP Target	2021 Target	2021 Follow-up	2020 Follow-up	2019 Follow-up	source
Target Group: sf - Location: Honduras - Modality: - - Subactivity:								
Proportion of project activities for which beneficiary feedback is documented, analysed and integrated into programme improvements - -	Overall	100	=100	=100	0	100		WFP programme monitoring

Activity 03: Provide capacity strengthening to health institutions at all levels and fortified nutritious foods in targeted areas, to girls, pregnant women, lactating mothers, and children under 2.

CrossCutting Indicator	Sex	Baseline	End-CSP Target	2021 Target	2021 Follow-up	2020 Follow-up	2019 Follow-up	source
Target Group: NUTRITION - Location: Honduras - Modality: - - Subactivity: Prevention of stunting								
Proportion of assisted people informed about the programme (who is included, what people will receive, length of assistance) - -	Female		≥96		100			WFP programme monitoring
	Male		≥96		100			WFP programme monitoring
	Overall	62	≥96	≥95	100	93		WFP survey

Target Group: Nutrition - **Location:** Honduras - **Modality:** - - **Subactivity:**

Proportion of project activities for which beneficiary feedback is documented, analysed and integrated into programme improvements - -	Overall	100	=100	=100	100	100		-
--	---------	-----	------	------	-----	-----	--	---

Activity 04: Provide food assistance for assets to food insecure households to support the creation and rehabilitation of livelihood assets complemented by capacity strengthening of decentralized government authorities to manage resilience building and climate change adaptation programmes.

CrossCutting Indicator	Sex	Baseline	End-CSP Target	2021 Target	2021 Follow-up	2020 Follow-up	2019 Follow-up	source
Target Group: Food Insecure Households - Location: Honduras - Modality: - - Subactivity:								
Proportion of project activities for which beneficiary feedback is documented, analysed and integrated into programme improvements - -	Overall	50	=100	=100	100	100	100	WFP survey
Target Group: Food Insecure Households - Location: Honduras - Modality: - - Subactivity: Food assistance for asset								
Proportion of assisted people informed about the programme (who is included, what people will receive, length of assistance) - -	Female	70	=100	=100	100			WFP survey
	Male	75	=100	=100	100			WFP survey
	Overall	72.5	=100	=100	100	100		WFP survey

Activity 05: Complement government transfers to the most vulnerable households affected by disasters to facilitate relief and early recovery while supporting strengthened institutional emergency response capacities.

CrossCutting Indicator	Sex	Baseline	End-CSP Target	2021 Target	2021 Follow-up	2020 Follow-up	2019 Follow-up	source
Target Group: Emergency - Location: Honduras - Modality: - - Subactivity:								

Proportion of project activities for which beneficiary feedback is documented, analysed and integrated into programme improvements - -	Overall	100	=100	=100	100	100		WFP programme monitoring
Target Group: emergency - Location: Honduras - Modality: - - Subactivity: General Distribution								
Proportion of assisted people informed about the programme (who is included, what people will receive, length of assistance) - -	Overall	92	≥96	≥96	96	96		WFP survey

Environment indicators

Targeted communities benefit from WFP programmes in a manner that does not harm the environment

Activity 04: Provide food assistance for assets to food insecure households to support the creation and rehabilitation of livelihood assets complemented by capacity strengthening of decentralized government authorities to manage resilience building and climate change adaptation programmes.

CrossCutting Indicator	Sex	Baseline	End-CSP Target	2021 Target	2021 Follow-up	2020 Follow-up	2019 Follow-up	source
------------------------	-----	----------	----------------	-------------	----------------	----------------	----------------	--------

Target Group: Cohort 2021 - **Location:** Honduras - **Modality:** - - **Subactivity:** Climate adaptation and risk management activities

Proportion of activities for which environmental risks have been screened and, as required, mitigation actions identified - -	Overall	0	≥10	≥9	10	0	0	Secondary data
---	---------	---	-----	----	----	---	---	----------------

Target Group: Partners - **Location:** Honduras - **Modality:** - - **Subactivity:** Food assistance for asset

Proportion of FLAs/MOUs/CCs for CSP activities screened for environmental and social risk - -	Overall	0	≥15	≥10	16			WFP programme monitoring
---	---------	---	-----	-----	----	--	--	--------------------------

Activity 05: Complement government transfers to the most vulnerable households affected by disasters to facilitate relief and early recovery while supporting strengthened institutional emergency response capacities.

CrossCutting Indicator	Sex	Baseline	End-CSP Target	2021 Target	2021 Follow-up	2020 Follow-up	2019 Follow-up	source
------------------------	-----	----------	----------------	-------------	----------------	----------------	----------------	--------

Target Group: Partners - **Location:** Honduras - **Modality:** - - **Subactivity:** General Distribution

Proportion of FLAs/MOUs/CCs for CSP activities screened for environmental and social risk - -	Overall	0	≥15	≥10	15			WFP programme monitoring
---	---------	---	-----	-----	----	--	--	--------------------------

Cover page photo © WFP/Hetze Tosta

Vegetable producer from the community of Monte Verde during a technical visit to her productive plot.

World Food Programme

<https://www.wfp.org/countries/honduras>

Financial Section

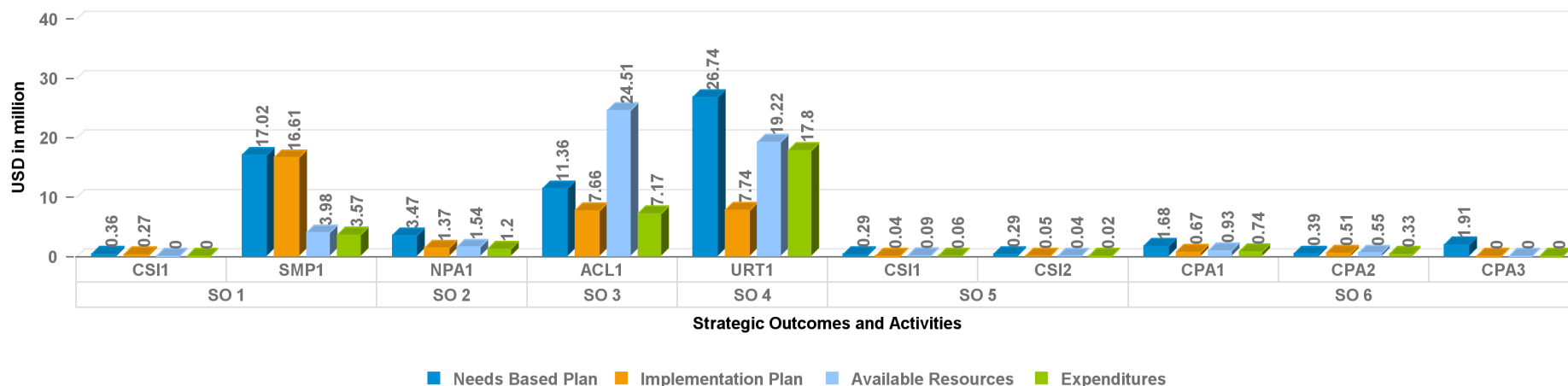
Financial information is taken from WFP's financial records which have been submitted to WFP's auditors.

Annual Country Report

Honduras Country Portfolio Budget 2021 (2018-2022)

Annual Financial Overview for the period 1 January to 31 December 2021 (Amount in USD)

Annual CPB Overview



Code	Strategic Outcome
SO 1	Pre and primary school-aged children across the country have access to safe and nutritious food all year round by 2021
SO 2	The nutritionally most vulnerable groups in targeted areas have reduced levels of stunting and micronutrient deficiencies by 2021.
SO 3	Rural agricultural labourers and smallholder farmers, in targeted areas, especially in indigenous communities, are more resilient to shocks and stressors to ensure their food and nutrition security throughout the year.
SO 4	Targeted households affected by rapid- and slow-onset disasters in Honduras have access to food all year long.
SO 5	Government authorities, and partner organizations at national and subnational levels, complemented by strategic alliances, have strengthened capacity to achieve the SDGs, and mainly SDG2, by 2021.
SO 6	National civil protection institutions and humanitarian actors are supported with supply chain mechanisms to manage non-food items and accessibility to cash-based transfer platform, enabling rapid response to emergencies.
Code	Country Activity Long Description
ACL1	Provide food assistance for assets to food insecure households to support the creation and rehabilitation of livelihood assets complemented by capacity strengthening of decentralized government authorities to manage resilience building and climate change adaptation programmes.
CPA1	Provide on-demand supply chain services to the Government and Humanitarian/Development actors to improve emergency logistics coordination
CPA2	Provide humanitarian air services to partners
CPA3	Provide on-demand multipurpose cash based-transfers to Government/Humanitarian network to meet essential needs of targeted population.
CSI1	Provide capacity strengthening to local authorities, school staff, parents and smallholder farmers – including technical assistance and training in the management of the school meal programme, its logistics, food quality standards, transparency, accountability, nutrition education, smallholder farmers' access to institutional markets and risk management. (Category 9; capacity strengthening).
CSI1	Provide technical assistance and capacity strengthening to institutions at national and sub-national levels in emergency preparedness and response, including linkages to social protection.
CSI2	Support an advocacy platform and communicate strategically the Agenda 2030, with an emphasis on SDG2, involving the general public, private sector and partners.
NPA1	Provide capacity strengthening to health institutions at all levels and fortified nutritious foods in targeted areas, to girls, pregnant women, lactating mothers, and children under 2.
SMP1	Provide daily nutritious school meals, sourced from smallholder farmers, to pre-school and primary school-aged children complemented with health, hygiene and nutrition activities, gender-transformative education and school gardens (Category 4; food/CBT, capacity strengthening).
URT1	Complement government transfers to the most vulnerable households affected by disasters to facilitate relief and early recovery while supporting strengthened institutional emergency response capacities.

Annual Country Report

Honduras Country Portfolio Budget 2021 (2018-2022)

Annual Financial Overview for the period 1 January to 31 December 2021 (Amount in USD)

Strategic Result	Strategic Outcome	Activity	Needs Based Plan	Implementation Plan	Available Resources	Expenditures
1	Pre and primary school-aged children across the country have access to safe and nutritious food all year round by 2021	Provide capacity strengthening to local authorities, school staff, parents and smallholder farmers – including technical assistance and training in the management of the school meal programme, its logistics, food quality standards, transparency, accountability, nutrition education, smallholder farmers' access to institutional markets and risk management. (Category 9; capacity strengthening).	358,327	274,827	0	0
		Provide daily nutritious school meals, sourced from smallholder farmers, to pre-school and primary school-aged children complemented with health, hygiene and nutrition activities, gender-transformative education and school gardens (Category 4; food/CBT, capacity strengthening).	17,018,882	16,610,651	3,976,166	3,565,999
		Non Activity Specific	0	0	148,836	0

Annual Country Report

Honduras Country Portfolio Budget 2021 (2018-2022)

Annual Financial Overview for the period 1 January to 31 December 2021 (Amount in USD)

Strategic Result	Strategic Outcome	Activity	Needs Based Plan	Implementation Plan	Available Resources	Expenditures
1	Targeted households affected by rapid- and slow-onset disasters in Honduras have access to food all year long.	Complement government transfers to the most vulnerable households affected by disasters to facilitate relief and early recovery while supporting strengthened institutional emergency response capacities.	26,744,726	7,741,574	19,216,060	17,799,014
		Non Activity Specific	0	0	14,326	0
Subtotal Strategic Result 1. Everyone has access to food (SDG Target 2.1)			44,121,935	24,627,052	23,355,388	21,365,013
2	The nutritionally most vulnerable groups in targeted areas have reduced levels of stunting and micronutrient deficiencies by 2021.	Provide capacity strengthening to health institutions at all levels and fortified nutritious foods in targeted areas, to girls, pregnant women, lactating mothers, and children under 2.	3,470,342	1,373,112	1,542,446	1,204,015
		Non Activity Specific	0	0	273,247	0
Subtotal Strategic Result 2. No one suffers from malnutrition (SDG Target 2.2)			3,470,342	1,373,112	1,815,693	1,204,015

Annual Country Report

Honduras Country Portfolio Budget 2021 (2018-2022)

Annual Financial Overview for the period 1 January to 31 December 2021 (Amount in USD)

Strategic Result	Strategic Outcome	Activity	Needs Based Plan	Implementation Plan	Available Resources	Expenditures
3	Rural agricultural labourers and smallholder farmers, in targeted areas, especially in indigenous communities, are more resilient to shocks and stressors to ensure their food and nutrition security throughout the year.	Provide food assistance for assets to food insecure households to support the creation and rehabilitation of livelihood assets complemented by capacity strengthening of decentralized government authorities to manage resilience building and climate change adaptation programmes.	11,363,893	7,663,573	24,513,345	7,165,232
Subtotal Strategic Result 3. Smallholders have improved food security and nutrition (SDG Target 2.3)			11,363,893	7,663,573	24,513,345	7,165,232
5	Government authorities, and partner organizations at national and subnational levels, complemented by strategic alliances, have strengthened capacity to achieve the SDGs, and mainly SDG2, by 2021.	Provide technical assistance and capacity strengthening to institutions at national and sub-national levels in emergency preparedness and response, including linkages to social protection.	287,398	38,220	94,087	55,236
		Support an advocacy platform and communicate strategically the Agenda 2030, with an emphasis on SDG2, involving the general public, private sector and partners.	292,328	54,050	42,134	17,418
Subtotal Strategic Result 5. Countries have strengthened capacity to implement the SDGs (SDG Target 17.9)			579,725	92,270	136,221	72,654

Annual Country Report

Honduras Country Portfolio Budget 2021 (2018-2022)

Annual Financial Overview for the period 1 January to 31 December 2021 (Amount in USD)

Strategic Result	Strategic Outcome	Activity	Needs Based Plan	Implementation Plan	Available Resources	Expenditures
8	National civil protection institutions and humanitarian actors are supported with supply chain mechanisms to manage non-food items and accessibility to cash-based transfer platform, enabling rapid response to emergencies.	Provide on-demand supply chain services to the Government and Humanitarian/Development actors to improve emergency logistics coordination	1,679,419	671,768	925,101	738,643
		Provide humanitarian air services to partners	390,242	506,799	554,701	325,771
		Provide on-demand multipurpose cash based-transfers to Government/ Humanitarian network to meet essential needs of targeted population.	1,906,635	0	0	0
Subtotal Strategic Result 8. Sharing of knowledge, expertise and technology strengthen global partnership support to country efforts to achieve the SDGs (SDG Target 17.16)			3,976,297	1,178,567	1,479,802	1,064,414
	Non SO Specific	Non Activity Specific	0	0	847,579	0
Subtotal Strategic Result			0	0	847,579	0
Total Direct Operational Cost			63,512,191	34,934,573	52,148,028	30,871,328
Direct Support Cost (DSC)			4,059,440	1,586,960	4,408,622	2,580,491
Total Direct Costs			67,571,631	36,521,533	56,556,650	33,451,820

This computer generated report is certified by the Chief of Contribution Accounting and Donor Financial Reporting Branch (FINC)

Annual Country Report

Honduras Country Portfolio Budget 2021 (2018-2022)

Annual Financial Overview for the period 1 January to 31 December 2021 (Amount in USD)

Strategic Result	Strategic Outcome	Activity	Needs Based Plan	Implementation Plan	Available Resources	Expenditures
			4,144,164	2,328,251	1,846,939	1,846,939
			71,715,795	38,849,784	58,403,590	35,298,759



Wanee Piyabongkarn
Chief

Contribution Accounting and Donor Financial Reporting Branch

Columns Definition

Needs Based Plan

Latest annual approved version of operational needs as of December of the reporting year. WFP's needs-based plans constitute an appeal for resources to implement operations which are designed based on needs assessments undertaken in collaboration with government counterparts and partners

Implementation Plan

Implementation Plan as of January of the reporting period which represents original operational prioritized needs taking into account funding forecasts of available resources and operational challenges

Available Resources

Unspent Balance of Resources carried forward, Allocated contribution in the current year, Advances and Other resources in the current year. It excludes contributions that are stipulated by donor for use in future years

Expenditures

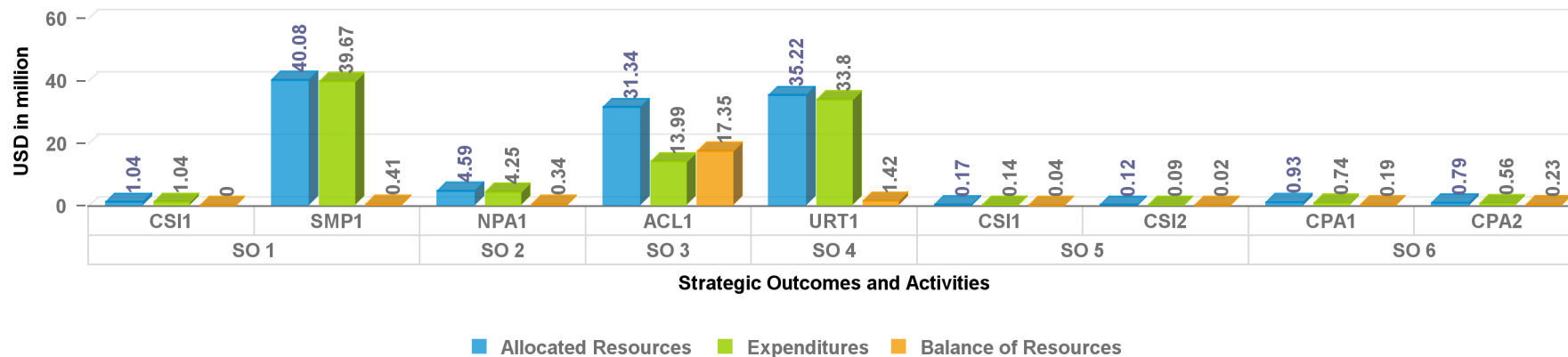
Monetary value of goods and services received and recorded within the reporting year

Annual Country Report

Honduras Country Portfolio Budget 2021 (2018-2022)

Cumulative Financial Overview as at 31 December 2021 (Amount in USD)

Cumulative CPB Overview



Code	Strategic Outcome
SO 1	Pre and primary school-aged children across the country have access to safe and nutritious food all year round by 2021
SO 2	The nutritionally most vulnerable groups in targeted areas have reduced levels of stunting and micronutrient deficiencies by 2021.
SO 3	Rural agricultural labourers and smallholder farmers, in targeted areas, especially in indigenous communities, are more resilient to shocks and stressors to ensure their food and nutrition security throughout the year.
SO 4	Targeted households affected by rapid- and slow-onset disasters in Honduras have access to food all year long.
SO 5	Government authorities, and partner organizations at national and subnational levels, complemented by strategic alliances, have strengthened capacity to achieve the SDGs, and mainly SDG2, by 2021.
SO 6	National civil protection institutions and humanitarian actors are supported with supply chain mechanisms to manage non-food items and accessibility to cash-based transfer platform, enabling rapid response to emergencies.
Code	Country Activity - Long Description
ACL1	Provide food assistance for assets to food insecure households to support the creation and rehabilitation of livelihood assets complemented by capacity strengthening of decentralized government authorities to manage resilience building and climate change adaptation programmes.
CPA1	Provide on-demand supply chain services to the Government and Humanitarian/Development actors to improve emergency logistics coordination
CPA2	Provide humanitarian air services to partners
CSI1	Provide capacity strengthening to local authorities, school staff, parents and smallholder farmers – including technical assistance and training in the management of the school meal programme, its logistics, food quality standards, transparency, accountability, nutrition education, smallholder farmers' access to institutional markets and risk management. (Category 9; capacity strengthening).
CSI1	Provide technical assistance and capacity strengthening to institutions at national and sub-national levels in emergency preparedness and response, including linkages to social protection.
CSI2	Support an advocacy platform and communicate strategically the Agenda 2030, with an emphasis on SDG2, involving the general public, private sector and partners.
NPA1	Provide capacity strengthening to health institutions at all levels and fortified nutritious foods in targeted areas, to girls, pregnant women, lactating mothers, and children under 2.
SMP1	Provide daily nutritious school meals, sourced from smallholder farmers, to pre-school and primary school-aged children complemented with health, hygiene and nutrition activities, gender-transformative education and school gardens (Category 4; food/CBT, capacity strengthening).
URT1	Complement government transfers to the most vulnerable households affected by disasters to facilitate relief and early recovery while supporting strengthened institutional emergency response capacities.

Annual Country Report

Honduras Country Portfolio Budget 2021 (2018-2022)

Cumulative Financial Overview as at 31 December 2021 (Amount in USD)

Strategic Result	Strategic Outcome	Activity	Needs Based Plan	Allocated Contributions	Advance and Allocation	Allocated Resources	Expenditures	Balance of Resources
1	Pre and primary school-aged children across the country have access to safe and nutritious food all year round by 2021	Provide capacity strengthening to local authorities, school staff, parents and smallholder farmers – including technical assistance and training in the management of the school meal programme, its logistics, food quality standards, transparency, accountability, nutrition education, smallholder farmers' access to institutional markets and risk management. (Category 9; capacity strengthening).	2,941,885	1,040,760	0	1,040,760	1,040,760	0
		Provide daily nutritious school meals, sourced from smallholder farmers, to pre-school and primary school-aged children complemented with health, hygiene and nutrition activities, gender-transformative education and school gardens (Category 4; food/CBT, capacity strengthening).	101,149,324	40,081,514	0	40,081,514	39,671,346	410,167

This computer generated report is certified by the Chief of Contribution Accounting and Donor Financial Reporting Branch (FINC)

Annual Country Report

Honduras Country Portfolio Budget 2021 (2018-2022)

Cumulative Financial Overview as at 31 December 2021 (Amount in USD)

Strategic Result	Strategic Outcome	Activity	Needs Based Plan	Allocated Contributions	Advance and Allocation	Allocated Resources	Expenditures	Balance of Resources
1	Pre and primary school-aged children across the country have access to safe and nutritious food all year round by 2021	Non Activity Specific	0	148,836	0	148,836	0	148,836
	Targeted households affected by rapid- and slow-onset disasters in Honduras have access to food all year long.	Complement government transfers to the most vulnerable households affected by disasters to facilitate relief and early recovery while supporting strengthened institutional emergency response capacities.	48,988,622	34,954,507	266,925	35,221,432	33,804,386	1,417,046
		Non Activity Specific	0	14,326	0	14,326	0	14,326
Subtotal Strategic Result 1. Everyone has access to food (SDG Target 2.1)			153,079,831	76,239,942	266,925	76,506,867	74,516,492	1,990,375

This computer generated report is certified by the Chief of Contribution Accounting and Donor Financial Reporting Branch (FINC)

Annual Country Report

Honduras Country Portfolio Budget 2021 (2018-2022)

Cumulative Financial Overview as at 31 December 2021 (Amount in USD)

Strategic Result	Strategic Outcome	Activity	Needs Based Plan	Allocated Contributions	Advance and Allocation	Allocated Resources	Expenditures	Balance of Resources
2	The nutritionally most vulnerable groups in targeted areas have reduced levels of stunting and micronutrient deficiencies by 2021.	Provide capacity strengthening to health institutions at all levels and fortified nutritious foods in targeted areas, to girls, pregnant women, lactating mothers, and children under 2.	10,970,867	4,593,187	0	4,593,187	4,254,756	338,431
		Non Activity Specific	0	273,247	0	273,247	0	273,247
Subtotal Strategic Result 2. No one suffers from malnutrition (SDG Target 2.2)			10,970,867	4,866,434	0	4,866,434	4,254,756	611,677

This computer generated report is certified by the Chief of Contribution Accounting and Donor Financial Reporting Branch (FINC)

Annual Country Report

Honduras Country Portfolio Budget 2021 (2018-2022)

Cumulative Financial Overview as at 31 December 2021 (Amount in USD)

Strategic Result	Strategic Outcome	Activity	Needs Based Plan	Allocated Contributions	Advance and Allocation	Allocated Resources	Expenditures	Balance of Resources
3	Rural agricultural labourers and smallholder farmers, in targeted areas, especially in indigenous communities, are more resilient to shocks and stressors to ensure their food and nutrition security throughout the year.	Provide food assistance for assets to food insecure households to support the creation and rehabilitation of livelihood assets complemented by capacity strengthening of decentralized government authorities to manage resilience building and climate change adaptation programmes.	26,729,241	31,341,398	0	31,341,398	13,993,284	17,348,113
Subtotal Strategic Result 3. Smallholders have improved food security and nutrition (SDG Target 2.3)			26,729,241	31,341,398	0	31,341,398	13,993,284	17,348,113

This computer generated report is certified by the Chief of Contribution Accounting and Donor Financial Reporting Branch (FINC)

Annual Country Report

Honduras Country Portfolio Budget 2021 (2018-2022)

Cumulative Financial Overview as at 31 December 2021 (Amount in USD)

Strategic Result	Strategic Outcome	Activity	Needs Based Plan	Allocated Contributions	Advance and Allocation	Allocated Resources	Expenditures	Balance of Resources
5	Government authorities, and partner organizations at national and subnational levels, complemented by strategic alliances, have strengthened capacity to achieve the SDGs, and mainly SDG2, by 2021.	Provide technical assistance and capacity strengthening to institutions at national and sub-national levels in emergency preparedness and response, including linkages to social protection.	826,103	174,055	0	174,055	135,205	38,851
		Support an advocacy platform and communicate strategically the Agenda 2030, with an emphasis on SDG2, involving the general public, private sector and partners.	988,873	118,623	0	118,623	93,907	24,716
Subtotal Strategic Result 5. Countries have strengthened capacity to implement the SDGs (SDG Target 17.9)			1,814,976	292,678	0	292,678	229,111	63,567

This computer generated report is certified by the Chief of Contribution Accounting and Donor Financial Reporting Branch (FINC)

Annual Country Report

Honduras Country Portfolio Budget 2021 (2018-2022)

Cumulative Financial Overview as at 31 December 2021 (Amount in USD)

Strategic Result	Strategic Outcome	Activity	Needs Based Plan	Allocated Contributions	Advance and Allocation	Allocated Resources	Expenditures	Balance of Resources
8	National civil protection institutions and humanitarian actors are supported with supply chain mechanisms to manage non-food items and accessibility to cash-based transfer platform, enabling rapid response to emergencies.	Provide humanitarian air services to partners	886,166	787,299	0	787,299	558,369	228,930
		Provide on-demand multipurpose cash based-transfers to Government/ Humanitarian network to meet essential needs of targeted population.	1,906,635	0	0	0	0	0
		Provide on-demand supply chain services to the Government and Humanitarian/Development actors to improve emergency logistics coordination	1,961,241	925,101	0	925,101	738,643	186,458
Subtotal Strategic Result 8. Sharing of knowledge, expertise and technology strengthen global partnership support to country efforts to achieve the SDGs (SDG Target 17.16)			4,754,042	1,712,400	0	1,712,400	1,297,012	415,388

This computer generated report is certified by the Chief of Contribution Accounting and Donor Financial Reporting Branch (FINC)

Annual Country Report

Honduras Country Portfolio Budget 2021 (2018-2022)

Cumulative Financial Overview as at 31 December 2021 (Amount in USD)

Strategic Result	Strategic Outcome	Activity	Needs Based Plan	Allocated Contributions	Advance and Allocation	Allocated Resources	Expenditures	Balance of Resources
	Non SO Specific	Non Activity Specific	0	847,579	0	847,579	0	847,579
Subtotal Strategic Result			0	847,579	0	847,579	0	847,579
Total Direct Operational Cost			197,348,957	115,300,431	266,925	115,567,356	94,290,656	21,276,700
Direct Support Cost (DSC)			10,226,986	9,728,886	14,676	9,743,562	7,915,431	1,828,131
Total Direct Costs			207,575,944	125,029,317	281,601	125,310,918	102,206,087	23,104,830
Indirect Support Cost (ISC)			13,225,313	6,838,990		6,838,990	6,838,990	0
Grand Total			220,801,257	131,868,308	281,601	132,149,908	109,045,078	23,104,830

This donor financial report is interim



Wannee Piyabongkarn
Chief

Contribution Accounting and Donor Financial Reporting Branch

Columns Definition

Needs Based Plan

Latest approved version of operational needs. WFP's needs-based plans constitute an appeal for resources to implement operations which are designed based on needs assessments undertaken in collaboration with government counterparts and partners

Allocated Contributions

Allocated contributions include confirmed contributions with exchange rate variations, multilateral contributions, miscellaneous income, resource transferred, cost recovery and other financial adjustments (e.g. refinancing). It excludes internal advance and allocation and contributions that are stipulated by donor for use in future years.

Advance and allocation

Internal advanced/allocated resources but not repaid. This includes different types of internal advance (Internal Project Lending or Macro-advance Financing) and allocation (Immediate Response Account)

Allocated Resources

Sum of Allocated Contributions, Advance and Allocation

Expenditures

Cumulative monetary value of goods and services received and recorded within the reporting period

Balance of Resources

Allocated Resources minus Expenditures