



World Food Programme

SAVING LIVES

CHANGING LIVES

Guinea

Annual Country Report 2021

Country Strategic Plan
2019 - 2022

Table of contents

Overview	3
Context and operations	7
RISK MANAGEMENT	8
Partnerships	9
CSP Financial Overview	10
Programme performance	13
STRATEGIC OUTCOME 01	13
STRATEGIC OUTCOME 02	15
STRATEGIC OUTCOME 03	17
STRATEGIC OUTCOME 04	19
STRATEGIC OUTCOME 05	21
STRATEGIC OUTCOME 06	22
Cross-cutting results	23
PROGRESS TOWARDS GENDER EQUALITY	23
PROTECTION AND ACCOUNTABILITY TO AFFECTED POPULATIONS	24
ENVIRONMENT	26
Data Notes	27
Annex	28
REPORTING ON BENEFICIARY INFORMATION IN WFP'S ANNUAL COUNTRY REPORTS	28
Figures and Indicators	29
WFP CONTRIBUTION TO SDGS	29
BENEFICIARIES BY SEX AND AGE GROUP	30
BENEFICIARIES BY RESIDENCE STATUS	31
BENEFICIARIES BY PROGRAMME AREA	31
ANNUAL FOOD TRANSFER	31
ANNUAL CASH BASED TRANSFER AND COMMODITY VOUCHER	32
STRATEGIC OUTCOME AND OUTPUT RESULTS	33
CROSS-CUTTING INDICATORS	42

Overview

In 2021, WFP continued the implementation of its Interim Country Strategic Plan (ICSP) 2019-2022 to assist the Government of Guinea in improving food security outcomes across the country. Contributing to the Government's social safety nets programme and Sustainable Development Goal 2 (Zero Hunger), WFP reached **402,000 vulnerable people through its various ICSP activities, including emergency food and nutrition assistance, school feeding and livelihoods support for resilience building**. Contributing to SDG 17, WFP **promoted the national ownership of its interventions through** multisectoral and multi-stakeholder partnerships.

The strong collaboration with the Government allowed WFP to become a partner of choice for strengthening national capacities to implement Guinea's **social protection strategy and address the root causes of food and nutrition insecurity**. However, the poverty rate remains alarming, and a large share of the country's 13.4 million population is affected by food insecurity, malnutrition, gender inequality and poor access to basic education and health services. This situation is exacerbated by weakly functioning food systems and limited access to structured markets.

Despite various health emergencies and the unstable political environment, WFP successfully engaged with the Government [1] to identify areas of synergistic collaboration for addressing the needs of the most vulnerable people in the country. The serious economic consequences of the **COVID-19 pandemic, including the loss of incomes and market disruptions**, were among the main causes of food insecurity. The results of the Cadre Harmonisé analysis indicated that over **564,400 people were facing crisis levels of food insecurity (Phase 3) between October and December 2021**, comprising 5 percent of the total population. This represented an 11 percent increase compared to the **454,000 people in Phase 3 between** March and May 2021.

In response to the COVID-19 crisis, WFP worked closely with the Government and NGO partners, **leveraging its logistics and humanitarian expertise to provide timely humanitarian assistance**. To respond at scale, WFP undertook a budget revision in March 2021 which enabled the scale-up of life-saving activities to assist crisis-affected populations. **WFP targeted 170,000 food, insecure people**, providing them with emergency food and nutrition assistance in the most affected areas. WFP ensured a holistic approach by establishing partnerships to enhance the effectiveness and sustainability of its interventions.

To improve nutrition outcomes, WFP provided pregnant and lactating women and girls (PLWGs) with specialized nutritious foods as part of the 1,000 days project which assisted **children with essential nutrients for healthy growth in the critical phase of the first 1,000 days of life**[4]. However, nutrition assistance to children living with disability could not be implemented due to funding constraints.

WFP implemented various activities to mitigate the impact of the COVID-19 pandemic on girls, boys, women and men. WFP, in partnership with the Ministry of Education and UNICEF, **distributed take-home rations to schoolchildren during schools closures as an alternative to on-site school feeding**. WFP also **successfully adjusted its food assistance for assets (FFA) activities to the context of the pandemic** by providing training and cash-based transfers for the local production and distribution of face masks, soaps and handwashing kits, thereby enhancing productive skills and also contributing to the safety of the vulnerable communities.

Cross-cutting issues such as gender equality and the environment continued to be at the centre of WFP interventions in Guinea. WFP implemented specific **activities that promoted women's entrepreneurship and economic empowerment**. Furthermore, WFP supported the Government, as well as the wider humanitarian and development community to better understand the impact of climate change on food and nutrition security in Guinea through a **joint climate change analysis** carried out in collaboration with Bioversity International.

To take stock of the progress achieved and improve future programming under its institutional capacity strengthening programme, WFP carried out a thematic evaluation of its activities in partnership with the KonTerra Group. The findings and recommendations of the evaluation will inform the design of WFP's Country Strategic Plan 2022-2026 in Guinea.

In 2022, WFP will strengthen its advocacy among donors for flexible funding, and also expand its partnership portfolio for the design and implementation of joint activities. Cooperating partners' capacities will be strengthened to enhance FFA activities and livelihood support for smallholder farmers, with the overarching goal of revitalizing the local economy and building vulnerable communities' resilience to climate shocks.

401,963

Total beneficiaries in 2021



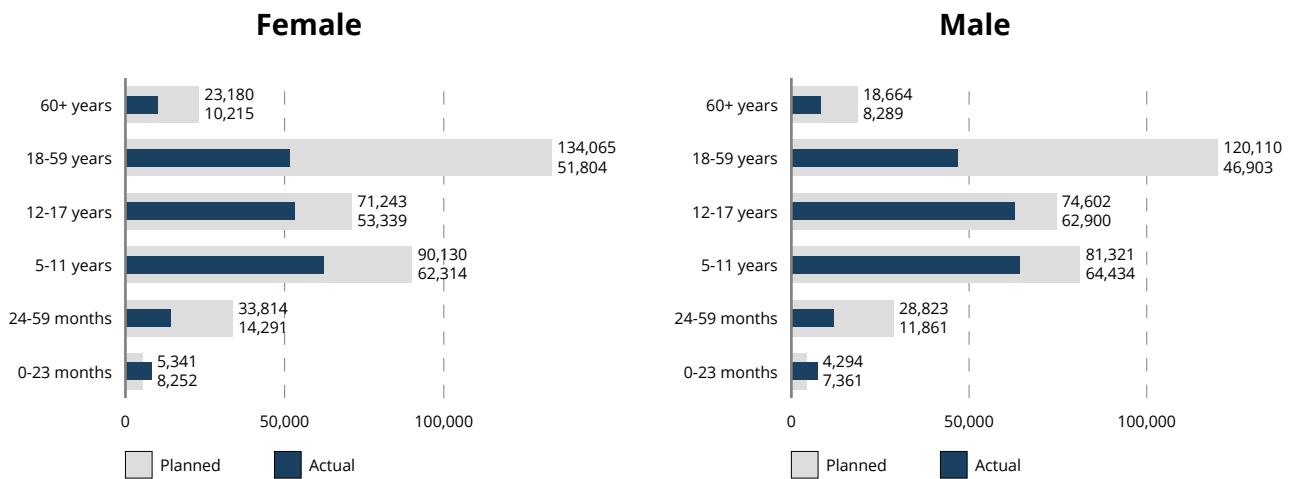
50% female



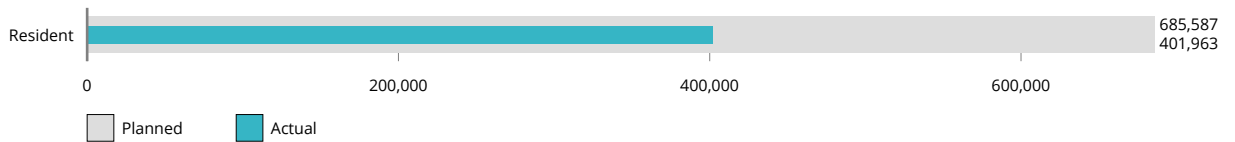
50% male

Estimated number of persons with disabilities: 1,004 (52% Female, 48% Male)

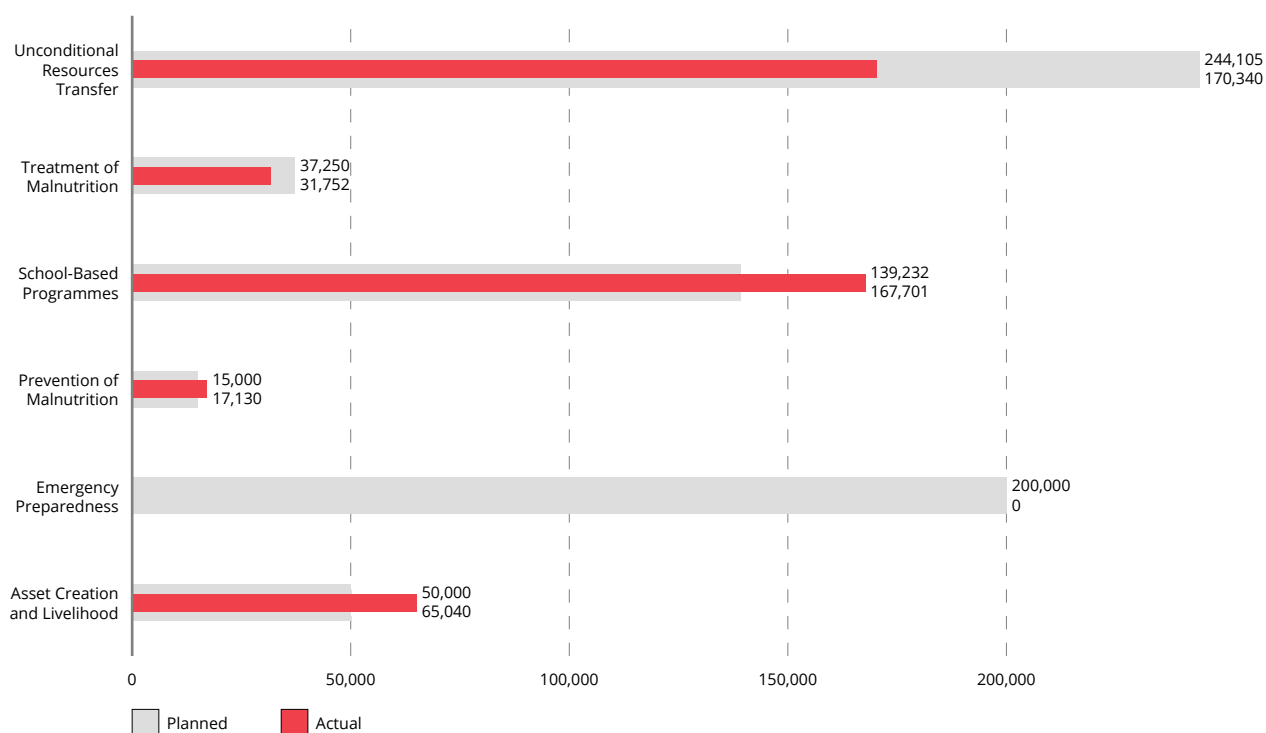
Beneficiaries by Sex and Age Group



Beneficiaries by Residence Status



Beneficiaries by Programme Area



Beneficiaries by Modality



316,083

total actual food beneficiaries in 2021

of 633,087 total planned

(158,131 Female, 157,952 Male)



88,351

total actual CBT beneficiaries in 2021

of 163,000 total planned

(43,196 Female, 45,155 Male)

Total Food and CBT



6,336 mt

total actual food transferred in 2021

of 15,021 mt total planned

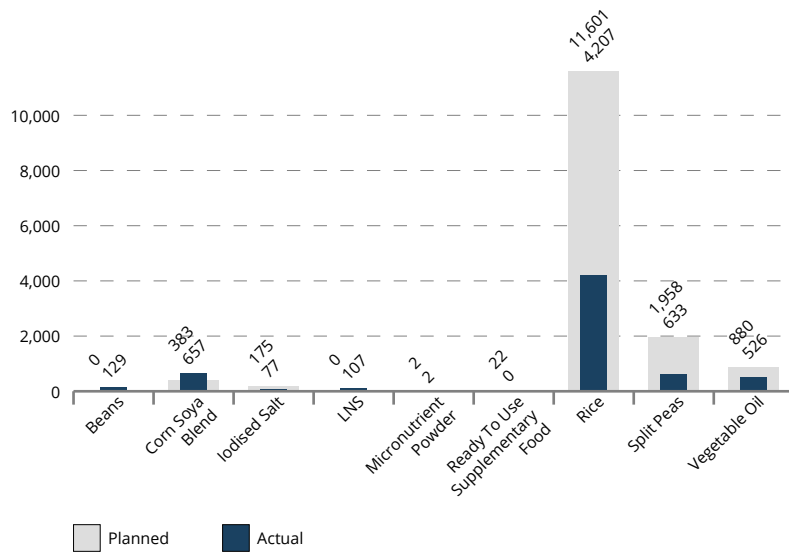


US\$ 3,591,862

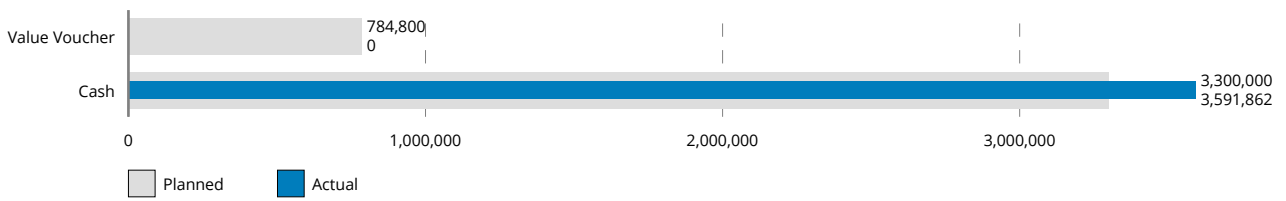
total actual cash transferred in 2021

of \$US 4,084,800 total planned

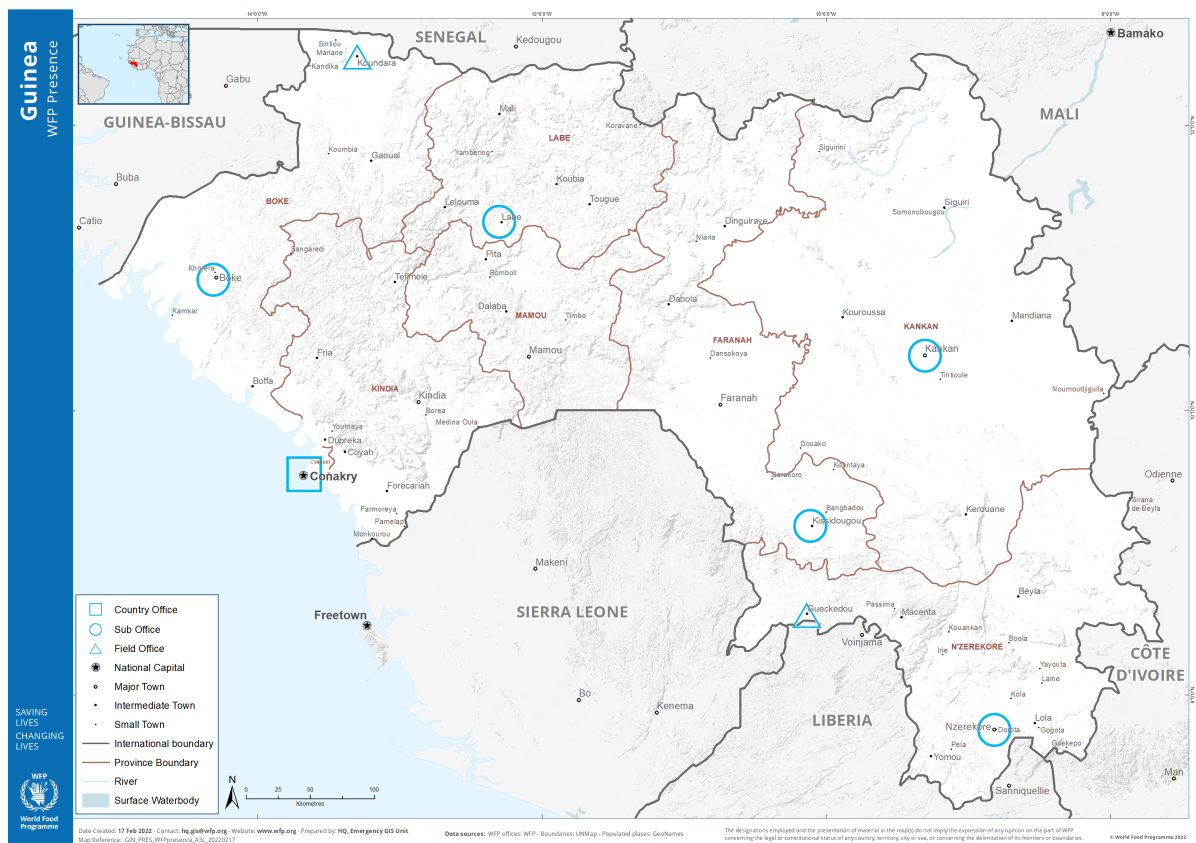
Annual Food Transfer



Annual Cash Based Transfer and Commodity Voucher



Context and operations



The year 2021 was marked by multiple health emergencies and sudden-onset natural crises in Guinea. The resurgence of the Ebola virus disease (EVD), the Marburg virus disease and the Lassa fever, coupled with the ongoing COVID-19 pandemic, exacerbated the hardships of vulnerable local households and communities through movement restrictions, market closures and rising food prices.

In 2021, the COVID-19 pandemic persisted in Guinea, forcing the Government to tighten restrictive measurements which worsened the food insecurity of vulnerable people. Indeed, the Cadre Harmonisé analysis indicated that over 564,400 people were facing crisis levels of food insecurity (phase 3) between October and December 2021, representing an 11 percent increase compared to the 454,000 people in phase 3 between March and May 2021.

The combined negative effects of Guinea's socio-economic challenges, political instability and COVID-19 restrictions negatively impacted the overall food security and nutrition situation in the country. **Compared to 2020, the number of acutely food insecure people increased by 57 percent**, with 267,000 people in phase 3 ('crisis') during the period of June-August 2020 compared with 418,500 people during the same period in 2021. The food security outlook remains worrying as 739,000 people are projected to be acutely food insecure (phase 3) during the June-August lean season in 2022.

In response to the deteriorating food security situation and the health emergencies, **WFP carried out a budget revision to scale up its emergency response operation delivered under strategic outcome 2 (crisis response)**, increasing the total financial requirements for WFP's Interim Country Strategic Plan (2019-2022) to USD 77.8 million. In support of the emergency response to the Ebola outbreak, **WFP launched the United Nations Humanitarian Air Service (UNHAS)**, offering safe and reliable passenger and light cargo transport for the Government and the entire humanitarian community, thereby enabling partners to provide assistance to households affected by the EVD outbreak.

Malnutrition continues to be a major public health challenge in the country and remains one of the main causes of infant mortality in Guinea. In 2021, the COVID-19 pandemic continued to constrain the ability of people suffering from malnutrition to access the care they needed. According to World Bank data, Guinea's child mortality rate is alarming: the under-five child mortality rate was 99 out of 1,000 live births in 2019, while the average in Sub-Saharan Africa is 76. Among children aged 6-59 months, six percent are affected by global acute malnutrition and 12 percent are underweight [1]. **Chronic malnutrition affects 30 percent of children under 5 year of age** nationally, with rates varying between 40 and 60 percent in some prefectures [2]. One child in four suffers from chronic malnutrition, which has serious implications for children's cognitive development and for the overall long-term economic growth of the

country [2].

Through strategic outcomes 1, 2, 3 and 4, WFP contributed to the achievement of **Sustainable Development Goal 2 (zero hunger)**. In 2021, under strategic outcome 1, WFP provided nutritious school meals to schoolchildren including take-home rations for girls. Under strategic outcome 2, crisis-affected people received unconditional resource transfers to meet their basic food needs. Under strategic outcome 3, WFP contributed to improving the nutritional status of vulnerable populations including children, pregnant and lactating women and girls, people living with HIV and TB clients. Under strategic outcome 4, WFP supported vulnerable smallholder farmers by strengthening their production capacities and resilience to shocks through asset creation activities and value chain development.

Working towards **Sustainable Development Goal 17 (partnerships)**, strategic outcome 5 focused on strengthening the capacity of national institutions to address food and nutrition insecurity, while strategic outcome 6 enabled the WFP-managed United Nations Humanitarian Air Service (UNHAS) to transport humanitarian personnel and life-saving cargo in support of the Government and the wider humanitarian community.

Risk Management

In 2021, **the key risks faced by WFP were the political instability, the complex security situation, access restrictions, food price volatility, lack of partner capacity in remote areas and insufficient funding**. Mitigation measures undertaken included redesigned protocols for WFP-beneficiary interaction, remote monitoring, prepositioning of contingency stocks and enhanced advocacy for funding. To manage key risks, WFP conducted regular reviews and risk assessments and embedded risk mitigation measures across its activities. Risk mitigation actions were incorporated in the annual performance plan and implementation progress was regularly monitored.

To ensure a strategic and pro-active approach to risk management, **WFP will set up an internal Risk Management Working Group** to coordinate risk management activities across various units and periodically review WFP's risk register.

Partnerships

The year 2021 was marked by various crises in Guinea. Multiple health crises, such as the Ebola outbreak and COVID-19, the political transition following the military coup, and the socio-economic consequences of the pandemic had a negative impact on vulnerable people's food and nutrition security. Throughout the year, WFP strived to reach the most food insecure populations drawing on the sustained and strengthened partnerships with key stakeholders to implement effective and timely interventions.

The Ebola response from February to June highlighted the centrality of multilevel partnerships in the context of an emergency. Immediately after the Ministry of Health announced the resurgence of Ebola in February 2021, the UN Country Team appealed for a UN Central Emergency Response Fund (CERF) allocation to allow a rapid response. Under the authority of the Government of Guinea, the response was closely coordinated between all relevant stakeholders, including the National Health Security Agency (ANSS), United Nations agencies, and international and local NGOs. Donors, especially USAID and the German Foreign Federal Office (GFFO), played a key role as their funding enabled UNHAS to transport medical personnel, essential equipment, and Ebola vaccines. With the timely funding and enhanced coordination among stakeholders, Guinea successfully addressed the Ebola outbreak within four months.

Throughout the year, WFP maintained a close collaboration with international government donors. WFP organized field visits to rural areas of Guinea and facilitated the dialogue between beneficiaries and donor representatives. These events allowed WFP's government partners to have a better understanding of WFP's food, nutrition, and resilience interventions in support of vulnerable individuals and communities. Within the framework of South-South and Triangular Cooperation, the partnership with China resulted in strengthened technical cooperation and knowledge sharing on rice value chains. Partnerships with government aid agencies also proved to be instrumental. Notably, the technical cooperation with the Japan International Cooperation Agency (JICA) on rice parboiling techniques contributed to the success of WFP's resilience building projects in Guinea.

The partnership with national counterparts was also essential to WFP's interventions. WFP signed a memorandum of understanding (MoU) and developed an action plan with the Ministry of Women, Children and Vulnerable Persons (formerly called the Ministry of Social Action) to design and implement activities in support of the most vulnerable children, women, and men in Guinea. This partnership also included the support for the organization of the first national conference on social protection, institutional capacity strengthening, and technical support for the Unified Social Register (RSU). Furthermore, WFP invested in capacity strengthening for various government entities. Responding to a request from the Ministry of Agriculture and Livestock, WFP and the Centre of Excellence against Hunger and Malnutrition (CERFAM) conducted a joint mission with the ministry's technical personnel to research post-harvest losses in the rice sector.

United Nations agencies were also key WFP partners in 2021. Supported by the Peacebuilding Fund, the launch of the Guinea-Sierra Leone cross-border joint project of WFP and the International Organization for Migration (OIM) is a prime example of inter-agency collaboration. Through this project, the two UN agencies aim to strengthen the peaceful cohabitation and social cohesion between farmers and herders. In addition, a joint project with United Nations Development Programme (UNDP), the United Nations Children's Fund (UNICEF) and IOM was developed to appeal for United Nations Integrated Strategy for the Sahel (UNISS). Going forward, WFP remains committed to expanding joint programming in the upcoming years based on the comparative advantages of each agency.

Leveraging WFP's expertise in agricultural development, tripartite negotiations between WFP, international financial institutions (IFIs), and the Government of Guinea were launched, especially on rice value chain development and social protection interventions.

Private sector partnerships were also expanded in 2021. WFP launched the 'Share the Meal' campaign in March to raise funds from individuals around the globe for its school feeding programme. This campaign was successfully completed in three months, reaching 100 percent of its fundraising goal. In addition, WFP maintained its partnership with financial service providers Ecobank and MTN for the implementation of WFP's cash-based transfer programmes.

CSP Financial Overview

WFP's Interim Country Strategic Plan (2019-2022 ICSP) was moderately funded in 2021, with available resources covering 76 percent of the annual needs-based plan (NBP) of USD 31 million. Notably, certain strategic outcomes were overfunded, while others were significantly underfunded. The majority of funding received were directed multilateral contributions, and 76 percent were earmarked for crisis response (strategic outcome 2) and resilience building (strategic outcome 4) activities.

In 2021, WFP carried out two budget revisions of its ICSP to respond to emerging crises. In the wake of the Ebola Virus Disease (EVD) outbreak, WFP carried out the first budget revision whereby one additional strategic outcome (SO 6) - composed of two sub-activities - was added to the ICSP: the launch of the United Nations Humanitarian Air Service (activity 6) and the provision of on-demand supply chain services to the Government, humanitarian and development partners (activity 7). The introduction of SO6 allowed WFP to provide essential transport and logistics services in support of the Government of Guinea and humanitarian partners responding to the EVD outbreak. The second budget revision aimed to further enhance WFP's crisis response to the COVID-19 pandemic and resilience building activities, increasing the overall ICSP needs-based plan by 79 percent compared to the first budget revision (from USD 61.4 million to USD 77.9 million).

Strategic outcome 1 (school feeding activity) was resourced at 41 percent of the annual requirements. This significant funding shortfall led to the reduction in food rations and the number of school feeding days (from 20 to 16 days per month), the prioritization of staple commodities for distribution (e.g. rice and vegetable oil), and the temporary suspension of the cash-based transfer modality.

Strategic outcome 2 (emergency assistance to crisis-affected populations) was well funded at 89 percent. A considerable share of contributions under this strategic outcome was eligible for advance financing which allowed WFP to access funds in a timely manner. As such, WFP was able to rapidly respond to the various health crises (Ebola, Marburg, and COVID-19) through an integrated package of food and nutrition assistance.

Strategic outcome 3 (treatment of moderate acute malnutrition - MAM) was resourced only at 45 percent. However, most of the MAM activities were funded under the nutrition component of strategic outcome 2.

Strategic outcome 4 (livelihood support to food insecure and climate-affected populations) was particularly well funded at 154 percent. As part of this SO, WFP managed to provide an integrated package of smallholder agricultural market support (SAMS) and food assistance for assets (FFA) activities despite challenges caused by the COVID-19 restrictive measures. Available resources were significantly higher than projected at the beginning of the year thanks to contributions received from multiple donors. This enabled WFP to scale up resilience building to cover more communities and led to actual expenditures being higher than the 2021 implementation plan.

















Strategic outcome 5 (institutional capacity strengthening activities) was funded at 88 percent, allowing WFP to provide information and communications technology (ICT) support and equipment, and rehabilitate or build infrastructure (offices, warehouse).

The resourcing level of strategic outcome 6 (provision of UNHAS and supply chain services) was at 52 percent of the annual requirements. Allocated resources were multilateral directed contributions eligible for advance financing. This enabled the rapid transportation of humanitarian personnel as well as life-saving supplies, COVID-19 vaccines, and equipment to remote regions with bad road infrastructure.

The earmarking of contributions remained an impediment in 2021, considerably limiting WFP's ability to allocate resources flexibly to address critical funding gaps across activities.

Annual CSP Financial Overview by Strategic Outcome

	Needs Based Plan	Implementation Plan	Available Resources	Expenditure
01: - Food-insecure populations, including pre- and primary school-aged children, in targeted areas have access to adequate and nutritious food all year round.	6,555,852.0	2,332,713.0	2,666,293.0	1,616,234.0
02: Crisis-affected populations in targeted areas are able to meet their basic food and nutrition needs during and in the aftermath of a crisis	10,627,787.0	4,190,847.0	9,428,799.0	7,933,304.0
03: Nutritionally vulnerable populations including children, pregnant and lactating women and girls, people living with HIV or TB and receiving treatment, persons with disabilities and orphans in Guinea, have improved nutritional status by 2030.	2,925,162.0	2,060,576.0	1,248,815.0	1,108,312.0
04: Food insecure and climate-affected populations including smallholder farmers, youth and women in targeted areas have improved livelihood sources, more efficient and inclusive value chains by 2030.	3,677,288.0	1,374,265.0	5,727,591.0	3,135,399.0
05: National institutions have enhanced capacities in the design and use of management systems for food security and nutrition, social protection and disaster risk by 2030.	249,498.0	87,500.0	219,396.0	168,848.0
06: Humanitarian and Government partners have access to reliable transport and logistics services during crises	3,938,821.0	0.0	1,580,051.0	1,535,276.0
Non strategic result and non strategic outcome specific	0.0	0.0	471,806.0	0.0
Total Direct Operational Cost	27,974,408.0	10,045,901.0	21,342,751.0	15,497,373.0

Direct Support Cost (DSC)	 1,217,324.0	 947,324.0	 1,879,764.0	 1,383,110.0
Total Direct Costs	 29,191,732.0	 10,993,225.0	 23,222,515.0	 16,880,483.0
Indirect Support Cost (ISC)	 1,838,370.0	 714,560.0	 359,317.0	 359,317.0
Grand Total	 31,030,103.0	 11,707,785.0	 23,581,832.0	 17,239,799.0

Programme performance

Strategic outcome 01: - Food-insecure populations, including pre- and primary school-aged children, in targeted areas have access to adequate and nutritious food all year round.



166,000 children (45 percent of whom were girls) **received nutritious meals** in 1,216 primary schools and 36 preschools



99 percent retention rate compared to 97 percent in 2020



WFP initiated an innovative approach to **integrate clean energy services in school canteens** to improve food preservation and cooking conditions

Under strategic outcome 1, WFP aims to **provide nutritious school meals to vulnerable schoolchildren** (including take-home rations for girls), and **link smallholder farmers to school canteens through its home-grown school feeding (HGSF) programme**. This strategic outcome is aligned with government priorities and national policies and programmes, including the National Economic and Social Development Plan (PNDES [1]), the Accelerated Programme for Food and Nutrition Security and Sustainable Agricultural Development (PASANDAD [2]), the National Social Protection Policy, the National Food and Nutrition Policy and Guinea's ten-year education programme in (ProDEG 2019-2029). Over the past years, Guinea made progress towards the creation of a national school feeding programme. However, the 2013 national school feeding policy should be updated based on the current national socio-economic context. Discussions with the national authorities are underway to assist the Government of Guinea in developing a national school feeding programme.

As part of its school feeding programme in 2021, WFP provided hot meals to children in primary and pre-schools and take-home rations to girls, while also strengthening the capacities of school management committees. WFP's assistance to school was delivered through the modalities of in-kind and cash transfers. With an extensive geographical coverage, WFP's school feeding programme covers 19 prefectures out of 33, and 7 regions out of 8, with a total of **1,216 primary schools and 36 preschools assisted in 2021**.

During the 2021 school year, **WFP provided nutritious meals to over 166,100 children** (45 percent of whom were girls) in primary schools. In addition, over **19,500 girls in grade 6 received take-home rations as an incentive for parents to keep girls in school**. Moreover, WFP also reached over 1,500 children in pre-schools, representing only 75 percent of the annual target due to lack of sufficient funding. A total of 2,900 metric tons of food were distributed (58 percent of planned).

Despite challenges related to the COVID-19 pandemic, **the retention rate in WFP-supported schools was 99 percent in 2021** (compared to 97 percent in 2020).

In the first half of 2021, WFP's school feeding programme faced a funding gap of USD 3.9 million. As a result, the programme was readjusted and mitigating measures were adopted, such as reducing the number of days of assistance per month from 20 to 16 days, cancelling the dry ration, and discontinuing the assistance to pre-schools over the last two trimesters of the school year. While in 2020 WFP assisted 200 schools through cash transfers, in 2021 only 10 schools were assisted through this modality due to lack of funding. A total of USD 28,490 were transferred to school management committees to purchase food directly from local producers. The remaining 190 schools received in-kind assistance from WFP, using food commodities from warehouse stocks.

WFP's home-grown school feeding (HGSF) programme in Guinea implements gender-sensitive activities specifically targeting women. WFP provided entrepreneurial and leadership opportunities for women by linking smallholder farmers to school canteens, thereby creating win-win partnerships that promote both school feeding and agricultural development. As such, the HGSF programme creates social safety nets for vulnerable farmers and schoolchildren. In 2021, WFP procured 24 tons of food locally, including rice and vegetables from smallholder farmers.

WFP strengthened its partnership with the Ministry of Education through the National Directorate of School Canteens (DNCaS [3]), which is the lead authority for school feeding in Guinea. WFP also collaborated with other United

Nations agencies and local NGOs to increase interventions and impacts. WFP also worked closely with the German Agency for International Cooperation (GIZ) to develop a joint concept note for an integrated school feeding system in Guinea. In addition, WFP, GIZ and NGO Plan International continued their partnership under the Energising Development (EnDev) project to facilitate school canteens' access to renewable and affordable energy to improve food preparation and preservation.

While implementing the school feeding programme, **WFP worked closely with the Government to promote national ownership** by strengthening the capacity of national institutions, local partners and the assisted communities.

Gender and age considerations were integrated into the implementation of activities as evidenced by the Gender and Age Marker (GAM) score of 4. School feeding has a positive impact on gender equality, and take-home rations provided to improved school retention rates, enhanced their access to secondary education and contributed to preventing early marriage. The home-grown school feeding programme provided economic opportunities for local producers of whom 80 percent were women.

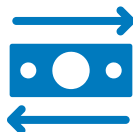
WFP GENDER AND AGE MARKER

CSP ACTIVITY	GAM MONITORING CODE
Provide nutritious school feeding to pre- and primary school children including take home rations for girls prioritizing local purchase and strengthening partners' capacities, including through social and behaviour change communications and nutrition-sensitive activities within the framework of HGFS approaches.	4

Strategic outcome 02: Crisis-affected populations in targeted areas are able to meet their basic food and nutrition needs during and in the aftermath of a crisis



564,460 people in phase 3 ('crisis') according to the Cadre Harmonisé analysis



USD 1.5 million distributed in **cash-based transfers** to vulnerable crisis-affected people



over **170,000 people** assisted under crisis response

Under strategic outcome 2, **WFP aims to provide an integrated package of emergency food and nutrition assistance to crisis-affected populations in Guinea.** In 2021, WFP provided in-kind and cash-based assistance to vulnerable people affected by the socio-economic consequences of the COVID-19 pandemic, the Ebola virus disease (EVD) outbreak, and natural disasters. WFP's crisis response activities were implemented in the regions of Boké, Kindia, Kankan, and Nzérékoré.

Supporting the emergency response plan of the Government, **WFP's COVID-19 response was based on the results of the 2021 Cadre Harmonisé analyses.** Over the course of the year, the food security situation of vulnerable populations further deteriorated in Guinea. While in the first half of 2021 (March-May) over 453,900 people [1] were in phase 3 ('crisis'), this number increased to 564,460 people [2] in the second half of the year, representing an increase of 24 percent within the same year. WFP identified its beneficiaries with the support of the Ministry of Territory and Decentralization, as well as local and international NGOs operating in the targeted areas. With the participation of communities, a set of vulnerability criteria was developed and approved, which enabled WFP to mitigate the risks of social tension within the assisted communities, particularly during the period of political upheaval in Guinea.

Through two rounds of food distribution, **WFP provided unconditional food and nutrition assistance to 45,900 people including children, pregnant and lactating women and girls (PLWG),** and people living with diseases covering six regions (Kindia, Mamou, Boke, Kankan, Labé and Nzérékoré) out of the eight regions of Guinea. The assistance provided a food basket composed of rice, salt, oil, peas and Super Cereal Plus. As part of the RESIGUI programme, WFP also reached 20,000 households with cash-based transfers (CBT) amounting to USD 1.5 million covering 90 days of basic food needs in the prefectures of Boke, Labe, Lelouma, Nzérékoré, Kankan and Gueckedou. Lastly, WFP provided CBT assistance to 100,000 people, as well as nutrition assistance to 13,700 pregnant and lactating women and girls, and 14,900 children aged 6-23 months in eight prefectures in Boké, Lélouma, Labé, Kankan, Guéckédou, Macenta, and Nzérékoré. Through this assistance, WFP contributed to the prevention of acute malnutrition among vulnerable children.

Declared in February 2021, **Guinea was affected by a new Ebola outbreak** - the first time since the deadly outbreak ended in 2016. As a response, the WFP-managed **United Nations Humanitarian Air Service (UNHAS) provided logistics support to the Government and the humanitarian community** by transporting 652 passengers and 3.4 metric tons of cargo. As part of its road and storage services, WFP transported 30 metric tons of personal protection kits to health facilities in urban and peri-urban areas, and provided 1,540 square meters of storage space for humanitarian relief items. Furthermore, WFP provided emergency food assistance to 1,600 households in communities affected by the Ebola outbreak in the sub-prefecture of Gouecké.

Besides COVID-19 and the Ebola outbreak, **WFP also responded to lean season needs and sudden-onset natural emergencies.** During the lean season from June to August, WFP provided nutrition assistance to vulnerable people as part of the RESIGUI programme. To prevent moderate acute malnutrition, WFP provided specialized nutritious foods to over 8,900 pregnant and lactating women and girls, and 9,200 children aged 6-23 months (49 percent boys and 51 percent girls). In August 2021, the prefecture of Guéckédou was affected by heavy rains and floods. In response, WFP provided cash-based assistance through mobile money transfers to 727 crisis-affected households (over 3,600 beneficiaries) to meet their basic food needs for a period of 47 days.

The effectiveness and scope of WFP's crisis response were the result of **strong partnerships with the Government, other United Nations agencies, and non-governmental organizations.** WFP played a key role in emergency coordination, and successfully positioned itself in food and nutrition security, supply chain, and CBT coordination mechanisms and working groups.

As evidenced by the Gender and Age Marker (GAM) score of 4, gender considerations were well integrated into the design and implementation of interventions under strategic outcome 2, including beneficiary targeting. Cooperating partners were sensitized on the subject of gender equality.

WFP GENDER AND AGE MARKER

CSP ACTIVITY	GAM MONITORING CODE
Provide an integrated package of emergency food and nutrition assistance, that includes gender-responsive and gender /transformative social and behaviour change communications and livelihood support, for crisis-affected populations	4


Strategic outcome 03: Nutritionally vulnerable populations including children, pregnant and lactating women and girls, people living with HIV or TB and receiving treatment, persons with disabilities and orphans in Guinea, have improved nutritional status by 2030.



199 health workers from 17 health centers **trained on the prevention of chronic malnutrition**



WFP provided assistance to **10,300 household members of ART clients** under MAM treatment



90 vulnerable ART clients (70 percent women) supported through a cash-based transfer pilot project



3,300 ART clients and **278 TB clients** suffering from MAM received nutrition support

Under strategic outcome 3, **WFP aims to support women, men, girls and boys by providing specialized nutritious foods** and integrated programmes such as social and behaviour change communication (SBCC), while also strengthening partners' capacities to prevent and treat malnutrition. WFP's activities were carried out in close collaboration with public health services and various non-governmental organisations.

In 2021, **WFP assisted over 45,200 vulnerable people including children aged 6-59 months, pregnant and lactating women and girls (PLWG), people living with HIV, and TB clients in targeted areas to prevent and treat malnutrition.** WFP intervened in 21 prefectures out of 33 in the country, supporting 160 health centres. WFP's nutrition assistance was provided through food and cash-based transfers to beneficiaries and was complemented with capacity strengthening for individuals, public institutions and local organizations involved in the fight against malnutrition, HIV and TB.

WFP's treatment of moderate acute malnutrition (MAM) programme reached 10,100 children aged 6-59 months (52 percent girls), as well as 7,800 pregnant and lactating women and girls (PLWG). In addition, the prevention of global acute malnutrition (GAM) programme assisted 8,600 children aged 6-59 months (57 percent girls), and 7,900 PLWG. WFP also continued its activities aimed at preventing chronic malnutrition (1000-day project) in the regions of Labé and Kouroussa, reaching 650 children aged 6-23 months, and 770 PLWG.

In 2021, a National Government Ownership Strategy was launched to enable public health centres to take over the implementation of the malnutrition response programmes. As part of these efforts, **health officers from nine public health centres were trained on beneficiary targeting under the 1000-day project**, food and non-food assistance, monitoring of relevant anthropometric parameters, diseases, immunization and the preparation of monthly statistical reports.

Children aged 6-23 months benefited from the project and received nutritional food supplements (lipid-based nutrient supplement medium quantity - LNS mq). Pregnant and lactating women and girls received hygiene kits composed of soap and water. In addition, 199 health workers and local community health workers from 17 health centres in Labé, Kouroussa and Kereouane were trained on the implementation of the chronic malnutrition prevention project and the utilization of the infant and young child feeding (IYCF) image box.

WFP contributed to enhancing community knowledge on the importance of healthy eating and hygiene practices through the sensitization of 9,210 PLWG. In addition, 147 pregnant and lactating women were trained on soap creation techniques to enhance their economic empowerment.

Along with these sensitizations, **WFP supported the creation of 49 infant and young child feeding (IYCF) support groups** in the communities benefiting from the chronic malnutrition prevention or the 1000-day project. The purpose of the IYCF support groups is to sustain the achievements of the two cycles of the 1000-days project implemented between 2014 and 2021.

In 2021, **WFP's MAM treatment programme resulted in a satisfactory performance according to Sphere standards**, with a 94 percent treatment recovery rate, a 5.5 percent treatment default rate, a 0.4 percent non-response rate, and a zero percent mortality rate. According to monthly monitoring data on WFP's prevention of moderate acute malnutrition (MAM) programme in Nzerekore, 99.8 percent of children aged 6-59 months and 99 percent of PWLG maintained their nutritional status during the project period.

WFP also provided support to people living with HIV vulnerable to malnutrition and food insecurity. Super Cereal and vitamin A-fortified oil was provided to 3,300 ART clients and 278 TB clients suffering from MAM in the regions of Boké, Conakry, Labé, Kankan, Faranah and Nzérékoré. To avoid ration sharing within food insecure households, WFP assisted 10,300 household members of ART clients under MAM treatment through a food basket consisting of rice, beans, oil and salt. The combination of nutrition and food support aims to ensure the nutritional recovery of ART and TB clients, as well as their adherence to their treatment.

In 2021, **only 30 percent of ART clients under WFP's MAM treatment programme recovered nutritionally**, while the ART default rate was 0 percent. The low treatment recovery rate was due to challenges in receiving the necessary supplies of Super Cereal throughout the year. With regard to TB clients treated for MAM, 80 percent recovered nutritionally, while the treatment default rate was zero. A 20 percent death rate was, however, noted among TB clients receiving nutrition support which can be explained by the severity of the disease in the context of acute malnutrition.

In Mandiana and Conakry, **WFP piloted a cash-based transfer project assisting 90 vulnerable ART clients** (70 percent women), mostly widows, orphans, and women attending prevention of mother-to-child transmission services. The project aimed to enable beneficiaries to meet their food and non-food needs, including transportation and health costs, and thereby minimize treatment default among them. The project's performance will be evaluated in 2022.

To promote the ownership of these activities by local responders, WFP supported the training of 24 professionals - including health officers from the HIV/TB care services, executives from the regional and prefectural health direction of Boké, and partner NGOs - on the National Guide on Nutritional Care for ART clients.

As demonstrated by WFP's Gender and Age Marker (GAM) code of 4, gender considerations were well integrated into the design and implementation of nutrition activities through the targeting of beneficiaries based on their nutritional status regardless of sex and age.

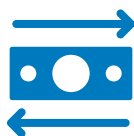
WFP GENDER AND AGE MARKER

CSP ACTIVITY	GAM MONITORING CODE
Support beneficiaries equitably- women, men, girls and boys- through the provision of specialized nutritious food and integrated programmes including social and behaviour change communications and strengthen partner's capacities to prevent and treat malnutrition	4

Strategic outcome 04: Food insecure and climate-affected populations including smallholder farmers, youth and women in targeted areas have improved livelihood sources, more efficient and inclusive value chains by 2030.



280 smallholder farmers' organisations supported through capacity strengthening



USD 2 million distributed in cash-based transfers to people and communities participating in WFP's food assistance for assets (FFA) programme



Training-of-trainers sessions organized on the false bottom parboiling technology

Under strategic outcome 4, **WFP aimed to ensure that food-insecure and climate-affected populations, including smallholder farmers, youth, and women, have improved livelihoods and more efficient and inclusive value chains by 2030.** Through activity 4, WFP provides climate-resilient livelihood support, strengthens smallholder's access to markets including through home-grown school feeding (HGSF) interventions, and improves food handling and processing.

With a view to building resilience, **WFP continued to improve the livelihoods of smallholder farmers and enhanced the performance and sustainability of food systems through its Smallholder Agricultural Market Support (SAMS) and Food Assistance for Assets (FFA) programmes** in the regions of Boké, Faranah, Kankan, Labé, and Nzérékoré. In 2021, over 13,00 households (or 65,040 beneficiaries) participated in FFA activities, receiving a total of USD 2 million in cash-based transfers through mobile money. The assets created in 2021 include 620 hectares (ha) for rice cultivation, 300 ha of market gardening, 51 improved market gardening wells, 24 market gardening water retention basins, 32 storage warehouses for agricultural products, 135 km of rural tracks rehabilitated, 50 ha of reforested degraded land, and 5 drying areas. As part of SAMS activities, WFP strengthened the technical and operational capacities of over 280 farmers' organisations (with 10,900 members of whom 44 percent were women), including 100 rice producers, 14 rice parboiler unions, 152 market gardeners, and 25 others (e.g. red oil extractors, fish farmers, beekeepers, soap makers, dyers).

WFP's interventions in favour of smallholders were focused on four impact areas: strengthening the livelihoods of vulnerable communities and increasing smallholders' productivity; structuring and improving the performance of farmers' organisations (FOs); improving smallholders' access to profitable agricultural markets; and supporting policy-making through research.

With regard to the first impact area, WFP's activities not only enhanced the livelihoods and resilience of communities through asset creation but also **strengthened the capacity of farmers** through training on good agricultural practices, the provision of equipment (e.g. motor pumps, steaming drums, power tillers) and agricultural inputs (seeds and fertilizers).

Concerning the second impact area, **WFP built the capacity of farmers' organizations**, thereby enabling smallholders to improve their bargaining power and access to markets. The beneficiaries (mostly women and youth) received processing, handling, and storage equipment, and were trained in governance and simplified management, the false bottom parboiling technology, as well as improved handling and storage techniques.

Regarding the third impact area, **WFP maintained its role as a buyer of food commodities to encourage farmers and processors to participate in formal agricultural markets.** WFP purchased 320 metric tons (mt) of locally produced parboiled rice for its school feeding programme and encouraged compliance with quality standards. Over 1,000 mt of food produced by WFP-supported smallholder farmers were sold to third-party consumers.

Finally, with regard to the fourth impact area, WFP acknowledged the need for political commitment, policy, and legal frameworks and institutional reforms, along with public and private investment to promote an inclusive agricultural transformation in Guinea. Accordingly, WFP's Regional Centre of Excellence against Hunger and Malnutrition (CERFAM), in collaboration with HELP Logistics, **assessed post-harvest losses, formulated recommendations, and prepared an action plan for the rice value chain development in Guinea.** Through this initiative, WFP aimed to support the Government in its efforts to reduce imports and improve national production for domestic self-sufficiency, particularly in the rice sector.

From November 2020 to August 2021, in collaboration with Bioversity International and the International Center for Tropical Agriculture (CIAT), **WFP conducted a climate adaptation analysis** to better understand the climate risk context in Guinea, and identify locations and livelihood groups for climate change adaptation and disaster risk reduction (DRR) interventions. This analysis also supports the Government and the humanitarian and development community to better assess the impact of climate change on food and nutrition security in Guinea. The recommendations of the analysis will inform WFP's FFA and SAMS programming for 2022, including through a roadmap and an annual work plan.

WFP strengthened the technical and operational capacities of the technical services of the National Agency for Rural Promotion and Agricultural Extension (ANPROCA [1]) and National Directorate for Rural Engineering (DNGR [2]) through the provision of various equipment [3] to support the implementation of WFP's FFA and SAMS activities. This support will enable WFP to have access to reliable data for technical studies and socio-economic and environmental impact assessments to inform asset creation, and facilitate community-based participatory planning (CBPP) processes.

In January, September, and October 2021, **WFP provided 'training-of-trainers' sessions on the false bottom parboiling technology**, targeting NGOs and executives from the Ministry of Agriculture and Livestock, the Ministry of Social Action and People Living with Disabilities, and the Ministry of Tourism and Handicrafts. The sessions were organized in the regions of Boké, Labé, Kankan, and N'zérékoré for a total of 65 participants, including 44 from the Government's technical services. Through these training sessions, WFP established a pool of trainers to strengthen the capacities of smallholders in rice parboiling and marketing. As such, WFP was able to indirectly reach 148 smallholder unions and parboiler groups.

In December 2021, **WFP organized a lesson learned workshop**, bringing together 42 participants, including beneficiaries, government technical services, the Higher Institute of Agronomy, and Veterinary Medicine of Faranah (ISAVF [4]), the Agricultural Research Institute of Guinea (IRAG [5]) and NGOs. The workshop provided key stakeholders with an opportunity to review resilience activities and formulate recommendations on the improvement and scale-up of interventions.

Gender was integrated into the activities under strategic outcome 4, as evidenced by the Gender and Age Marker (GAM) score of 3. WFP supported women's economic empowerment through entrepreneurship and access to training and is contributing to national priorities to empower women and girls through economic opportunities and access to markets.

WFP GENDER AND AGE MARKER

CSP ACTIVITY	GAM MONITORING CODE
Provide targeted groups with climate-resilient livelihood support that enables them to sustainably increase and diversify their role along the food value chain, strengthens their access to markets including school feeding and HGSF interventions and improves food handling and processing	3

Strategic outcome 05: National institutions have enhanced capacities in the design and use of management systems for food security and nutrition, social protection and disaster risk by 2030.



The **Central Pharmacy of Guinea** supported through capacity strengthening



Assessment on post-harvest losses to improve the rice value chain in Guinea

Under strategic outcome 5, **WFP aimed to ensure that national institutions have enhanced capacities in the design and use of management systems for food security and nutrition**, social protection and disaster risk reduction.

To strengthen the Government's capacity to ensure the effective management of the Central Pharmacy of Guinea (CPG), WFP trained CPG management as part of the fleet management capacity strengthening project. Furthermore, WFP revised its joint action plan signed in 2020 with the Food and Nutrition Division of the Ministry of Health and Public Hygiene to identify capacity strengthening needs to be addressed with WFP support.

In collaboration with national technical committees, United Nations (UN) agencies (WHO, UNICEF, and FAO) and the Resident Coordinator's Office in Guinea, WFP provided technical and financial assistance to the Government for the organization of the **National Food System Dialogue**, and the development of a **roadmap in preparation for the UN Food Systems Summit in New York and the Nutrition for Growth (N4G) Summit in Tokyo**, both of which took place in 2021.

To facilitate resource mobilization, **WFP launched an external evaluation of its institutional capacity strengthening activities under strategic outcome 5**. The evaluation will focus on activities carried out by WFP between July 2019 and June 2021, based on the six international evaluation criteria of relevance, effectiveness, efficiency, impact, coherence, and sustainability. The findings will guide the design of WFP's next Country Strategic Plan in Guinea, and help position WFP as the Government's partner of choice in achieving national priorities towards zero hunger.

WFP also provided financial and technical assistance to the Ministry of Agriculture for the preparation of the Cadre Harmonisé analysis, and the assessment of the agricultural and pastoral campaign for 2021-2022. Moreover, WFP supported the Ministry of Social Action and Childhood in organizing the first national conference on social protection in Guinea, and participated in the high-level panel through its regional social protection advisor. The conference will feed into national efforts to reduce poverty, build resilience, and mitigate risks and vulnerabilities.

WFP's Regional Centre of Excellence against Hunger and Malnutrition (CERFAM), in collaboration with HELP Logistics, assessed post-harvest losses, formulated recommendations, and prepared an action plan for rice value chain development in Guinea. Through this initiative, **WFP aimed to support the Government in its efforts to reduce imports and improve national production** for domestic self-sufficiency, particularly in the rice sector.

Gender and age considerations were not integrated into the design and implementation of activities under strategic outcome 5, as demonstrated by the Gender and Age Marker (GAM) score of 0.

WFP GENDER AND AGE MARKER

CSP ACTIVITY	GAM MONITORING CODE
Deliver capacity-strengthening support to national institutions and other partners including through South-South Cooperation in the design and use of systems for the management of social protection, emergency preparedness and response, disaster risk management, post-harvest losses management and supply chains for food security and nutrition objectives	0

Strategic outcome 06: Humanitarian and Government partners have access to reliable transport and logistics services during crises



One **Beechcraft 1900D aircraft** operated by **UNHAS** to support the humanitarian response in Guinea



Nearly **1,500 humanitarian personnel** transported by **UNHAS** to remote areas of Guinea

Under strategic outcome 6, **WFP aimed to ensure Humanitarian and Government partners have access to reliable transport and logistics services during crises.** Due to poor road infrastructure, access to remote regions in Guinea remains difficult. Therefore, WFP and the wider humanitarian and development community faces serious challenges in reaching vulnerable people across the country, particularly the south-east of the country which can be reached in more than two days of road travel.

In 2021, **WFP carried out a budget revision to introduce the United Nations Humanitarian Air Service (UNHAS)** in Guinea as activity 6 of WFP's Country Strategic Plan. Immediately **launched in response to the Ebola virus disease (EVD) outbreak** in the Nzérékoré region in February 2021, UNHAS allowed the safe and reliable transport of goods and humanitarian personnel to critical intervention areas. UNHAS began to operate a Beechcraft 1900D aircraft (19 seats) allowing humanitarian organizations to access the epicentre of the outbreak within 90 minutes. Importantly, UNHAS was the only option for the timely transport of Ebola vaccines, medical teams, and equipment as no commercial flights were available in the country.

In support of the Government's response to the Ebola outbreak and the COVID-19 crisis, **WFP provided four mobile storage units to the National Health Security Agency** (Agence Nationale de la Sécurité Sanitaire - ANSS). In addition, WFP provided the ANSS with a **refrigerator for the storage of COVID-19 vaccines**, with a storage capacity of 9,000 vaccines.

After the end of the EVD crisis in June, UNHAS continued to provide critical transport services to the humanitarian and development community in Guinea, enabling timely and efficient response in favour of the most vulnerable populations.

In 2021, a total of **39 partner organizations used UNHAS services** to reach their implementation sites, including in the most remote and hard-to-reach areas of the country. Between from March and December 2021, UNHAS transported 1,489 passengers (including 369 women), 17 metric tons of Cargo. UNHAS services were provided on a cost-recovery basis. The satisfaction survey from December 2021 indicated that **92 percent of passengers reported being satisfied with UNHAS services.**

Cross-cutting results

Progress towards gender equality

Improved gender equality and women's empowerment among WFP-assisted population

Guinea ranks 125th out of 153 countries on the 2020 Gender Inequality Index [1]. Despite the Government's efforts to foster gender equality and women's empowerment, women continue to face major challenges with little influence on decision-making, high unemployment rate among youth, limited access to medical care, and low literacy rates (32 percent among women compared to 38 among men) [2]. Guinea has the tenth highest rate of girl child marriage, as one in two girls marry before the age of 18 [3].

The COVID-19 pandemic increased girls' exposure to early marriage, unwanted pregnancy and domestic or sexual violence. Indeed, surveys revealed that 20 percent of households experienced an increase in both physical and verbal violence in their households during the pandemic.

In 2021, contributing to Sustainable Development Goal 5 (gender equality and women's empowerment), WFP signed memorandums of understanding (MoU) with civil society organizations and various government entities including the Ministry of Women's Rights and Empowerment with a view to supporting women's organizations. WFP signed an MoU and an action plan with the Ministry of Women's Empowerment, Children and Vulnerable Persons, and supported it on the occasion of the international campaign '16 days of activism against gender-based violence' to organize an awareness-raising campaign promoting national actions to prevent and mitigate gender-based violence in Guinea.

In 2021, WFP continued to mainstream gender considerations throughout its programming. However, COVID-19-related restriction measures affected WFP's activities and threatened progress towards gender equality, particularly with the interruption of school feeding from March to early December 2020 affecting 3 million students nationwide[4]. The disruption of school feeding in 2020 likely prevented many girls' return to school in January 2021. COVID-19 also affected women's involvement in schools in the 2020-2021 school year, limiting their participation in decision-making especially concerning their children's diets.

As part of its resilience building activities in Guinea, WFP strengthened the technical and operational capacities of 291 farmers' organizations through its Smallholder Agricultural Market Support programme. As part of its efforts to mainstream gender equality, WFP ensured the inclusion of women in decision-making units such as boards of administration, complaints, and asset management committees.

Protection and accountability to affected populations

Affected populations are able to benefit from WFP programmes in a manner that ensures and promotes their safety, dignity and integrity. Affected populations are able to hold WFP and partners accountable for meeting their hunger needs in a manner that reflects their views and preferences

Protection

In 2021, WFP continued to strengthen its engagement with protection partners, and reinforced its approach to mainstreaming protection and accountability across its programmes, from the design to the implementation and monitoring stages.

In the context of the COVID-19 pandemic, WFP ensured that its activities did not increase protection risks to beneficiaries, and contributed to strengthening their safety, dignity and integrity. As part of these efforts, WFP provided handwashing kits to beneficiaries participating in food assistance for assets (FFA) and smallholder agricultural market support (SAMS) activities. WFP reduced the number of appointments in a month when beneficiaries were requested to visit health centres under the moderate acute malnutrition (MAM) programme, and also carried out sensitization campaigns to limit risks of transmission within communities.

The extreme vulnerability of the local population exposes girls and women to high risks of gender-based violence (GBV) and abuse in exchange for food or other financial resources. Early marriage is also a coping strategy that some parents choose to avoid food insecurity. In response, WFP has been working with the Protection against Sexual Exploitation and Abuse (PSEA) working group to enable joint programming on PSEA during humanitarian assistance. WFP and cooperating partner staff were also trained on GBV and PSEA, and were required to raise beneficiaries' awareness on these topics and to implement a zero-tolerance policy.

With the aim of improving the capacities of local NGO partners in the areas of protection and accountability to affected populations, WFP organized training sessions for over 70 participants, 24 percent of whom were women.

WFP ensured that all food and cash distributions were coordinated with affected populations and that beneficiaries were informed of distribution points, dates and any changes in distribution dates or rations. Information was disseminated through sensitization sessions organized by WFP and cooperating partners prior to distributions, as well as through telephone calls, field missions or meetings. Briefing notes were consistently shared with local authorities.

Distribution sites were selected in line with protection principles, including accessibility, dignity and safety. Post-distribution monitoring exercise after food, mobile money and cash distributions also collected beneficiary feedback on the protection and accountability dimensions of the assistance received.

Accessibility was occasionally identified as a challenge, particularly during the rainy season when poor road conditions may hamper distributions and prevent beneficiaries from travelling to project locations to receive entitlements. To mitigate this, WFP's food assistance for assets (FFA) activities also enabled the rehabilitation of rural roads, thereby reopening access to production sites.

Accountability to affected populations

In rural communities, women's needs and opinions tend to be poorly considered during family and community meetings. Women are often excluded from decision-making related to their households or villages due to cultural and religious reasons. In 2021, WFP demonstrated its commitment to accountability to affected populations by providing communities and beneficiaries with comprehensive information on its assistance through regular consultations and various community feedback mechanisms. With more than 10 recognized languages and very low literacy levels, WFP used several communication channels, including radio campaigns in local languages, posters with illustrations and verbal dissemination in local languages by WFP staff, community members or partners.

For food and cash transfer activities, beneficiaries were informed before each distribution cycle of WFP's targeting criteria and distribution dates. WFP ensured consultation with local communities as well as local authorities in the planning and implementation of activities, particularly for the food assistance for assets (FFA) activities, empowering communities to define priorities and outline WFP interventions. WFP's commitment to participatory and inclusive community involvement has enabled it to tailor assistance to the specific needs and concerns of different target groups, including pregnant and lactating women and girls, and people living with HIV/AIDS or TB.

In 2021, all partners and beneficiaries were informed of the availability of WFP's toll-free numbers to call for information or complaints. Altogether five complaints were received and processed by the WFP field offices with complainants expressing their satisfaction with the solutions provided.

Environment

Targeted communities benefit from WFP programmes in a manner that does not harm the environment

Guinea's environmental situation is affected by continuous degradation of its natural resources, including deforestation, soil erosion, pollution, drought, siltation of rivers, biodiversity loss, coupled with urbanization and mining. These challenges are exacerbated by a lack of monitoring mechanisms and rising poverty levels over the last few years. Despite extensive efforts undertaken by the Government, UN agencies, and NGOs, the environmental sustainability of agricultural value chains remains inadequate. The growing use of chemical fertilizers and agrochemicals has been the major cause of water pollution. The intensive cultivation of crops and the paddy cultivation on rolling land have been increasing soil erosion. Cultivated agricultural lands are often not compensated by reapplying nutrients to the soil which increases the following period. Finally, the practice of bushfires, tree burning for charcoal production and the use of slash-and-burn methods for clearing land for crops, as well as mining activities are key drivers of soil and vegetation degradation.

Rural communities, particularly women and smallholder farmers have been the most affected by the impact of climate change and environmental degradation in Guinea. To address these challenges, WFP, along with the support of decentralized government entities and local NGOs, developed an action plan to mitigate the impact of climate change, reverse environmental degradation and strengthen the resilience of rural communities.

Informed by the findings of the Climate Adaptation Response Analysis study, WFP's smallholder agricultural markets support (SAMS) activities built farmers' capacity in sustainable agricultural practices, such as soil restoration composting, crop turnover practices, and awareness raising on the effects of climate change on agricultural production. WFP carried out reforestation activities to restore the vegetation cover of degraded areas and river headwaters, while the installation of fuel-efficient cookstoves reduced the communities' dependence on woodcutting, and thus contributed to limiting deforestation.

Through food assistance for assets (FFA) activities, WFP was able to strengthen livelihoods and build the resilience of communities to climate change. Notably, these activities resulted in the construction of a 573-hectare water supply system to fight against flooding and increase productivity, the reforestation of 30 hectares of degraded areas and spring heads to restore the vegetation cover, the installation of 10 improved cookstoves in school canteens, and awareness raising on the importance of reducing deforestation. The selection of intervention zones for FFA activities was guided by the results of the integrated context analysis (ICA) which identified the geographical areas most affected by climate change in Guinea.

WFP is collaborating with other partners such as the German Corporation for International Cooperation (GIZ) and NGO Plan International to implement an integrated project to introduce energy in school canteens which rely on firewood or charcoal to cook meals. The innovative Energizing Home-Grown School Feeding (E-HGSF) project is under development, and will aim to improve the way food is preserved and cooked using clean energy. The project will also improve the livelihoods of women and smallholder farmers by reducing post-harvest loss and increasing incomes.

Data Notes

Context and Operations

[1] SITREP of the National Health Security Agency (ANSS)

[2] Analyse Globale de la Vulnérabilité, de la Sécurité Alimentaire et de la Nutrition (AGVSAN), 2018

Strategic outcome 01

[1] Plan National de Développement Économique et Social (PNDES)

[2] Programme Accéléré de Sécurité Alimentaire et Nutritionnelle et Développement Agricole Durable (PASANDAD)

[3] Direction Nationale des Cantines Scolaires (DNCS)

Strategic outcome 02

[1] Cadre Harmonisé analysis, March 2021

[2] Cadre Harmonisé analysis, November 2021

Monitoring data were not collected for activity 2 in 2019 because WFP did not implement emergency activities in that year.

Strategic outcome 04

[1] Agence Nationale de la Promotion Rurale et du Conseil Agricole (ANPROCA)

[2] Direction Nationale du Génie Rural (DNGR)

[3] 18 TVs motorbikes, 90 pairs of boots, 90 nose covers, 90 pairs of gloves, 90 mackintoshes, 90 field helmets, 12 pocket GPS, 3 Leica TS6 or TC6 total stations, 3 Leica TS6 differential GPS, 6 electronic field levels, 12 tripods with adapters, and 6 pairs of field markers.

[4] Institut Supérieur Agronomique et Vétérinaire de Faranah (ISAV/F)

[5] Institut de Recherche Agronomique de Guinée (IRAG)

Strategic outcome 06

The missing 2019 and 2020 follow-up values under activity 06 is due to the fact that UNHAS was only launched in March 2021.

Progress towards gender equality

[1] Global Gender Gap Report 2020 WEF_GGGR_2020.pdf (weforum.org)

[2] AGVSAN (Analyse Globale de la Vulnérabilité, de la Sécurité Alimentaire et de la Nutrition) 2018

[3] Child Marriage in West and Central Africa At a Glance 2018, UNFPA/UNICEF, September 2018, <https://www.unicef.org/wca/reports/child-marriage-west-and-central-africa>

[4] Impact study of COVID-19 on the Guinean economy 2021

The missing 2019 and 2020 follow-up values under activity 2 is due to the fact that WFP did not implement crisis response activities in those years.

Protection and accountability to affected populations

The missing values under activity 02 is due to the fact that we did not implement emergency projects and the indicator was not monitored under this SO in 2019 and 2020

Annex

Reporting on beneficiary information in WFP's annual country reports

To produce estimates of the total number of unique beneficiaries WFP has assisted yearly, the data from all activities and transfer modalities must be adjusted to eliminate overlaps and add new beneficiaries. This exercise is based on WFP's understanding of the local context, partnerships and activities; the resulting adjusted totals are recorded in COMET. The process of calculating these adjusted totals follows the rules established during the activity planning stage, these rules can be amended to reflect new information that emerges once implementation begins.

The final estimated number of beneficiaries assisted in each country is validated by country offices and entered in COMET at the end of every year:


- the total number of beneficiaries, which is the sum of all direct beneficiaries reached under all country level activities, based on the adjusted totals that seek to eliminate overlap;
- the total number of beneficiaries receiving food transfers, cash-based transfers and commodity vouchers or capacity strengthening, the sum of all direct beneficiaries reached under the activities for each of these transfer modalities, based on the adjusted estimates that seek to eliminate overlap;
- the total number of beneficiaries assisted under each programme area, the sum of all direct beneficiaries reached under WFP's eight programme areas at the country level;
- the number of schoolchildren assisted under school-based programmes, the sum of all participants assisted under the school-based programmes, adjusted to exclude overlaps and activity supporters such as teachers and cooks.

Although WFP conducts quality assurance to provide beneficiary data which are as accurate as possible, numerous challenges remain regarding data collection, verification, entry and processing. Beneficiary numbers in ACRs should be considered "best estimates", subject to over- and under- estimation.

For the 2021 reporting period, disability data has been collected using a variety of approaches; the WHO 15 percent global disability prevalence average, head counts in single activities, or disaggregation of data from post distribution monitoring reports (PDMs). As standardised guidance was not available in WFP prior to 2020, these methods have varied according to the existing needs, capacity, and experience of various WFP activities and operational contexts. Moving forward, as part of the 2020 disability inclusion road map, WFP is building on continued efforts to mainstream and standardise disability data collection methodologies, aligning with international standards and best practices.

Figures and Indicators

WFP contribution to SDGs

 SDG 2: End hunger, achieve food security and improved nutrition and promote sustainable agriculture											
WFP Strategic Goal 1: Support countries to achieve zero hunger						WFP Contribution (by WFP, or by governments or partners with WFP Support)					
SDG Indicator	National Results					SDG-related indicator	Direct				Indirect
	Unit	Female	Male	Overall	Year		Unit	Female	Male	Overall	
Prevalence of undernourishment	%	23.7	21.6	21.8	2018	Number of people reached (by WFP, or by governments or partners with WFP support) in the context of emergency and protracted crisis response	Number	83,466	86,874	170,340	
						Number of people reached (by WFP, or by governments or partners with WFP support) to improve their food security	Number	74,475	91,025	165,500	
Prevalence of moderate or severe food insecurity in the population, based on the Food Insecurity Experience Scale (FIES)	%	3.2	2.3	2.4	2018	Number of people reached (by WFP, or by governments or partners with WFP support) to improve their food security	Number	35,471	35,471	72,390	
Prevalence of malnutrition among children under 5 years of age, by type (wasting and overweight)	% wasting	10.6	13.6	12.1	2018	Number of people reached (by WFP, or by governments or partners with WFP support) with interventions to prevent and treat malnutrition (overweight programmes)	Number	12,260	4,218	16,478	
						Number of people reached (by WFP, or by governments or partners with WFP support) with interventions to prevent and treat malnutrition (moderate acute malnutrition)	Number	4,437	13,420	17,857	
Prevalence of stunting among children under 5 years of age	%	24	34	30	2018	Number of people reached (by WFP, or by governments or partners with WFP support) with stunting prevention programmes	Number	333	319	652	

Proportion of agricultural area under productive and sustainable agriculture	%					Number of hectares of land rehabilitated (by WFP, or by governments or partners with WFP support)	Ha				877
--	---	--	--	--	--	---	----	--	--	--	-----



SDG 17: Strengthen the means of implementation and revitalize the global partnership for sustainable development

WFP Strategic Goal 2: Partner to support implementation of the SDGs				WFP Contribution (by WFP, or by governments or partners with WFP Support)			
SDG Indicator	National Results			SDG-related indicator	Direct		Indirect
	Unit	Overall	Year		Unit	Overall	
Number of countries reporting progress in multi-stakeholder development effectiveness monitoring frameworks that support the achievement of the sustainable development goals	Number			Number of partners participating in multi-stakeholder partnerships (including common services and coordination platforms where WFP plays a leading or coordinating role)	Number	4	
Foreign direct investments (FDI), official development assistance and South-South Cooperation as a proportion of total domestic budget	%			Dollar value of resources mobilized (by WFP) to increase government or national stakeholder access to financial resources to achieve the SDGs	US\$	6,085,802	
Dollar value of financial and technical assistance (including through North-South, South-South and triangular cooperation) committed to developing countries	US\$			Dollar value (within WFP portfolio) of technical assistance and country capacity strengthening interventions (including facilitation of South-South and triangular cooperation)	US\$	385,381	

Beneficiaries by Sex and Age Group

Beneficiary Category	Gender	Planned	Actual	% Actual vs. Planned
Total Beneficiaries	male	327,814	201,748	62%
	female	357,773	200,215	56%
	total	685,587	401,963	59%
By Age Group				
0-23 months	male	4,294	7,361	171%
	female	5,341	8,252	155%
	total	9,635	15,613	162%
24-59 months	male	28,823	11,861	41%
	female	33,814	14,291	42%
	total	62,637	26,152	42%
5-11 years	male	81,321	64,434	79%
	female	90,130	62,314	69%
	total	171,451	126,748	74%

Beneficiary Category	Gender	Planned	Actual	% Actual vs. Planned
12-17 years	male	74,602	62,900	84%
	female	71,243	53,339	75%
	total	145,845	116,239	80%
18-59 years	male	120,110	46,903	39%
	female	134,065	51,804	39%
	total	254,175	98,707	39%
60+ years	male	18,664	8,289	44%
	female	23,180	10,215	44%
	total	41,844	18,504	44%

Beneficiaries by Residence Status

Residence Status	Planned	Actual	% Actual vs. Planned
Resident	685,587	401,963	59%

Beneficiaries by Programme Area

Programme Area	Planned	Actual	% Actual vs. Planned
Asset Creation and Livelihood	50,000	65,040	130%
Emergency Preparedness	200,000	0	0%
Prevention of Malnutrition	15,000	17,130	114%
School-Based Programmes	139,232	167,701	120%
Treatment of Malnutrition	37,250	31,752	85%
Unconditional Resources Transfer	244,105	170,340	69%

Annual Food Transfer

Commodities	Planned Distribution (mt)	Actual Distribution (mt)	% Actual vs. Planned
Everyone has access to food			
Strategic Outcome: Strategic Outcome 01			
Beans	0	129	-
Corn Soya Blend	36	9	25%
Iodised Salt	70	47	67%
Micronutrient Powder	2	2	111%
Rice	3,896	2,130	55%
Split Peas	701	314	45%
Vegetable Oil	334	284	85%
Strategic Outcome: Strategic Outcome 02			
Corn Soya Blend	0	196	-
Iodised Salt	88	26	29%
LNS	0	49	-

Commodities	Planned Distribution (mt)	Actual Distribution (mt)	% Actual vs. Planned
Rice	7,030	1,918	27%
Split Peas	1,055	283	27%
Vegetable Oil	439	172	39%
No one suffers from malnutrition			
Strategic Outcome: Strategic Outcome 03			
Corn Soya Blend	346	452	130%
Iodised Salt	17	4	26%
LNS	0	58	-
Ready To Use Supplementary Food	22	0	0%
Rice	675	159	24%
Split Peas	202	36	18%
Vegetable Oil	107	70	65%

Annual Cash Based Transfer and Commodity Voucher

Modality	Planned Distribution (CBT)	Actual Distribution (CBT)	% Actual vs. Planned
Everyone has access to food			
Cash	0	28,490	-
Value Voucher	522,000	0	0%
Cash	3,300,000	1,511,368	46%
No one suffers from malnutrition			
Cash	0	17,090	-
Value Voucher	262,800	0	0%
Food systems are sustainable			
Cash	0	2,034,914	-

Strategic Outcome and Output Results

Strategic Outcome 01: - Food-insecure populations, including pre- and primary school-aged children, in targeted areas have access to adequate and nutritious food all year round.				Resilience Building	
Output Results					
Activity 01: Provide nutritious school feeding to pre- and primary school children including take home rations for girls prioritizing local purchase and strengthening partners' capacities, including through social and behaviour change communication and nutrition-sensitive activities within the framework of HGFS approaches.					
Detailed Indicator	Beneficiary Group	Sub Activity	Unit of measure	Planned	Actual
A.1: Beneficiaries receiving cash-based transfers	Students (primary schools)	School feeding (on-site)	Female	7,105	1,112
			Male	7,395	1,359
			Total	14,500	2,471
A.1: Beneficiaries receiving food transfers	Children (pre-primary)	School feeding (on-site)	Female	992	743
			Male	1,032	774
			Total	2,024	1,517
A.1: Beneficiaries receiving food transfers	Students (primary schools)	School feeding (on-site)	Female	58,402	74,782
			Male	71,380	91,402
			Total	129,782	166,184
A.1: Beneficiaries receiving food transfers	Students (primary schools)	School feeding (take-home rations)	Female	7,426	19,553
			Total	7,426	19,553
A.2: Food transfers			MT	5,038	2,914
A.3: Cash-based transfers			US\$	522,000	28,490

Output Results				
Activity 01: Provide nutritious school feeding to pre- and primary school children including take home rations for girls prioritizing local purchase and strengthening partners' capacities, including through social and behaviour change communication and nutrition-sensitive activities within the framework of HGFS approaches.				
Output indicator	Detailed indicator	Unit of measure	Planned	Actual
A: Children attending pre- and primary school receive timely and adequate nutritious meals, including locally sourced food, to meet their food and nutrition needs and support school attendance and retention.				
School feeding (on-site)				
A.6: Number of institutional sites assisted	A.6.37: Number of assisted schools that procure fresh food items	school	1,224	1,224
A.7: Number of retailers participating in cash-based transfer programmes	A.7.1: Number of retailers participating in cash-based transfer programmes	retailer	4	4
N*: Children attending pre- and primary school receive timely and adequate nutritious meals, including locally sourced food, to meet their food and nutrition needs and support school attendance and retention.				
School feeding (on-site)				
N*.1: Feeding days as percentage of total school days	N*.1.1: Feeding days as percentage of total school days	%	90	76
N*.6: Number of children covered by Home-Grown School Feeding (HGFS)	N*.6.1: Number of children covered by Home-Grown School Feeding (HGFS)	Number	2,471	2,471

Outcome Results								
Activity 01: Provide nutritious school feeding to pre- and primary school children including take home rations for girls prioritizing local purchase and strengthening partners' capacities, including through social and behaviour change communication and nutrition-sensitive activities within the framework of HGFS approaches.								
Outcome Indicator	Sex	Baseline	End-CSP Target	2021 Target	2021 Follow-up	2020 Follow-up	2019 Follow-up	source
Target Group: SDG 2.1 - Location: Guinea - Modality: Capacity Strengthening, Food - Subactivity: School feeding (on-site)								

Percentage of WFP food procured from smallholder farmer aggregation systems	Overall	27	≥30	≥30	30	33	27	WFP programme monitoring
Target Group: SDG 2.1 - Location: Guinea - Modality: Food - Subactivity: School feeding (on-site)								
Gender ratio	Overall	0.84	=1	=1	0.83	0.82	0.96	Secondary data
Retention rate / Drop-out rate (new): Drop-out rate	Female	0.16	≤0.01	≤0.01	1.16	3.1	3.16	WFP survey
	Male	0.19	≤0.01	≤0.01	1.16	2.5	3	WFP survey
	Overall	0.18	≤0.01	≤0.01	1.16	2.8	3.08	WFP survey
Retention rate / Drop-out rate (new): Retention rate	Female	99.84	=99.99	≥99.99	98.84	96.9	96.84	WFP survey
	Male	99.81	=99.99	≥99.99	98.84	97.5	97	WFP survey
	Overall	99.82	=99.99	≥99.99	98.84	97.2	96.92	WFP survey

Strategic Outcome 02: Crisis-affected populations in targeted areas are able to meet their basic food and nutrition needs during and in the aftermath of a crisis				Crisis Response	
Output Results					
Activity 02: Provide an integrated package of emergency food and nutrition assistance, that includes gender-responsive and gender /transformative social and behaviour change communication and livelihood support, for crisis-affected populations.					
Detailed Indicator	Beneficiary Group	Sub Activity	Unit of measure	Planned	Actual
A.1: Beneficiaries receiving cash-based transfers	Activity supporters	Emergency preparedness activities	Female	19,600	0
			Male	20,400	0
			Total	40,000	0
A.1: Beneficiaries receiving cash-based transfers	Activity supporters	General Distribution	Female	24,500	34,668
			Male	25,500	36,082
			Total	50,000	70,750
A.1: Beneficiaries receiving food transfers	Activity supporters	Emergency preparedness activities	Female	98,000	0
			Male	102,000	0
			Total	200,000	0
A.1: Beneficiaries receiving food transfers	Activity supporters	General Distribution	Female	119,611	48,799
			Male	124,494	50,791
			Total	244,105	99,590
A.2: Food transfers			MT	8,612	2,643
A.3: Cash-based transfers			US\$	3,300,000	1,511,368

Output Results					
Activity 02: Provide an integrated package of emergency food and nutrition assistance, that includes gender-responsive and gender /transformative social and behaviour change communication and livelihood support, for crisis-affected populations.					
Output indicator	Detailed indicator	Unit of measure	Planned	Actual	
B: Crisis-affected malnourished populations receive timely and adequate specialized nutritious food to prevent and treat malnutrition.					
General Distribution					
B.1: Quantity of fortified food provided	B.1.1: Quantity of fortified food provided	Mt	243.8	243.8	
E*: Crisis-affected people receive adequate transformative social and behavior change communication (SBCC) to improve nutrition-related practices.					
General Distribution					
E*.4: Number of people reached through interpersonal SBCC approaches	E*.4.1: Number of people reached through interpersonal SBCC approaches (male)	Number	17,376	17,376	
E*.4: Number of people reached through interpersonal SBCC approaches	E*.4.2: Number of people reached through interpersonal SBCC approaches (female)	Number	16,692	16,692	

Outcome Results

Activity 02: Provide an integrated package of emergency food and nutrition assistance, that includes gender-responsive and gender /transformative social and behaviour change communication and livelihood support, for crisis-affected populations.

Outcome Indicator	Sex	Baseline	End-CSP Target	2021 Target	2021 Follow-up	2020 Follow-up	2019 Follow-up	source
Target Group: Support - Location: Guinea - Modality: Food - Subactivity: General Distribution								
Consumption-based Coping Strategy Index (Percentage of households with reduced CSI)	Female	10.34	≤3.99	≥3.99	8.63	19.94		WFP survey
	Male	11.49	≤2.18	≥2.19	11.87	10.9		WFP survey
	Overall	10.56	≤2.26	≥2.26	10.7	11.28		WFP survey
Dietary Diversity Score	Female	5.64	≥7	≥6	4.94	4.8		WFP survey
	Male	5.4	≥7	≥6	5.01	5.34		WFP survey
	Overall	5	≥7	≥6	4.98	5.27		WFP survey
Food Consumption Score: Percentage of households with Acceptable Food Consumption Score	Female				34.3	35.9		WFP survey
	Male				46.8	48.5		WFP survey
	Overall	57.8	≤89.3	≥89.3	42.4	46.8		WFP survey
Food Consumption Score: Percentage of households with Borderline Food Consumption Score	Female				46.4	23.4		WFP survey
	Male				33.3	18.5		WFP survey
	Overall	33.2	≤3.82	≤3.82	37.9	19.1		WFP survey
Food Consumption Score: Percentage of households with Poor Food Consumption Score	Female				19.3	40.6		WFP survey
	Male				19.8	33		WFP survey
	Overall	9	≤6.8	≤6.8	19.6	34		WFP survey
Minimum Dietary Diversity – Women	Overall	65.5	≥70	≥70	28.4			WFP survey
Proportion of children 6-23 months of age who receive a minimum acceptable diet	Overall	30.5	>55	>55	43			WFP survey

Strategic Outcome 03: Nutritionally vulnerable populations including children, pregnant and lactating women and girls, people living with HIV or TB and receiving treatment, persons with disabilities and orphans in Guinea, have improved nutritional status by 2030.				Root Causes	
Output Results					
Activity 03: Support beneficiaries equitably- women, men, girls and boys- through the provision of specialized nutritious food and integrated programmes including social and behaviour change communications and strengthen partner's capacities to prevent and treat malnutrition					
Detailed Indicator	Beneficiary Group	Sub Activity	Unit of measure	Planned	Actual
A.1: Beneficiaries receiving cash-based transfers	ART clients	HIV/TB Care&treatment;	Female	1,820	46
			Male	1,680	44
			Total	3,500	90
A.1: Beneficiaries receiving cash-based transfers	Children	Prevention of stunting	Female	2,550	0
			Male	2,450	0
			Total	5,000	0
A.1: Beneficiaries receiving food transfers	ART clients	HIV/TB Care&treatment;	Female	1,820	1,702
			Male	1,680	1,570
			Total	3,500	3,272
A.1: Beneficiaries receiving food transfers	Activity supporters	HIV/TB Care&treatment;	Female	10,150	5,948
			Male	7,350	4,307
			Total	17,500	10,255
A.1: Beneficiaries receiving food transfers	Children	Prevention of acute malnutrition	Female	2,550	4,390
			Male	2,450	4,218
			Total	5,000	8,608
A.1: Beneficiaries receiving food transfers	Children	Prevention of stunting	Female	1,275	333
			Male	1,225	319
			Total	2,500	652
A.1: Beneficiaries receiving food transfers	Children	Treatment of moderate acute malnutrition	Female	6,140	5,647
			Male	4,860	4,437
			Total	11,000	10,084
A.1: Beneficiaries receiving food transfers	Pregnant and lactating women	Prevention of acute malnutrition	Female	5,000	7,870
			Total	5,000	7,870
A.1: Beneficiaries receiving food transfers	Pregnant and lactating women	Treatment of moderate acute malnutrition	Female	5,000	7,773
			Total	5,000	7,773
A.1: Beneficiaries receiving food transfers	TB treatment clients	HIV/TB Care&treatment;	Female	130	144
			Male	120	134
			Total	250	278
A.2: Food transfers			MT	1,370	778
A.3: Cash-based transfers			US\$	262,800	17,090

Output Results				
Activity 03: Support beneficiaries equitably- women, men, girls and boys- through the provision of specialized nutritious food and integrated programmes including social and behaviour change communications and strengthen partner's capacities to prevent and treat malnutrition				
Output indicator	Detailed indicator	Unit of measure	Planned	Actual
A: Malnourished people and populations at risk receive timely and adequate specialized nutritious food to prevent and treat malnutrition				
Prevention of stunting				
A.5: Quantity of non-food items distributed	A.5.31: Number of pregnant lactating women who received hygiene kits	Number	1,355	776
A.5: Quantity of non-food items distributed	A.5.32: Number of Hygiene kits distributed (soap)	Number	30,024	3,333
A.5: Quantity of non-food items distributed	A.5.33: Number of Hygiene kits distributed (water purification tablets)	Number	7,200	7,200
C: Malnourished people and populations at risk benefit from enhanced government and other partners' technical capacities to improve their nutritional status				
Prevention of stunting				
C.4*: Number of people engaged in capacity strengthening initiatives facilitated by WFP to enhance national food security and nutrition stakeholder capacities (new)	C.4*.1: Number of government/national partner staff receiving technical assistance and training	individual	49	49
E*: Malnourished people and populations at risk receive targeted SBCC to improve nutrition-related practices and prevent malnutrition.				
HIV/TB Care&treatment;				
E*.4: Number of people reached through interpersonal SBCC approaches	E*.4.1: Number of people reached through interpersonal SBCC approaches (male)	Number	1,748	1,748
E*.4: Number of people reached through interpersonal SBCC approaches	E*.4.2: Number of people reached through interpersonal SBCC approaches (female)	Number	1,892	1,892
Prevention of stunting				
E*.4: Number of people reached through interpersonal SBCC approaches	E*.4.1: Number of people reached through interpersonal SBCC approaches (male)	Number	2,763	2,763
E*.4: Number of people reached through interpersonal SBCC approaches	E*.4.2: Number of people reached through interpersonal SBCC approaches (female)	Number	9,210	9,210

Outcome Results								
Activity 03: Support beneficiaries equitably- women, men, girls and boys- through the provision of specialized nutritious food and integrated programmes including social and behaviour change communications and strengthen partner's capacities to prevent and treat malnutrition								
Outcome Indicator	Sex	Baseline	End-CSP Target	2021 Target	2021 Follow-up	2020 Follow-up	2019 Follow-up	source
Target Group: 2.1.17 - Location: Guinea - Modality: Capacity Strengthening, Food - Subactivity: HIV/TB Care&treatment;								
ART Default rate	Overall	0	<10	<10	0	3.4	0	Secondary data
Target Group: 2.1.19 - Location: Guinea - Modality: Capacity Strengthening, Food - Subactivity: HIV/TB Care&treatment;								
TB Treatment Default rate	Overall	0	<10	<10	0	0	0	Secondary data
Target Group: SDG 2.2 - Location: Guinea - Modality: Capacity Strengthening, Food - Subactivity: Prevention of acute malnutrition								
Proportion of children 6-23 months of age who receive a minimum acceptable diet	Overall	34.6	>55	>55	43	43	43.5	WFP programme monitoring

Proportion of eligible population that participates in programme (coverage)	Female	35	>80.42	>70	64	75.5	81	WFP programme monitoring
	Overall	35	>80.42	>70	64	75.5	81	
Proportion of target population that participates in an adequate number of distributions (adherence)	Female	52	>66	>70	100	80.5	80.5	WFP programme monitoring
	Male	52	>66	>70	100	80.5	80.5	
	Overall	52	>66	>70	100	80.5	80.5	
Target Group: SDG 2.2 - Location: Guinea - Modality: Capacity Strengthening, Food - Subactivity: Treatment of moderate acute malnutrition								
MAM Treatment Default rate	Overall	7.7	<15	<15	5.5	3.3	8.9	Secondary data
MAM Treatment Mortality rate	Overall	0.2	<3	<3	0	0	0	Secondary data
MAM Treatment Non-response rate	Overall	0.1	<15	<15	0.4	1.5	0	Secondary data
MAM Treatment Recovery rate	Overall	90	>95	>95	94	95.2	91.1	WFP programme monitoring
Target Group: SDG2.2 - Location: Guinea - Modality: Capacity Strengthening, Food - Subactivity: Prevention of acute malnutrition								
Minimum Dietary Diversity – Women	Overall	65.5	=70	≥70	31.6	27.6	73.9	WFP programme monitoring

Strategic Outcome 04: Food insecure and climate-affected populations including smallholder farmers, youth and women in targeted areas have improved livelihood sources, more efficient and inclusive value chains by 2030.							Resilience Building
Output Results							
Activity 04: Provide targeted groups with climate-resilient livelihood support that enables them to sustainably increase and diversify their role along the food value chain, strengthens their access to markets including school feeding and HGSP interventions and improves food handling and processing.							
Detailed Indicator	Beneficiary Group	Sub Activity	Unit of measure	Planned	Actual		
A.1: Beneficiaries receiving cash-based transfers	All	Food assistance for asset	Female	40,000	31,869		
			Male	10,000	33,171		
			Total	50,000	65,040		
A.3: Cash-based transfers			US\$	0	2,034,914		

Output Results				
Activity 04: Provide targeted groups with climate-resilient livelihood support that enables them to sustainably increase and diversify their role along the food value chain, strengthens their access to markets including school feeding and HGSF interventions and improves food handling and processing.				
Output indicator	Detailed indicator	Unit of measure	Planned	Actual
C: Targeted smallholder women and men farmers receive technical support to preserve and restore assets and have access to financial services for improved livelihoods and strengthened climate-resilient food systems.				
Smallholder agricultural market support activities				
C.4*: Number of people engaged in capacity strengthening initiatives facilitated by WFP to enhance national food security and nutrition stakeholder capacities (new)	C.4*.1: Number of government/national partner staff receiving technical assistance and training	individual	148	148
F: Targeted smallholder women and men farmers receive technical support to improve food handling and processing and access market opportunities including in relation to school feeding/HGSF and local food processors.				
Food assistance for asset				
F.1: Number of smallholder farmers supported/trained	F.1.3: Number farmer organisation leaders trained in good agronomic practices	individual	13,008	13,008
Smallholder agricultural market support activities				
F.1: Number of smallholder farmers supported/trained	F.1.61: Number of training sessions/workshops organized	training session	7	7

Outcome Results								
Activity 04: Provide targeted groups with climate-resilient livelihood support that enables them to sustainably increase and diversify their role along the food value chain, strengthens their access to markets including school feeding and HGSF interventions and improves food handling and processing.								
Outcome Indicator	Sex	Baseline	End-CSP Target	2021 Target	2021 Follow-up	2020 Follow-up	2019 Follow-up	source
Target Group: Smallholder farmers - Location: Guinea - Modality: Capacity Strengthening, Cash - Subactivity: Smallholder agricultural market support activities								
Value and volume of smallholder sales through WFP-supported aggregation systems: Value (USD)	Overall	473,935.63	≥3,289,518.4	≥1,200,000	854,357	718,041	882,657.44	Secondary data
Value and volume of smallholder sales through WFP-supported aggregation systems: Volume (MT)	Overall	631.2	≥4,434	≥1,500	1,069	921.49	1,350	Secondary data
Target Group: Smallholder farmers - Location: Guinea - Modality: Capacity Strengthening, Cash, Food - Subactivity: Smallholder agricultural market support activities								
Percentage of targeted smallholders selling through WFP-supported farmer aggregation systems	Female	3.2	=30	≥20			3.6	WFP programme monitoring WFP programme monitoring WFP programme monitoring
	Male	5.64	=20	≥10			4.78	
	Overall	8.84	=50	≥30	24	77.95	8.38	

Strategic Outcome 05: National institutions have enhanced capacities in the design and use of management systems for food security and nutrition, social protection and disaster risk by 2030.				- Resilience Building	
Output Results					
Activity 05: Deliver capacity-strengthening support to national institutions and other partners including through South-South Cooperation in the design and use of systems for the management of social protection, emergency preparedness and response, disaster risk, post-harvest losses and supply chains for food security and nutrition objectives.					
Output indicator	Detailed indicator	Unit of measure	Planned	Actual	
C: Food insecure and nutritionally vulnerable populations benefit from strengthened capacities of government and partners to meet their food and nutrition needs and improve their livelihoods.					
Food assistance for asset					
C.5*: Number of capacity strengthening initiatives facilitated by WFP to enhance national food security and nutrition stakeholder capacities (new)	C.5*.1: Number of technical assistance activities provided	unit	1	1	
HIV/TB Care&treatment;					
C.4*: Number of people engaged in capacity strengthening initiatives facilitated by WFP to enhance national food security and nutrition stakeholder capacities (new)	C.4*.1: Number of government/national partner staff receiving technical assistance and training	individual	24	24	
Institutional capacity strengthening activities					
C.4*: Number of people engaged in capacity strengthening initiatives facilitated by WFP to enhance national food security and nutrition stakeholder capacities (new)	C.4*.1: Number of government/national partner staff receiving technical assistance and training	individual	65	65	
C.5*: Number of capacity strengthening initiatives facilitated by WFP to enhance national food security and nutrition stakeholder capacities (new)	C.5*.2: Number of training sessions/workshop organized	training session	7	7	
Prevention of stunting					
C.4*: Number of people engaged in capacity strengthening initiatives facilitated by WFP to enhance national food security and nutrition stakeholder capacities (new)	C.4*.1: Number of government/national partner staff receiving technical assistance and training	individual	199	199	
M: Food insecure and nutritionally vulnerable populations benefit from strengthened capacities of government and partners to meet their food and nutrition needs and improve their livelihoods.					
Institutional capacity strengthening activities					
M.1: Number of national coordination mechanisms supported	M.1.1: Number of national coordination mechanisms supported	unit	4	4	

Outcome Results								
Activity 05: Deliver capacity-strengthening support to national institutions and other partners including through South-South Cooperation in the design and use of systems for the management of social protection, emergency preparedness and response, disaster risk, post-harvest losses and supply chains for food security and nutrition objectives.								
Outcome Indicator	Sex	Baseline	End-CSP Target	2021 Target	2021 Follow-up	2020 Follow-up	2019 Follow-up	source
Target Group: 5.14 - Location: Guinea - Modality: Capacity Strengthening - Subactivity: Institutional capacity strengthening activities								
Number of national food security and nutrition policies, programmes and system components enhanced as a result of WFP capacity strengthening (new)	Overall	0	≥6	>2	4	2		WFP programme monitoring

Strategic Outcome 06: Humanitarian and Government partners have access to reliable transport and logistics services during crises				- Crisis Response	
Output Results					
Activity 06: Provide Humanitarian Air Services (UNHAS) to government and other partners to facilitate access to areas of humanitarian interventions					
Output indicator	Detailed indicator	Unit of measure	Planned	Actual	
H: Affected populations benefit from the humanitarian air services provided to national disaster management and humanitarian agencies and partners, for the safe transportation of humanitarian staff and stakeholders and the timely and effective delivery of humanitarian assistance					
Humanitarian Air Service					
H.4: Total volume of cargo transported	H.4.28: Amount of light cargo transported	Mt	17.3	17.3	
H.5: Percentage of cargo capacity offered against total capacity requested	H.5.1: Percentage of cargo capacity offered against total capacity requested	%	91.74	91.74	
H.7: Total number of passengers transported	H.7.3: Number of passengers transported	individual	1,489	1,489	
Activity 07: Provide on-demand supply chain services to the Government, humanitarian and development partners					
Output indicator	Detailed indicator	Unit of measure	Planned	Actual	
H: Affected populations benefit from on demand services and expertise provided to humanitarian agencies and government partners for the timely delivery of humanitarian assistance					
Humanitarian Air Service					
H.1: Number of shared services provided, by type	H.1.12: Number of agencies and organizations using humanitarian air services	agency/organization	5	5	

Outcome Results								
Activity 06: Provide Humanitarian Air Services (UNHAS) to government and other partners to facilitate access to areas of humanitarian interventions								
Outcome Indicator	Sex	Baseline	End-CSP Target	2021 Target	2021 Follow-up	2020 Follow-up	2019 Follow-up	source
Target Group: All - Location: Guinea - Modality: Capacity Strengthening - Subactivity: Humanitarian Air Service								
User satisfaction rate	Overall	0	=100	=100	91.98			Joint survey

Cross-cutting Indicators

Progress towards gender equality indicators

Improved gender equality and women's empowerment among WFP-assisted population

Activity 01: Provide nutritious school feeding to pre- and primary school children including take home rations for girls prioritizing local purchase and strengthening partners' capacities, including through social and behaviour change communication and nutrition-sensitive activities within the framework of HGFS approaches.

CrossCutting Indicator	Sex	Baseline	End-CSP Target	2021 Target	2021 Follow-up	2020 Follow-up	2019 Follow-up	source
Target Group: C.3.2 - Location: Guinea - Modality: Capacity Strengthening, Food - Subactivity: School feeding (on-site)								
Proportion of food assistance decision-making entity – committees, boards, teams, etc. – members who are women - -	Overall	45	≥50	≥50	65.7	65.7	59.4	Secondary data

Activity 02: Provide an integrated package of emergency food and nutrition assistance, that includes gender-responsive and gender /transformative social and behaviour change communication and livelihood support, for crisis-affected populations.

CrossCutting Indicator	Sex	Baseline	End-CSP Target	2021 Target	2021 Follow-up	2020 Follow-up	2019 Follow-up	source
Target Group: Support - Location: Guinea - Modality: Food - Subactivity: General Distribution								
Proportion of food assistance decision-making entity – committees, boards, teams, etc. – members who are women - -	Overall	34.5	≥50	≥50	69.7			Secondary data
Proportion of households where women, men, or both women and men make decisions on the use of food/cash/vouchers, disaggregated by transfer modality - Decisions jointly made by women and men	Overall	18	≥20	≤20	24.2			Secondary data
Proportion of households where women, men, or both women and men make decisions on the use of food/cash/vouchers, disaggregated by transfer modality - Decisions made by men	Overall	70	≥20	≤20	41			Secondary data
Proportion of households where women, men, or both women and men make decisions on the use of food/cash/vouchers, disaggregated by transfer modality - Decisions made by women	Overall	12	≥18	≥18	35			Secondary data

Activity 03: Support beneficiaries equitably- women, men, girls and boys- through the provision of specialized nutritious food and integrated programmes including social and behaviour change communications and strengthen partner's capacities to prevent and treat malnutrition

CrossCutting Indicator	Sex	Baseline	End-CSP Target	2021 Target	2021 Follow-up	2020 Follow-up	2019 Follow-up	source
Target Group: C.3.1 - Location: Guinea - Modality: Capacity Strengthening, Food - Subactivity: Prevention of acute malnutrition								
Proportion of households where women, men, or both women and men make decisions on the use of food/cash/vouchers, disaggregated by transfer modality - Decisions jointly made by women and men	Overall	18	≥20	≥20	27	26.7	11.4	Secondary data

Target Group: C.3.2 - Location: Guinea - Modality: Capacity Strengthening, Food - Subactivity: Prevention of acute malnutrition									
Proportion of food assistance decision-making entity – committees, boards, teams, etc. – members who are women --	Overall	34.21	≤50	≤50	39	38.6	34.21	Secondary data	

Protection indicators

Affected populations are able to benefit from WFP programmes in a manner that ensures and promotes their safety, dignity and integrity								
Activity 02: Provide an integrated package of emergency food and nutrition assistance, that includes gender-responsive and gender /transformative social and behaviour change communication and livelihood support, for crisis-affected populations.								
CrossCutting Indicator	Sex	Baseline	End-CSP Target	2021 Target	2021 Follow-up	2020 Follow-up	2019 Follow-up	source
Target Group: Support - Location: Guinea - Modality: Food - Subactivity: General Distribution								
Proportion of targeted people having unhindered access to WFP programmes (new) - -	Female	0	=100	=100	100			Secondary data
	Male	0	=100	=100	100			Secondary data
	Overall	0	=100	=100	100			Secondary data
Proportion of targeted people receiving assistance without safety challenges (new) - -	Female	90	=100	=100	100			WFP programme monitoring
	Male	90	=100	=100	100			WFP programme monitoring
	Overall	90	=100	=100	100			WFP programme monitoring
Proportion of targeted people who report that WFP programmes are dignified (new) - -	Female	80	>90	>90	100			Secondary data
	Male	80	>90	>90	100			Secondary data
	Overall	80	>90	>90	100			Secondary data
Activity 03: Support beneficiaries equitably- women, men, girls and boys- through the provision of specialized nutritious food and integrated programmes including social and behaviour change communications and strengthen partner's capacities to prevent and treat malnutrition								
CrossCutting Indicator	Sex	Baseline	End-CSP Target	2021 Target	2021 Follow-up	2020 Follow-up	2019 Follow-up	source
Target Group: C.2.2 - Location: LABE - Modality: Capacity Strengthening, Food - Subactivity: Prevention of acute malnutrition								
Proportion of targeted people receiving assistance without safety challenges (new) - -	Overall	0	=100	=100	100	99.8	99.4	Secondary data
Target Group: C.2.3 - Location: LABE - Modality: Capacity Strengthening, Food - Subactivity: Prevention of acute malnutrition								
Proportion of targeted people who report that WFP programmes are dignified (new) - -	Overall	0	≥90	≥90	98.4	98.4	94.4	Joint survey
Target Group: C.2.4 - Location: LABE - Modality: Capacity Strengthening, Cash, Food - Subactivity: Prevention of acute malnutrition								
Proportion of targeted people having unhindered access to WFP programmes (new) - -	Overall	0	=100	=100	100	98.5	91.1	Joint survey

Accountability to affected population indicators

Affected populations are able to hold WFP and partners accountable for meeting their hunger needs in a manner that reflects their views and preferences

Activity 01: Provide nutritious school feeding to pre- and primary school children including take home rations for girls prioritizing local purchase and strengthening partners' capacities, including through social and behaviour change communication and nutrition-sensitive activities within the framework of HGFS approaches.

CrossCutting Indicator	Sex	Baseline	End-CSP Target	2021 Target	2021 Follow-up	2020 Follow-up	2019 Follow-up	source
Target Group: C1 - Location: Guinea - Modality: Capacity Strengthening, Food - Subactivity: School feeding (on-site)								
Proportion of assisted people informed about the programme (who is included, what people will receive, length of assistance) - -	Overall	68	>90	>90	43.6	43.6	42.4	-

Activity 02: Provide an integrated package of emergency food and nutrition assistance, that includes gender-responsive and gender /transformative social and behaviour change communication and livelihood support, for crisis-affected populations.

CrossCutting Indicator	Sex	Baseline	End-CSP Target	2021 Target	2021 Follow-up	2020 Follow-up	2019 Follow-up	source
Target Group: Support - Location: Guinea - Modality: Food - Subactivity: General Distribution								
Proportion of assisted people informed about the programme (who is included, what people will receive, length of assistance) - -	Female	0	≥90	≥90	60			WFP survey
	Male	0	≥90	≥90	60			WFP survey
	Overall	0	≥90	≥90	60			WFP survey

Activity 03: Support beneficiaries equitably- women, men, girls and boys- through the provision of specialized nutritious food and integrated programmes including social and behaviour change communications and strengthen partner's capacities to prevent and treat malnutrition

CrossCutting Indicator	Sex	Baseline	End-CSP Target	2021 Target	2021 Follow-up	2020 Follow-up	2019 Follow-up	source
Target Group: C1 1 - Location: Guinea - Modality: Capacity Strengthening, Food - Subactivity: Prevention of acute malnutrition								
Proportion of assisted people informed about the programme (who is included, what people will receive, length of assistance) - -	Overall	68	≥90	≥90	40.6	40.6		WFP programme monitoring

Environment indicators

Targeted communities benefit from WFP programmes in a manner that does not harm the environment

Activity 04: Provide targeted groups with climate-resilient livelihood support that enables them to sustainably increase and diversify their role along the food value chain, strengthens their access to markets including school feeding and HGSF interventions and improves food handling and processing.

CrossCutting Indicator	Sex	Baseline	End-CSP Target	2021 Target	2021 Follow-up	2020 Follow-up	2019 Follow-up	source
Target Group: C.4.1 - Location: Guinea - Modality: Capacity Strengthening - Subactivity: Smallholder agricultural market support activities								
Proportion of activities for which environmental risks have been screened and, as required, mitigation actions identified - -	Overall	0	≥100	≥10	10	100		Secondary data

Cover page photo © Kadijah Savane

WFP-supported women participating in rice parboiling in Guéckédou using the False Bottom Parboiling Technology.

World Food Programme

<https://www.wfp.org/countries/guinea>

Financial Section

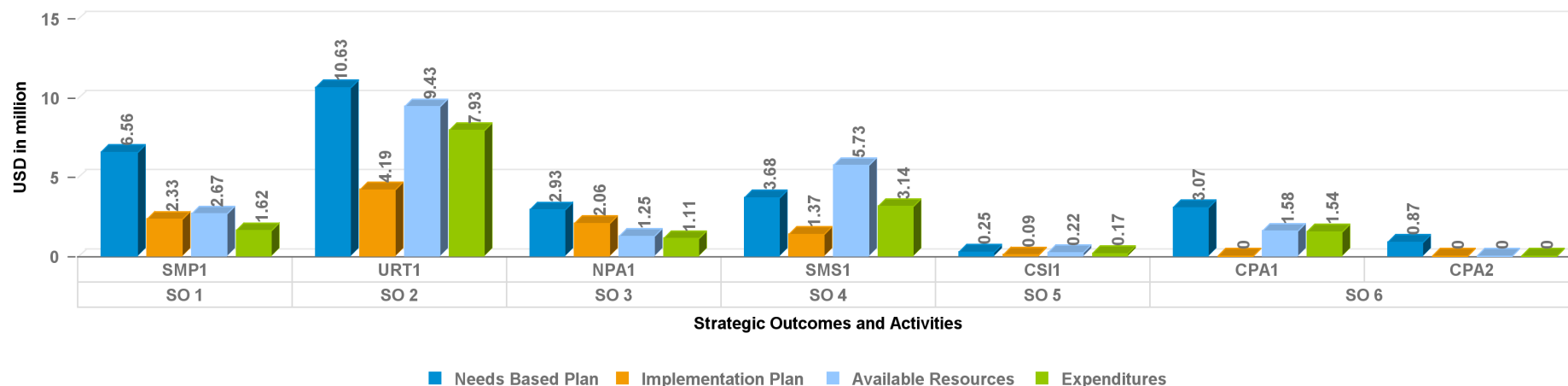
Financial information is taken from WFP's financial records which have been submitted to WFP's auditors.

Annual Country Report

Guinea Country Portfolio Budget 2021 (2019-2023)

Annual Financial Overview for the period 1 January to 31 December 2021 (Amount in USD)

Annual CPB Overview



Code	Strategic Outcome
SO 1	- Food-insecure populations, including pre- and primary school-aged children, in targeted areas have access to adequate and nutritious food all year round.
SO 2	Crisis-affected populations in targeted areas are able to meet their basic food and nutrition needs during and in the aftermath of a crisis
SO 3	Nutritionally vulnerable populations including children, pregnant and lactating women and girls, people living with HIV or TB and receiving treatment, persons with disabilities and orphans in Guinea, have improved nutritional status by 2030.
SO 4	Food insecure and climate-affected populations including smallholder farmers, youth and women in targeted areas have improved livelihood sources, more efficient and inclusive value chains by 2030.
SO 5	National institutions have enhanced capacities in the design and use of management systems for food security and nutrition, social protection and disaster risk by 2030.
SO 6	Humanitarian and Government partners have access to reliable transport and logistics services during crises
Code	Country Activity Long Description
CPA1	Provide Humanitarian Air Services (UNHAS) to government and other partners to facilitate access to areas of humanitarian interventions
CPA2	Provide on-demand supply chain services to the Government, humanitarian and development partners
CSI1	Deliver capacity-strengthening support to national institutions and other partners including through South-South Cooperation in the design and use of systems for the management of social protection, emergency preparedness and response, disaster risk, post-harvest losses and supply chains for food security and nutrition objectives.
NPA1	Support beneficiaries equitably- women, men, girls and boys- through the provision of specialized nutritious food and integrated programmes including social and behaviour change communications and strengthen partner's capacities to prevent and treat malnutrition
SMP1	Provide nutritious school feeding to pre- and primary school children including take home rations for girls prioritizing local purchase and strengthening partners' capacities, including through social and behaviour change communication and nutrition-sensitive activities within the framework of HGFS approaches.
SMS1	Provide targeted groups with climate-resilient livelihood support that enables them to sustainably increase and diversify their role along the food value chain, strengthens their access to markets including school feeding and HGSF interventions and improves food handling and processing.
URT1	Provide an integrated package of emergency food and nutrition assistance, that includes gender-responsive and gender /transformative social and behaviour change communication and livelihood support, for crisis-affected populations.

Annual Country Report

Guinea Country Portfolio Budget 2021 (2019-2023)

Annual Financial Overview for the period 1 January to 31 December 2021 (Amount in USD)

Strategic Result	Strategic Outcome	Activity	Needs Based Plan	Implementation Plan	Available Resources	Expenditures
1	Crisis-affected populations in targeted areas are able to meet their basic food and nutrition needs during and in the aftermath of a crisis	Provide an integrated package of emergency food and nutrition assistance, that includes gender-responsive and gender /transformative social and behaviour change communication and livelihood support, for crisis-affected populations.	10,627,787	4,190,847	9,428,799	7,933,304
	- Food-insecure populations, including pre- and primary school-aged children, in targeted areas have access to adequate and nutritious food all year round.	Provide nutritious school feeding to pre- and primary school children including take home rations for girls prioritizing local purchase and strengthening partners' capacities, including through social and behaviour change communication and nutrition-sensitive activities within the framework of HGFS approaches.	6,555,852	2,332,713	2,666,293	1,616,234
Subtotal Strategic Result 1. Everyone has access to food (SDG Target 2.1)			17,183,639	6,523,560	12,095,092	9,549,537

Annual Country Report

Guinea Country Portfolio Budget 2021 (2019-2023)

Annual Financial Overview for the period 1 January to 31 December 2021 (Amount in USD)

Strategic Result	Strategic Outcome	Activity	Needs Based Plan	Implementation Plan	Available Resources	Expenditures
2	Nutritionally vulnerable populations including children, pregnant and lactating women and girls, people living with HIV or TB and receiving treatment, persons with disabilities and orphans in Guinea, have improved nutritional status by 2030.	Support beneficiaries equitably- women, men, girls and boys- through the provision of specialized nutritious food and integrated programmes including social and behaviour change communications and strengthen partner's capacities to prevent and treat malnutrition	2,925,162	2,060,576	1,248,815	1,108,312
		Non Activity Specific	0	0	0	0
Subtotal Strategic Result 2. No one suffers from malnutrition (SDG Target 2.2)			2,925,162	2,060,576	1,248,815	1,108,312

Annual Country Report

Guinea Country Portfolio Budget 2021 (2019-2023)

Annual Financial Overview for the period 1 January to 31 December 2021 (Amount in USD)

Strategic Result	Strategic Outcome	Activity	Needs Based Plan	Implementation Plan	Available Resources	Expenditures
4	Food insecure and climate-affected populations including smallholder farmers, youth and women in targeted areas have improved livelihood sources, more efficient and inclusive value chains by 2030.	Provide targeted groups with climate-resilient livelihood support that enables them to sustainably increase and diversify their role along the food value chain, strengthens their access to markets including school feeding and HGSI interventions and improves food handling and processing.	3,677,288	1,374,265	5,727,591	3,135,399
		Non Activity Specific	0	0	0	0
Subtotal Strategic Result 4. Food systems are sustainable (SDG Target 2.4)			3,677,288	1,374,265	5,727,591	3,135,399
5	National institutions have enhanced capacities in the design and use of management systems for food security and nutrition, social protection and disaster risk by 2030.	Deliver capacity-strengthening support to national institutions and other partners including through South-South Cooperation in the design and use of systems for the management of social protection, emergency preparedness and response, disaster risk, post-harvest losses and supply chains for food security and nutrition objectives.	249,498	87,500	219,396	168,848
Subtotal Strategic Result 5. Countries have strengthened capacity to implement the SDGs (SDG Target 17.9)			249,498	87,500	219,396	168,848

This computer generated report is certified by the Chief of Contribution Accounting and Donor Financial Reporting Branch (FINC)

Annual Country Report

Guinea Country Portfolio Budget 2021 (2019-2023)

Annual Financial Overview for the period 1 January to 31 December 2021 (Amount in USD)

Strategic Result	Strategic Outcome	Activity	Needs Based Plan	Implementation Plan	Available Resources	Expenditures
8	Humanitarian and Government partners have access to reliable transport and logistics services during crises	Provide Humanitarian Air Services (UNHAS) to government and other partners to facilitate access to areas of humanitarian interventions	3,067,621	0	1,580,051	1,535,276
		Provide on-demand supply chain services to the Government, humanitarian and development partners	871,200	0	0	0
Subtotal Strategic Result 8. Sharing of knowledge, expertise and technology strengthen global partnership support to country efforts to achieve the SDGs (SDG Target 17.16)			3,938,821	0	1,580,051	1,535,276
	Non SO Specific	Non Activity Specific	0	0	471,806	0
Subtotal Strategic Result			0	0	471,806	0
Total Direct Operational Cost			27,974,408	10,045,902	21,342,751	15,497,372
Direct Support Cost (DSC)			1,217,324	947,324	1,879,764	1,383,110
Total Direct Costs			29,191,733	10,993,226	23,222,515	16,880,482
Indirect Support Cost (ISC)			1,838,370	714,560	359,317	359,317
Grand Total			31,030,103	11,707,785	23,581,832	17,239,799



Wanee Piyabongkarn
Chief

Contribution Accounting and Donor Financial Reporting Branch

Columns Definition

Needs Based Plan

Latest annual approved version of operational needs as of December of the reporting year. WFP's needs-based plans constitute an appeal for resources to implement operations which are designed based on needs assessments undertaken in collaboration with government counterparts and partners

Implementation Plan

Implementation Plan as of January of the reporting period which represents original operational prioritized needs taking into account funding forecasts of available resources and operational challenges

Available Resources

Unspent Balance of Resources carried forward, Allocated contribution in the current year, Advances and Other resources in the current year. It excludes contributions that are stipulated by donor for use in future years

Expenditures

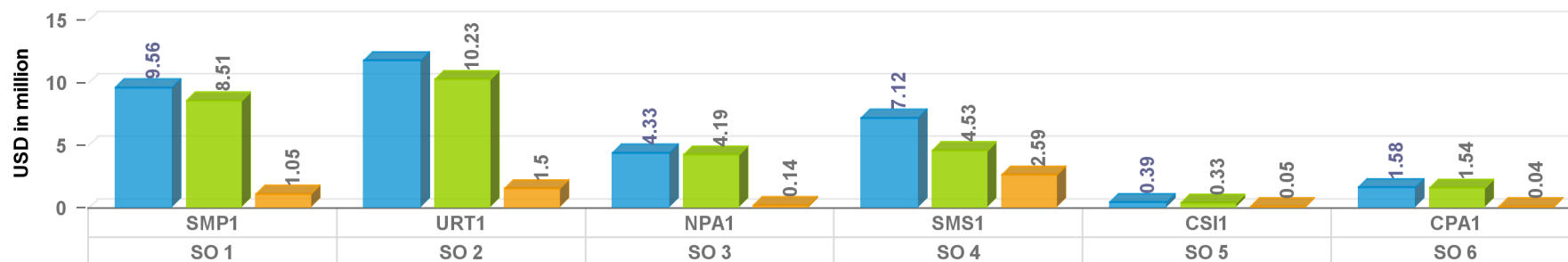
Monetary value of goods and services received and recorded within the reporting year

Annual Country Report

Guinea Country Portfolio Budget 2021 (2019-2023)

Cumulative Financial Overview as at 31 December 2021 (Amount in USD)

Cumulative CPB Overview



Strategic Outcomes and Activities

■ Allocated Resources ■ Expenditures ■ Balance of Resources

Code	Strategic Outcome
SO 1	- Food-insecure populations, including pre- and primary school-aged children, in targeted areas have access to adequate and nutritious food all year round.
SO 2	Crisis-affected populations in targeted areas are able to meet their basic food and nutrition needs during and in the aftermath of a crisis
SO 3	Nutritionally vulnerable populations including children, pregnant and lactating women and girls, people living with HIV or TB and receiving treatment, persons with disabilities and orphans in Guinea, have improved nutritional status by 2030.
SO 4	Food insecure and climate-affected populations including smallholder farmers, youth and women in targeted areas have improved livelihood sources, more efficient and inclusive value chains by 2030.
SO 5	National institutions have enhanced capacities in the design and use of management systems for food security and nutrition, social protection and disaster risk by 2030.
SO 6	Humanitarian and Government partners have access to reliable transport and logistics services during crises

Code	Country Activity - Long Description
CPA1	Provide Humanitarian Air Services (UNHAS) to government and other partners to facilitate access to areas of humanitarian interventions
CSI1	Deliver capacity-strengthening support to national institutions and other partners including through South-South Cooperation in the design and use of systems for the management of social protection, emergency preparedness and response, disaster risk, post-harvest losses and supply chains for food security and nutrition objectives.
NPA1	Support beneficiaries equitably- women, men, girls and boys- through the provision of specialized nutritious food and integrated programmes including social and behaviour change communications and strengthen partner's capacities to prevent and treat malnutrition
SMP1	Provide nutritious school feeding to pre- and primary school children including take home rations for girls prioritizing local purchase and strengthening partners' capacities, including through social and behaviour change communication and nutrition-sensitive activities within the framework of HGFS approaches.
SMS1	Provide targeted groups with climate-resilient livelihood support that enables them to sustainably increase and diversify their role along the food value chain, strengthens their access to markets including school feeding and HGFS interventions and improves food handling and processing.
URT1	Provide an integrated package of emergency food and nutrition assistance, that includes gender-responsive and gender /transformative social and behaviour change communication and livelihood support, for crisis-affected populations.

Annual Country Report

Guinea Country Portfolio Budget 2021 (2019-2023)

Cumulative Financial Overview as at 31 December 2021 (Amount in USD)

Strategic Result	Strategic Outcome	Activity	Needs Based Plan	Allocated Contributions	Advance and Allocation	Allocated Resources	Expenditures	Balance of Resources
1	Crisis-affected populations in targeted areas are able to meet their basic food and nutrition needs during and in the aftermath of a crisis	Provide an integrated package of emergency food and nutrition assistance, that includes gender-responsive and gender /transformative social and behaviour change communication and livelihood support, for crisis-affected populations.	20,783,154	11,720,610	0	11,720,610	10,225,115	1,495,495
	- Food-insecure populations, including pre- and primary school-aged children, in targeted areas have access to adequate and nutritious food all year round.	Provide nutritious school feeding to pre- and primary school children including take home rations for girls prioritizing local purchase and strengthening partners' capacities, including through social and behaviour change communication and nutrition-sensitive activities within the framework of HGFS approaches.	14,293,069	9,560,072	0	9,560,072	8,510,012	1,050,059
Subtotal Strategic Result 1. Everyone has access to food (SDG Target 2.1)			35,076,223	21,280,682	0	21,280,682	18,735,127	2,545,554

This computer generated report is certified by the Chief of Contribution Accounting and Donor Financial Reporting Branch (FINC)

Annual Country Report

Guinea Country Portfolio Budget 2021 (2019-2023)

Cumulative Financial Overview as at 31 December 2021 (Amount in USD)

Strategic Result	Strategic Outcome	Activity	Needs Based Plan	Allocated Contributions	Advance and Allocation	Allocated Resources	Expenditures	Balance of Resources
2	Nutritionally vulnerable populations including children, pregnant and lactating women and girls, people living with HIV or TB and receiving treatment, persons with disabilities and orphans in Guinea, have improved nutritional status by 2030.	Support beneficiaries equitably- women, men, girls and boys- through the provision of specialized nutritious food and integrated programmes including social and behaviour change communications and strengthen partner's capacities to prevent and treat malnutrition	7,426,606	4,333,808	0	4,333,808	4,193,305	140,503
		Non Activity Specific	0	0	0	0	0	0
Subtotal Strategic Result 2. No one suffers from malnutrition (SDG Target 2.2)			7,426,606	4,333,808	0	4,333,808	4,193,305	140,503

This computer generated report is certified by the Chief of Contribution Accounting and Donor Financial Reporting Branch (FINC)

Annual Country Report

Guinea Country Portfolio Budget 2021 (2019-2023)

Cumulative Financial Overview as at 31 December 2021 (Amount in USD)

Strategic Result	Strategic Outcome	Activity	Needs Based Plan	Allocated Contributions	Advance and Allocation	Allocated Resources	Expenditures	Balance of Resources
4	Food insecure and climate-affected populations including smallholder farmers, youth and women in targeted areas have improved livelihood sources, more efficient and inclusive value chains by 2030.	Provide targeted groups with climate-resilient livelihood support that enables them to sustainably increase and diversify their role along the food value chain, strengthens their access to markets including school feeding and HGSP interventions and improves food handling and processing.	5,791,759	7,124,200	0	7,124,200	4,532,009	2,592,191
		Non Activity Specific	0	0	0	0	0	0
Subtotal Strategic Result 4. Food systems are sustainable (SDG Target 2.4)			5,791,759	7,124,200	0	7,124,200	4,532,009	2,592,191

This computer generated report is certified by the Chief of Contribution Accounting and Donor Financial Reporting Branch (FINC)

Annual Country Report

Guinea Country Portfolio Budget 2021 (2019-2023)

Cumulative Financial Overview as at 31 December 2021 (Amount in USD)

Strategic Result	Strategic Outcome	Activity	Needs Based Plan	Allocated Contributions	Advance and Allocation	Allocated Resources	Expenditures	Balance of Resources
5	National institutions have enhanced capacities in the design and use of management systems for food security and nutrition, social protection and disaster risk by 2030.	Deliver capacity-strengthening support to national institutions and other partners including through South-South Cooperation in the design and use of systems for the management of social protection, emergency preparedness and response, disaster risk, post-harvest losses and supply chains for food security and nutrition objectives.	740,974	385,381	0	385,381	334,833	50,548
Subtotal Strategic Result 5. Countries have strengthened capacity to implement the SDGs (SDG Target 17.9)			740,974	385,381	0	385,381	334,833	50,548

This computer generated report is certified by the Chief of Contribution Accounting and Donor Financial Reporting Branch (FINC)

Annual Country Report

Guinea Country Portfolio Budget 2021 (2019-2023)

Cumulative Financial Overview as at 31 December 2021 (Amount in USD)

Strategic Result	Strategic Outcome	Activity	Needs Based Plan	Allocated Contributions	Advance and Allocation	Allocated Resources	Expenditures	Balance of Resources
8	Humanitarian and Government partners have access to reliable transport and logistics services during crises	Provide Humanitarian Air Services (UNHAS) to government and other partners to facilitate access to areas of humanitarian interventions	3,067,621	1,580,051	0	1,580,051	1,535,276	44,775
		Provide on-demand supply chain services to the Government, humanitarian and development partners	871,200	0	0	0	0	0
Subtotal Strategic Result 8. Sharing of knowledge, expertise and technology strengthen global partnership support to country efforts to achieve the SDGs (SDG Target 17.16)			3,938,821	1,580,051	0	1,580,051	1,535,276	44,775
	Non SO Specific	Non Activity Specific	0	471,806	0	471,806	0	471,806
Subtotal Strategic Result			0	471,806	0	471,806	0	471,806
Total Direct Operational Cost			52,974,383	35,175,929	0	35,175,929	29,330,550	5,845,379
Direct Support Cost (DSC)			3,051,831	3,586,520	0	3,586,520	3,089,866	496,654
Total Direct Costs			56,026,214	38,762,449	0	38,762,449	32,420,416	6,342,033
Indirect Support Cost (ISC)			3,582,612	2,009,220		2,009,220	2,009,220	0
Grand Total			59,608,825	40,771,669	0	40,771,669	34,429,636	6,342,033

This donor financial report is interim



Wanee Piyabongkarn
Chief

Contribution Accounting and Donor Financial Reporting Branch

Columns Definition

Needs Based Plan

Latest approved version of operational needs. WFP's needs-based plans constitute an appeal for resources to implement operations which are designed based on needs assessments undertaken in collaboration with government counterparts and partners

Allocated Contributions

Allocated contributions include confirmed contributions with exchange rate variations, multilateral contributions, miscellaneous income, resource transferred, cost recovery and other financial adjustments (e.g. refinancing). It excludes internal advance and allocation and contributions that are stipulated by donor for use in future years.

Advance and allocation

Internal advanced/allocated resources but not repaid. This includes different types of internal advance (Internal Project Lending or Macro-advance Financing) and allocation (Immediate Response Account)

Allocated Resources

Sum of Allocated Contributions, Advance and Allocation

Expenditures

Cumulative monetary value of goods and services received and recorded within the reporting period

Balance of Resources

Allocated Resources minus Expenditures