



World Food
Programme

SAVING
LIVES

CHANGING
LIVES

Afghanistan

Annual Country Report 2021

Country Strategic Plan
2018 - 2022

Table of contents

Overview	3
Context and operations	7
RISK MANAGEMENT	8
Partnerships	10
CSP Financial Overview	11
Programme performance	14
STRATEGIC OUTCOME 01	14
STRATEGIC OUTCOME 02	18
STRATEGIC OUTCOME 03	21
STRATEGIC OUTCOME 04	23
STRATEGIC OUTCOME 05	25
STRATEGIC OUTCOME 06	27
Cross-cutting results	29
PROGRESS TOWARDS GENDER EQUALITY	29
PROTECTION AND ACCOUNTABILITY TO AFFECTED POPULATIONS	30
ENVIRONMENT	32
Data Notes	33
Annex	34
REPORTING ON BENEFICIARY INFORMATION IN WFP'S ANNUAL COUNTRY REPORTS	34
Figures and Indicators	35
WFP CONTRIBUTION TO SDGS	35
BENEFICIARIES BY SEX AND AGE GROUP	36
BENEFICIARIES BY RESIDENCE STATUS	37
BENEFICIARIES BY PROGRAMME AREA	37
ANNUAL FOOD TRANSFER	37
ANNUAL CASH BASED TRANSFER AND COMMODITY VOUCHER	38
STRATEGIC OUTCOME AND OUTPUT RESULTS	39
CROSS-CUTTING INDICATORS	52

Overview

The year 2021 was a year of momentous turmoil and change for the Afghan people defined by raging conflict, the withdrawal of foreign forces, the disintegration of the government and the ultimate takeover by the Taliban. After August Afghanistan became the world's largest humanitarian crisis with 24.4 million people 58 percent of the population in need of humanitarian assistance by the end of the year. The recurrent and successive shocks the people of Afghanistan have faced were exacerbated by unprecedented levels of conflict, the worst drought in decades and a severe economic crisis. The main driver of the rise in humanitarian needs is an unprecedented increase in acute food insecurity since records began, with 23 million people 55 percent of the population estimated to be facing Emergency or Crisis levels of food insecurity, including nine million people one step away from famine. This is a staggering 35 percent increase from the nearly 17 million people facing high levels of food insecurity during the same period in 2020.¹ To respond to the rapidly deteriorating situation, a system-wide 'Level 3' emergency was activated on 11 September 2021.

In response to the sharp deterioration in food security, WFP significantly scaled-up operations, providing life-saving food and nutrition assistance to 15 million people (51 percent female and 49 percent male). The number of people assisted monthly increased more than fivefold between August and December 2021, with 7.9 million people assisted in December compared to 1.5 million people assisted in August. Overall, this represents a 67 percent increase on beneficiaries reached in 2020 and 14 percent more than planned. Included in the total are 2.1 million children 6-59 months and pregnant and lactating women (PLW) who received malnutrition prevention and treatment services.

To facilitate the scale-up, deliveries increased dramatically with 197,000 mt of food received between September and December 30 percent more than the 146,000 mt received in the first eight months of the year. To deliver and receive these quantities, WFP increased its fleet from 133 to 171 trucks, increased warehousing capacity by 40 percent and initiated the opening of new corridors delivering food from Uzbekistan and Tajikistan. WFP and partners ensured the availability of food in areas that became inaccessible by road during the winter by strategically prepositioning over 23,000 mt of food and specialized nutrition products across the country.

Along with the scale-up in emergency response, WFP continued to leverage opportunities to protect livelihoods and build households' and communities' own productive capacities, with 250,000 people (49 percent female) benefitting from asset creation and skills training activities. WFP maintained support to 11,000 smallholder farmers who received training on marketing skills, post-harvest handling, nutrition, and gender mainstreaming. WFP continued to support the local economy, injecting USD 44 million into local markets through cash-based transfers and purchasing 192,000 mt of food locally at a value of USD 90 million.

While school feeding activities, particularly for girls, were impacted by school closures, WFP reached more than 145,000 boys and 200,000 girls with school-based meals and take-home rations. WFP continued to incentivize girls' education through the provision of take-home rations for primary school girls and cash transfers for secondary school girls.

WFP continued to play an integral role in the humanitarian community, managing the United Nations Humanitarian Air Service (UNHAS), leading the Cash Working Group and co-leading the Food Security and Agriculture Cluster with the Food and Agriculture Organization (FAO). In 2021, UNHAS became even more critical with the suspension of most commercial international flights in August. UNHAS established airbridges between Kabul and Islamabad (Pakistan), Dushanbe (Tajikistan), and Doha (Qatar) to facilitate the movement of humanitarian workers.

WFP led and supported food security and nutrition assessments, including the seasonal food security assessment (SFSA) and Integrated Food Security Phase Classification (IPC) analysis. WFP assessments supported geographic targeting and resource prioritization. Providing technical support and delivering a variety of trainings, WFP worked to strengthen capacities of implementing partners and the former Government of Afghanistan in food security and nutrition programmes.

WFP continued to prioritize gender equality, with the majority of activities receiving a Gender and Age Marker code of 4, reflecting the full integration of gender and age across activities.

15,027,705

Total beneficiaries in 2021



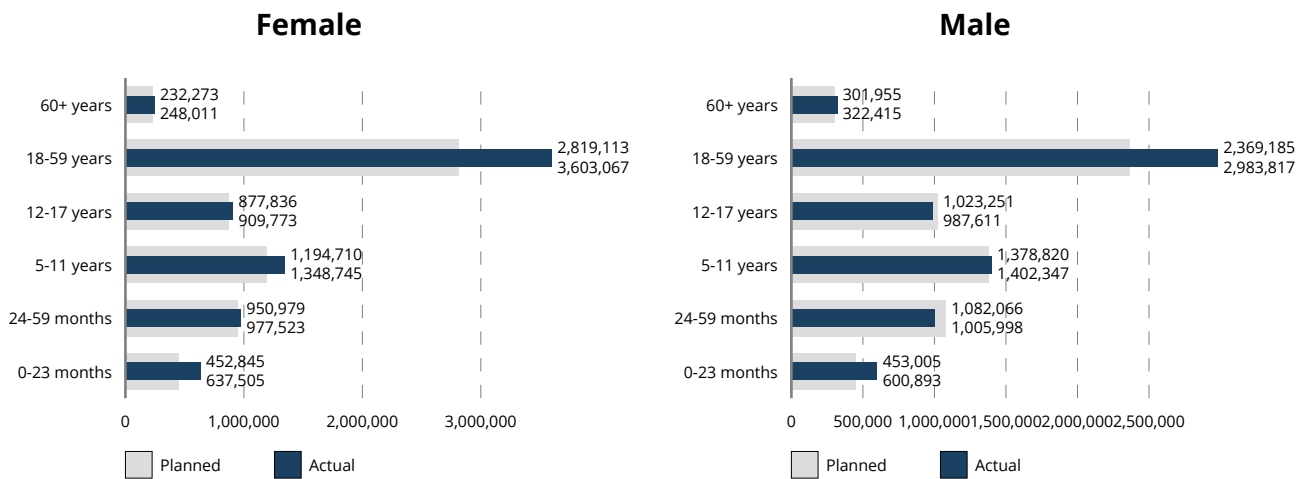
51% female



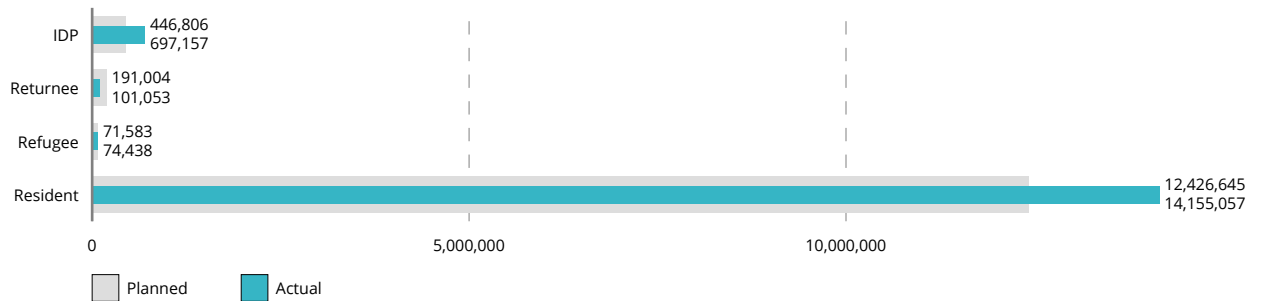
49% male

Estimated number of persons with disabilities: 3,005,541 (49% Female, 51% Male)

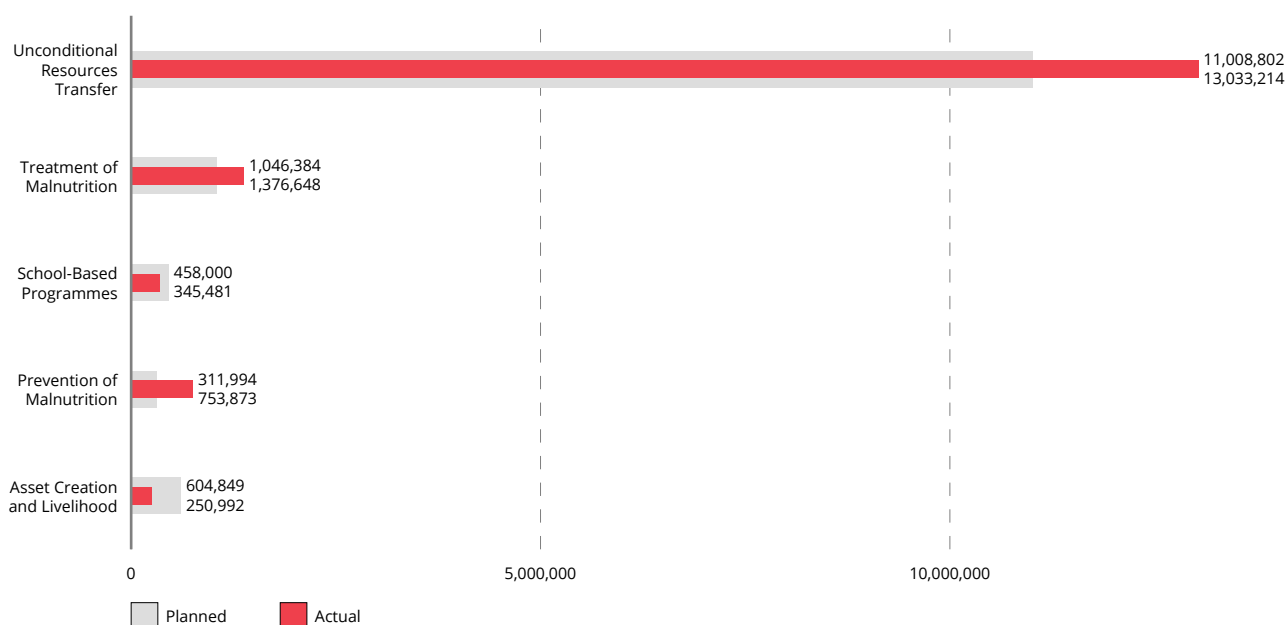
Beneficiaries by Sex and Age Group



Beneficiaries by Residence Status



Beneficiaries by Programme Area



Beneficiaries by Modality



12,347,534

total actual food beneficiaries in 2021

of 10,470,133 total planned

(6,395,712 Female, 5,951,822 Male)



2,680,171

total actual CBT beneficiaries in 2021

of 2,665,905 total planned

(1,320,103 Female, 1,360,068 Male)

Total Food and CBT



277,478 mt

total actual food transferred in 2021

of 357,993 mt total planned

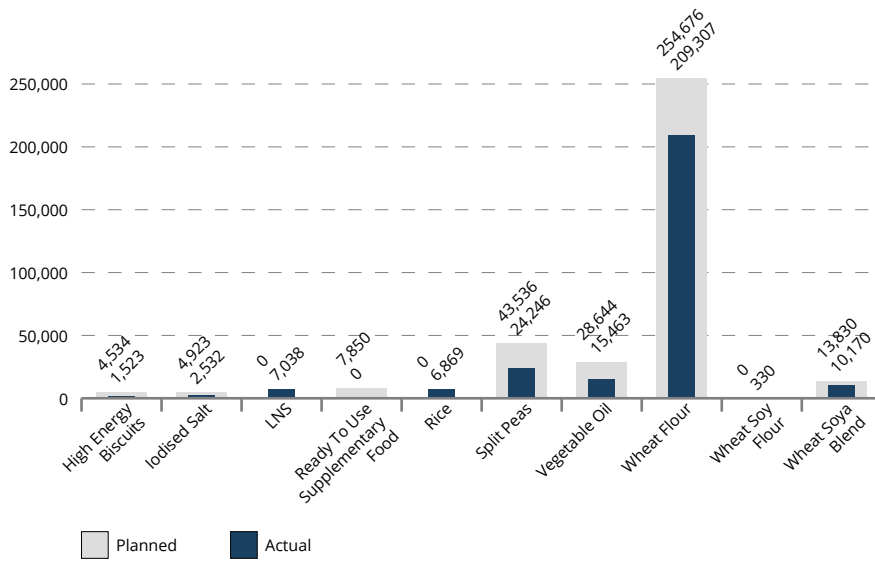


US\$ 43,805,423

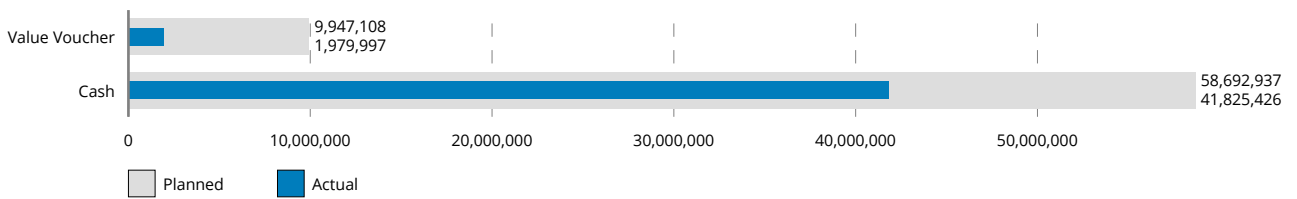
total actual cash transferred in 2021

of \$US 68,640,046 total planned

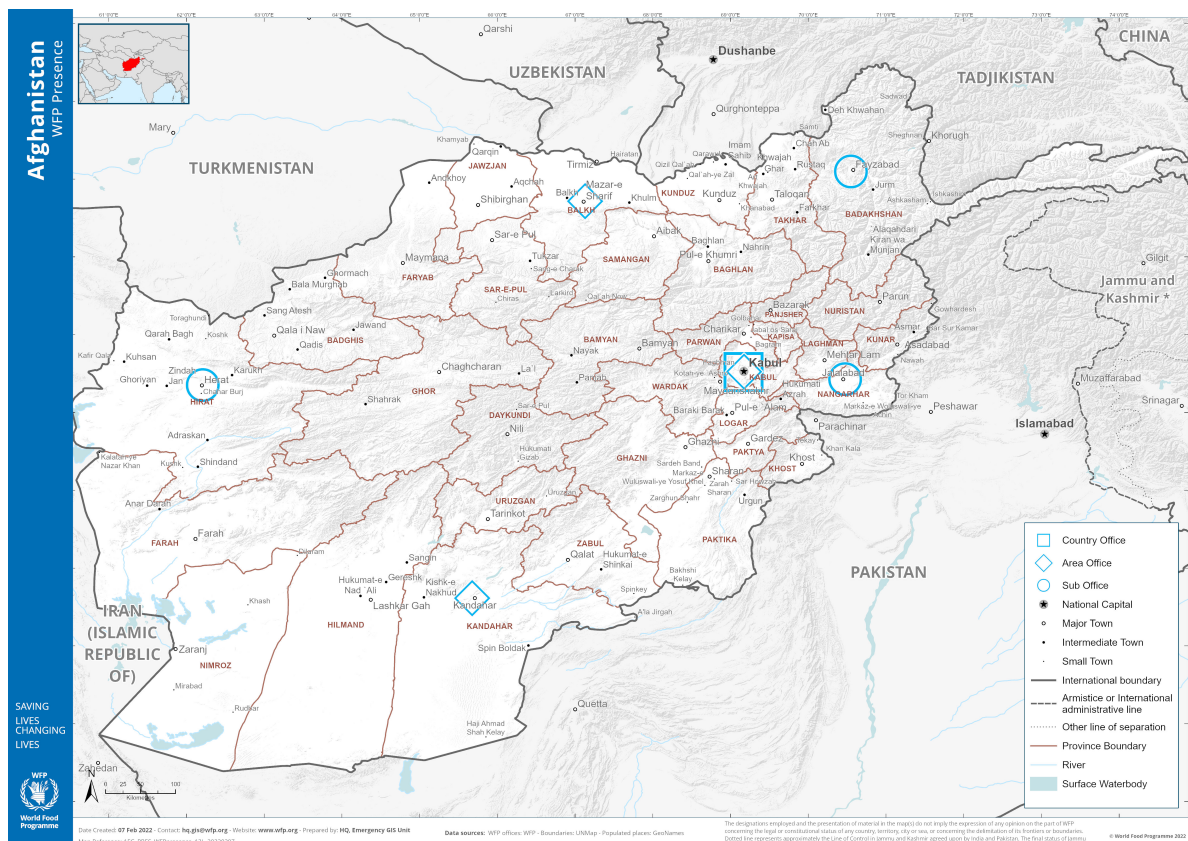
Annual Food Transfer



Annual Cash Based Transfer and Commodity Voucher



Context and operations



Context

Afghanistan is on the brink of humanitarian catastrophe. The economic meltdown, the devastating effects of four decades of conflict, back-to-back droughts, and the COVID-19 pandemic plunged millions more people into hunger. The food security situation has never been more alarming. More than half of Afghanistan's population of 41.7 million are facing acute food insecurity the highest number ever recorded in Afghanistan.¹ By end-2021, almost everyone (98 percent) was facing insufficient food consumption.² As one stark sign of this desperation, more than half of the population (57 percent) reported turning to drastic measures to feed their families by December, with more and more parents sacrificing their own meals just so their children could eat. This hunger crisis cut across socioeconomic divides, with urban residents for the first time suffering from food insecurity at similar rates to rural communities, marking the shifting face of hunger in the country.

Children and women are bearing a disproportional brunt of the suffering. At the end of 2021, half of all children under five (3.2 million) and 700,000 pregnant and lactating women (PLW) were anticipated to face a risk of acute malnutrition,³ with over one million children at risk of dying from severe acute malnutrition in the face of inaction. The collapse of life-saving services like healthcare could further accelerate the number of maternal, neonatal and child deaths.

The humanitarian crisis has been propelled by an economic and political crisis with far-reaching impacts. Donors and international financial institutions, who had previously funded 75 percent of public spending, froze disbursements to Afghanistan in August leading to a liquidity crisis. By December, banks were barely functioning, the national currency was at an all-time-low, prices had skyrocketed, hundreds of thousands of jobs had vanished, and the GDP had contracted by an estimated 40 percent since the start of the year. The economic crisis threatens to seriously jeopardize years of development gains, with almost all people (97 percent) projected to be living below the poverty line by mid-2022.⁴ These factors pushed food even further out of reach for everyday people, with average debt reportedly rising to more than four times the average monthly income. Almost all the families who reported not having enough to eat pointed to the fact that they simply did not have enough money to put food on the table.

While the events of August 2021 have accelerated the hunger crisis, the crisis is by no means new. Years of compounding crises have eroded people's capacity to withstand socioeconomic shocks. In 2021, Afghanistan faced the worst drought in decades, with 80 percent of the country suffering from severe or serious drought. The eruption of conflict particularly in the first three quarters of 2021 drove around 700,000 people from their homes around the

country, disrupting lives and livelihoods. While COVID-19 grabbed headlines throughout 2021, Afghanistan faced four other outbreaks in the year, including acute diarrhoea, polio, malaria and measles.⁵ All these factors collided with the economic crisis to make the situation in Afghanistan the worst humanitarian crisis globally.

Throughout 2021, WFP maintained access in all areas of the country across different spheres of territorial control and active frontlines.

Operations

The skyrocketing needs following August 2021 prompted WFP to undertake the largest scale-up in its 60-year history in Afghanistan. This involved accelerating a budget revision that enabled a scale-up to reach 15 million people in 2021 across all 34 provinces.

As waves of families lined up for relief many of whom had never turned to humanitarian assistance before WFP scaled up emergency food assistance under Strategic Outcome 1 to reach 13 million people. This included ramping up support to urban populations, who are for the first-time suffering from food insecurity at similar rates to rural communities. As conflict and the COVID-19 pandemic continued to assail the country through 2021, WFP responded with emergency food assistance to tens of thousands of people fleeing conflict, including internally displaced people, refugees and returnees, as well as people affected by the socioeconomic impacts of the COVID-19 pandemic. Amid the severe cash liquidity crisis, WFP launched commodity vouchers in Kabul in mid-December, with plans to expand to more provinces. These aim to further sustain the local economy and keep markets functional, along with WFP's existing cash distributions and value vouchers.

Work opportunities shrunk to just one day of work per week in December, and agricultural households found themselves struggling with a second drought in just under three years. Under Strategic Outcome 2, WFP continued to safeguard livelihoods against this deteriorating context through an expansion of asset creation and vocational skills training (VST) activities, which provide dignified livelihood opportunities or training on skills while simultaneously meeting immediate food needs.

Under Strategic Outcome 3, WFP adapted to deliver lifesaving nutrition programming and school feeding activities. While health services frayed, WFP continued to deliver its prevention and treatment of moderate acute malnutrition programmes, even doubling the number of mobile health and nutrition teams supported, to ensure that women and children in remote areas could continue to access services. WFP also ensured that school feeding programmes could continue amid the uncertainty. This included continuing to deliver on its successful cash-based transfer pilot for secondary school girls where access had been secured.

Under Strategic Outcome 4, WFP continued to support food systems through its wheat and soya value chains and flour fortification programming. Under Strategic Outcome 5, WFP worked with the previous Government and development partners on zero hunger policy and social protection up to August 2021. WFP supported the humanitarian and development community to better respond to the needs of affected populations through the provision of common services and platforms such as SCOPE for beneficiary and transfer management, supply chain, information and communication technology (ICT) and the provision of domestic humanitarian air services and international airbridges through the United Nations Humanitarian Air Service (UNHAS).

WFP increased its direct monitoring coverage across programmes by hiring additional field monitors around the country and complemented with increased remote monitoring.

Risk Management

The high-level risks that WFP continuously addressed in 2021 included political instability and associated insecurity. Economic decline, price and currency fluctuations, possible exposure to bribery, fraud and corruption, and the instability of the financial system posed further challenges to WFP's operations. The spread of COVID-19 compounded both operational and programmatic risks. The withdrawal of foreign forces, fall of the government and takeover by the Taliban in August introduced new risks, including to the supply chain with changes in official procedures related to customs clearance which increased processing time and subsequent delivery times. The severe lack of liquidity in the country also threatened WFP's ability to pay partners and staff and deliver cash-based assistance. Sanctions against the de facto authorities also posed significant risks to WFP's ability to operate in Afghanistan.

WFP continuously applied risk management principles and internal control procedures in decision making and addressing risks. WFP's risk register was reviewed and updated, and an internal document was developed to capture changes in the operating environment. To address supply chain risks, WFP increased the number of supply corridors, establishing routes from Tajikistan and Pakistan and increasing deliveries from Uzbekistan through an additional hub in Termez. In response to the cash crisis, WFP diversified the number of financial service providers to ensure continued

liquidity and introduced commodity vouchers. WFP developed a comprehensive strategy to prevent WFP resources from reaching sanctioned groups or individuals, engaging closely with partners to enforce its zero-tolerance policy.

Partnerships

In 2021, WFP received a significant amount of support from partners to enable operations to be scaled up in response to the rapidly unfolding humanitarian crisis. The country office significantly broadened its donor base, receiving contributions from 42 sources including private donors, international financial institutions and longstanding partners. WFP maintained strong relationships with donors through bilateral/general meetings, providing regular updates and advocating for needs, and demonstrating value for donor contributions.

In August WFP committed to staying and delivering for the people of Afghanistan despite uncertainty. This commitment has facilitated continued access to populations in need and respect for WFP's operations from all actors in Afghanistan, as well as international partners. As funding levels increased, WFP was able to quickly scale up operations, increasing the number of people assisted monthly from 1.5 million in August to 8 million in December. Thanks to these efforts, WFP was recognized as a partner of choice for many donors despite the challenging operating environment. WFP is extremely grateful to all its donors, whose timely support has been instrumental in saving lives and holding off a catastrophe in Afghanistan.

The country office continued to enhance collaboration and cooperation with UN agencies to ensure effective and efficient use of resources. WFP maintained strong collaboration with other UN agencies and contributed to SDG17, including by sharing data from WFP's corporate beneficiary and transfer management platform, SCOPE, with UNHCR. In addition, WFP co-chairs the UN Programme Management Team with UNICEF and has been a driving force in its reactivation and strategic positioning. WFP has also worked with the Resident Coordinator's Office in view of the transition towards the United Nations Sustainable Development Cooperation Framework (UNSDCF). WFP continued to strengthen its humanitarian leadership and coordination as co-lead of the Food Security and Agriculture Cluster and an active participant in the Nutrition, Health and Protection Clusters. Further, WFP co-chaired the Cash Working Group and led on the Common Cash Initiative, which aims to increase joint cash transfers by partners. WFP also funds and hosts the inter-agency Protection against Sexual Exploitation and Abuse (PSEA) coordinator and contributes to the inter-agency workplan on PSEA.

As part of the UN team in Afghanistan, WFP supported the development of the One-UN Transitional Engagement Framework (TEF) to assist Afghans in 2022. The TEF is the overarching strategic planning document, ensuring the coordination of the UN team's work to reduce the suffering of the people of Afghanistan by saving lives, sustaining essential services such as health and education and preserving essential community systems.

WFP also engaged with neighbouring countries to strengthen supply chain corridors for the substantial scale-up, and continued to enable the broader humanitarian response through the United Nations Humanitarian Air Service (UNHAS), which supported 160 humanitarian organizations across the country.

WFP worked closely with a strong pool of local, national and international NGOs on the implementation and monitoring of Country Strategic Plan activities.

CSP Financial Overview

In July 2021, WFP revised the budget for its Country Strategic Plan (CSP) from USD 197 million to USD 511 million in response to increasing needs as the country continued to face a complex emergency with protracted conflict, socio-economic challenges including the impact of COVID-19 and climate shocks. This revision took place ahead of the events of August and the release of the October Integrated Food Security Phase Classification (IPC), which highlighted a critical food security situation with 23 million people estimated to be facing acute hunger by November.

As the humanitarian crisis in the country unfolded, needs exponentially increased and a second budget revision to increase the budget for 2022 to USD 2.6 billion was submitted. In September, WFP issued emergency appeals requesting urgent support from partners to scale up lifesaving assistance programmes while borrowing from internal sources to enable immediate response. WFP is grateful to all donors who generously funded the operation, enabling the country office to assist 15 million people. WFP received a total of USD 1.13 billion; more than half of these contributions were confirmed in the last two months of the year and therefore carried forward to 2022.

Directed multilateral contributions continued to be the preferred option for donors and made up 98 percent of all contributions. In negotiations with donors, WFP ensured that most of the directed multilateral contributions were prioritized to activities facing resource shortfalls, which allowed flexibility and ensured resources were allocated to priority activities.





With commitments from donors, WFP was able to make use of corporate advance mechanisms, with a total of USD 534 million allocated in advance financing (USD 485 million through Internal Project Lending, and USD 49 million through the Immediate Response Account). Through the Global Commodity Management Facility (GCMF) the country office purchased 177,000 mt of food, representing approximately 35 percent of the total food purchases in Afghanistan in 2021. Through these facilities, WFP was able to make food available for prepositioning, as well as avert critical funding shortages, especially for the winter lean season. These mechanisms were instrumental in ensuring the maximum effectiveness of donor contributions and in mitigating critical pipeline breaks.

In 2021, emergency response activities under Strategic Outcome 1 received the greatest level of support, with 70 percent of resources directed to emergency food or cash-based assistance. Resilience building activities under Strategic Outcome 2 accounted for 10 percent, while nutrition activities under Strategic Outcome 3 received 12 percent of total contributions. Capacity strengthening activities under Strategic Outcome 4 and 5 accounted for less than one percent of the available funds, while common logistics, telecommunications and humanitarian air services under Strategic Outcome 6 received six percent of the total funding.

The proposed budget revision for 2022 constitutes a continuation of the strategic orientation of the CSP. It builds on previous revisions that enhanced the crisis response following shocks including drought and the COVID-19 pandemic. It will allow WFP to respond to and mitigate the most severe impacts of the drastic deterioration in the humanitarian situation facing the country. It will also expand and align activities under strategic outcomes 14 to deliver a robust food and nutrition crisis safety net for populations facing acute food insecurity while protecting livelihoods and gains made in education.

Annual CSP Financial Overview by Strategic Outcome

	Needs Based Plan	Implementation Plan	Available Resources	Expenditure
01: Vulnerable people in Afghanistan are able to meet their food and nutrition needs during and immediately after emergencies through 2022	297,930,792.0	160,590,089.0	723,257,337.0	285,738,417.0
02: Vulnerable people in Afghanistan are increasingly able to meet their food and nutrition needs on their own by 2022	52,246,544.0	20,272,861.0	101,356,062.0	14,115,846.0
03: Vulnerable people at each stage of the life cycle in target areas have improved nutrition by 2022	72,980,322.0	37,668,650.0	124,254,205.0	50,404,509.0
04: People throughout the country can have access to a wide range of fortified nutritious food products at affordable prices by 2022	6,376,882.0	5,403,456.0	4,602,245.0	2,091,000.0
05: National and subnational institutions have a strengthened policy approach to food security and nutrition by 2022	1,229,143.0	1,229,143.0	1,806,355.0	216,185.0
06: The Humanitarian community has enhanced capacity to respond to needs throughout the country through 2022	20,183,206.0	17,464,136.0	63,179,483.0	20,505,230.0
Non strategic outcome specific	0.0	0.0	0.0	0.0
Non strategic result and non strategic outcome specific	0.0	0.0	183,441,410.0	0.0
Total Direct Operational Cost	450,946,889.0	242,628,335.0	1,201,897,097.0	373,071,187.0

Direct Support Cost (DSC)	 29,589,873.0	15,682,908.0	48,936,302.0	17,192,212.0
Total Direct Costs	 480,536,762.0	258,311,243.0	1,250,833,399.0	390,263,399.0
Indirect Support Cost (ISC)	 30,984,666.0	16,790,231.0	58,433,364.0	58,433,364.0
Grand Total	 511,521,427.0	275,101,472.0	1,309,266,762.0	448,696,763.0

Programme performance

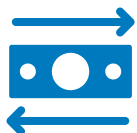
Strategic outcome 01: Vulnerable people in Afghanistan are able to meet their food and nutrition needs during and immediately after emergencies through 2022



13 million people reached in total with emergency food or cash-based assistance 6 million more than in 2020



250,000 mt of food distributed to beneficiaries



USD 40.8 million in cash-based transfers provided directly to beneficiaries



662,000 conflict-affected internally displaced persons (IDP) reached

Under Strategic Outcome 1, WFP provided emergency food or cash-based assistance to over 13 million food-insecure people 6 million more than the previous year to help them meet their food and nutrition needs during and immediately after emergencies. This included 10 million acutely food-insecure people receiving unconditional seasonal support in the form of food or cash-based assistance and 2.1 million people receiving assistance to offset the socio-economic impacts of COVID-19. WFP provided emergency assistance to food-insecure people displaced by conflict or affected by natural hazards, Afghan returnees from Pakistan and Iran, and Pakistani refugees.

In 2021, activities under Strategic Outcome 1 were fully resourced with more than 100 percent of the planned budget available by the end of the year. More than 50 percent of resources were received in the last quarter of the year to support activities in both 2021 and 2022. This generous support enabled WFP to significantly scale up operations, with the number of people assisted increasing by 45 percent between August and September and then increasing at an average monthly rate of 20 percent up to December. WFP's emergency response was primarily aimed at reducing food gaps amongst people facing Emergency or Crisis levels of acute food insecurity in both rural and urban areas.

A significant part of WFP's scale-up was conducted by expanding cash-based assistance, which represented approximately 20 percent of WFP's overall emergency assistance as well as an increase in the use of commodity vouchers through preselected retailers across key urban centres. WFP continued to strengthen accountability by increasing the use of SCOPE for biometric registrations, which helped to avoid duplication of assistance and enabled WFP to effectively target and reach the most vulnerable households in a more efficient and transparent manner. WFP also strengthened accountability by expanding on-site and remote monitoring of assistance.

Activity 1: Provide unconditional, nutrition-sensitive food assistance to vulnerable people

WFP implemented its activities in partnership with key stakeholders, including the Food Security and Agriculture Cluster (FSAC), the Inter-Cluster Coordination Team (ICCT), the United Nations Office for the Coordination of Humanitarian Affairs (OCHA), the International Organization for Migration (IOM), and the United Nations High Commissioner for Refugees (UNHCR). Prior to August 2021, WFP worked closely with key line ministries such as the Ministry of Agriculture, Irrigation and Livestock; the Ministry of Refugees and Repatriation; and the Afghanistan National Disaster Management Authority.

Unconditional seasonal support

Through the unconditional seasonal support programme, WFP reached 10 million acutely food-insecure people almost double the number reached in 2020. This includes 1.5 million people who received emergency assistance in the form of cash-based transfers. Given the substantial scale-up, WFP successfully reached more people than planned.

Prior to August, WFP's unconditional seasonal support was designed to cover the food security gaps of households in areas classified as IPC Phase 3 or above and designed to follow seasonal trends, with a focus on the period between harvests, particularly the winter lean season. To complement existing food resources, households received assistance for four months in the form of unconditional in-kind assistance or cash-based transfers. As it became clear that the scale and severity of needs far exceeded that of traditional seasonal drivers, WFP scaled up and shifted to a crisis response approach from September onwards.

Unconditional seasonal support post-distribution monitoring (PDM)¹ in February 2021 across five provinces that were targeted under the winterization response showed an overall decline in the proportion of people facing poor food consumption,² with half of surveyed households reporting poor food consumption compared to two-thirds in the December 2020 baseline. Despite this improvement, households reporting acceptable food consumption declined and remained very low. This pattern suggests that WFP's food assistance may have prevented households from falling from borderline to poor levels of food consumption, with the continuing deterioration of conditions in Afghanistan limiting the prospects for families and communities to move from borderline to acceptable levels of food consumption. Poor dietary diversity and frequency of meals remained widespread even following WFP's assistance, suggesting WFP's assistance successfully targeted highly vulnerable food-insecure households. In addition, two-thirds of households in both baseline and end line surveys reported using emergency or crisis coping livelihood strategies due to lack of food or other essential needs, with one in five households resorting to emergency livelihood coping strategies such as migrating, relying on charity or begging. This indicates that the majority of households are resorting to coping strategies that are likely to negatively impact their long-term coping capacity and future productivity. In addition, one in three households reported that most (65 percent or more) of their household expenditure was on food, suggesting significant economic vulnerability despite WFP's assistance. The proportion of households that reported borrowing primarily to buy food increased between surveys, likely due to the progression of the lean season during the period between surveys, and increasingly depleted food stocks and lack of income generating opportunities. Although there was an overall improvement between the baseline and end line surveys, half of households were not fully aware of the assistance programme, duration and targeting. WFP will continue strengthening efforts to provide timely and complete information about assistance packages to all beneficiaries.

Unconditional seasonal support PDM surveys in November across six provinces showed that 99 percent of households had either poor (81 percent) or borderline (19 percent) food consumption, highlighting the dire food security situation despite the assistance offered. The survey showed that the majority of households suffered from at least one form of shock, particularly loss of employment or reduced income, unaffordable food prices, and sickness. In addition, the majority of households had to borrow to buy food or to cover health expenses or rent, with one in five households showing negative coping strategies such as relying on charity or begging, spending less on education or healthcare, and selling productive assets. Findings indicate that most households consumed all their food entitlements in less than four weeks and that the vast majority of households who received cash-based assistance spent it on food. PDM results show that WFP targeted highly vulnerable households. Assistance was sufficient to prevent families from falling deeper into food insecurity, however families were largely unable to achieve a sustained increase in their food consumption levels to acceptable standards, in the context of sharply increasing needs.

Baseline and end line PDM surveys were conducted respectively in October and December 2021 among households supported with unconditional seasonal support in two provinces particularly impacted by drought (Ghor and Faryab). These surveys indicated that poor food consumption increased significantly among households in that time, from 55 percent (baseline) to 87 percent (end line). Meanwhile, almost no households reported acceptable food consumption levels, indicating the high level of food-insecurity of targeted households. Results showed a decrease in the use of emergency livelihood coping strategies, but still a considerably high number of households employing crisis coping strategies to survive. Similar to other PDMs among vulnerable groups, results showed that the majority of households experienced shocks in the form of drought, increases in food prices and reduced income or loss of employment. The worsening of the food security situation despite the food assistance received can be at least partially explained by the severe impact of drought in these provinces, along with the drastic impact of the economic crisis in later months of 2021.

Households acutely affected by the socio-economic impacts of COVID-19

To alleviate the food security crisis, WFP continued to provide assistance to families acutely affected by the socio-economic impacts of the COVID-19 pandemic in urban and rural areas. This was the second largest beneficiary category in 2021. WFP provided in-kind assistance to **1.2 million** people, predominantly in rural areas, to support households in meeting their food needs for four months. Meanwhile, WFP provided cash-based assistance for two months in urban areas to **893,000** severely vulnerable beneficiaries who suffered acute economic losses.

Following two months of cash-based assistance between November 2020 and February 2021, in January WFP conducted a PDM among households acutely affected by the economic impacts of COVID-19. Results showed that the vast majority of households had poor food consumption despite having received assistance from WFP. No households reported acceptable food consumption, indicating widespread challenges in food access, food frequency and dietary

diversity, as well as shocks experienced in the form of sickness, loss of employment or income reduction, and high levels of borrowing to buy food. WFP's COVID-19 beneficiaries' food security situation was significantly worse than that of the general population in each province as identified by the pre-lean season assessment in January 2021, indicating that WFP's targeting criteria successfully identified the most vulnerable households.

Conflict-affected internally displaced persons (IDPs)

Escalating levels of violence up to the second half of the year forcibly displaced many families across the country. Due to the high number of IDPs reported as a result of intensifying fighting in the lead-up to August, the number of IDPs assisted was significantly higher than planned, with a reach of **662,000** people. Assistance exceeded the planned number due to the escalation of violence and the resulting need for scaled-up assistance. WFP provided assistance in the form of either in-kind or cash-based transfers to cover household food needs for a period of three months. Specialized nutritious foods were provided to IDPs to prevent acute malnutrition among children 6-59 months and pregnant and lactating women (PLW). Local beneficiary identification and selection teams were formed to register vulnerable households for assistance. Selection teams were comprised of local community leaders, cooperating partners, third-party monitors, OCHA and other relevant UN agencies, as well as representatives of the previous Government of Afghanistan.

A July PDM among IDPs displaced by conflict across the country who received assistance from WFP found that all households suffered from either poor (88 percent) or borderline (12 percent) food consumption, as well as poor dietary diversity, indicating the alarming levels of vulnerability of this population group. Most IDP households reported having experienced shocks in the form of displacement, sickness, loss of employment or reduced income, as well as borrowing money to buy food, pay for healthcare, or shelter.

People affected by natural hazards

In 2021, flash floods were the major natural hazards that caused displacement, particularly in the central, southern and eastern regions. WFP provided food or cash-based assistance for two months to **33,000** people displaced by floods.

Returnees

Considering the precarious security situation and the fact that fewer returnees were reported, WFP reached fewer returnees than planned, providing unconditional food and cash-based transfers to **74,500** Afghans returning from Pakistan and Iran. WFP provided initial assistance on arrival at border crossings in the form of a one-month food ration for returnees. Subsequently, WFP provided cash-based transfers for three months to vulnerable returnee families at their destinations.

Findings from a PDM conducted in October for returnees from Pakistan and Iran who received cash-based assistance in Kabul indicate that four out of five households had poor food consumption levels, with the remaining households indicating borderline food consumption. Most households experienced shocks in the form of sickness and loss of employment or wages, along with resorting to negative coping strategies such as borrowing to buy food or pay for healthcare or shelter.

Refugees

WFP provided unconditional in-kind assistance for nine months to **74,400** refugees from Pakistan living in host communities and camps in Khost and Paktika provinces. Following joint assessments with UNHCR that identified high levels of vulnerability, WFP will extend the duration of assistance to refugees for a period of 12 months.

PDMs conducted in September among Pakistani refugee households in Khost and Paktika provinces found that these households overall had higher levels of food insecurity than the host community in both provinces, but relatively similar levels compared to vulnerable rural communities across Afghanistan.³ Results also showed that most refugee households resorted to emergency or crisis coping strategies, indicating refugees' reliance on charity or begging, as well as a lack of opportunities to engage in other types of livelihoods due to a lack of land ownership and precarious living conditions.

Key challenges and lessons learned

The first three quarters of 2021 were marked by escalating levels of violence and insecurity, significantly impacting access to affected populations and timeliness of assistance, particularly in conflict hotspots. WFP mitigated access disruptions through successful negotiations and its longstanding community acceptance approach.

To respond to the alarming level of needs identified in the second half of the year, WFP conducted a substantial scale-up of operations, adjusting its implementation plan and increasing the number of cooperating partners and financial service providers, as well as streamlining internal procedures to expedite the flow of project approvals and implementation to deliver timely assistance to vulnerable families. PDM indicates that short-term assistance (from two to four months in duration) is no longer sufficient to meet needs. Therefore, in 2022 WFP will introduce more

predictable and extended support (812 months in duration) for the most vulnerable, increasing rations across modalities to help them cope with the alarming levels of food insecurity and malnutrition.

In view of the significant scale-up, WFP prepositioned emergency food items in areas that remain hard-to-reach due to road blockages during the harsh winter months. The scale-up was underpinned by an increase in fleet capacity, increased mobile storage and warehouse facilities, and negotiations to streamline efficient customs and import processes to avoid delays in the arrival of food items and ensure a smooth cross border movement. In addition, to meet the scale-up requirements and avoid pipeline shortfalls, procurement from regional suppliers (e.g., Pakistan and Kazakhstan) was substantially increased and the capacity of supply chain corridors' infrastructure enhanced. WFP also continued to support and maximize local milling capacity to produce fortified wheat flour for the crisis response, which has been fundamental for the current scale-up of the food security emergency operation, especially when delays have been caused by border closures and customs delays.

Considering supply chain disruptions due to intermittent border closures, WFP made the decision to proceed with distributions, provided that the staple food item of wheat flour was available to ensure emergency affected populations received food assistance as soon as possible. In such cases, beneficiaries did not receive a complete food basket as planned.

The severe liquidity crisis affected the implementation of cash-based transfer (CBT) activities, as well as the ability to transfer payments to vendors and partners in-country. This was mitigated by using flexible payment modalities and diversifying financial service providers, including mobile money operators, remittance exchange companies, and local banks to implement CBT. WFP introduced commodity vouchers in December to further mitigate risks associated with continuing financial market uncertainty.

Due to the unprecedented challenges experienced in the form of high levels of violence and insecurity, as well as political instability and COVID-19, PDM activities were particularly affected this year, with fewer baseline and end line surveys conducted than planned under WFP's emergency response. However, WFP was able to adapt and conduct several PDM surveys in either face-to-face or remote modalities across beneficiary categories and in multiple locations.

Gender and Age Marker

Gender was fully integrated in the implementation of activities under Strategic Outcome 1, as evidenced by the Gender and Age Marker code 4 for all activities. This was achieved through gender-sensitive vulnerability criteria, which ensured targeted assistance to diverse beneficiaries. WFP systematically applied safe distribution practices in all food and cash-based distributions, such as separate waiting areas for male and female recipients.

WFP GENDER AND AGE MARKER

CSP ACTIVITY	GAM MONITORING CODE
Provide unconditional, nutrition-sensitive food assistance to vulnerable people	4

Strategic outcome 02: Vulnerable people in Afghanistan are increasingly able to meet their food and nutrition needs on their own by 2022

FFA



214,400 food-insecure people across 19 provinces reached with asset creation activities

36,500 food-insecure people across 7 provinces through vocational skills training activities

251,000 people in total reached through asset creation and vocational skills training activities

Under Strategic Outcome 2, WFP provided livelihood support to 251,000 food-insecure people through asset creation and vocational skills training (VST) activities to address their immediate food needs and improve livelihoods in the long-term through productive community assets or marketable skills. Communities facing multiple layers of vulnerability such as drought and economic shocks, IDPs, and returnees received livelihood support in target locations.

Funding for Strategic Outcome 2 was low in the first three quarters of 2021, which limited implementation achievements against the plan in terms of both number of people reached under asset creation and VST activities and assets built or restored. Following the events in August and WFP's scale-up, additional funding was received in late November which enabled the scale-up under this Strategic Outcome to commence in December and be carried over into 2022. While the lack of funding limited the design and delivery of the longer-term projects, efforts were made to direct short-term limited funds towards longer-term interventions by focusing on scaling up existing projects which were implemented in a few phases to help address the livelihoods needs of vulnerable communities. Livelihood programming requires consistent investments over time, making predictable and confirmed resources essential to build the resilience of vulnerable communities.

Two proposals were developed for the Green Climate Fund (GCF) in early 2021: The Simplified Approval Process (SAP) concept note, Strengthening resilience to drought of food insecure populations in Nuristan, Badakhshan and Badghis Provinces in Afghanistan through integrated climate-risk management, was developed and submitted to the GCF, which provided positive feedback to proceed to full proposal development. Provincial, district and community level consultations took place virtually with relevant stakeholders, cooperating partners and community development councils in the three target provinces to support the project result framework and embed ground realities in the full funding proposal. The proposal envisaged close work with national institutions, including the Ministry of Agriculture, Irrigation and Livestock (MAIL), Afghanistan National Disaster Management Authority (ANDMA) and the Afghanistan Meteorological Department (AMD). The GCF Multiyear Readiness proposal was also developed at the request of and in close cooperation with the National Environmental Protection Agency (NEPA), which acted as the GCF focal point in the country. This proposal mainly focused on institutional capacity building and strengthening capacities to scale up climate financing in Afghanistan. Following the events in August, all GCF work in the country was declared on hold until further notice.

Activity 2: Provide conditional, nutrition-sensitive and gender-transformative livelihood support to vulnerable people

Prior to the events in August, WFP worked with the Ministry of Rural Rehabilitation and Development (MRRD) at national and local levels, provincial departments of MAIL, and the National Water Affairs Regulation Authority (NWARA) to plan, design and monitor asset creation activities. For better coordination of asset creation activities, a Memorandum of Understanding was signed with MAIL and NWARA. Similarly, WFP coordinated VST activities with the Ministry of Labour and Social Affairs' (MoLSA) provincial offices. As of September, WFP engagement with de facto authorities was limited to only that necessary to ensure programme continuity for asset creation projects and VST activities. Affected populations were engaged throughout the project cycle, including in the selection, design and implementation of activities, and handover of assets to local community development councils.

Asset creation

WFP supported 214,400 food-insecure people in 19 provinces with short-term food or cash assistance coupled with asset creation activities, including constructing or rehabilitating flood protection walls, check dams, community roads and irrigation canals, reforestation and establishing kitchen gardens. Assets are designed to build household and community resilience against natural disasters, build resilience towards future shocks and strengthen rural livelihoods by generating employment.

The type of assets created or rehabilitated were selected following community consultations and according to the needs of local communities. Target figures were determined on the basis of previous years, as well as on plans and partnerships with local organizations. Due to limited funding for this activity, WFP could not reach the planned number of people benefiting from food or cash-based assistance coupled with community assets, which in turn affected achievements for some of the assets built or restored. However, thanks to collaborative partnerships with local specialized organizations which helped to provide non-food items, WFP saw the successful completion of some assets beyond planned targets, particularly in relation to water management systems such as check dams and water harvesting systems, as well as existing nurseries.

Post-distribution monitoring (PDM) suggested that the food assistance prevented families from falling into deeper levels of food insecurity, but there was no improvement from the baseline. This indicates the need for increased in-kind rations or CBT transfer value, as well as increased programme duration. Nonetheless, results show that the vast majority (81 percent) of families reported benefiting from an enhanced livelihood asset base, indicating that the projects were appropriately tailored to the needs of the communities.

Vocational skills training (VST)

WFP supported 36,500 food-insecure people in seven provinces through VST activities and cash-based assistance using SCOPE, focusing on returnees and prolonged internally displaced persons (IDPs). Women were trained in kitchen gardening, food processing, tailoring, advanced carpet weaving, bag making and different types of embroidery, while men were trained in electrical engineering, mobile repair, modern carpentry, house wiring, motorbike repair and home appliance repair. These projects were selected through a process of community consultation, and most of them also included literacy/numeracy training, business mentorship or entrepreneurship components to enhance participants' understanding of micro-business development and management.

The implementation of VST was impacted by limited resources, which meant that in the first half of the year WFP had to rely on carryover funding from 2020. In late November, WFP received additional funding and was able to scale up VST activities from December and into 2022. Following the events in August, this activity faced significant disruption as de facto authorities were preventing female participants from engaging in VST activities. This led to several projects in which female participants were prevented from participating in trainings but nonetheless received their cash entitlements from WFP. Following successful negotiations with the de facto authorities, VST projects resumed in September across all targeted provinces, while activities in Kabul resumed in late November. In cases where female participants were prevented from completing the trainings, WFP will extend the project duration into 2022 to ensure they can fully engage in trainings as planned.

In addition, efforts began to further expand partnerships with non-governmental organizations in some regions to ensure timely implementation and delivery of livelihood assistance especially at times of operational scale-up.

Another challenge was the disruption in financial services that delayed cash distributions for VST and some asset creation projects. Some VSTs were also suspended by the former government due to COVID-19 or conflict in some areas, preventing the participants from following the curriculum as planned. However, intensive/longer training hours were organized as the situation improved to compensate for the learning hours lost.

Almost none of the families participating in VST had acceptable levels of food consumption according to PDM surveys, and there was no improvement from the baseline. These results were significantly lower than targets given the overall deterioration in food security across the country, indicating the high level of vulnerability among targeted households. In addition, households reported substantial levels of stress due to food shortages, including relying on less preferred and less expensive food, limiting portion sizes and reducing frequency of meals, or borrowing from friends or relatives for food.

Activity 3: Provide capacity strengthening to emergency preparedness institutions

Minimum preparedness actions (MPAs) were implemented and updated regularly at country office level across all functional units. The end-year review reflects that around 85 percent of MPAs were implemented or updated. Due to COVID-19 and travel restrictions in 2021, MPAs were not rolled out at field office level. This is expected to take place in 2022.

The initial concept of Strengthening resilience to drought of food insecure populations in Nuristan, Badakhshan and Badghis Provinces in Afghanistan through integrated climate-risk management was developed and submitted to the Green Climate Fund (GCF), which provided positive feedback to proceed to full proposal development. Provincial level consultations took place virtually with relevant stakeholders and cooperating partners in the three target provinces to improve the project result framework and embed ground realities in the full funding proposal. Following the events in August, the GCF work remains on hold until further notice.

Before the events in August, WFP was positioned to support the National Environmental Protection Agency (NEPA) to formulate a multiyear strategic readiness proposal on strengthening capacities to scale up climate financing in

Afghanistan and the development of country-driven scientific studies to feed project formulation on climate finance. Following the political transition in August, this project also remains on hold.

Gender and Age Marker

Gender was fully integrated Activity 2, as reflected by the Gender and Age Marker code of 3. WFP ensured that livelihoods support interventions were designed in consultation with women and men, reflecting their needs.

WFP GENDER AND AGE MARKER

CSP ACTIVITY	GAM MONITORING CODE
Provide conditional, nutrition-sensitive and gender transformative livelihood support to vulnerable people	3
Provide capacity strengthening to emergency preparedness institutions	N/A

Strategic outcome 03: Vulnerable people at each stage of the life cycle in target areas have improved nutrition by 2022



Over **520,000** children (6-59 months) and **210,000** pregnant and lactating women reached through the **prevention of acute malnutrition programme**



Around **880,000** children (6-59 months) and **500,000** pregnant and lactating women reached through the **treatment of acute malnutrition programme**



345,000 children reached through the **school feeding programme** with on-site meals and take-home rations



Around **10,000** children (6-23 months) and **11,000** pregnant and lactating women reached through the **prevention of stunting pilot programme**

Under Strategic Outcome 3, WFP implemented nutrition activities to prevent and treat malnutrition among 2.1 million children aged 6 to 59 months, and pregnant and lactating women (PLW). WFP focused on responding to the severely deteriorated nutrition situation by expanding both prevention and treatment of acute malnutrition activities in all provinces where the prevalence of Global Acute Malnutrition (GAM) exceeded the World Health Organization (WHO) emergency threshold of 15 percent (or over 10 percent when accompanied by aggravating factors such as severe drought). Under the prevention of stunting pilot programme, nearly 10,000 children (6-23 months old) and some 11,000 PLW benefited from specialized nutritious foods as well as Social Behavior Change Communication. Activities were implemented in two districts in Badakhshan province. Through its school feeding programme, WFP provided nutritious snacks, take-home rations and cash incentives to 345,500 schoolchildren to improve school enrolment, attendance, gender balance and retention. The school feeding programme was implemented in four high priority provinces with high rates of out of schoolchildren, though a number of on-site school feeding activities were disrupted by school closures. Schoolchildren in 28 provinces also benefited from a deworming campaign.

In 2021, activities under Strategic Outcome 3 benefited from a healthy level of funding with 100 percent of the planned budget available by year end. This enabled WFP to significantly scale up operations, reaching 2.5 times the number of beneficiaries planned under the prevention and treatment of malnutrition activities. Children and PLW were provided with specialized nutrition foods under the prevention and treatment programmes. When the demand for Super Cereal globally outpaced supply and resulted in pipeline breaks of the commodity, a global nutrition supply working group for Afghanistan was established together with HQ and Regional Bureau teams to mitigate shortfalls. The group ensured that Afghanistan, considering the high rates of malnutrition, was prioritized for supply of Super Cereal and looked at ways to both increase and diversify sources of specialized nutritious foods. Other mitigation measures included looking at alternative commodities and modalities, including cash-based transfers, to support prevention and treatment of malnutrition among PLW. In line with the rest of the programme, much of the funding for Strategic Outcome 3 was made available in the last quarter of the year and is therefore carried forward to support implementation in 2022.

Prevention of acute malnutrition

Under the prevention programme, more than 520,000 children ages 6-59 months and 210,000 PLW received specialized nutritious foods. As the emergency response scaled up, first in response to drought and increased conflict in the first half of the year and then as a result of the deteriorating economic situation, WFP's blanket prevention programme started to be delivered as an integrated package together with general food assistance to the most vulnerable households. Despite the scale-up of prevention activities, WFP monitoring data shows a significant deterioration at the outcome level. The proportion of children (6-23 months old) who have received a minimum acceptable diet dropped 20 percentage points from 26 percent in 2020 to six percent in 2021. This can be attributed to the prevailing high levels of food insecurity and unaffordability of nutritious diets, limiting access. To mitigate this in 2022, WFP has increased ration sizes and the duration of assistance under its emergency programme. The coverage of the prevention programme will also be increased in 2022, aligning with the emergency programme and ensuring the most vulnerable receive prevention support as well as general food assistance in an integrated manner.

Treatment of acute malnutrition

Through the treatment programme, 880,000 children ages 6-59 months and 500,000 PLW received specialized nutritious foods in 30 provinces. WFP expanded coverage of the treatment programme through an increase in the number of fixed health facilities and mobile health and nutrition teams through which services could be accessed. Treatment activities were delivered as part of the Integrated Management of Acute Malnutrition package delivered by WFP and partners, which includes community outreach, outpatient treatment for moderate and severe acute malnutrition and inpatient treatment for severe acute malnutrition. At the outcome level, the programme achieved a high recovery rate, with 84 percent of participants recovering from malnutrition. The mortality and non-response rates remained close to zero and were improved over last year. At 15 percent, the default rate is within acceptable standards, although slightly higher than the previous year (12 percent) and remains a significant improvement from 2019 (26 percent). The elevated default rate is attributed to interruptions in access to nutrition services resulting from the fall of the government and takeover by the Taliban, with the highest rates recorded during the months of July to September. A deterioration in dietary diversity for women was also seen, likely driven by the high levels of food insecurity and unaffordability of nutritious diet across the country. In 2022, WFP is working closely with partners to monitor and address access barriers, including through the expansion of mobile health and nutrition teams which help to bring services closer to participants.

School feeding

WFP's school feeding programme supported 200,000 primary and secondary school girls and 145,000 primary school boys with on-site school meals and take-home rations. The school feeding programme was disrupted due to irregular access to school as a result of the conflict and Taliban takeover. Assistance to secondary school girls was particularly impacted, as they were not permitted to attend school in most areas. To incentivize girls' education, WFP continued to provide take-home rations to primary school girls and cash-based incentives to secondary school girls where possible. For on-site school meals, the retention rate was high at 100 percent, while the dropout rate was zero, indicating that WFP's assistance was effective at keeping children in school.¹ For take-home rations, WFP-assisted schools overall saw an 11 percent increase in enrolment while the attendance rate remained high at 91 percent, indicating that WFP's assistance can encourage children's participation in schooling. In addition, WFP supported 108 community-based education classes, which occur outside of the public system in remote and rural areas. Initial experiences were positive and in 2022 WFP's school meals support will extend to 2,000 community-based education classes.

Throughout 2021, WFP maintained strong partnerships with key health, nutrition and education partners, most notably UNICEF in addition to national and international NGOs. Prior to the change in government in August 2021, WFP had worked closely with the Public Nutrition Directorate of the Ministry of Public Health and provincial public health directorates to deliver nutrition services. In 2022, WFP is further strengthening its partnership with UNICEF to expand malnutrition treatment services, as well as support to community-based education.

Gender and Age Marker

All activities under Strategic Outcome 3 received the Gender and Age Marker code 4, which reflects the full integration of gender and age into the implementation of activities.

WFP GENDER AND AGE MARKER

CSP ACTIVITY	GAM MONITORING CODE
Provide a comprehensive, gender-transformative package for the prevention and treatment of malnutrition, including services, appropriate specialized nutritious foods and SBCC, to targeted individuals and their communities	4

Strategic outcome 04: People throughout the country can have access to a wide range of fortified nutritious food products at affordable prices by 2022



11,168 smallholder farmers supported through **wheat value chain** strengthening projects



1,910 smallholder farmers across 63 common interest groups supported by WFP together with FAO through the **soya value chain** strengthening activity



38 wheat flour mills, including five new mills, supported to improve their food safety and quality standards under the **flour fortification programme**



205,000 mt of fortified wheat flour produced by the millers, of which **78.78 percent** was procured by WFP for its humanitarian assistance

Under Strategic Outcome 4, WFP assisted partners in developing, strengthening and expanding nutritional value chains through a combination of activities that support smallholder farmers; increase linkages between producers, processors, and markets; support wheat flour fortification; and build on efforts to make soya a viable crop in Afghanistan. Activities are designed to strengthen food systems, making them more resilient and nutrition-sensitive with a view to making locally produced fortified nutritious foods widely available to the general population at affordable prices. In 2021, WFP capitalized on momentum built in 2020 to continue implementing its activities with a broader focus on market-based nutrition interventions, as well as gender mainstreaming and income generation activities focused on rural women.

In 2021, activities under Strategic Outcome 4 were 72 percent funded against the needs-based plan. Compared to 2020 where activities were only 51 percent funded, this is a significant improvement. The higher level of funding enabled a 32 percent increase in the number of people supported and the extension of wheat value chain activities to three new areas in Herat, Kandahar and Takhar. WFP has developed a resilience strategy that will support stronger advocacy for activities under Strategic Outcome 4. As emergency activities are scaled-up in 2022, WFP will seek opportunities to protect livelihoods and build households' and communities own productive capacity.

Supporting value chains for nutritious food requires attention to the interlinked components of supply, demand, and consumption. Agricultural value chain projects require support through the pre-planting and post-harvest season to ensure linkages throughout the value chain, from seed production to consumption. This requires long-term, predictable funding. In 2021, wheat value chain projects were partially affected by a short funding cycle that limited all components to 10 months and led to a narrower focus on cultivation and post-harvest components with limited time to obtain the required outcomes of the activities for all project areas.

Wheat value chain strengthening

Through wheat value chain strengthening projects, WFP supported 11,168 smallholder farmers: 2,908 women and 8,260 men. WFP provided technical assistance, agricultural equipment, inputs (e.g., certified wheat seeds, fertilizers, construction of irrigations canals, establishment of greenhouses), and capacity strengthening trainings on the management of farmer cooperatives, hygiene and nutrition awareness, harvest and post-harvest practices, as well as dairy production, fish farming and poultry as income-generating activities for women, enabling them to increase their production and income.

Soya value chain strengthening

Under the soya value chain strengthening activity, WFP partnered with the Food and Agriculture Organization (FAO) to support 1,910 smallholder farmers organized into 63 common interest groups to increase production, access processors and markets. WFP supported demand for soya products by trialing a mixed wheat-soya flour (90 percent wheat and 10 percent soya flour) as part of its food assistance package in Afghanistan. WFP procured 330 mt of

wheat-soya flour from supported farmers which was distributed to 22,000 households under the emergency programme. WFP’s post-distribution monitoring found high acceptance of wheat-soya flour with 95 percent acceptability rate among beneficiaries in all three targeted provinces. The purchase of an additional 200 mt of soya flour is currently underway, which will be used to produce 1,000 mt of wheat-soya flour.

Flour fortification

Through the flour fortification programme, WFP supported 38 wheat flour mills. Five new mills were supported to improve their food safety and quality standards and onboarded in 2021. A total of 205,000 mt of fortified wheat flour was produced by the millers, of which 78 percent was procured by WFP for its humanitarian assistance. This is a 38 percent increase compared to 2020.

In 2021, value chain strengthening activities began in April, and activities are expected to be completed in April 2022. Information regarding the outcomes for increased productivity of smallholder farmers and hectares of rainfed land converted to irrigated land are expected to be generated once the formal end line assessments are carried out after the projects are closed. Wheat farmers in the northern and western regions were connected to flour millers participating in WFP’s flour fortification programme, enabling them to supply their wheat grain to millers, thereby linking them to local markets.

In 2021, WFP continued to partner with the key technical ministries including the Ministry of Agriculture, Irrigation and Livestock and the Ministry of Public Health. Collaboration with the Government shifted towards community-based engagement following the fall of the Government in August. Some key partnerships were also established with three supply-side agencies for the implementation of wheat value chain projects that resulted in the expansion of activities to additional geographical areas and assisted a greater number of participants.

Lessons Learned

Timing is critical in agricultural value chains. Implementation experience showed that due to agriculture seasonality, timely input distribution allows farmers to effectively plan for cultivation and prepare water catchments, hence reducing the risk of poor yields.

Gender and Age Marker

All activities under Strategic Outcome 4 received a Gender and Age Marker code of 4, which reflects the full integration of gender and age into the implementation of activities. Targeted activities were implemented to build women’s capacity in rural areas, including income-generating activities such as the establishment of kitchen gardens, greenhouses, self-help groups, poultry, fish farming and dairy production, including market linkages.

WFP GENDER AND AGE MARKER

CSP ACTIVITY	GAM MONITORING CODE
Provide support to the Government and commercial partners in developing, strengthening and expanding nutritional value chains	4

Strategic outcome 05: National and subnational institutions have a strengthened policy approach to food security and nutrition by 2022

Under Strategic Outcome 5, WFP had supported the previous Government and partners on recognition of SDG2 as a key development priority, particularly in relation to social protection. The fall of the Government in August 2021 brought government capacity strengthening activities and development-oriented projects to a halt.

In 2021, activities under Strategic Outcome 5 were fully resourced, with more than 100 percent of planned budget available. Political uncertainty and the events of August 2021 meant limited expenditure against the budget for capacity strengthening of government entities.

Afghanistan Food Security and Nutrition Agenda (AFSeN-A)

In the first half of 2021, WFP continued supporting the Afghanistan Food Security and Nutrition Agenda (AFSeN-A), a multi-stakeholder platform that coordinated national efforts towards zero hunger and advocacy for Sustainable Development Goal (SDG) 2.

WFP, in collaboration with UN agencies, supported the previous government to prepare for the Food Systems Summit (FSS) in New York and the Tokyo Nutrition for Growth (N4G) Summit. WFP and FAO facilitated national and subnational level dialogues for FSS and N4G summits, as well as government participation in the Pre-Summit events.

At the outcome level, through AFSeN-A, WFP together with other agencies and key line ministries supported the launch of two frameworks, the Country pathway and Theories of Change for the FSS and Country Road Map for the Global Action Plan on Child Wasting.

Early Warning, Early Finance and Early Action (ENETAWF) programme

WFP supported the strengthening of national social protection interventions through the design and operationalization of the Drought Early Warning, Early Finance and Early Action (ENETAWF, meaning 'resilience' in Dari) programme which was a programme led by the World Bank that sought to increase food and nutrition security for 500,000 highly vulnerable households living in drought-prone rural areas and to lay the foundation of a future national shock-responsive safety net system.

WFP participated in the Early Warning committee of the ENETAWF and supported the previous government with the analysis of food security, agricultural and meteorological information including the potential integration of innovative platforms such as PRISM to inform decision-making. The ENETAWF programme was approved by the previous government, but actual implementation did not start due to the subsequent crisis.

Humanitarian-development-peace nexus

WFP's partnership with the Institute of Development Studies (IDS) to operationalize the nexus approach across the Country Strategic Plan (CSP) was impacted by the Taliban takeover in August 2021. As a result, the political and economic analyses were refocused to understand the new and emerging context and inform the UN Transitional Engagement Framework (TEF) for Afghanistan.

Key partnerships for activities under Strategic Outcome 5 include FAO, UNICEF, WHO, the Resident Coordinator's Office, the World Bank, previous government entities, and research institutions, including IDS, as well as the Overseas Development Institute (ODI) which is conducting a situation analysis and a mapping of national and international social protection stakeholders in the current context. WFP continues engaging with partners, including through the Programme Management Team and TEF Thematic Collaboration Groups, on new ways of engaging on social protection and promoting zero hunger in the new context.

Implementation of activities under Strategic Outcome 5 faced significant challenges due to increasing political uncertainty in the first half of 2021, and due to activities being put on hold in the second half of the year. In 2022, WFP will focus on supporting communities in the absence of large-scale social safety nets systems.

Gender and Age Marker

WFP integrated age and gender into activities under Strategic Outcome 5 as evidenced by the Gender and Age Marker code of 4.

WFP GENDER AND AGE MARKER

CSP ACTIVITY	GAM MONITORING CODE
Provide support to government officials and partners in enhancing the coherence of zero-hunger policy, particularly related to social protection, and the recognition of zero hunger as a development priority	4

Strategic outcome 06: The Humanitarian community has enhanced capacity to respond to needs throughout the country through 2022



15,000 humanitarian passengers transported across the country by the United Nations Humanitarian Air Service (UNHAS)



96 percent user satisfaction rate received for UNHAS' services



4,000 m² of storage space made available as part of supply chain services

Under Strategic Outcome 6, WFP aimed to enable an efficient and effective humanitarian response through the provision of common services: digital beneficiary management (SCOPE), supply chain, information and communications technology (ICT), information management (activity 7) and humanitarian air services (activity 8).

In 2021, Activity 7 was 32 percent funded against the needs-based plan and WFP advocated with donors to allocate funds to this activity. The low level of funding resulted in reduced implementation of planned activities. Planned activities were also disrupted by the events in August 2021 which led to WFP redirecting humanitarian efforts towards immediate emergency relief provisioning. At the end of August 2021, Activity 8, the United Nations Humanitarian Air Service (UNHAS), was only 61 percent funded against the needs-based plan; however, by the end of the following month, UNHAS was fully resourced. This supported the beginning of UNHAS international flights and the resumption of domestic flights both of which had been affected by the withdrawal of foreign forces, fall of the government and takeover by the Taliban. UNHAS expenditures exceeded the planned budget set at the beginning of the year, as neither international flights nor the increased operational costs post-August 2021 were planned. In line with the rest of the programme, most contributions were received in the last quarter of the year with 83 percent of available resources received from September onwards and are therefore being carried forward into 2022.

Activity 7: Provide SCOPE, supply chain, ICT and information management and provision services to partners to promote effective field operations

SCOPE

SCOPE is WFP's corporate beneficiary and transfer management platform. In line with WFP's duty of care to our beneficiaries on their data privacy, WFP collects the minimum amount of personal data, capturing only what is necessary for the provision of humanitarian assistance. The information is secured on servers with stringent physical and cyber security safeguards in place.

By leveraging WFP's SCOPE platform, WFP aims to increase the capacity of UN agencies and partners to register, analyze and manage digital beneficiary data to strengthen accountability and support planning and coordination for assistance to the most vulnerable. The beneficiary data stored in SCOPE can be used to identify trends, emerging needs and issues, allowing WFP and partners to better understand their beneficiaries and their context. This informs programming and allows for the provision of more meaningful services. In 2021, WFP engaged in discussions with other UN agencies and partners on data sharing to reduce duplications in efforts to register beneficiaries and enhance assurances so that the most vulnerable receive the assistance they need.

Supply Chain

Under Activity 7, WFP provided supply chain services to other UN agencies and international organizations such as IOM, UNICEF, UNOCHA, and ICRC across five provinces. WFP provided over 4,000 m² of storage space; provided transport services for 600 mt of medical non-food items; constructed six platforms for temperature-controlled containers; and provided power for ten temperature-controlled containers. In 2021, WFP saw a continued steady demand for services worth USD 420,200 equivalent to the total value of services provided since WFP's service provision launched in February 2020.

Moreover, the Logistics Working Group conducted a rapid Gaps and Needs Analysis (GNA). This comprehensive exercise consisted of consulting 15 organisations to map and analyse logistics needs throughout the country. The recommendations will inform the Working Group's strategic interventions in the coming years.

The provision of these services on behalf of other agencies is a recognition of WFP's experience and ability to provide services in a cost efficient and timely manner. WFP shares its technical expertise in logistics through these partnerships to serve the people of Afghanistan and to further the achievement of the Sustainable Development Goals.

ICT

WFP provided very high frequency (VHF) digital mobile radio network services and telecommunications support to UN agencies through a Memorandum of Understanding (MoU) that covers service delivery, telecommunications equipment setup, radio programming, procurement process assistance and protocol process support, and ensures full cost recovery. Moreover, WFP in collaboration with the United Nations Department for Safety and Security (UNDSS) worked on the Radio Room consolidation project, as well as the implementation of the Telecommunication Security Standard (TESS) mission 2019 report recommendations, to ensure efficient ICT service delivery during emergencies.

Activity 8: Provide humanitarian air services to partners until appropriate alternatives become available

In 2021, UNHAS continued to be a critical service in the country by facilitating access to key locations in support of life-saving programmes. UNHAS offered passenger and light cargo transport for the humanitarian community to areas of crisis and intervention.

In 2021, UNHAS saw a 16 percent increase in the number of passengers transported. Throughout the year, UNHAS connected these passengers to three new international destinations and 20 regular domestic destinations, enabling 15,000 humanitarians to reach the most vulnerable across the country. UNHAS continued to evacuate humanitarians from remote parts of the country. While the number of medical evacuations remained in line with 2020, the number of security-related evacuations increased in line with the heightened levels of conflict and political uncertainty. The sustained demand for UNHAS corresponded with continued infrastructure gaps and the lack of safe alternative commercial flights.

Following the suspension of international flights and the closure of Kabul International Airport in August 2021, UNHAS reassessed and realigned its activities to meet the needs of the humanitarian community. On 29 August, UNHAS began operating international flights between Islamabad and the provinces of Mazar, Kandahar and Herat. The airlink to Kabul was established on 12 September, just one month after commercial international flights were suspended. Airlinks to Dushanbe and Doha quickly followed. By the end of 2021, UNHAS had enabled 2,500 humanitarian passengers to get to and from Afghanistan.

Results from UNHAS's annual Passenger Satisfaction Survey showed high levels of user satisfaction, with 96 percent of users reporting that they are satisfied with the service they received. Despite the challenges of 2021, user satisfaction increased nine percentage points from 87 percent in 2020. High levels of satisfaction were attributed to the reliability of cargo delivery within lead time, the efficiency of the UNHAS Booking Office and a positive in-flight experience.

Gender and Age Marker

Gender was fully integrated into and was a primary focus of activities under Activity 7 (SCOPE, ICT and Supply Chain) and Activity 8 (UNHAS) of Strategic Outcome 6. This is reflected in the Gender and Age Marker codes 4 and 3, respectively, for these activities.

WFP GENDER AND AGE MARKER

CSP ACTIVITY	GAM MONITORING CODE
Provide SCOPE, supply chain, ICT and information management and provision services to partners to promote effective field operations	4
Provide humanitarian air services to partners until appropriate alternatives become available	3

Cross-cutting results

Progress towards gender equality

Improved gender equality and women's empowerment among WFP-assisted population

Afghanistan made important gains in gender equality in the past two decades, especially in maternal health, girls' education, and women's political representation. Still, in 2020 Afghanistan ranked 169 out of 189 countries on the Gender Inequality Index. Afghan girls were twice as likely as boys to never enroll in primary school, and women were three times less likely to participate in the labor force than men. These inequalities were driven by a combination of conservative gender norms, conflict and weak service delivery to rural areas. Shortages of female healthcare workers and teachers also had direct impacts on gender equality, as well as on access to healthcare and education. The Taliban's takeover in August triggered economic collapse and ideological restrictions on women's work, education, and mobility, all of which threaten to reverse the gains of the past two decades.

Since August, WFP has advocated for assurances that its female staff can work with unimpeded access to deliver assistance and to consult with women, girls and other groups in communities served. As of December 2021, female WFP staff have been reporting to all of WFP's six area offices. The female staff for WFP's contractors have also been accessing field sites in all the provinces in which WFP operates for both monitoring and service delivery activities.

In response to growing food insecurity, as well as healthcare shortages, WFP, together with UNICEF, scaled up its support for mobile health and nutrition teams (MHNTs). The number of WFP-supported MHNTs increased from 72 in August 2021 to 158 by the end of 2021. Bringing services closer to women and children, these MHNTs reach remote areas of 24 provinces, providing treatment for moderate acute malnutrition.

WFP takes measures to ensure both women and men staff engage in beneficiary identification and selection, thus further sensitizing programming to women's and girls' needs. WFP also facilitates women's safe and easy access to food distribution sites, such as separate distribution and waiting areas and information desks. These efforts have continued throughout the 2021 scale-up, with empowering effects for women. Under the seasonal support programme, the proportion of households where decisions over the use of the transfer (cash or food) were jointly made by women increased from 30 percent in 2020 to 48 percent in 2021.

WFP's Community Feedback Mechanism (CFM) has remained operational, and female caller usage increased post-August along with men. The gender balance of female callers remained stable throughout the year, averaging 28 percent, indicating that women's usage of the CFM was not negatively affected after August 2021. This CFM female participation rate is significant for Afghanistan, given women's lower telephone access and conservative gender norms in general. Women's gendered vulnerabilities are being recorded in the CFM, as the CFM data entry system, SugarCRM, disaggregates by sex. In 2021, 18 percent of callers to disclose a vulnerability were women from female-headed households. The CFM has a high first contact closure rate with 95 percent of calls closed on first contact and information collected used to strengthen programmes.

Protection and accountability to affected populations

Affected populations are able to benefit from WFP programmes in a manner that ensures and promotes their safety, dignity and integrity. Affected populations are able to hold WFP and partners accountable for meeting their hunger needs in a manner that reflects their views and preferences

Protection concerns in Afghanistan are defined by conflict, insecurity, social and cultural norms, gender inequality, a lack of livelihood opportunities, difficult access to asylum in neighboring countries and subsequent displacement that is born from a combination of these factors. Accountability to Affected Populations (AAP) concerns relate to the high level of illiteracy, especially amongst the female population, the limited avenues for accessing information, and the high dependency on word-of-mouth information sharing among Afghan communities. Post-August 2021, protection actors noted an increase in human rights concerns, particularly for individuals at risk, such as human rights defenders, ex-soldiers, ex-government employees, journalists, and persons belonging to certain religious, ethnic, and other minority groups. Due to the security situation post-August, some protection activities were suspended temporarily, worsening the already limited access to protection services required for gender-based violence (GBV) survivors, children, people with disabilities, and minorities.

The third quarter Protection Cluster report indicates that due to discriminatory and punitive gender norms, 35 percent of female respondents feel unsafe, while 25 percent of men report the same. GBV remains grossly underreported with increased concerns around data privacy, further reducing the collection of GBV data. Child labor is reported to have 'dramatically' worsened from 13 percent of households in the first quarter to 30 percent in the third quarter reporting that they had to resort to it, especially in locations relying on agricultural and informal labor.

Capacity strengthening and dedicated support to partners in their focus on protection and accountability was a priority for WFP in 2021. WFP worked with partners to pilot the Right Way Guidelines which are designed by WFP to provide detailed considerations for WFP and cooperating partner staff in mainstreaming protection throughout the programme and operational cycles. WFP also invested in technical support to undertake a conflict sensitivity analysis and a political economy analysis (conflict dynamics) to inform the Country Strategic Plan and ongoing activities. Lessons from these analyses are being integrated; however, the changed dynamics require refreshed conflict analysis which is scoped for 2022.

Following the events of August, WFP invested in strengthening the protection and accountability capacity of the country office. This includes additional recruitment of protection and accountability staff (international and national) and enhanced collaborations with the Protection Cluster, the Disability and Inclusion Working Group, and Handicap International. WFP is also focusing on expanding collaboration with organizations of persons with disabilities (OPDs). However, while this activity was paused following the exodus of OPD representatives post-August, it will resume at the safest possible opportunity.

WFP has also commenced formal collaboration with UNICEF for protection support to highly vulnerable children, with the partnership likely to extend to other protection caseloads and partners in 2022. WFP also undertook a rapid protection assessment to capture protection risks and necessary mitigations in WFP's activities and operations. One risk identified was the absence of protection actors on the ground, especially in remote locations. This has limited the access to protection services including GBV and child protection services. WFP has been working closely with protection actors to coordinate referrals to the greatest extent possible. WFP also undertook a Rapid Data Privacy Impact Assessment to understand the risks to data privacy arising out of the changes in national leadership. This rapid assessment is now being complemented by a comprehensive Privacy Impact Assessment on Beneficiary Data Rights which commenced in the fourth quarter of 2021.

WFP has an active Community Feedback Mechanism (CFM) which is centrally managed. The toll-free helpline and WFP email account are connected to SugarCRM (Complaints Reporting Mechanism) for data collection and analysis. Efforts to improve capturing and recording data from the helpdesks is a priority for 2022.

The Country Office also prioritizes Protection from Sexual Exploitation and Abuse (PSEA) and has focal points established. WFP is also active in the Interagency PSEA Working Group, including through resourcing the coordinator for the working group.

Overall, between January and December 2021, 8,728 cases were registered on SugarCRM. Starting in September 2021, there was a noticeable increase in emails and calls following the events of August 2021, a trend that was also

experienced by other agencies' CFMs. Men represented slightly over 70 percent of the CFM users, with women represented 28 percent. Ninety-six percent of callers were aged 18 to 59, with <1 percent below 18, and 2 percent elderly (60+). Across 2021, 307 individuals, representing 4 percent of the users, disclosed having a specific vulnerability of which 34 percent were persons with disabilities, 18 percent were female headed households, 18 percent were single parents, and the remainder were undisclosed.

Eighty five percent of the calls were requests for assistance, including for food rather than cash, and this increased in August, consistent with the changes in the economic situation of Afghanistan. WFP carefully considers beneficiary preferences when making decisions on the choice of modality for its various activities. The CFM has a high first contact closure rate with 95 percent of calls closed on first contact. WFP also maintains a close collaboration with the Humanitarian Interagency AAP helpline, Awaaz, through sharing programme information with Awaaz to share with callers.

WFP has documented a low level of awareness of WFP feedback systems and WFP core duties. Remedies have been resourced for 2022, including research into community feedback and information needs and preferences, development of a community engagement strategy, increased visibility and expansion of the WFP CFM, and increased engagement with community representative groups for increased diversity of engagement. Under the seasonal support programme, 99 percent of surveyed households reported that they can receive assistance without safety challenges.

Environment

Targeted communities benefit from WFP programmes in a manner that does not harm the environment

Environmental degradation is a result of and contributing factor to the multiple crises Afghanistan faces. Decades of conflict have led to the destruction of land, reduced harvests, livestock mortality and displacement. Afghanistan has weak institutions for peacefully managing competing claims to ownership and control of natural resources, which in turn fuels conflict. A lack of economic diversification has resulted in livelihoods which are heavily reliant on the natural environment and are highly sensitive to climate shocks. Conflict, poverty and environmental degradation are thus significant interlinking factors in the humanitarian crisis.

Afghanistan is highly vulnerable to climate shocks, with over 75 percent of the population reliant on the country's natural resource base for their livelihoods. In 2021, a La Niña drought severely impacted food production. Preliminary estimates record the 2021 cereal harvest as 20 percent below 2020 levels, when communities were still reeling from the impacts of the severe drought in 2018. Compared to 2020, the number of households reporting cereal stock of less than three months doubled from 28 to 57 percent. These increasingly recurrent droughts not only have adverse impacts at household and community levels in terms of food and nutrition security, livelihood security, water, sanitation and health, and coping capacities, but also on ecosystems (especially on land and water resources) as well as at macro levels in terms of drought-induced displacements and conflicts over scarce natural resources.

Natural resource management is of paramount importance to sustainable development and improved local livelihoods. However, in Afghanistan, widespread poverty, insecurity of tenure and resource access, and the ongoing conflict generate a situation where short-term needs are frequently prioritized over long-term sustainability and the effects of desertification, drought and climate change are particularly evident.

Under Strategic Outcome 2, WFP focuses on building resilience and enhancing livelihoods through asset creation and vocational skills training activities. Through asset creation activities, WFP supported vulnerable households in addressing their immediate food needs through cash-based transfers or food assistance, while at the same time promoting long-term food security and resilience. Assets such as irrigation canals, flood protection walls and water ponds were created to help improve food availability at the household level and reduce the risk of disaster. Under Strategic Outcome 4, WFP supports smallholder farmers with training in climate-sensitive agricultural practices and value chain development for livelihood diversification and income generation.

WFP continued to improve the resource efficiency of its operations through sustainable infrastructure design, ensuring temperature retention features and use of locally available materials to the extent possible for all security, office, and warehouse upgrades carried out in 2021. WFP carried out a cost-benefit analysis to understand the impact of a 50 kVA solar power project started in 2020 in Faizabad. The analysis showed that the move to solar power reduced carbon emissions by 107,000 kg and reduced energy costs by around USD 35,000.

Data Notes

Overview

1. Integrated Food Security Phase Classification (IPC) Projection for November 2021 to March 2022:
<http://www.ipcinfo.org/ipc-country-analysis/details-map/en/c/1155210/?iso3=AFG>

Context and Operations

1. Integrated Food Security Phase Classification (IPC) Projection for November 2021 to March 2022:
<http://www.ipcinfo.org/ipc-country-analysis/details-map/en/c/1155210/?iso3=AFG>
2. WFP GeoPoll Survey December 2021: <https://docs.wfp.org/api/documents/WFP-0000135654/download/>
3. Afghanistan national nutrition cluster
4. United Nations Development Programme (UNDP) Economic Instability and Uncertainty in Afghanistan after August 15
<https://www.undp.org/publications/economic-instability-and-uncertainty-afghanistan-after-august-15>
5. World Health Organization (WHO)

Partnerships

The Country Office received donations from: Afghanistan Humanitarian Fund, Australia, Austria, Belgium, Canada, Czech Republic, Denmark, Estonia, the European Commission, Faroe Islands, Finland, France, Germany, Iceland, Italy, Japan, Luxembourg, Norway, Poland, Portugal, Private donors, Republic of Korea, Romania, Russia, Slovenia, Spain, Sweden, Switzerland, Thailand, UN CERF, UK, USA and the World Bank.

Strategic outcome 01

1. The sampling frames of post-distribution monitoring (PDM) across beneficiary groups differ slightly, with PDMs for some groups covering beneficiaries registered under SCOPE, while PDMs for other groups cover all beneficiaries irrespective of SCOPE registration.
2. The food consumption score is a proxy indicator for food security that measures the diversity of household diets, and how frequently food is consumed. The food consumption score is calculated using the frequency of consumption of eight food groups by a household during the 7 days before the survey using standardized weights for each of the food groups reflecting its respective nutrient density, and then classifies households as having 'poor', 'borderline' or 'acceptable' food consumption.
3. Post-distribution monitoring for Pakistan refugees was conducted remotely and with a reduced version of survey questionnaires in 2020. In addition, the modality has changed between 2020 and 2021.

Strategic outcome 02

Conditional seasonal support beneficiaries are represented as general distribution beneficiaries as in the indicator table.

Strategic outcome 03

1. Data for retention, dropout and attendance rates for school students are not fully representative as they are based on a limited sample size.

Environment

Environmental and social risk screening in partnerships agreements are still under process

Annex

Reporting on beneficiary information in WFP's annual country reports

To produce estimates of the total number of unique beneficiaries WFP has assisted yearly, the data from all activities and transfer modalities must be adjusted to eliminate overlaps and add new beneficiaries. This exercise is based on WFP's understanding of the local context, partnerships and activities; the resulting adjusted totals are recorded in COMET. The process of calculating these adjusted totals follows the rules established during the activity planning stage, these rules can be amended to reflect new information that emerges once implementation begins.

The final estimated number of beneficiaries assisted in each country is validated by country offices and entered in COMET at the end of every year:


- the total number of beneficiaries, which is the sum of all direct beneficiaries reached under all country level activities, based on the adjusted totals that seek to eliminate overlap;
- the total number of beneficiaries receiving food transfers, cash-based transfers and commodity vouchers or capacity strengthening, the sum of all direct beneficiaries reached under the activities for each of these transfer modalities, based on the adjusted estimates that seek to eliminate overlap;
- the total number of beneficiaries assisted under each programme area, the sum of all direct beneficiaries reached under WFP's eight programme areas at the country level;
- the number of schoolchildren assisted under school-based programmes, the sum of all participants assisted under the school-based programmes, adjusted to exclude overlaps and activity supporters such as teachers and cooks.

Although WFP conducts quality assurance to provide beneficiary data which are as accurate as possible, numerous challenges remain regarding data collection, verification, entry and processing. Beneficiary numbers in ACRs should be considered "best estimates", subject to over- and under- estimation.

For the 2021 reporting period, disability data has been collected using a variety of approaches; the WHO 15 percent global disability prevalence average, head counts in single activities, or disaggregation of data from post distribution monitoring reports (PDMs). As standardised guidance was not available in WFP prior to 2020, these methods have varied according to the existing needs, capacity, and experience of various WFP activities and operational contexts. Moving forward, as part of the 2020 disability inclusion road map, WFP is building on continued efforts to mainstream and standardise disability data collection methodologies, aligning with international standards and best practices.

Figures and Indicators

WFP contribution to SDGs

 SDG 2: End hunger, achieve food security and improved nutrition and promote sustainable agriculture											
WFP Strategic Goal 1: Support countries to achieve zero hunger						WFP Contribution (by WFP, or by governments or partners with WFP Support)					
SDG Indicator	National Results					SDG-related indicator	Direct				Indirect
	Unit	Female	Male	Overall	Year		Unit	Female	Male	Overall	
Prevalence of undernourishment	%			29.9	2021	Number of people reached (by WFP, or by governments or partners with WFP support) to improve their food security	Number	2,304,977	2,136,211	4,441,188	16286308
						Number of people reached (by WFP, or by governments or partners with WFP support) in the context of emergency and protracted crisis response	Number	949,819	988,587	1,938,406	13568840
Prevalence of malnutrition among children under 5 years of age, by type (wasting and overweight)	% wasting			5.13	2021	Number of people reached (by WFP, or by governments or partners with WFP support) with interventions to prevent and treat malnutrition (moderate acute malnutrition)	Number	1,499,973	629,748	2,129,721	2129721
Average income of small-scale food producers, by sex and indigenous status	US\$					Number of small-scale food producers reached (by WFP, or by governments or partners with WFP support) with interventions that contribute to improved incomes	Number	3,408	10,170	13,578	95046
Proportion of agricultural area under productive and sustainable agriculture	%					Number of people reached (by WFP, or by governments or partners with WFP support) with interventions that aim to ensure productive and sustainable food systems	Number	2	46	48	41
						Number of hectares of land rehabilitated (by WFP, or by governments or partners with WFP support)	Ha			1,600	



SDG 17: Strengthen the means of implementation and revitalize the global partnership for sustainable development

WFP Strategic Goal 2: Partner to support implementation of the SDGs				WFP Contribution (by WFP, or by governments or partners with WFP Support)			
SDG Indicator	National Results			SDG-related indicator	Direct		Indirect
	Unit	Overall	Year		Unit	Overall	
Number of countries with mechanisms in place to enhance policy coherence of sustainable development	Number			Number of mechanisms (by type) developed (by WFP, or by governments or partners with WFP support) to enhance policy coherence (linked to zero hunger)	Number	4	
Number of countries reporting progress in multi-stakeholder development effectiveness monitoring frameworks that support the achievement of the sustainable development goals	Number			Number of partners participating in multi-stakeholder partnerships (including common services and coordination platforms where WFP plays a leading or coordinating role)	Number	205	22
Foreign direct investments (FDI), official development assistance and South-South Cooperation as a proportion of total domestic budget	%			Dollar value of resources mobilized (by WFP) to increase government or national stakeholder access to financial resources to achieve the SDGs	US\$	177,799	120000
Dollar value of financial and technical assistance (including through North-South, South-South and triangular cooperation) committed to developing countries	US\$	709.51	2021	Dollar value (within WFP portfolio) of technical assistance and country capacity strengthening interventions (including facilitation of South-South and triangular cooperation)	US\$	254,000	150000

Beneficiaries by Sex and Age Group

Beneficiary Category	Gender	Planned	Actual	% Actual vs. Planned
Total Beneficiaries	male	6,608,282	7,303,081	111%
	female	6,527,756	7,724,624	118%
	total	13,136,038	15,027,705	114%
By Age Group				
0-23 months	male	453,005	600,893	133%
	female	452,845	637,505	141%
	total	905,850	1,238,398	137%
24-59 months	male	1,082,066	1,005,998	93%
	female	950,979	977,523	103%
	total	2,033,045	1,983,521	98%
5-11 years	male	1,378,820	1,402,347	102%
	female	1,194,710	1,348,745	113%
	total	2,573,530	2,751,092	107%
12-17 years	male	1,023,251	987,611	97%
	female	877,836	909,773	104%
	total	1,901,087	1,897,384	100%

Beneficiary Category	Gender	Planned	Actual	% Actual vs. Planned
18-59 years	male	2,369,185	2,983,817	126%
	female	2,819,113	3,603,067	128%
	total	5,188,298	6,586,884	127%
60+ years	male	301,955	322,415	107%
	female	232,273	248,011	107%
	total	534,228	570,426	107%

Beneficiaries by Residence Status

Residence Status	Planned	Actual	% Actual vs. Planned
Resident	12,426,645	14,155,057	114%
Refugee	71,583	74,438	104%
Returnee	191,004	101,053	53%
IDP	446,806	697,157	156%

Beneficiaries by Programme Area

Programme Area	Planned	Actual	% Actual vs. Planned
Asset Creation and Livelihood	604,849	250,992	41%
Prevention of Malnutrition	311,994	753,873	241%
School-Based Programmes	458,000	345,481	75%
Treatment of Malnutrition	1,046,384	1,376,648	131%
Unconditional Resources Transfer	11,008,802	13,033,214	118%

Annual Food Transfer

Commodities	Planned Distribution (mt)	Actual Distribution (mt)	% Actual vs. Planned
Everyone has access to food			
Strategic Outcome: Strategic Outcome 01			
High Energy Biscuits	166	73	44%
Iodised Salt	4,587	2,479	54%
LNS	0	0	0%
Ready To Use Supplementary Food	0	0	0%
Rice	0	6,869	-
Split Peas	39,669	23,451	59%
Vegetable Oil	21,642	13,209	61%
Wheat Flour	227,566	203,745	90%
Wheat Soy Flour	0	330	-
Wheat Soya Blend	0	0	0%
Strategic Outcome: Strategic Outcome 02			

Commodities	Planned Distribution (mt)	Actual Distribution (mt)	% Actual vs. Planned
Iodised Salt	335	53	16%
Ready To Use Supplementary Food	0	0	0%
Split Peas	3,867	795	21%
Vegetable Oil	2,682	551	21%
Wheat Flour	27,110	5,562	21%
No one suffers from malnutrition			
Strategic Outcome: Strategic Outcome 03			
High Energy Biscuits	4,368	1,449	33%
LNS	0	7,038	-
Ready To Use Supplementary Food	7,850	0	0%
Vegetable Oil	4,320	1,703	39%
Wheat Soya Blend	13,830	10,170	74%

Annual Cash Based Transfer and Commodity Voucher

Modality	Planned Distribution (CBT)	Actual Distribution (CBT)	% Actual vs. Planned
Everyone has access to food			
Cash	52,975,711	39,659,919	75%
Value Voucher	0	1,108,214	-
Cash	957,927	938,630	98%
Value Voucher	9,947,108	871,783	9%
No one suffers from malnutrition			
Cash	4,759,299	1,226,876	26%

Strategic Outcome and Output Results

Strategic Outcome 01: Vulnerable people in Afghanistan are able to meet their food and nutrition needs during and immediately after emergencies through 2022				Crisis Response	
Output Results					
Activity 01: Provide unconditional, nutrition-sensitive food assistance to vulnerable people					
Detailed Indicator	Beneficiary Group	Sub Activity	Unit of measure	Planned	Actual
A.1: Beneficiaries receiving cash-based transfers	All	General Distribution	Female	1,150,536	1,234,608
			Male	1,197,495	1,310,010
			Total	2,348,031	2,544,618
A.1: Beneficiaries receiving food transfers	All	General Distribution	Female	4,126,169	5,139,413
			Male	4,294,586	5,349,183
			Total	8,420,755	10,488,596
A.2: Food transfers			MT	293,631	250,156
A.3: Cash-based transfers			US\$	52,975,711	40,768,133

Output Results				
Activity 01: Provide unconditional, nutrition-sensitive food assistance to vulnerable people				
Output indicator	Detailed indicator	Unit of measure	Planned	Actual
B: Vulnerable people receive nutrition-sensitive food or cash transfers in order to meet their basic food and nutrition needs and support stability				
General Distribution				
B.1: Quantity of fortified food provided	B.1.1: Quantity of fortified food provided	Mt	253,795.36	200,823.56

Outcome Results								
Activity 01: Provide unconditional, nutrition-sensitive food assistance to vulnerable people								
Outcome Indicator	Sex	Baseline	End-CSP Target	2021 Target	2021 Follow-up	2020 Follow-up	2019 Follow-up	source
Target Group: AHF SSUP - Location: Afghanistan - Modality: Cash, Food - Subactivity: General Distribution								
Consumption-based Coping Strategy Index (Average)	Overall	9		<9	7			WFP programme monitoring
Food Consumption Score: Percentage of households with Acceptable Food Consumption Score	Overall	1		>1	1			WFP programme monitoring
Food Consumption Score: Percentage of households with Borderline Food Consumption Score	Overall	44		<44	12			WFP programme monitoring
Food Consumption Score: Percentage of households with Poor Food Consumption Score	Overall	55		<55	87			WFP programme monitoring
Food Expenditure Share	Overall	58		<58	49			WFP programme monitoring
Livelihood-based Coping Strategy Index (Percentage of households using coping strategies): Percentage of households not using livelihood based coping strategies	Overall	1		>1	0			WFP programme monitoring

Livelihood-based Coping Strategy Index (Percentage of households using coping strategies): Percentage of households using crisis coping strategies	Overall	60	<60	70		WFP programme monitoring
Livelihood-based Coping Strategy Index (Percentage of households using coping strategies): Percentage of households using emergency coping strategies	Overall	24	<24	15		WFP programme monitoring
Livelihood-based Coping Strategy Index (Percentage of households using coping strategies): Percentage of households using stress coping strategies	Overall	15	<15	15		WFP programme monitoring
Target Group: Beneficiaries assisted through winterization 2021- UK funded projects - Location: Afghanistan - Modality: Cash, Food - Subactivity: General Distribution						
Consumption-based Coping Strategy Index (Average)	Overall	5	≤5	5		WFP programme monitoring
Economic capacity to meet essential needs (new)	Overall	7	>7	5		WFP programme monitoring
Food Consumption Score: Percentage of households with Acceptable Food Consumption Score	Overall	6.5	≥6.5	3		WFP programme monitoring
Food Consumption Score: Percentage of households with Borderline Food Consumption Score	Overall	25	<25	49		WFP programme monitoring
Food Consumption Score: Percentage of households with Poor Food Consumption Score	Overall	68.5	<68.5	48		WFP programme monitoring
Food Expenditure Share	Overall	52	≤52	47		WFP programme monitoring
Livelihood-based Coping Strategy Index (Percentage of households using coping strategies): Percentage of households not using livelihood based coping strategies	Overall	7	≥7	4		WFP programme monitoring
Livelihood-based Coping Strategy Index (Percentage of households using coping strategies): Percentage of households using crisis coping strategies	Overall	45	≤45	47		WFP programme monitoring
Livelihood-based Coping Strategy Index (Percentage of households using coping strategies): Percentage of households using emergency coping strategies	Overall	20	≤20	19		WFP programme monitoring
Livelihood-based Coping Strategy Index (Percentage of households using coping strategies): Percentage of households using stress coping strategies	Overall	28	≤28	30		WFP programme monitoring
Target Group: COVID-19 Impact Population 2021 - Location: Afghanistan - Modality: Cash - Subactivity: General Distribution						
Consumption-based Coping Strategy Index (Average)	Overall		≤6	6		WFP programme monitoring
Food Consumption Score: Percentage of households with Acceptable Food Consumption Score	Overall		>0	0		WFP programme monitoring

Food Consumption Score: Percentage of households with Borderline Food Consumption Score	Overall			<15	15			WFP programme monitoring
Food Consumption Score: Percentage of households with Poor Food Consumption Score	Overall			<85	85			WFP programme monitoring
Target Group: IDPs 2021 - Location: Afghanistan - Modality: Cash, Food - Subactivity: General Distribution								
Consumption-based Coping Strategy Index (Average)	Overall			<11	11			WFP programme monitoring
Food Consumption Score: Percentage of households with Acceptable Food Consumption Score	Overall			>0	0			WFP programme monitoring
Food Consumption Score: Percentage of households with Borderline Food Consumption Score	Overall			<12	12			WFP programme monitoring
Food Consumption Score: Percentage of households with Poor Food Consumption Score	Overall			<88	88			WFP programme monitoring
Target Group: Pakistan Refugees - Location: Afghanistan - Modality: Cash, Food - Subactivity: General Distribution								
Consumption-based Coping Strategy Index (Average)	Overall			≤9	9	8		WFP programme monitoring
Food Consumption Score: Percentage of households with Acceptable Food Consumption Score	Overall			≥6	6	4		WFP programme monitoring
Food Consumption Score: Percentage of households with Borderline Food Consumption Score	Overall			<57	57	37		WFP programme monitoring
Food Consumption Score: Percentage of households with Poor Food Consumption Score	Overall			<37	37	59		WFP programme monitoring
Food Expenditure Share	Overall			<50	55			WFP programme monitoring
Livelihood-based Coping Strategy Index (Percentage of households using coping strategies): Percentage of households not using livelihood based coping strategies	Overall			>12	12			WFP programme monitoring
Livelihood-based Coping Strategy Index (Percentage of households using coping strategies): Percentage of households using crisis coping strategies	Overall			<17	17			WFP programme monitoring
Livelihood-based Coping Strategy Index (Percentage of households using coping strategies): Percentage of households using emergency coping strategies	Overall			<53	53			WFP programme monitoring
Livelihood-based Coping Strategy Index (Percentage of households using coping strategies): Percentage of households using stress coping strategies	Overall			<19	19			WFP programme monitoring
Target Group: Returnees 2021 - Location: Kābul - Modality: Cash, Food - Subactivity: General Distribution								

Consumption-based Coping Strategy Index (Average)	Overall			<15	21		WFP programme monitoring
Food Consumption Score: Percentage of households with Acceptable Food Consumption Score	Overall			>0	0		WFP programme monitoring
Food Consumption Score: Percentage of households with Borderline Food Consumption Score	Overall			<22	22		WFP programme monitoring
Food Consumption Score: Percentage of households with Poor Food Consumption Score	Overall			<78	78		WFP programme monitoring
Target Group: SSUP 2021 - Location: Afghanistan - Modality: Cash, Food - Subactivity: General Distribution							
Consumption-based Coping Strategy Index (Average)	Overall			<14	14		WFP programme monitoring
Food Consumption Score: Percentage of households with Acceptable Food Consumption Score	Overall			>1	1		WFP programme monitoring
Food Consumption Score: Percentage of households with Borderline Food Consumption Score	Overall			<18	18		WFP programme monitoring
Food Consumption Score: Percentage of households with Poor Food Consumption Score	Overall			<81	81		WFP programme monitoring

Strategic Outcome 02: Vulnerable people in Afghanistan are increasingly able to meet their food and nutrition needs on their own by 2022				Resilience Building	
Output Results					
Activity 02: Provide conditional, nutrition-sensitive and gender-transformative livelihood support to vulnerable people					
Detailed Indicator	Beneficiary Group	Sub Activity	Unit of measure	Planned	Actual
A.1: Beneficiaries receiving cash-based transfers	All	Food assistance for asset	Female	61,254	30,185
			Male	63,752	31,415
			Total	125,006	61,600
A.1: Beneficiaries receiving cash-based transfers	All	Food assistance for training	Female	51,374	17,911
			Male	53,472	18,643
			Total	104,846	36,554
A.1: Beneficiaries receiving cash-based transfers	All	General Distribution	Female	24,510	0
			Male	25,512	0
			Total	50,022	0
A.1: Beneficiaries receiving food transfers	All	Food assistance for asset	Female	183,748	74,892
			Male	191,249	77,946
			Total	374,997	152,838
A.1: Beneficiaries receiving food transfers	All	General Distribution	Female	93,096	0
			Male	96,898	0
			Total	189,994	0
A.2: Food transfers			MT	33,994	6,961
A.3: Cash-based transfers			US\$	10,905,035	1,810,414

Output Results				
Activity 02: Provide conditional, nutrition-sensitive and gender-transformative livelihood support to vulnerable people				
Output indicator	Detailed indicator	Unit of measure	Planned	Actual
A: Vulnerable people benefit from nutrition-sensitive livelihood support in order to enhance self-reliance, reduce disaster risk and adapt to climate change, create employment in urban and rural areas				
Food assistance for training				
A.6: Number of institutional sites assisted	A.6.40: Number of vocational centres assisted	centre/site	120	40
D: Vulnerable people benefit from nutrition-sensitive livelihood support in order to enhance self-reliance, reduce disaster risk and adapt to climate change, create employment in urban and rural areas				
Food assistance for asset				
D.1: Number of assets built, restored or maintained by targeted households and communities, by type and unit of measure	D.1.103: Number of water springs developed	Number	250	220
D.1: Number of assets built, restored or maintained by targeted households and communities, by type and unit of measure	D.1.108: Volume (m3) of check dams and gully rehabilitation structures (e.g. soil sedimentation dams) constructed	m3	40,000	42,018.2
D.1: Number of assets built, restored or maintained by targeted households and communities, by type and unit of measure	D.1.110: Linear meters (m) of flood protection dikes constructed	meter	9,000	6,620
D.1: Number of assets built, restored or maintained by targeted households and communities, by type and unit of measure	D.1.116: Volume (m3) of water harvesting systems constructed	m3	50,000	85,908
D.1: Number of assets built, restored or maintained by targeted households and communities, by type and unit of measure	D.1.119: Kilometres (km) of irrigation canals rehabilitated	Km	450	343.86
D.1: Number of assets built, restored or maintained by targeted households and communities, by type and unit of measure	D.1.11: Hectares (ha) of degraded hillsides and marginal areas rehabilitated with physical and biological soil and water conservation measures, planted with trees and protected (e.g. closure, etc)	Ha	1,000	927.41
D.1: Number of assets built, restored or maintained by targeted households and communities, by type and unit of measure	D.1.15: Hectares (ha) of land under orchards established	Ha	500	2
D.1: Number of assets built, restored or maintained by targeted households and communities, by type and unit of measure	D.1.27: Hectares (ha) of micro watersheds rehabilitated	Ha	300	119.5
D.1: Number of assets built, restored or maintained by targeted households and communities, by type and unit of measure	D.1.32: Kilometres (km) of drinking water supply line constructed	Km	20	121.73
D.1: Number of assets built, restored or maintained by targeted households and communities, by type and unit of measure	D.1.36: Kilometres (km) of feeder roads built	Km	50	18.11
D.1: Number of assets built, restored or maintained by targeted households and communities, by type and unit of measure	D.1.38: Kilometres (km) of feeder roads rehabilitated	Km	100	41.5
D.1: Number of assets built, restored or maintained by targeted households and communities, by type and unit of measure	D.1.42: Kilometres (km) of irrigation canals constructed	Km	150	52.01
D.1: Number of assets built, restored or maintained by targeted households and communities, by type and unit of measure	D.1.60: Linear meters (m) of diversion weirs, embankments built	meter	150	87

D.1: Number of assets built, restored or maintained by targeted households and communities, by type and unit of measure	D.1.64: Square metres (m2) of existing nurseries supported	m2	200,000	360,625
D.1: Number of assets built, restored or maintained by targeted households and communities, by type and unit of measure	D.1.85: Square metres (m2) of new nurseries established	m2	150,000	90,000
D.1: Number of assets built, restored or maintained by targeted households and communities, by type and unit of measure	D.1.98: Number of tree seedlings produced/provided	Number	2,000,000	1,623,355
Activity 03: Provide capacity strengthening to emergency preparedness institutions				
Output indicator	Detailed indicator	Unit of measure	Planned	Actual
C: Vulnerable people benefit from improved emergency preparedness in order to meet their food and nutrition needs and support stability				
Institutional capacity strengthening activities				
C.8*: USD value of assets and infrastructure handed over to national stakeholders as a result of WFP capacity strengthening support (new)	C.8*.1: USD value of assets and infrastructure handed over to national stakeholders as a result of WFP capacity strengthening support (new)	US\$	280,837	295,757.66

Outcome Results								
Activity 02: Provide conditional, nutrition-sensitive and gender-transformative livelihood support to vulnerable people								
Outcome Indicator	Sex	Baseline	End-CSP Target	2021 Target	2021 Follow-up	2020 Follow-up	2019 Follow-up	source
Target Group: FFA 2021 - Location: Afghanistan - Modality: Cash, Food - Subactivity: Food assistance for asset								
Consumption-based Coping Strategy Index (Percentage of households with reduced CSI)	Overall	10		<10	9			WFP programme monitoring
Food Consumption Score: Percentage of households with Acceptable Food Consumption Score	Overall	14		>14	10			WFP programme monitoring
Food Consumption Score: Percentage of households with Borderline Food Consumption Score	Overall	50		<50	38			WFP programme monitoring
Food Consumption Score: Percentage of households with Poor Food Consumption Score	Overall	36		<36	52			WFP programme monitoring
Proportion of the population in targeted communities reporting benefits from an enhanced livelihood asset base	Overall	0		≥80	81			WFP programme monitoring
Target Group: VST 2021 - Location: Afghanistan - Modality: Cash, Food - Subactivity: Food assistance for training								
Consumption-based Coping Strategy Index (Percentage of households with reduced CSI)	Overall	4		<4	8			WFP programme monitoring
Food Consumption Score: Percentage of households with Acceptable Food Consumption Score	Overall	33		≥33	3			WFP programme monitoring
Food Consumption Score: Percentage of households with Borderline Food Consumption Score	Overall	19		<19	43			WFP programme monitoring
Food Consumption Score: Percentage of households with Poor Food Consumption Score	Overall	48		<48	54			WFP programme monitoring

Strategic Outcome 03: Vulnerable people at each stage of the life cycle in target areas have improved nutrition by 2022				Resilience Building	
Output Results					
Activity 04: Provide a comprehensive, gender-transformative package, including school meals, incentives, and complementary services to school-aged children and their communities					
Detailed Indicator	Beneficiary Group	Sub Activity	Unit of measure	Planned	Actual
A.1: Beneficiaries receiving cash-based transfers	All	School feeding (take-home rations)	Female Total	38,000 38,000	37,399 37,399
A.1: Beneficiaries receiving food transfers	All	School feeding (take-home rations)	Female Total	120,000 120,000	162,626 162,626
A.1: Beneficiaries receiving food transfers	Children	Prevention of acute malnutrition	Female Male Total	106,540 110,888 217,428	255,891 266,335 522,226
A.1: Beneficiaries receiving food transfers	Children	Prevention of stunting	Female Male Total	3,920 4,080 8,000	6,749 3,030 9,779
A.1: Beneficiaries receiving food transfers	Children	School feeding (on-site)	Male Total	300,000 300,000	145,456 145,456
A.1: Beneficiaries receiving food transfers	Children	Treatment of moderate acute malnutrition	Female Male Total	366,288 381,239 747,527	504,629 376,205 880,834
A.1: Beneficiaries receiving food transfers	Pregnant and lactating women	Prevention of acute malnutrition	Female Total	76,566 76,566	210,277 210,277
A.1: Beneficiaries receiving food transfers	Pregnant and lactating women	Prevention of stunting	Female Total	10,000 10,000	11,591 11,591
A.1: Beneficiaries receiving food transfers	Pregnant and lactating women	Treatment of moderate acute malnutrition	Female Total	298,857 298,857	495,814 495,814
A.2: Food transfers			MT	30,368	20,360
A.3: Cash-based transfers			US\$	4,759,299	1,226,876

Output Results				
Activity 04: Provide a comprehensive, gender-transformative package, including school meals, incentives, and complementary services to school-aged children and their communities				
Output indicator	Detailed indicator	Unit of measure	Planned	Actual
A: Vulnerable people throughout the lifecycle – children aged 6–59 months, schoolchildren, adolescent girls, and pregnant and lactating women and girls – receive nutrition services and appropriate specialized nutritious foods in order to prevent and treat malnutrition and contribute to gender equality (SDG 5)				
School feeding (on-site)				
A.6: Number of institutional sites assisted	A.6.20: Number of primary schools assisted by WFP	school	268	195
A.6: Number of institutional sites assisted	A.6.27: Number of villages assisted	village	108	52
School feeding (take-home rations)				
A.6: Number of institutional sites assisted	A.6.20: Number of primary schools assisted by WFP	school	180	246
A.6: Number of institutional sites assisted	A.6.26: Number of secondary schools assisted by WFP	school	106	106
Treatment of moderate acute malnutrition				
A.6: Number of institutional sites assisted	A.6.10: Number of health centres/sites assisted	health center	1,234	1,569
B: Vulnerable people throughout the lifecycle – children aged 6–59 months, schoolchildren, adolescent girls, and pregnant and lactating women and girls – receive nutrition services and appropriate specialized nutritious foods in order to prevent and treat malnutrition and contribute to gender equality (SDG 5)				
Prevention of acute malnutrition				
B.2: Quantity of specialized nutritious foods provided	B.2.1: Quantity of specialized nutritious foods provided	Mt	3,745.16	3,648.25
School feeding (take-home rations)				
B.1: Quantity of fortified food provided	B.1.1: Quantity of fortified food provided	Mt	4,320	1,703.04
Treatment of moderate acute malnutrition				
B.2: Quantity of specialized nutritious foods provided	B.2.1: Quantity of specialized nutritious foods provided	Mt	17,934.9	13,100.39
N*: □ Vulnerable people throughout the lifecycle – children aged 6–59 months, schoolchildren, adolescent girls, and pregnant and lactating women and girls – receive nutrition services and appropriate specialized nutritious foods in order to prevent and treat malnutrition and contribute to gender equality (SDG 5)				
School feeding (on-site)				
N*.3: Number of children receiving deworming with WFP support	N*.3.1: Number of children receiving deworming with WFP support (male)	Number	5,115,237	2,552,429
N*.3: Number of children receiving deworming with WFP support	N*.3.2: Number of children receiving deworming with WFP support (female)	Number	3,118,746	1,362,092

Outcome Results								
Activity 04: Provide a comprehensive, gender-transformative package, including school meals, incentives, and complementary services to school-aged children and their communities								
Outcome Indicator	Sex	Baseline	End-CSP Target	2021 Target	2021 Follow-up	2020 Follow-up	2019 Follow-up	source
Target Group: Children under 5 years age - Location: Afghanistan - Modality: Food - Subactivity: Treatment of moderate acute malnutrition								
MAM Treatment Default rate	Overall	15	<15	<15	15	12	26	Secondary data
MAM Treatment Mortality rate	Overall	0.06	<3	<3	0.06	0.1	0.03	Secondary data

MAM Treatment Non-response rate	Overall	0.21	<15	<15	0.59	0.7	0.54	Secondary data
MAM Treatment Recovery rate	Overall	85	>75	>75	84	87.3	73	Secondary data
Proportion of eligible population that participates in programme (coverage)	Overall	52	>50	>50	41	38	40	WFP programme monitoring
Target Group: PLW aged between 15-49 - Location: Afghanistan - Modality: Food - Subactivity: Treatment of moderate acute malnutrition								
Food Consumption Score – Nutrition: Percentage of households that consumed Hem Iron rich food daily (in the last 7 days)	Overall	0		>0	1	0.2		WFP programme monitoring
Food Consumption Score – Nutrition: Percentage of households that consumed Vit A rich food daily (in the last 7 days)	Overall	39		>39	20	23		WFP programme monitoring
Food Consumption Score – Nutrition: Percentage of households that consumed Protein rich food daily (in the last 7 days)	Overall	31		>31	24	24		WFP programme monitoring
Food Consumption Score – Nutrition: Percentage of households that never consumed Hem Iron rich food (in the last 7 days)	Overall	47		<47	53	49		WFP programme monitoring
Food Consumption Score – Nutrition: Percentage of households that never consumed Protein rich food (in the last 7 days)	Overall	6		<6	5	2		WFP programme monitoring
Food Consumption Score – Nutrition: Percentage of households that never consumed Vit A rich food (in the last 7 days)	Overall	8		<8	11	9		WFP programme monitoring
Food Consumption Score – Nutrition: Percentage of households that sometimes consumed Hem Iron rich food (in the last 7 days)	Overall	53		>53	45	51		WFP programme monitoring
Food Consumption Score – Nutrition: Percentage of households that sometimes consumed Protein rich food (in the last 7 days)	Overall	63		>63	71	74		WFP programme monitoring
Food Consumption Score – Nutrition: Percentage of households that sometimes consumed Vit A rich food (in the last 7 days)	Overall	53		>53	69	68		WFP programme monitoring
Minimum Dietary Diversity – Women	Overall	61		≥61	45	49		WFP programme monitoring
Target Group: Schools Students - Location: Afghanistan - Modality: Cash, Food - Subactivity: School feeding (alternative take-home rations)								

Retention rate / Drop-out rate (new): Drop-out rate	Female Male Overall			<1 <1 <1	0 0 0			WFP programme monitoring WFP programme monitoring WFP programme monitoring
Retention rate / Drop-out rate (new): Retention rate	Female Male Overall			≥85 ≥85 ≥85	100 100 100			WFP programme monitoring WFP programme monitoring WFP programme monitoring
Target Group: Schools Students - Location: Afghanistan - Modality: Cash, Food - Subactivity: School feeding (take-home rations)								
Enrolment rate	Female Male Overall			≥4 ≥6 ≥10	7 18 11			WFP programme monitoring WFP programme monitoring WFP programme monitoring
Target Group: Schools students - Location: Afghanistan - Modality: Cash, Food - Subactivity: School feeding (take-home rations)								
Attendance rate (new)	Female Male Overall			≥85 ≥85 ≥85	91 91 91			WFP programme monitoring WFP programme monitoring WFP programme monitoring
Target Group: TSFP - CH 6-23months - Location: Afghanistan - Modality: Food - Subactivity: Prevention of acute malnutrition								
Proportion of children 6-23 months of age who receive a minimum acceptable diet	Overall	27		≥30	6	26		WFP programme monitoring

Strategic Outcome 04: People throughout the country can have access to a wide range of fortified nutritious food products at affordable prices by 2022				- Resilience Building	
Output Results					
Activity 05: Provide support to government and commercial partners in developing, strengthening and expanding nutritional product value chains					
Output indicator	Detailed indicator	Unit of measure	Planned	Actual	
D: Number of assets built, restored or maintained by targeted households and communities, by type and unit of measure.					
Smallholder agricultural market support activities					
D.1: Number of assets built, restored or maintained by targeted households and communities, by type and unit of measure	D.1.119: Kilometres (km) of irrigation canals rehabilitated	Km	6	6.15	
D.1: Number of assets built, restored or maintained by targeted households and communities, by type and unit of measure	D.1.154: Number of non-food items distributed (tools, milling machines, pumps, etc.)	Number	3,550	3,481	
D.1: Number of assets built, restored or maintained by targeted households and communities, by type and unit of measure	D.1.5: Hectares (ha) of agricultural land benefiting from rehabilitated irrigation schemes (including irrigation canal repair, specific protection measures, embankments, etc)	Ha	1,600	1,600	
D.1: Number of assets built, restored or maintained by targeted households and communities, by type and unit of measure	D.1.67: Number of fish ponds constructed	Number	100	100	
D.1: Number of assets built, restored or maintained by targeted households and communities, by type and unit of measure	D.1.70: Number of hives distributed	Number	50	0	
F: Vulnerable people benefit from the availability of locally-produced fortified nutritious food products in order to address their food and nutrition needs					
Smallholder agricultural market support activities					
F.1: Number of smallholder farmers supported/trained	F.1.22: Number of farmer organizations trained in market access and post-harvest handling skills	farmer organization	60	80	
F.1: Number of smallholder farmers supported/trained	F.1.32: Number of farmers trained in marketing skills and post-harvest handling	individual	11,000	7,283	
F.1: Number of smallholder farmers supported/trained	F.1.33: Number of Farmers trained on basic nutrition practices and gender mainstreaming	individual	11,150	9,593	
F.1: Number of smallholder farmers supported/trained	F.1.3: Number farmer organisation leaders trained in good agronomic practices	individual	900	909	
F.1: Number of smallholder farmers supported/trained	F.1.46: Number of new farmer organizations established	farmer organization	20	21	
F.1: Number of smallholder farmers supported/trained	F.1.53: Number of smallholder farmers supported by WFP	individual	13,578	10,828	
F.4*: Number of trainings provided to smallholders farmers (new)	F.4*.1: Number of trainings provided to smallholders farmers (new)	Number	38	38	

Strategic Outcome 05: National and subnational institutions have a strengthened policy approach to food security and nutrition by 2022				- Resilience Building	
Output Results					
Activity 06: Provide support to government officials and partners in enhancing the coherence of zero hunger policy, particularly related to social protection, and the recognition of zero hunger as a development priority					
Output indicator	Detailed indicator	Unit of measure	Planned	Actual	
I: Vulnerable people benefit from greater recognition of zero hunger as one of the main development priorities in order to improve their food security and nutrition and support stability					
Institutional capacity strengthening activities					
I.1*: Number of tools or products developed or revised to enhance national food security and nutrition systems as a result of WFP capacity strengthening support	I.1*.1: Number of tools or products developed or revised to enhance national food security and nutrition systems as a result of WFP capacity strengthening support	Number	1	1	
M: Vulnerable people benefit from improved zero hunger policy coherence, including on social protection, in order to improve their food security and nutrition and support stability					
Institutional capacity strengthening activities					
M.1: Number of national coordination mechanisms supported	M.1.1: Number of national coordination mechanisms supported	unit	1	1	

Outcome Results								
Activity 06: Provide support to government officials and partners in enhancing the coherence of zero hunger policy, particularly related to social protection, and the recognition of zero hunger as a development priority								
Outcome Indicator	Sex	Baseline	End-CSP Target	2021 Target	2021 Follow-up	2020 Follow-up	2019 Follow-up	source
Target Group: All population - Location: Afghanistan - Modality: Capacity Strengthening - Subactivity: Institutional capacity strengthening activities								
Number of national food security and nutrition policies, programmes and system components enhanced as a result of WFP capacity strengthening (new)	Overall	0	=6	=5	5	3	1	Joint survey

Strategic Outcome 06: The Humanitarian community has enhanced capacity to respond to needs throughout the country through 2022				- Crisis Response	
Output Results					
Activity 07: Provide SCOPE, supply chain, ICT, and information management and provision services to partners to promote effective field operations					
Output indicator	Detailed indicator	Unit of measure	Planned	Actual	
H: Vulnerable people receive timely and effective assistance thanks to SCOPE, the supply chain, information and communications technology (ICT), facilities and the information management services provided by WFP to its partners					
Service Delivery General					
H.1: Number of shared services provided, by type	H.1.116: Number of trucks made available	truck	40	40	
H.1: Number of shared services provided, by type	H.1.129: Total storage space made available (m2)	unit	4,000	4,000	
H.1: Number of shared services provided, by type	H.1.15: Number of agencies and organizations using storage facilities	agency/organization	3	3	
Supply Chain Service Provision for Third Parties					
H.1: Number of shared services provided, by type	H.1.105: Number of services provided	service	9	9	
Activity 08: Provide humanitarian air services to partners until appropriate alternatives become available					
Output indicator	Detailed indicator	Unit of measure	Planned	Actual	
H: Vulnerable people receive timely and effective assistance thanks to the air services provided by WFP to its partners					
Humanitarian Air Service					
H.4: Total volume of cargo transported	H.4.6: Metric tons of cargo transported	metric ton	70	60.15	
H.7: Total number of passengers transported	H.7.12: Number of medical evacuations	unit	20	24	
H.7: Total number of passengers transported	H.7.13: Number of destinations served	unit	21	23	
H.7: Total number of passengers transported	H.7.3: Number of passengers transported	individual	25,000	14,939	

Outcome Results								
Activity 08: Provide humanitarian air services to partners until appropriate alternatives become available								
Outcome Indicator	Sex	Baseline	End-CSP Target	2021 Target	2021 Follow-up	2020 Follow-up	2019 Follow-up	source
Target Group: Humanitarian Community - Location: Afghanistan - Modality: Value voucher transfer for services - Subactivity: Humanitarian Air Service								
User satisfaction rate	Overall	93	≥90	≥90	96	87	90	WFP survey

Cross-cutting Indicators

Progress towards gender equality indicators

Improved gender equality and women's empowerment among WFP-assisted population								
Activity 01: Provide unconditional, nutrition-sensitive food assistance to vulnerable people								
CrossCutting Indicator	Sex	Baseline	End-CSP Target	2021 Target	2021 Follow-up	2020 Follow-up	2019 Follow-up	source
Target Group: AHF SSUP - Location: Afghanistan - Modality: Cash, Food - Subactivity: General Distribution								
Proportion of households where women, men, or both women and men make decisions on the use of food/cash/vouchers, disaggregated by transfer modality - Decisions jointly made by women and men	Overall	30		>30	48			WFP programme monitoring
Proportion of households where women, men, or both women and men make decisions on the use of food/cash/vouchers, disaggregated by transfer modality - Decisions made by men	Overall	61		<61	36			WFP programme monitoring
Proportion of households where women, men, or both women and men make decisions on the use of food/cash/vouchers, disaggregated by transfer modality - Decisions made by women	Overall	9		<9	16			WFP programme monitoring
Target Group: Beneficiaries assisted through winterization 2021- UK funded projects - Location: Afghanistan - Modality: Cash, Food - Subactivity: General Distribution								
Proportion of households where women, men, or both women and men make decisions on the use of food/cash/vouchers, disaggregated by transfer modality - Decisions jointly made by women and men	Overall	70		>70	63			WFP programme monitoring
Proportion of households where women, men, or both women and men make decisions on the use of food/cash/vouchers, disaggregated by transfer modality - Decisions made by men	Overall	26		<26	30			WFP programme monitoring
Proportion of households where women, men, or both women and men make decisions on the use of food/cash/vouchers, disaggregated by transfer modality - Decisions made by women	Overall	4		<4	7			WFP programme monitoring
Target Group: COVID-19 Impact Population 2021 - Location: Afghanistan - Modality: Cash - Subactivity: General Distribution								
Proportion of households where women, men, or both women and men make decisions on the use of food/cash/vouchers, disaggregated by transfer modality - Decisions jointly made by women and men	Overall			≥84	84			WFP programme monitoring

Proportion of households where women, men, or both women and men make decisions on the use of food/cash/vouchers, disaggregated by transfer modality - Decisions made by men	Overall			<7	7				WFP programme monitoring
Proportion of households where women, men, or both women and men make decisions on the use of food/cash/vouchers, disaggregated by transfer modality - Decisions made by women	Overall			<9	9				WFP programme monitoring
Target Group: Pakistan Refugees - Location: Afghanistan - Modality: Food - Subactivity: General Distribution									
Proportion of households where women, men, or both women and men make decisions on the use of food/cash/vouchers, disaggregated by transfer modality - Decisions jointly made by women and men	Overall			≥54	54				WFP programme monitoring
Proportion of households where women, men, or both women and men make decisions on the use of food/cash/vouchers, disaggregated by transfer modality - Decisions made by men	Overall			<32	32				WFP programme monitoring
Proportion of households where women, men, or both women and men make decisions on the use of food/cash/vouchers, disaggregated by transfer modality - Decisions made by women	Overall			<14	14				WFP programme monitoring
Activity 02: Provide conditional, nutrition-sensitive and gender-transformative livelihood support to vulnerable people									
CrossCutting Indicator	Sex	Baseline	End-CSP Target	2021 Target	2021 Follow-up	2020 Follow-up	2019 Follow-up		source
Target Group: FFA 2021 - Location: Afghanistan - Modality: Cash, Food - Subactivity: Food assistance for asset									
Proportion of households where women, men, or both women and men make decisions on the use of food/cash/vouchers, disaggregated by transfer modality - Decisions jointly made by women and men	Overall	74		>74	60				WFP programme monitoring
Proportion of households where women, men, or both women and men make decisions on the use of food/cash/vouchers, disaggregated by transfer modality - Decisions made by men	Overall	23		<23	23				WFP programme monitoring
Proportion of households where women, men, or both women and men make decisions on the use of food/cash/vouchers, disaggregated by transfer modality - Decisions made by women	Overall	3		<3	10				WFP programme monitoring
Target Group: VST 2021 - Location: Afghanistan - Modality: Cash, Food - Subactivity: Food assistance for training									

Proportion of households where women, men, or both women and men make decisions on the use of food/cash/vouchers, disaggregated by transfer modality - Decisions jointly made by women and men	Overall	72	>72	89		WFP programme monitoring
Proportion of households where women, men, or both women and men make decisions on the use of food/cash/vouchers, disaggregated by transfer modality - Decisions made by men	Overall	24	<24	3		WFP programme monitoring
Proportion of households where women, men, or both women and men make decisions on the use of food/cash/vouchers, disaggregated by transfer modality - Decisions made by women	Overall	4	<4	7		WFP programme monitoring

Protection indicators

Affected populations are able to benefit from WFP programmes in a manner that ensures and promotes their safety, dignity and integrity								
Activity 01: Provide unconditional, nutrition-sensitive food assistance to vulnerable people								
CrossCutting Indicator	Sex	Baseline	End-CSP Target	2021 Target	2021 Follow-up	2020 Follow-up	2019 Follow-up	source
Target Group: AHF SSUP - Location: Afghanistan - Modality: Cash, Food - Subactivity: General Distribution								
Proportion of targeted people receiving assistance without safety challenges (new) - -	Overall	99		≥99	99			WFP programme monitoring
Proportion of targeted people who report that WFP programmes are dignified (new) - -	Overall	90		>90	82			WFP programme monitoring
Target Group: Beneficiaries assisted through winterization 2021- UK funded projects - Location: Afghanistan - Modality: Cash, Food - Subactivity: General Distribution								
Proportion of targeted people receiving assistance without safety challenges (new) - -	Overall			=100	100			WFP programme monitoring
Proportion of targeted people who report that WFP programmes are dignified (new) - -	Overall	78		=100	72			WFP programme monitoring
Target Group: COVID-19 Impact Population 2021 - Location: Afghanistan - Modality: Cash, Food - Subactivity: General Distribution								
Proportion of targeted people who report that WFP programmes are dignified (new) - -	Overall			≥98	98			WFP programme monitoring
Target Group: IDPs 2021 - Location: Afghanistan - Modality: Cash, Food - Subactivity: General Distribution								
Proportion of targeted people receiving assistance without safety challenges (new) - -	Overall			=100	100			WFP programme monitoring
Proportion of targeted people who report that WFP programmes are dignified (new) - -	Overall			=100	100			WFP programme monitoring
Target Group: Pakistan Refugees - Location: Afghanistan - Modality: Cash, Food - Subactivity: General Distribution								
Proportion of targeted people who report that WFP programmes are dignified (new) - -	Overall			≥90	6			WFP programme monitoring
Target Group: Pakistan Refugees - Location: Afghanistan - Modality: Food - Subactivity: General Distribution								
Proportion of targeted people receiving assistance without safety challenges (new) - -	Overall			=100	99			WFP programme monitoring
Target Group: Returnees 2021 - Location: Kābul - Modality: Cash, Food - Subactivity: General Distribution								
Proportion of targeted people who report that WFP programmes are dignified (new) - -	Overall			≥99	99			WFP programme monitoring
Target Group: SSUP 2021 - Location: Afghanistan - Modality: Cash, Food - Subactivity: General Distribution								
Proportion of targeted people receiving assistance without safety challenges (new) - -	Overall			=100	100			WFP programme monitoring
Proportion of targeted people who report that WFP programmes are dignified (new) - -	Overall			≥98	98			WFP programme monitoring
Activity 02: Provide conditional, nutrition-sensitive and gender-transformative livelihood support to vulnerable people								

CrossCutting Indicator	Sex	Baseline	End-CSP Target	2021 Target	2021 Follow-up	2020 Follow-up	2019 Follow-up	source
Target Group: FFA 2021 - Location: Afghanistan - Modality: Cash, Food - Subactivity: Food assistance for asset								
Proportion of targeted people having unhindered access to WFP programmes (new) - -	Overall	99		=100	100			WFP programme monitoring
Proportion of targeted people receiving assistance without safety challenges (new) - -	Overall	97		>90	98			WFP programme monitoring
Proportion of targeted people who report that WFP programmes are dignified (new) - -	Overall	64		>90	58			WFP programme monitoring
Target Group: VST 2021 - Location: Afghanistan - Modality: Cash, Food - Subactivity: Food assistance for training								
Proportion of targeted people having unhindered access to WFP programmes (new) - -	Overall	98		=100	99			WFP programme monitoring
Proportion of targeted people receiving assistance without safety challenges (new) - -	Overall	87		>90	100			WFP programme monitoring
Proportion of targeted people who report that WFP programmes are dignified (new) - -	Overall	68		>90	82			WFP programme monitoring

Accountability to affected population indicators

Affected populations are able to hold WFP and partners accountable for meeting their hunger needs in a manner that reflects their views and preferences								
Activity 01: Provide unconditional, nutrition-sensitive food assistance to vulnerable people								
CrossCutting Indicator	Sex	Baseline	End-CSP Target	2021 Target	2021 Follow-up	2020 Follow-up	2019 Follow-up	source
Target Group: AHF SSUP - Location: Afghanistan - Modality: Cash, Food - Subactivity: General Distribution								
Proportion of assisted people informed about the programme (who is included, what people will receive, length of assistance) - -	Overall	47		>47	34			WFP programme monitoring
Target Group: Beneficiaries assisted through winterization 2021- UK funded projects - Location: Afghanistan - Modality: Cash, Food - Subactivity: General Distribution								
Proportion of assisted people informed about the programme (who is included, what people will receive, length of assistance) - -	Overall	47		=100	56			WFP programme monitoring
Target Group: COVID-19 Impact Population 2021 - Location: Afghanistan - Modality: Cash - Subactivity: General Distribution								
Proportion of assisted people informed about the programme (who is included, what people will receive, length of assistance) - -	Overall			>7	7			WFP programme monitoring
Target Group: IDPs 2021 - Location: Afghanistan - Modality: Cash, Food - Subactivity: General Distribution								
Proportion of assisted people informed about the programme (who is included, what people will receive, length of assistance) - -	Overall			>8	8			WFP programme monitoring
Target Group: Pakistan Refugees - Location: Afghanistan - Modality: Food - Subactivity: General Distribution								
Proportion of assisted people informed about the programme (who is included, what people will receive, length of assistance) - -	Overall			>50	23			WFP programme monitoring
Target Group: Returnees 2021 - Location: Kābul - Modality: Cash, Food - Subactivity: General Distribution								
Proportion of assisted people informed about the programme (who is included, what people will receive, length of assistance) - -	Overall			>2	2			WFP programme monitoring
Target Group: SSUP 2021 - Location: Afghanistan - Modality: Cash, Food - Subactivity: General Distribution								
Proportion of assisted people informed about the programme (who is included, what people will receive, length of assistance) - -	Overall			>9	9			WFP programme monitoring
Activity 02: Provide conditional, nutrition-sensitive and gender-transformative livelihood support to vulnerable people								
CrossCutting Indicator	Sex	Baseline	End-CSP Target	2021 Target	2021 Follow-up	2020 Follow-up	2019 Follow-up	source
Target Group: FFA 2021 - Location: Afghanistan - Modality: Cash, Food - Subactivity: Food assistance for asset								
Proportion of assisted people informed about the programme (who is included, what people will receive, length of assistance) - -	Overall	87		>87	67			WFP programme monitoring
Target Group: VST 2021 - Location: Afghanistan - Modality: Cash, Food - Subactivity: Food assistance for training								

Proportion of assisted people informed about the programme (who is included, what people will receive, length of assistance) - -	Overall	70	>70	94			WFP programme monitoring
--	---------	----	-----	----	--	--	--------------------------

Environment indicators

Targeted communities benefit from WFP programmes in a manner that does not harm the environment								
Activity 01: Provide unconditional, nutrition-sensitive food assistance to vulnerable people								
CrossCutting Indicator	Sex	Baseline	End-CSP Target	2021 Target	2021 Follow-up	2020 Follow-up	2019 Follow-up	source
Target Group: All - Location: Afghanistan - Modality: Cash, Food, Value Voucher - Subactivity: General Distribution								
Proportion of FLAs/MOUs/CCs for CSP activities screened for environmental and social risk - -	Overall	0	=100	≥0	0			WFP programme monitoring
Activity 02: Provide conditional, nutrition-sensitive and gender-transformative livelihood support to vulnerable people								
CrossCutting Indicator	Sex	Baseline	End-CSP Target	2021 Target	2021 Follow-up	2020 Follow-up	2019 Follow-up	source
Target Group: All - Location: Afghanistan - Modality: Cash, Food, Value Voucher - Subactivity: Food assistance for asset								
Proportion of FLAs/MOUs/CCs for CSP activities screened for environmental and social risk - -	Overall	0	=100	≥0	0			-
Target Group: All - Location: Afghanistan - Modality: Cash, Food, Value Voucher - Subactivity: Food assistance for training								
Proportion of FLAs/MOUs/CCs for CSP activities screened for environmental and social risk - -	Overall	0	=100	≥0	0			WFP programme monitoring
Activity 04: Provide a comprehensive, gender-transformative package, including school meals, incentives, and complementary services to school-aged children and their communities								
CrossCutting Indicator	Sex	Baseline	End-CSP Target	2021 Target	2021 Follow-up	2020 Follow-up	2019 Follow-up	source
Target Group: Ch<5 & PLW - Location: Afghanistan - Modality: Cash, Food, Value Voucher - Subactivity: Treatment of moderate acute malnutrition								
Proportion of FLAs/MOUs/CCs for CSP activities screened for environmental and social risk - -	Overall	0	=100	≥0	0			WFP programme monitoring
Activity 05: Provide support to government and commercial partners in developing, strengthening and expanding nutritional product value chains								
CrossCutting Indicator	Sex	Baseline	End-CSP Target	2021 Target	2021 Follow-up	2020 Follow-up	2019 Follow-up	source
Target Group: All - Location: Afghanistan - Modality: Cash, Food, Value Voucher - Subactivity: Smallholder agricultural market support activities								
Proportion of FLAs/MOUs/CCs for CSP activities screened for environmental and social risk - -	Overall	0	=100	≥0	0			WFP programme monitoring

Cover page photo © Julian Frank

WFP trucks are loaded with food for immediate delivery

World Food Programme

<https://www.wfp.org/countries/afghanistan>

Financial Section

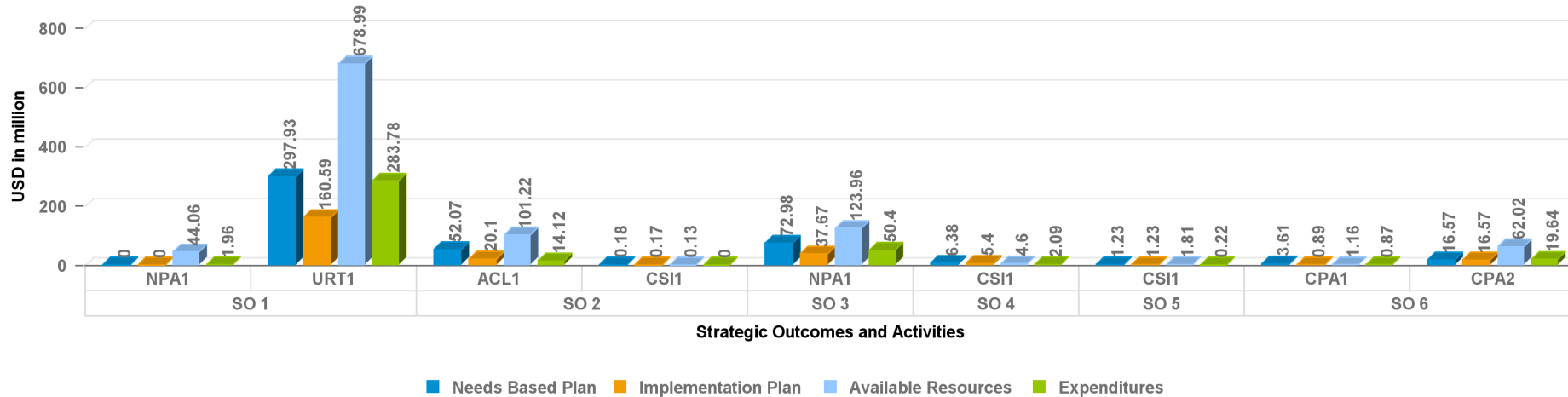
Financial information is taken from WFP's financial records which have been submitted to WFP's auditors.

Annual Country Report

Afghanistan Country Portfolio Budget 2021 (2018-2023)

Annual Financial Overview for the period 1 January to 31 December 2021 (Amount in USD)

Annual CPB Overview



Code	Strategic Outcome
SO 1	Vulnerable people in Afghanistan are able to meet their food and nutrition needs during and immediately after emergencies through 2022
SO 2	Vulnerable people in Afghanistan are increasingly able to meet their food and nutrition needs on their own by 2022
SO 3	Vulnerable people at each stage of the life cycle in target areas have improved nutrition by 2022
SO 4	People throughout the country can have access to a wide range of fortified nutritious food products at affordable prices by 2022
SO 5	National and subnational institutions have a strengthened policy approach to food security and nutrition by 2022
SO 6	The Humanitarian community has enhanced capacity to respond to needs throughout the country through 2022
Code	Country Activity Long Description
ACL1	Provide conditional, nutrition-sensitive and gender-transformative livelihood support to vulnerable people
CPA1	Provide SCOPE, supply chain, ICT, and information management and provision services to partners to promote effective field operations
CPA2	Provide humanitarian air services to partners until appropriate alternatives become available
CSI1	Provide capacity strengthening to emergency preparedness institutions
CSI1	Provide support to government and commercial partners in developing, strengthening and expanding nutritional product value chains
CSI1	Provide support to government officials and partners in enhancing the coherence of zero hunger policy, particularly related to social protection, and the recognition of zero hunger as a development priority
NPA1	Provide a comprehensive, gender-transformative package, including school meals, incentives, and complementary services to school-aged children and their communities
NPA1	Provide nutrition-specific assistance to vulnerable women, boys, and girls to prevent and treat acute malnutrition
URT1	Provide unconditional, nutrition-sensitive food assistance to vulnerable people

Annual Country Report

Afghanistan Country Portfolio Budget 2021 (2018-2023)

Annual Financial Overview for the period 1 January to 31 December 2021 (Amount in USD)

Strategic Result	Strategic Outcome	Activity	Needs Based Plan	Implementation Plan	Available Resources	Expenditures
1	Vulnerable people in Afghanistan are able to meet their food and nutrition needs during and immediately after emergencies through 2022	Provide nutrition-specific assistance to vulnerable women, boys, and girls to prevent and treat acute malnutrition	0	0	44,056,769	1,957,157
		Provide unconditional, nutrition-sensitive food assistance to vulnerable people	297,930,792	160,590,089	678,989,060	283,781,260
		Non Activity Specific	0	0	211,508	0
	Vulnerable people in Afghanistan are increasingly able to meet their food and nutrition needs on their own by 2022	Provide conditional, nutrition-sensitive and gender-transformative livelihood support to vulnerable people	52,071,151	20,102,468	101,221,825	14,115,846
		Provide capacity strengthening to emergency preparedness institutions	175,393	170,393	134,036	0
		Non Activity Specific	0	0	200	0
Subtotal Strategic Result 1. Everyone has access to food (SDG Target 2.1)			350,177,336	180,862,950	824,613,399	299,854,263

Annual Country Report

Afghanistan Country Portfolio Budget 2021 (2018-2023)

Annual Financial Overview for the period 1 January to 31 December 2021 (Amount in USD)

Strategic Result	Strategic Outcome	Activity	Needs Based Plan	Implementation Plan	Available Resources	Expenditures
2	Vulnerable people at each stage of the life cycle in target areas have improved nutrition by 2022	Provide a comprehensive, gender-transformative package, including school meals, incentives, and complementary services to school-aged children and their communities	72,980,322	37,668,650	123,962,099	50,404,509
		Non Activity Specific	0	0	292,106	0
	Non SO Specific	Non Activity Specific			0	
Subtotal Strategic Result 2. No one suffers from malnutrition (SDG Target 2.2)			72,980,322	37,668,650	124,254,205	50,404,509
4	People throughout the country can have access to a wide range of fortified nutritious food products at affordable prices by 2022	Provide support to government and commercial partners in developing, strengthening and expanding nutritional product value chains	6,376,882	5,403,456	4,602,245	2,091,000
Subtotal Strategic Result 4. Food systems are sustainable (SDG Target 2.4)			6,376,882	5,403,456	4,602,245	2,091,000
6	National and subnational institutions have a strengthened policy approach to food security and nutrition by 2022	Provide support to government officials and partners in enhancing the coherence of zero hunger policy, particularly related to social protection, and the recognition of zero hunger as a development priority	1,229,143	1,229,143	1,806,355	216,185
Subtotal Strategic Result 6. Policies to support sustainable development are coherent (SDG Target 17.14)			1,229,143	1,229,143	1,806,355	216,185

Annual Country Report

Afghanistan Country Portfolio Budget 2021 (2018-2023)

Annual Financial Overview for the period 1 January to 31 December 2021 (Amount in USD)

Strategic Result	Strategic Outcome	Activity	Needs Based Plan	Implementation Plan	Available Resources	Expenditures
8	The Humanitarian community has enhanced capacity to respond to needs throughout the country through 2022	Provide SCOPE, supply chain, ICT, and information management and provision services to partners to promote effective field operations	3,612,543	893,443	1,156,322	867,488
		Provide humanitarian air services to partners until appropriate alternatives become available	16,570,663	16,570,693	62,023,161	19,637,742
Subtotal Strategic Result 8. Sharing of knowledge, expertise and technology strengthen global partnership support to country efforts to achieve the SDGs (SDG Target 17.16)			20,183,206	17,464,136	63,179,483	20,505,230
	Non SO Specific	Non Activity Specific	0	0	183,441,410	0
Subtotal Strategic Result			0	0	183,441,410	0
Total Direct Operational Cost			450,946,889	242,628,334	1,201,897,096	373,071,187
Direct Support Cost (DSC)			29,589,873	15,682,908	48,936,302	17,192,212
Total Direct Costs			480,536,761	258,311,242	1,250,833,398	390,263,399
Indirect Support Cost (ISC)			30,984,666	16,790,231	58,433,364	58,433,364
Grand Total			511,521,427	275,101,472	1,309,266,762	448,696,763



Wanee Piyabongkarn
Chief

Contribution Accounting and Donor Financial Reporting Branch

Columns Definition

Needs Based Plan

Latest annual approved version of operational needs as of December of the reporting year. WFP's needs-based plans constitute an appeal for resources to implement operations which are designed based on needs assessments undertaken in collaboration with government counterparts and partners

Implementation Plan

Implementation Plan as of January of the reporting period which represents original operational prioritized needs taking into account funding forecasts of available resources and operational challenges

Available Resources

Unspent Balance of Resources carried forward, Allocated contribution in the current year, Advances and Other resources in the current year. It excludes contributions that are stipulated by donor for use in future years

Expenditures

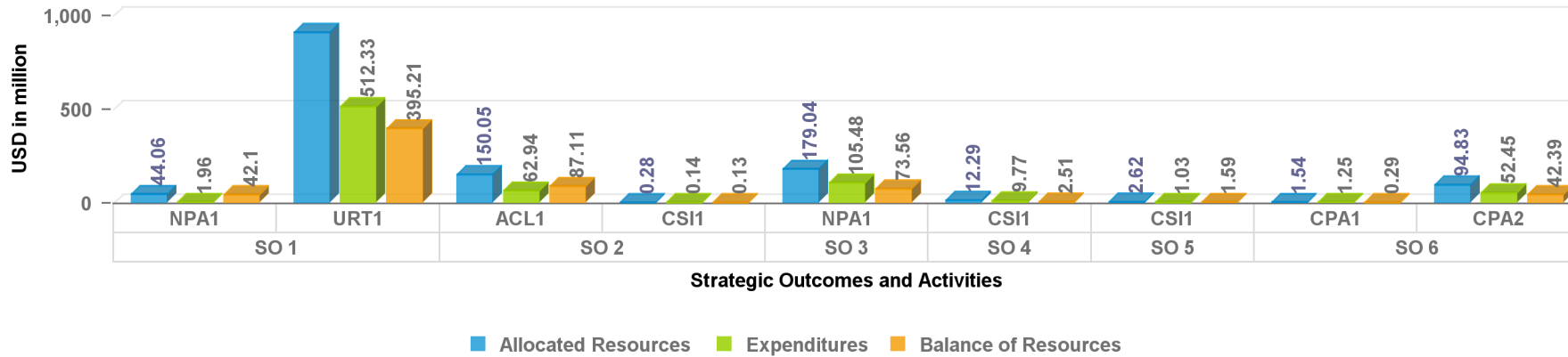
Monetary value of goods and services received and recorded within the reporting year

Annual Country Report

Afghanistan Country Portfolio Budget 2021 (2018-2023)

Cumulative Financial Overview as at 31 December 2021 (Amount in USD)

Cumulative CPB Overview



Code	Strategic Outcome
SO 1	Vulnerable people in Afghanistan are able to meet their food and nutrition needs during and immediately after emergencies through 2022
SO 2	Vulnerable people in Afghanistan are increasingly able to meet their food and nutrition needs on their own by 2022
SO 3	Vulnerable people at each stage of the life cycle in target areas have improved nutrition by 2022
SO 4	People throughout the country can have access to a wide range of fortified nutritious food products at affordable prices by 2022
SO 5	National and subnational institutions have a strengthened policy approach to food security and nutrition by 2022
SO 6	The Humanitarian community has enhanced capacity to respond to needs throughout the country through 2022

Code	Country Activity - Long Description
ACL1	Provide conditional, nutrition-sensitive and gender-transformative livelihood support to vulnerable people
CPA1	Provide SCOPE, supply chain, ICT, and information management and provision services to partners to promote effective field operations
CPA2	Provide humanitarian air services to partners until appropriate alternatives become available
CSI1	Provide capacity strengthening to emergency preparedness institutions
CSI1	Provide support to government and commercial partners in developing, strengthening and expanding nutritional product value chains
CSI1	Provide support to government officials and partners in enhancing the coherence of zero hunger policy, particularly related to social protection, and the recognition of zero hunger as a development priority
NPA1	Provide a comprehensive, gender-transformative package, including school meals, incentives, and complementary services to school-aged children and their communities
NPA1	Provide nutrition-specific assistance to vulnerable women, boys, and girls to prevent and treat acute malnutrition
URT1	Provide unconditional, nutrition-sensitive food assistance to vulnerable people

Annual Country Report

Afghanistan Country Portfolio Budget 2021 (2018-2023)

Cumulative Financial Overview as at 31 December 2021 (Amount in USD)

Strategic Result	Strategic Outcome	Activity	Needs Based Plan	Allocated Contributions	Advance and Allocation	Allocated Resources	Expenditures	Balance of Resources
1	Vulnerable people in Afghanistan are able to meet their food and nutrition needs during and immediately after emergencies through 2022	Provide nutrition-specific assistance to vulnerable women, boys, and girls to prevent and treat acute malnutrition	0	10,256,769	33,800,000	44,056,769	1,957,157	42,099,612
		Provide unconditional, nutrition-sensitive food assistance to vulnerable people	637,393,212	759,562,686	147,977,025	907,539,710	512,331,911	395,207,800
		Non Activity Specific	0	211,508	0	211,508	0	211,508
	Vulnerable people in Afghanistan are increasingly able to meet their food and nutrition needs on their own by 2022	Provide capacity strengthening to emergency preparedness institutions	610,476	279,018	0	279,018	144,981	134,036
		Provide conditional, nutrition-sensitive and gender-transformative livelihood support to vulnerable people	155,551,770	150,047,950	0	150,047,950	62,941,971	87,105,979

This computer generated report is certified by the Chief of Contribution Accounting and Donor Financial Reporting Branch (FINC)

Annual Country Report

Afghanistan Country Portfolio Budget 2021 (2018-2023)

Cumulative Financial Overview as at 31 December 2021 (Amount in USD)

Strategic Result	Strategic Outcome	Activity	Needs Based Plan	Allocated Contributions	Advance and Allocation	Allocated Resources	Expenditures	Balance of Resources
1	Vulnerable people in Afghanistan are increasingly able to meet their food and nutrition needs on their own by 2022	Non Activity Specific	0	200	0	200	0	200
Subtotal Strategic Result 1. Everyone has access to food (SDG Target 2.1)			793,555,458	920,358,130	181,777,025	1,102,135,155	577,376,019	524,759,135
2	Vulnerable people at each stage of the life cycle in target areas have improved nutrition by 2022	Provide a comprehensive, gender-transformative package, including school meals, incentives, and complementary services to school-aged children and their communities	179,348,441	179,037,623	0	179,037,623	105,480,033	73,557,590
		Non Activity Specific	0	292,106	0	292,106	0	292,106
	Non SO Specific	Non Activity Specific	0	0	0	0	0	0
Subtotal Strategic Result 2. No one suffers from malnutrition (SDG Target 2.2)			179,348,441	179,329,730	0	179,329,730	105,480,033	73,849,696

This computer generated report is certified by the Chief of Contribution Accounting and Donor Financial Reporting Branch (FINC)

Annual Country Report

Afghanistan Country Portfolio Budget 2021 (2018-2023)

Cumulative Financial Overview as at 31 December 2021 (Amount in USD)

Strategic Result	Strategic Outcome	Activity	Needs Based Plan	Allocated Contributions	Advance and Allocation	Allocated Resources	Expenditures	Balance of Resources
4	People throughout the country can have access to a wide range of fortified nutritious food products at affordable prices by 2022	Provide support to government and commercial partners in developing, strengthening and expanding nutritional product value chains	31,252,600	12,285,930	0	12,285,930	9,774,685	2,511,245
Subtotal Strategic Result 4. Food systems are sustainable (SDG Target 2.4)			31,252,600	12,285,930	0	12,285,930	9,774,685	2,511,245
6	National and subnational institutions have a strengthened policy approach to food security and nutrition by 2022	Provide support to government officials and partners in enhancing the coherence of zero hunger policy, particularly related to social protection, and the recognition of zero hunger as a development priority	4,764,517	2,616,656	0	2,616,656	1,026,487	1,590,169
Subtotal Strategic Result 6. Policies to support sustainable development are coherent (SDG Target 17.14)			4,764,517	2,616,656	0	2,616,656	1,026,487	1,590,169

This computer generated report is certified by the Chief of Contribution Accounting and Donor Financial Reporting Branch (FINC)

Annual Country Report

Afghanistan Country Portfolio Budget 2021 (2018-2023)

Cumulative Financial Overview as at 31 December 2021 (Amount in USD)

Strategic Result	Strategic Outcome	Activity	Needs Based Plan	Allocated Contributions	Advance and Allocation	Allocated Resources	Expenditures	Balance of Resources
8	The Humanitarian community has enhanced capacity to respond to needs throughout the country through 2022	Provide humanitarian air services to partners until appropriate alternatives become available	61,397,085	94,834,463	0	94,834,463	52,449,044	42,385,419
		Provide SCOPE, supply chain, ICT, and information management and provision services to partners to promote effective field operations	13,553,473	1,539,392	0	1,539,392	1,250,557	288,834
Subtotal Strategic Result 8. Sharing of knowledge, expertise and technology strengthen global partnership support to country efforts to achieve the SDGs (SDG Target 17.16)			74,950,558	96,373,854	0	96,373,854	53,699,601	42,674,253
	Non SO Specific	Non Activity Specific	0	183,441,410	0	183,441,440	0	183,441,410
Subtotal Strategic Result			0	183,441,410	0	183,441,440	0	183,441,410
Total Direct Operational Cost			1,083,871,575	1,394,405,710	181,777,025	1,576,182,735	747,356,826	828,825,909
Direct Support Cost (DSC)			85,581,636	70,725,350	3,668,283	74,393,633	42,649,544	31,744,089
Total Direct Costs			1,169,453,211	1,465,131,060	185,445,308	1,650,576,368	790,006,370	860,569,998
Indirect Support Cost (ISC)			75,058,886	88,697,049		88,697,049	88,697,049	0
Grand Total			1,244,512,097	1,553,828,109	185,445,308	1,739,273,417	878,703,418	860,569,998

This donor financial report is interim



Wannee Piyabongkarn
Chief

Contribution Accounting and Donor Financial Reporting Branch

Columns Definition

Needs Based Plan

Latest approved version of operational needs. WFP's needs-based plans constitute an appeal for resources to implement operations which are designed based on needs assessments undertaken in collaboration with government counterparts and partners

Allocated Contributions

Allocated contributions include confirmed contributions with exchange rate variations, multilateral contributions, miscellaneous income, resource transferred, cost recovery and other financial adjustments (e.g. refinancing). It excludes internal advance and allocation and contributions that are stipulated by donor for use in future years.

Advance and allocation

Internal advanced/allocated resources but not repaid. This includes different types of internal advance (Internal Project Lending or Macro-advance Financing) and allocation (Immediate Response Account)

Allocated Resources

Sum of Allocated Contributions, Advance and Allocation

Expenditures

Cumulative monetary value of goods and services received and recorded within the reporting period

Balance of Resources

Allocated Resources minus Expenditures