

# Market Monitor Report

MAF | GDS | WFP RAM | Food Security Analysis

## Timor-Leste

April 2022

### Highlights

- As the price of fuel increases substantially, a noticeable upward trend in food prices was observed across Timor-Leste in March 2022 compared to the previous month-reflective of the global trends:
  - Uptick in local rice price by 6 % compared to previous month, likely due to tight supply conditions as the next harvest is only expected in two months' time. The fuel increase is an added burden.
  - An increase in imported rice price by 2 % compared to a month ago mirrored the continued uptick in the FAO All Rice Price Index in the first quarter of 2022.
  - Price of non-cereals had mixed reaction, as eggs exhibited significant increase on the back of supply chain disruptions on the global market while salt and sugar remained subdued.

### Rice price trends

Local rice price averaged US\$ 1.53 US\$ per kg in the month of March 2022, a 6 percent increase from a month ago and 31 percent up compared to the three-year average. The next harvest is expected in two months' time when nominal prices are expected to ease.

During the reference period, there was also an uptick in the price of imported rice which is a widely consumed staple.

Fig. 1: Price trend of local rice (US\$/kg)

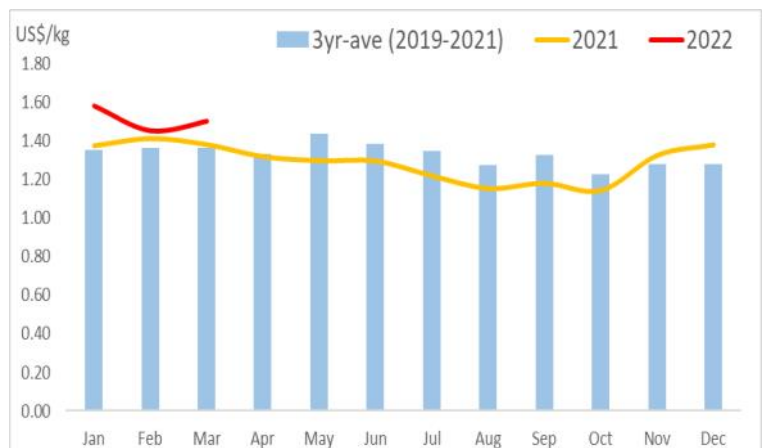
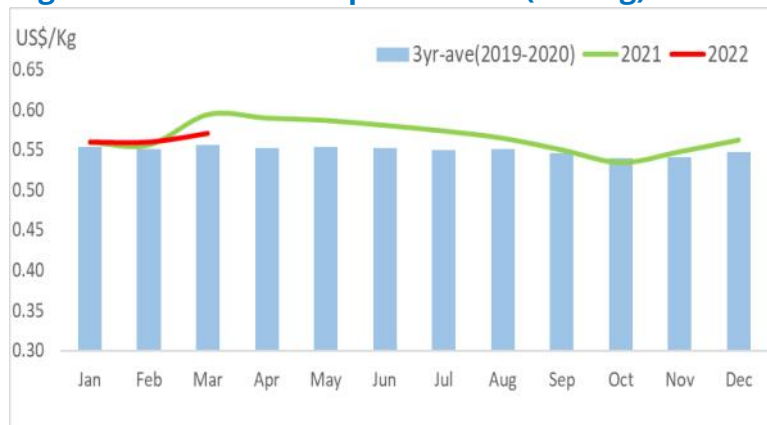


Fig. 2: Price trend of imported rice (US\$/kg)



At 0.57 US\$ per kilogram, imported rice price is 2 percent higher than a month ago and a further 4 percent above three-year average. This is reflective of the global rice price trends measured by FAO All Rice Price Index (2014-2016=100) which has been on a steady increase in the first quarter of 2022. The Index reached 103.0 in March, an increase of 1.6 percentage points from January 2022.

As for the price of other grains, wheat flour increased by 3 percent compared to a month ago on the back of the conflict in Ukraine while maize grain prices remained relatively subdued.

**Fig. 3. Average price of local rice (US\$/kg)**



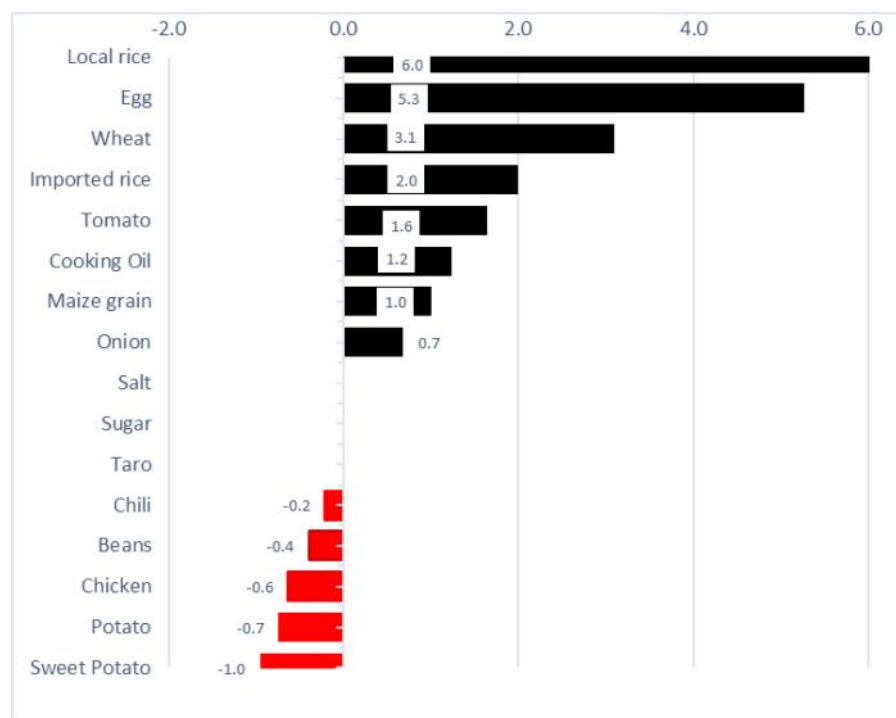
**Fig. 4: Average price of imported rice (US\$/kg)**



**Price trend of Non-Cereals**

During the period under-review, March 2022 over February 2022, there was an increase of 5.3 % for eggs and uptick in the price of tomato (1.6 %), cooking oil (1.2%), while onion, salt and sugar remained relatively stable. Compared to a year-ago, significant price increases were observed for cooking oil at 27% due to supply chain disruptions, onion (19%), tomato (19 %), Chili (19%), and beans (9 %) likely due to seasonality

**Fig. 5: Nominal Prices, percentage changes, March over February**



**Methodology :** To monitor the impact of COVID-19 , global conflict and climate change on market prices, WFP in collaboration with Ministry of Agriculture and Fisheries, and the General Directorate of Statistics collect food price data on a weekly basis across the country's main markets from 12 municipalities (Ainaro, Aileu, Bobonaro, Baucau, Dili, Ermera, Lautem, Liquica, Manatuto, Viqueque, Covalima and Oecusse). On average, around 6 traders per market are surveyed, targeted food commodities weighed, and its price averaged per kilogram. Imported rice price are based on the most consumed brand per retailer. The historical nominal rice prices are taken from the CPI database under the General Directorate of Statistics (GDS) within Ministry of Finance.

