

# Afghanistan

## Countrywide Monthly Market Price Bulletin



**vam**  
food security analysis

Issue 22 (Covering March 2022)

12 April 2022

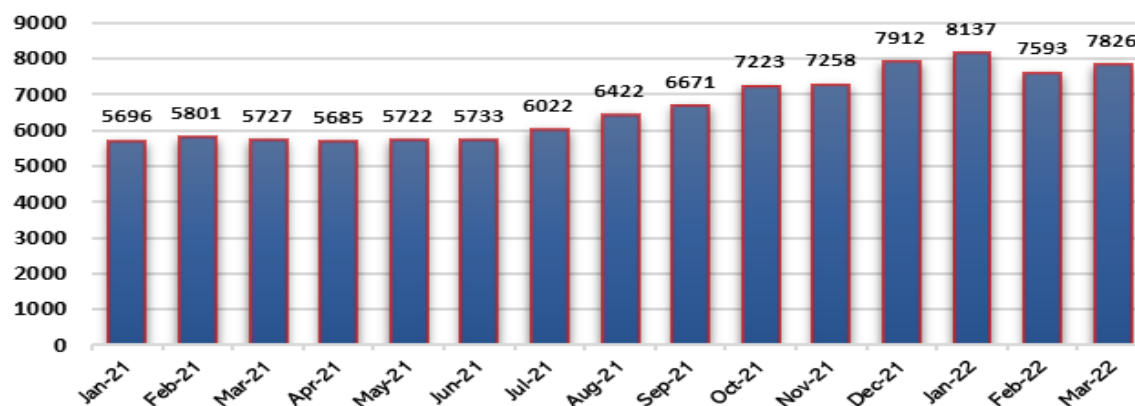
### Highlights

#### In March 2022:

- Prices of main food commodities such as Wheat, wheat flour, rice, cooking oil, pulses and sugar are slightly increased comparing to third week of March 2022 mainly due to decreased of supply, global increases of prices and depreciation of Afghan currency. Though the prices are still higher than last year same time and month of June 2021.
- Food Basket prices was higher by 3%, 37% and 15% comparing to last month, last year same time and two years average respectively. The basket includes 100 kg of Wheat Flour, 9.1 liter of vegetable Oil, 12.5 kg of Pulses and 1 KG salt.
- On average deiseal prices have increased by 8.1% compared to last month, and significantly higher by 74% & 63% to last year same time and month of June 2021 respectively, resulted in higher transportation cost of importing food and none-food commodities to the country.
- As part of typical seasonal progress number of days work available is improved comparing to last month in main urban cities of the country, but still bellow average and last year same time. Agriculture labor opportunities are also slightly improved in rural areas.

Main Food Commodities/Food Access indicators	Price/rate & % of changes				
	March 2021 Price (AFN/Kg), rate	March 2022 Price (AFN/Kg), rate	compared to June 2021	compared to February 2022	
WHEAT (Kg)	31.8	40.6	35.4%	▲	-2.2%
WHEAT FLOUR - High price (Kg)	35.0	45.4	35.7%	▲	-1.0%
WHEAT FLOUR - Low price (Kg)	32.2	41.9	37.4%	▲	-1.3%
RICE HIGH QAULITY (Kg)	87.1	104.8	18.3%	▲	-0.9%
RICE LOW QAULITY (Kg)	49.2	53.0	6.5%	▲	-1.6%
COOKING OIL (Kg)	121.4	176.4	32.3%	▲	2.1%
PULSES (Kg)	91.2	113.0	21.4%	▲	-0.5%
BREAD (Kg)	52.2	59.8	13.3%	▲	0.2%
SALT (Kg)	13.5	15.4	14.8%	▲	-2.1%
SUGAR (Kg)	50.0	62.4	23.3%	▲	-1.9%
DIESEL (LITER)	46.3	80.5	62.6%	▲	8.1%
ONE YEAR ALIVE FEMALE SHEEP (HEAD)	7702.7	7931.6	4.8%	▲	1.6%
LABOUR UNSKILLED/DAY	299.5	283.2	-8.6%	▼	3.6%
LABOUR SKILLED/DAY	640.6	573.2	-11.5%	▼	1.9%
# OF DAYS WORK AVAILABLE/WEEK	2.2	1.6	-36.4%	▼	15.8%
EXCHANGE RATE	77.4	88.2	12.0%	▲	-4.1%
CASUAL LABOUR/WHEAT	9.5	7.1	-31.9%	▼	6.2%
PASTORALIST TOT	244.1	199.9	-21.4%	▼	5.1%

Food Basket Prices



## Wheat:

The average monthly price of wheat grain decreased by 2.2% compared last month , but increased by 27%, 15%, compared to last year same time, two years average and 36% comparing to June 2021 respectively. Significant increases occurred Parwan a& Kapisa by 43%, Samangan & Hirat 38%, Logar & Nimroz 36%, Kabul & Bamyan 33% Kunar 30%, Wardak & Balkh 26% and higher in range of 20-30% increases occurred in remaining of the provinces compared to last years same time.

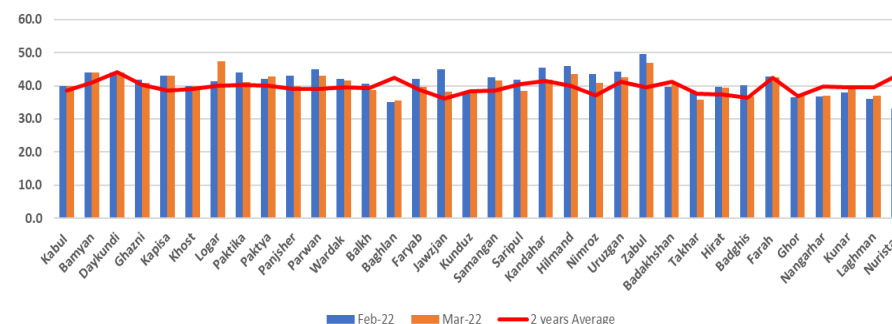
## Wheat Flour (High Price):

The average wheat flour high prices have slightly decreased compared to last month ( 1%) . But increased by 30%, 14% and 36 % comparing to last year same time, two years average and month of June 2021 respectively. Prices significantly increased In Farah 63%, Baghlan 53%, Hirat 49%, Panjsher 48%, Nangarhar 44%, Daykundi 43%, Kunar 42%, Laghman and Kapisa 40% Bamyan, Balkh, Kunduz & Wardak 39% and Samangan 38%. Prices in other prices also remained higher comparing to month of June2021.

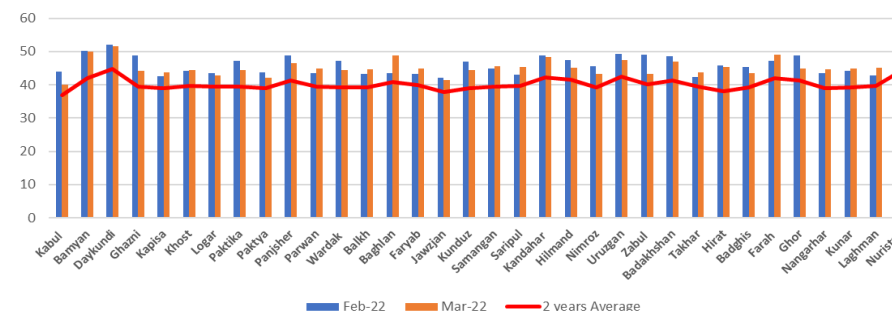
## Wheat Flour (Low Price):

On average prices of wheat flour low price slightly decreased by 1.3% compared to last month. But increased by 31%, 15%, 37% comparing to last year same time, 2 years average , month of June 2021 respectively. Prices spikes occurred in Hirat & Farah by 70%, 54% in Nimroz, 46 % in Panjsher, 45% I Kabul, 44% in Laghman, 42% in Parwan, 41% in Baghlan & Urozgan, 40% in Hilmand, Wardak and Paktika, 39% in Nangarhar and 30-35% in Logar, Bamyan, Daikundi , Ghazni , Kunduz, Takhar , Badakhshan, and Khost provinces comparing to month of June 2021.

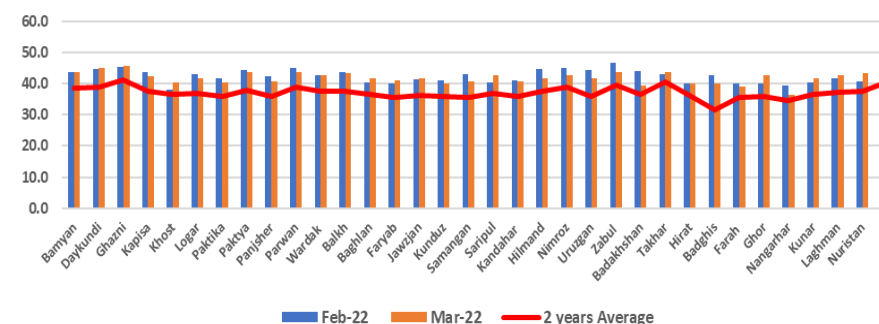
Wheat Grain Price Trends



Wheat Flour High Prices

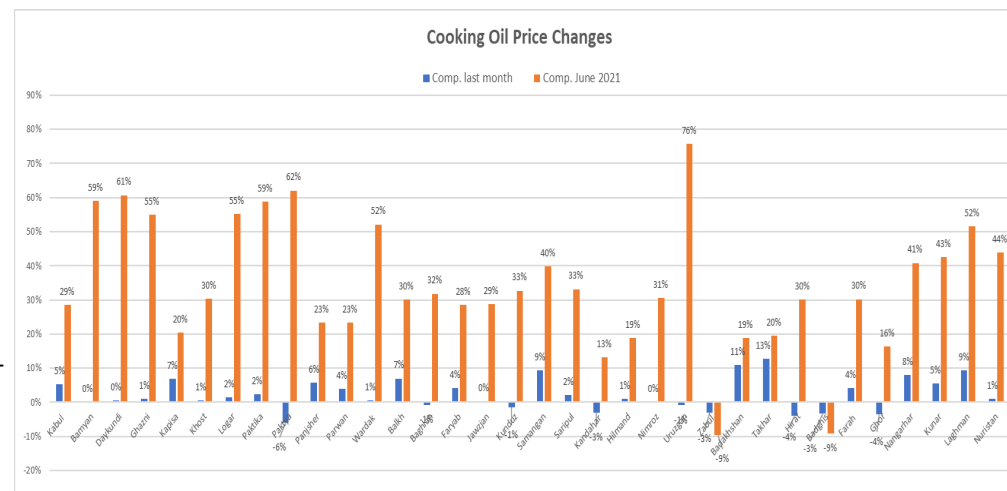


Wheat Flour Low Price



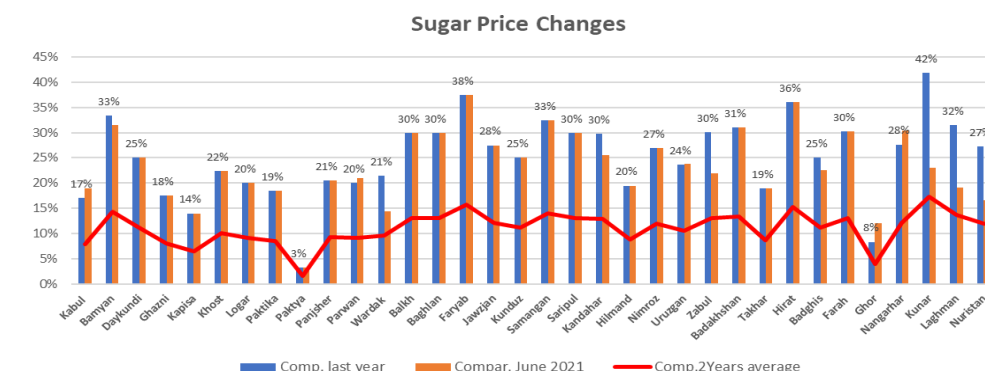
## Cooking Oil:

Cooking oil prices increased by 2.1%, 44%, 18% and 32% comparing to last month, last year same time, two years average and month of June before the recent political change respectively. Comparing to month of June, significant changes occurred in Uruzgan 76%, Paktya 62%, Daikundi 61%, Paktika and Bamyan 59%, Logar 55%, Laghman 52%, Nuristan 44%, Kunar 43% and Nangarhar 41%. Comparing to last month, prices increased mainly in Takhar 13%, Badakhshan 11%, Samangan and Laghman by 9%.



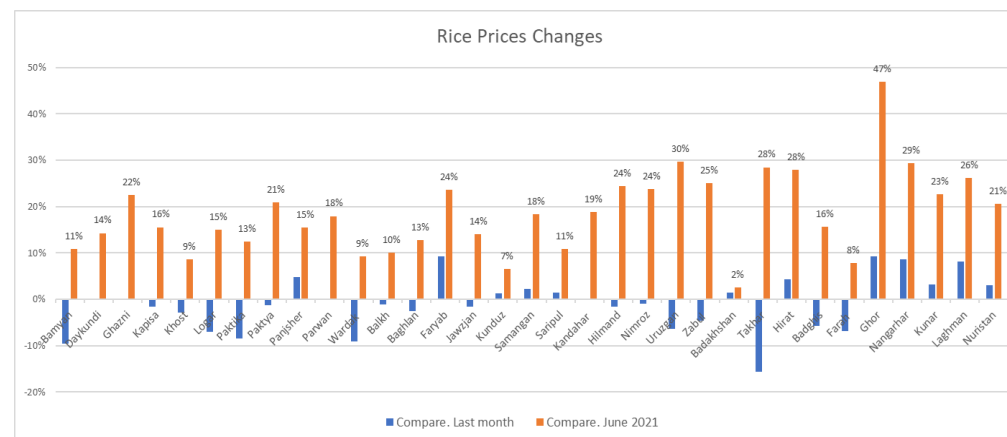
## Sugar :

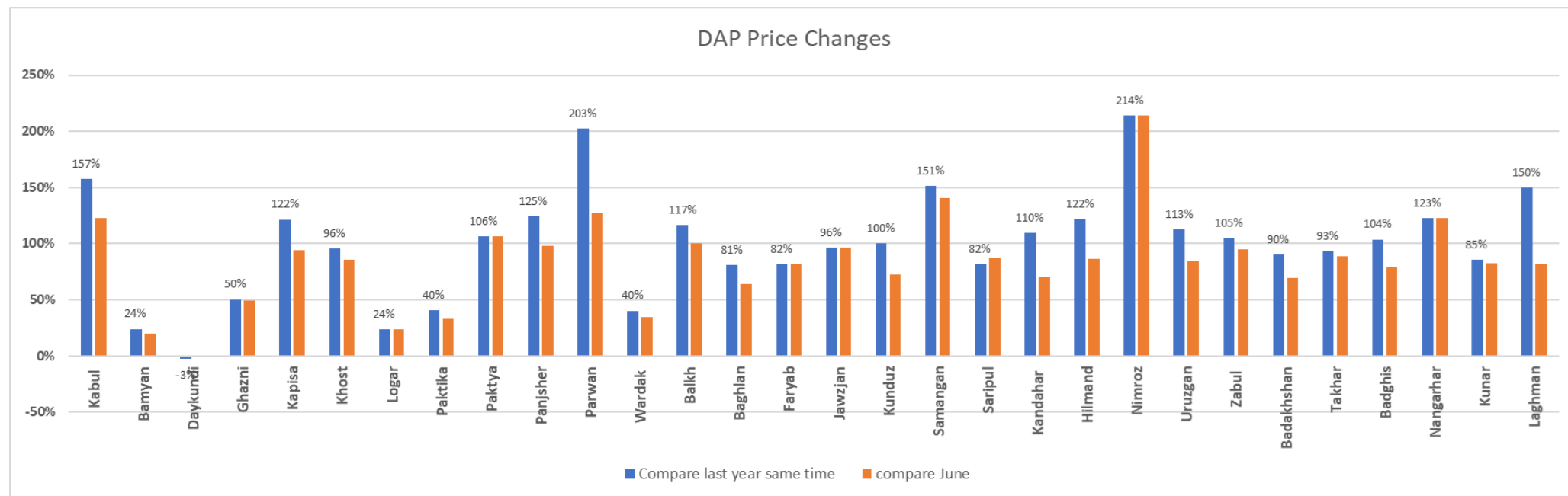
On average sugar prices are slightly decreased by percent comparing to last month. Still considerably higher by 26%, 12%, 23% comparing to last year same time, two years average and month of June 2021 respectively. Higher prices were reported from Kunar 42%, Faryab 38%, Hirat 36%, Bamyan and Samangan 33%, Laghman 32%, Badakhshan 31%, Balkh, Farah, Sari Pul, Zabul, Kandahar & Baghlan 30% and Jawzjan 28% comparing to last month. Prices remained significantly higher in other provinces of the country too.



## Rice High Quality

Price of high quality imported rice remained stable comparing to last month due to stable supply and prices from source markets. In main markets of Pakistan rice prices are still higher by 18% comparing to last year same time and 17% to 5 years average. Same trends are reflected in Afghanistan, comparing to last month the prices are almost the same, but comparing to last year its increased by 22% and higher by 19% comparing to month of June 2021.



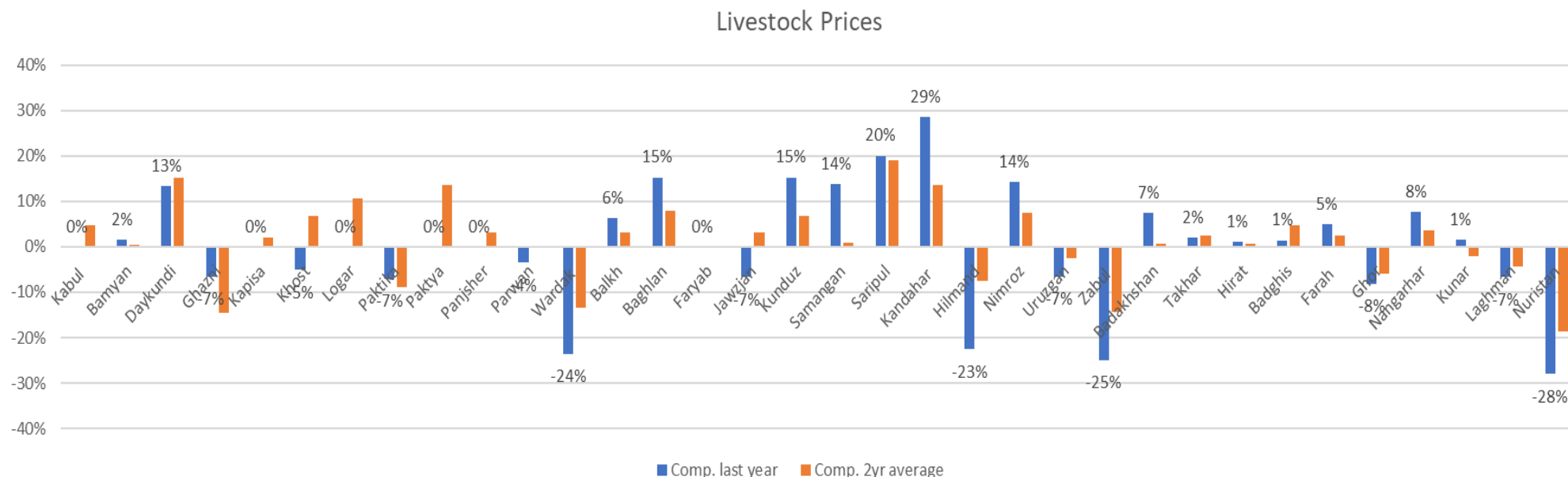


## Fertilizers;

**DAP:** Russia produces enormous amounts of nutrients like potash and phosphate—key ingredients of fertilizers, that's prices have increased globally due to recent conflict. In Afghanistan DAP prices are significantly higher by 108% compared to last year same time and higher by 35% compared to 2 years average. Comparing to month of June prices are higher by 91%. Higher prices were reported from Nimroz, Parwan, Laghman almost the prices are doubled comparing to last year same time and month of June 2021.

## UREA :

On average the price of urea slightly increased comparing to last month. But it's significantly higher by 154%, 43% and 133% compared to last year same time, two year average and month of June 2021 respectively. Comparing to last month higher prices are reported from Paktya by 70%, Samangan 33%, Balkh 18%, and Paktika 13%.



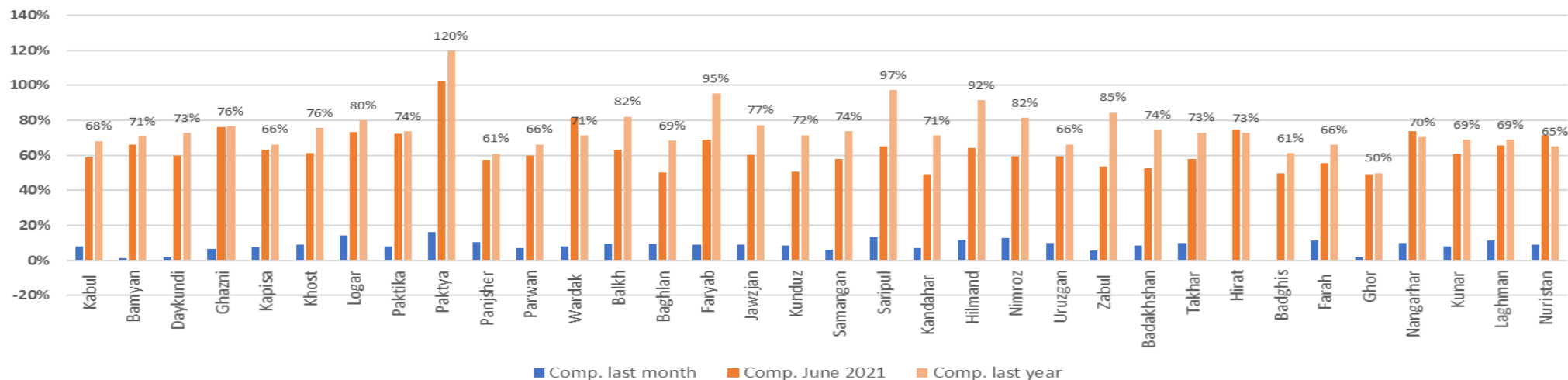
### Livestock Prices:

Due to seasonal progress , on average livestock prices are slightly improved comparing to last month, last year same time and two years average due to favorable pasture condition resulted from above average cumulative precipitation during the last month in most parts of the country. Considerable improvement occurred in Kandahar 29%, Sar-i-pul 20%, Kunduz and Baghlan 15%, Samangan and , Nimroz 14%, Daikundi 13% and Nangarhar 8% comparing to last year same time. Meanwhile, prices of livestock are deteriorated in Nuristan 28%, Zabul 25%, Wardak 24% , Helmand 23%, Ghor 8% Ghazni and Laghman 7%.

### Pastoralist TOT:

On average Pastoralist / Wheat TOT Is improved by 5.1% comparing to last year month, but its significantly deteriorated by 19%, 8%, 21% comparing to last year same time, two years average and June 2021 respectively. This TOT has been improved significantly in Sar-i-pul 33%, Faryab 18%, Helmand Badakhshan & Jawzjan 13%, Herat & Baghlan 9%, Badghis 8% and deteriorated in Khost by 13%, Laghman 12% and Kunar 8% comparing to last month.

Diesel Prices



### Diesel:

As of April 4, The average price of diesel around the world is 1.31 U.S. Dollar per litre. However, there is substantial difference in these prices among countries. The differences in prices across countries are due to the various taxes and subsidies for diesels. In Afghanistan as importing country, on average prices of diesel are higher by 8.1%, 74%, 27%, 63% comparing to last month, last year same time, two years average and month of June 2021 respectively, which has greater contribution in higher transportation cost resulted in higher food commodity prices across the country. In 2021, Russian crude and condensate output reached 10.5 million barrels per day making up 14% of the world's total supply, further bans on Russia's export due to ongoing crisis will be resulted in higher prices globally, specially in European countries and middle east. Russia is exporting 5.7 percent of natural gas to Kazakhstan in case of disruption in this supply chain associated costs will be increased in Kazakhstan & will have its negative implication on exporting wheat to Afghanistan.

**Exchange Rate:** After Afghan currency hitting lowest level against US Dollar in months of Dec 2021 and Jan 2022, during month of March the value of Afghan currency was partially stabilized, as the exchange rate was improved from 92- 88 Afghani indicating 4% improvement against US dollar. Devaluation of Afghan currency associated with economic and political factors increases prices of main food commodities during previous months, its impacts are still tangible in main markets of Afghanistan.