

WFP Market Monitor - Sudan

March 2022

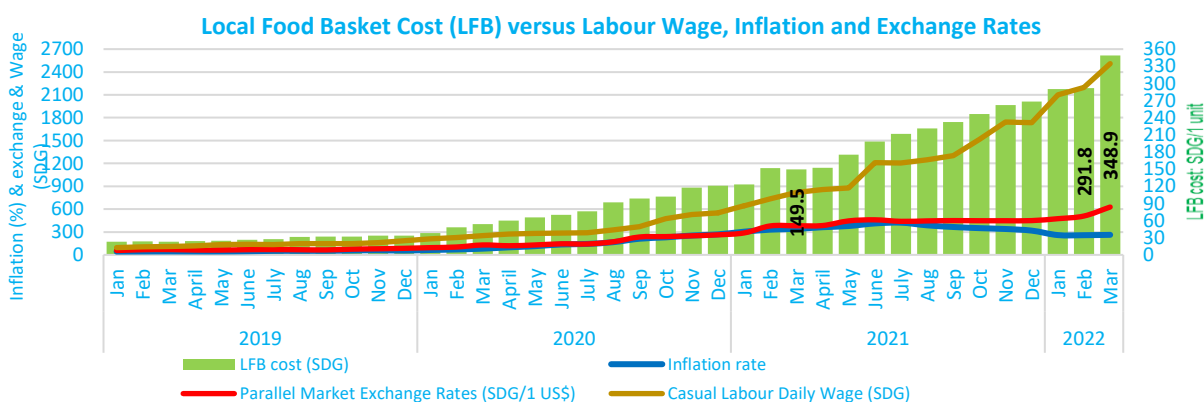
Highlights

- The national average retail price of sorghum was **SDG198.24/Kg**, which is a sharp increase by **20.04%** compared to the previous month.
- The national average retail price of Wheat flour was **SDG681.18/Kg**, which is a significance increase by **13.86%** compared to the previous month.
- The national average retail price of goat was **SDG18,958/head**, which is slight **decrease** by **1.33%** compared to the previous month.
- The national average retail price of groundnut was **SDG11,548/sack**, which is a significance increase by **14.13%** compared to the previous month.
- The national average cost of WFP local food basket was **SDG349.93**, which is a sharp increase by **19.93%** compared to the previous month.

Food Security Outlook

During **March 2022**, the official foreign exchange rate was around **SDG446.35/1US\$**, while the average parallel one was **628SDG/1US\$**, which sharp devaluation by around **23 percent** compared to February 2022. The inflation rate showed slight increase in March 2022 (**263.2 percent**) compared to **258.4 percent** in February 2022, while the monthly percentage change in the consumer price index (**CPI**) was **+13.02 percent** compared to **+14.39 percent** in the previous month. The average cost of WFP local food basket (**LFB**) sharply increased to **SDG349.93** in March compared to **SDG291.77** in February 2022.

The average casual labor daily wage rate has increased to **SDG2,510**, which is an increase by **17.35 percent** compared to **February 2022** while it was higher by **207 percent** compared the same period of previous year (**March 2021**). On the other hand, there was sustained food insecurity and economic crisis which expected to continue after the main summer harvest season, which far below the previous season harvest. The sorghum price in Al-Gadaref Auction Market increased by **18.5 percent** compared to previous month (February 2022) and **140.7 percent** compared the previous year (March 2021). As the result of these factors, the prices of crops and foods are expected to maintain its increasing trends during 2022.



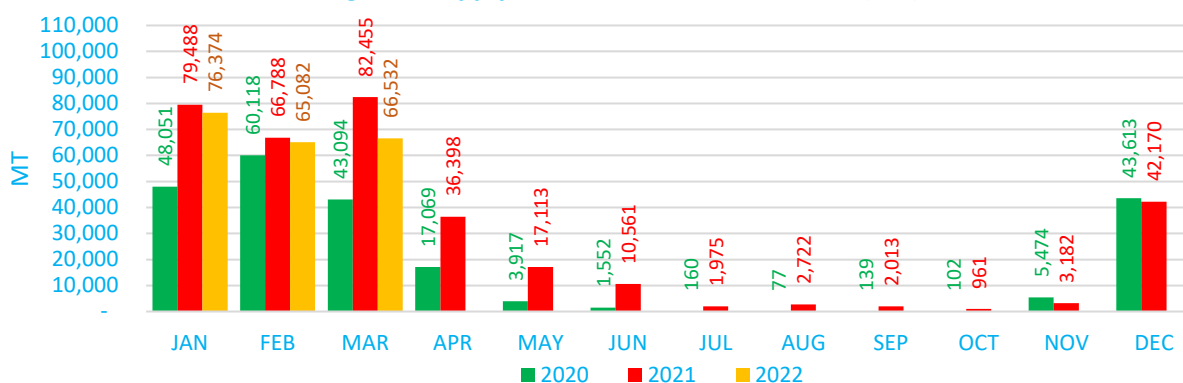
Prices of Basic Food Items and WFP Local Food Basket Cost

Commodity	Unit of Measurement	Current	Previous month		1 year before	
		SDG	SDG	% Change	SDG	% Change
Sorghum	KG	198.24	162.44	↑ 22.04%	100.21	↑ 97.8%
Wheat flour	KG	681.18	598.25	↑ 13.86%	261.92	↑ 160.1%
Goat	Head	18,958	19,213	↓ -1.33%	8,547	↑ 121.8%
Groundnut	Sack (45 KG)	11,548	10,118	↑ 14.13%	8,361	↑ 38.1%
Local Food Basket	Unit	349.93	291.77	↑ 19.93%	149.5	↑ 134.1%

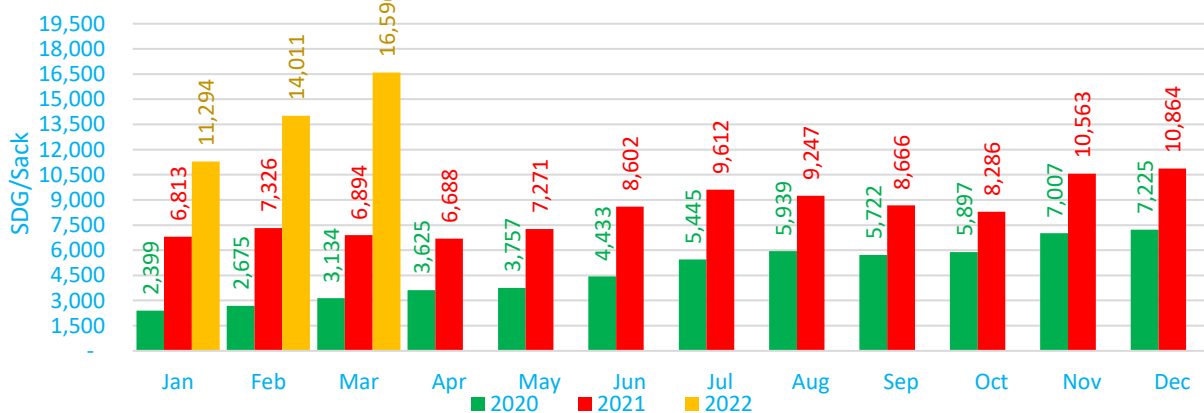
Sorghum Prices and Supplies in Al-Gadaref Auction Market

During **March 2022**, the average price of sorghum in El-Gadarif Auction market was **SDG16,596 per 90Kg sack**, which is a sharp increase by **18.5 percent**) compared to the previous month and **140.7 percent** higher compared to the same month of the previous year. The total supply of sorghum to Auction Market during March 2022 was **MT66,532** compared to **MT82,455** in the same period of previous season (March 2021), which is a decrease by **27.0 percent** while it slightly increased by **2.2 percent** compared to the previous month (February 2022).

Sorghum Supply in ElGadarif Auction Market (MT)



Sorghum Price in ElGadarif Auction Market



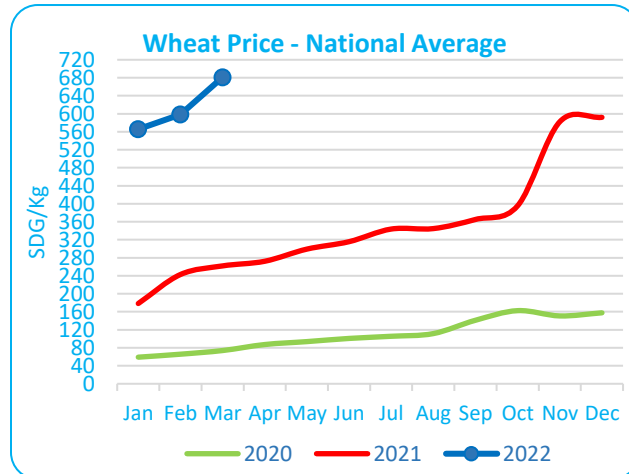
Commodities Prices in WFP Areas



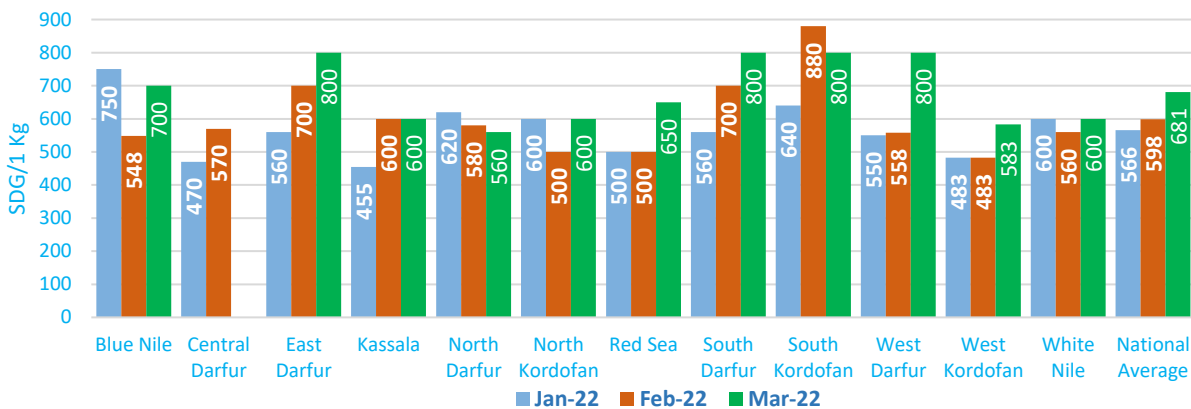
Wheat Flour

National

In March **2022**, the average retail price of wheat flour was **681.2** SDG per Kg, which is increase by **13.9 percent** compared to **February 2022**. The main driver of the increase in the wheat prices was, high cost of production, expected poor harvest this season and lower than average harvest of sorghum. The deterioration in Sudanese currency is expected to push up the wheat prices during the coming months, as Sudan import annually more than **80 percent** its consumption. The average retail price of wheat was **160.1 percent** higher than the same month of previous year.



By States



In March 2022, the wheat flour retail prices were increased in 8 out of 9 states, decreased in 2 while it remains stable in only 1 state compared to the previous month. It was sharply increased in West Darfur (**43.4 percent**), Red Sea (**30.0 percent**), Blue Nile (**27.7 percent**), West Kordofan (**20.7 percent**), North Kordofan (**20.0 percent**), South Darfur (**14.3 percent**), North Darfur (**14.3 percent**) and White Nile (**7.1 percent**). It decreased in South Kordofan (**9.1 percent**) and North Darfur (**3.4 percent**). Wheat prices was stable in Kassala.

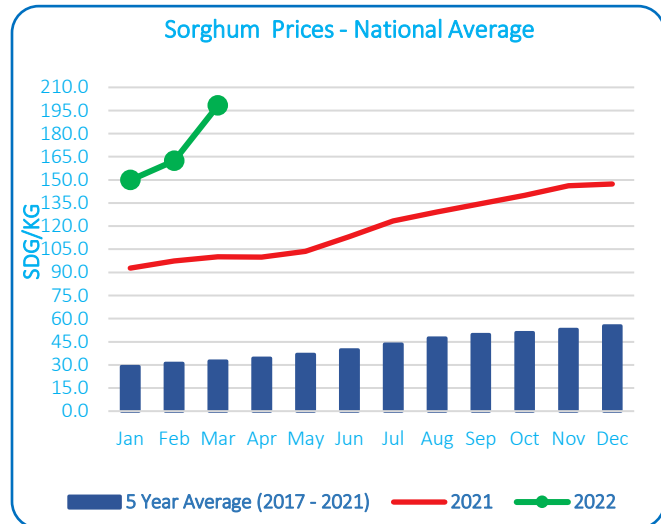
compared to March 2021, the highest increase in the wheat flour price was recorded in West Darfur (**217 percent**) while the lowest increase recorded in North Kordofan (**89 percent**).



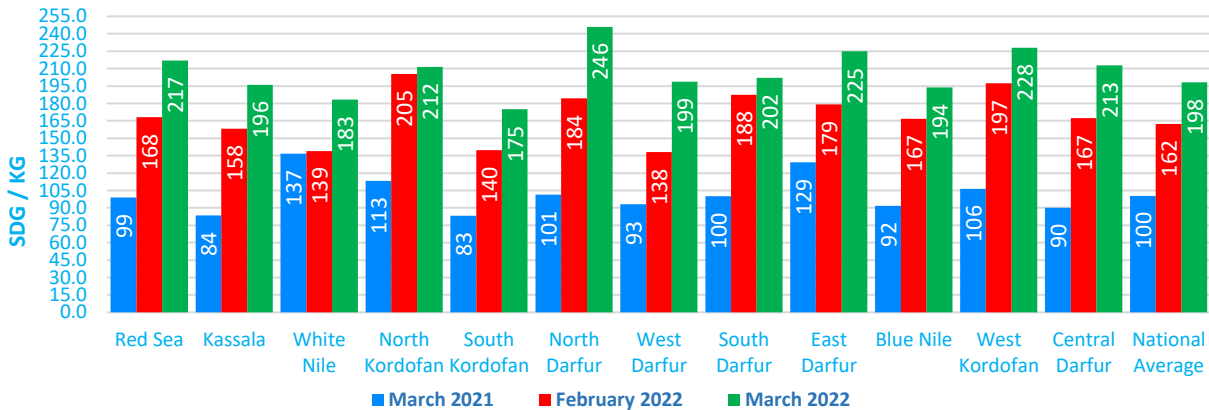
Sorghum

National

In March 2022, the national average retail price of sorghum was **198.24 SDG/Kg**, which is a sharp increase by **22.04 percent** compared to **February 2022**. This increase was due to below average harvest from the last season (2021/2022). Sorghum prices are to increase steeply during the coming lean season, May to August. During March 2022, the average retail price of sorghum was higher by **97.8 percent** compared **March 2021**, while it was **509 percent** higher than the average of past five years of March.




By States



During **March 2022**, sorghum retail prices were increased **all** states compared to the previous month. It was sharply increased in West Darfur (**44.0 percent**), North Darfur (**33.4 percent**), White Nile (**31.9 percent**), Red Sea (**28.9 percent**), Central Darfur (**27.2 percent**), East Darfur (**25.6 percent**), South Kordofan (**25.3 percent**), Kassala (**23.7 percent**), Blue Nile (**16.3 percent**), West Kordofan (**15.5 percent**) while it slightly increased in South Darfur (**7.8 percent**) and North Kordofan (**3.0 percent**) compared to the previous month.

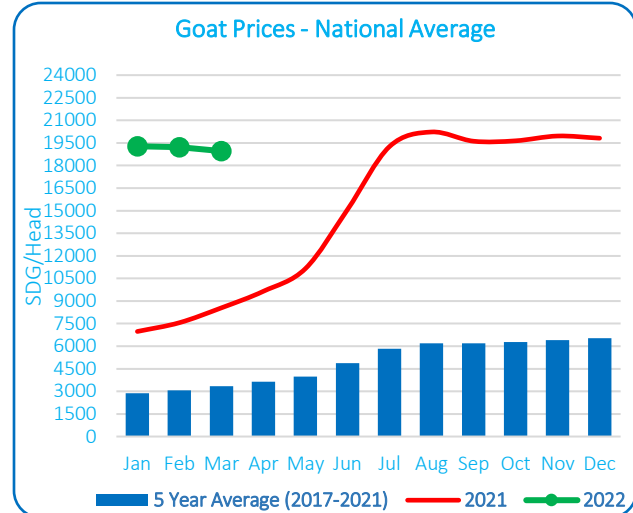
Compared to same period of the previous year, the highest increase in the retail price of sorghum was recorded in North Darfur (**143 percent**), while White Nile state showed the lowest increase (**34.0 percent**) (see the chart in Annex 1 on page 8). It was higher in all states by **376** to **642 percent** compared to the average price for the past five years of March.



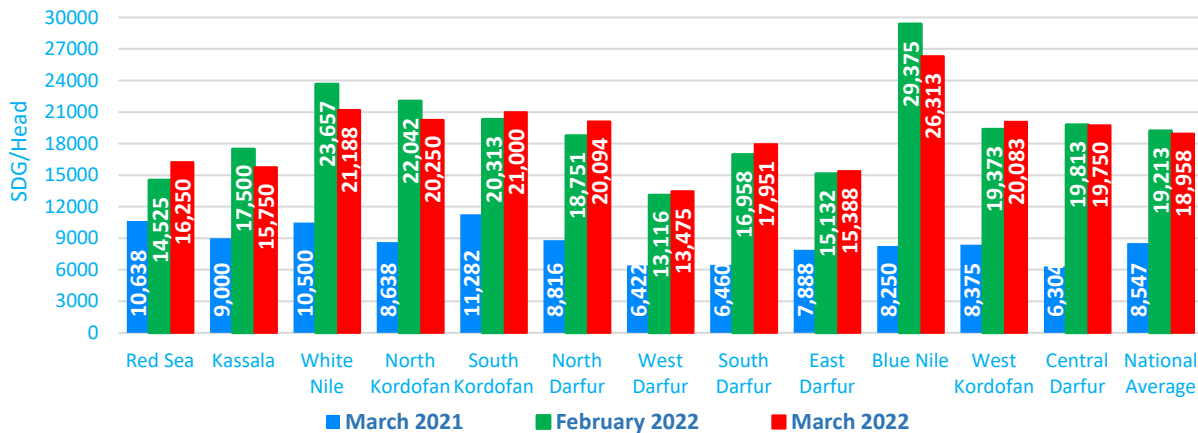
Goat

National

In March 2022, the average retail price of goat was slightly decreased to **18,958SDG per head**, which is a decrease by **1.33 percent** over the previous month. Average price increased by **121.8 percent** compared to the same month of the previous year. It was higher by **468 percent** compared to the five years average of March. The high cost of supplementary feedings is the main cause for this slight decrease in the prices in addition to low demand from internal market, due to diminishing purchasing power of majority of population during the last year.



By States



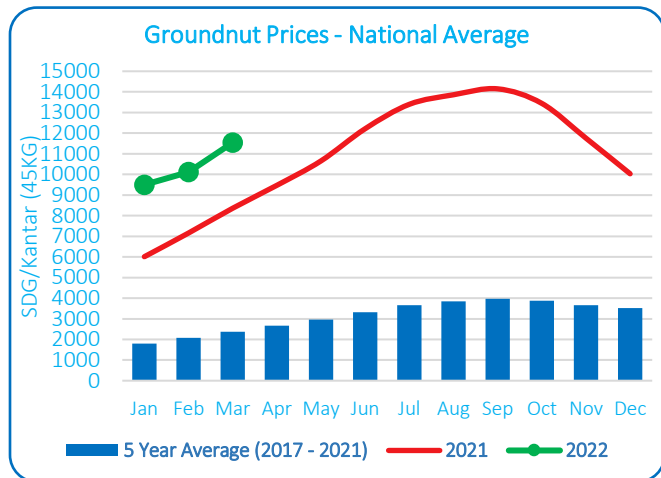
In March 2022, the retail prices for goat were increased in **7** out of **12** states compared to the previous month. Goat prices significantly increased in Red Sea (**11.0 percent**), North Darfur (**7.2 percent**), South Darfur (**5.9 percent**), while slightly increased in West Kordofan (**3.7 percent**), South Kordofan (**3.4 percent**), West Darfur (**2.7 percent**) and East Darfur (**1.7 percent**). It significantly decreased in White Nile (**10.4 percent**), Blue Nile (**10.4 percent**), Kassala (**10.0 percent**), North Kordofan (**8.1 percent**) and while it slightly decreased in Central Darfur (**0.3 percent**). The highest increase in the retail prices of goat compared to the same month of the previous year was recorded in Blue Nile (**219 percent**), while the lowest increase recorded in Red Sea (**52.8 percent**). Goat prices increased by **320 to 740 percent** compared to the five years average of March.



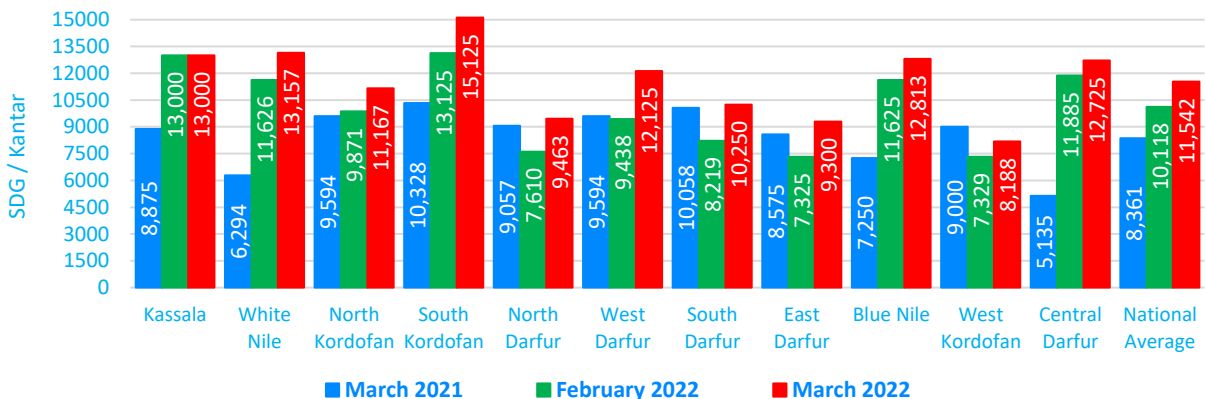
Groundnuts

National

In March, the average retail price of raw groundnut was **11,548 Sudanese pound per Kantar**, which is an increase by **14.13 percent** compared to the previous month (February 2022). This increase is attributed to diminishing supply from the last season harvest (2021/2022) and the high cost of imported oilseeds as the result of high devaluation in local currency during last month. The average retail price of groundnut was higher by **38.1 percent** compared to the same month of the previous year. The national average price was higher by **385 percent** compared to previous five years average of March.



By States

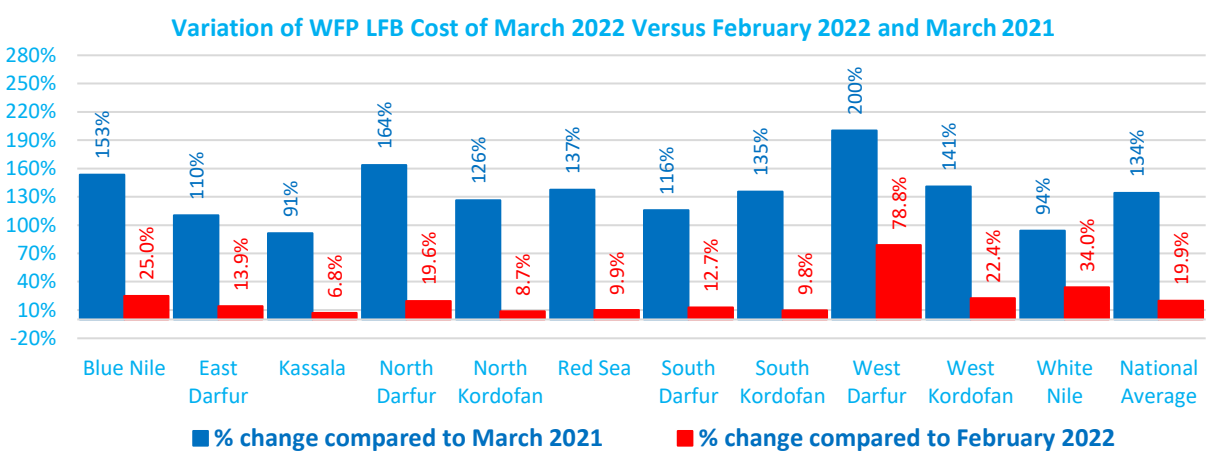
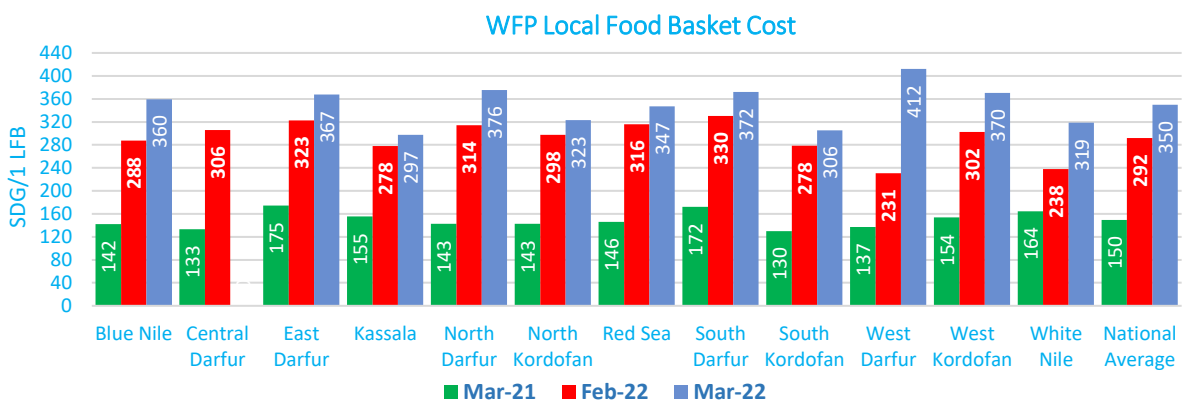
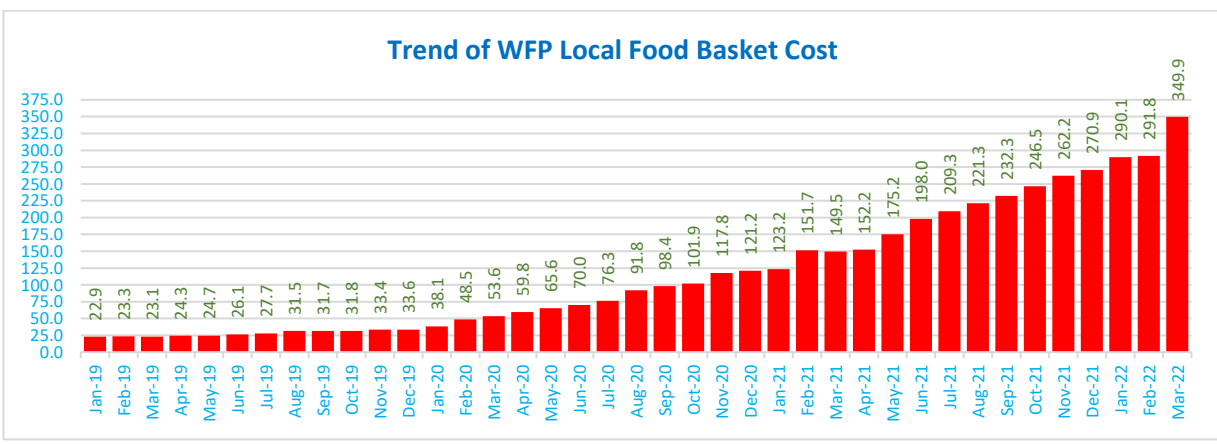


During March 2022, the groundnut retail prices were increased in **9 out of 10** states compared to the previous month, except Kassala where it remained stable. It sharply increased in West Darfur (**28.5 percent**), East Darfur (**27.0 percent**), South Darfur (**24.7 percent**), North Darfur (**24.4 percent**), South Kordofan (**15.2 percent**), White Nile (**13.2 percent**), West Kordofan (**11.7 percent**), Blue Nile (**10.2 percent**) and Central Darfur (**7.2 percent**).

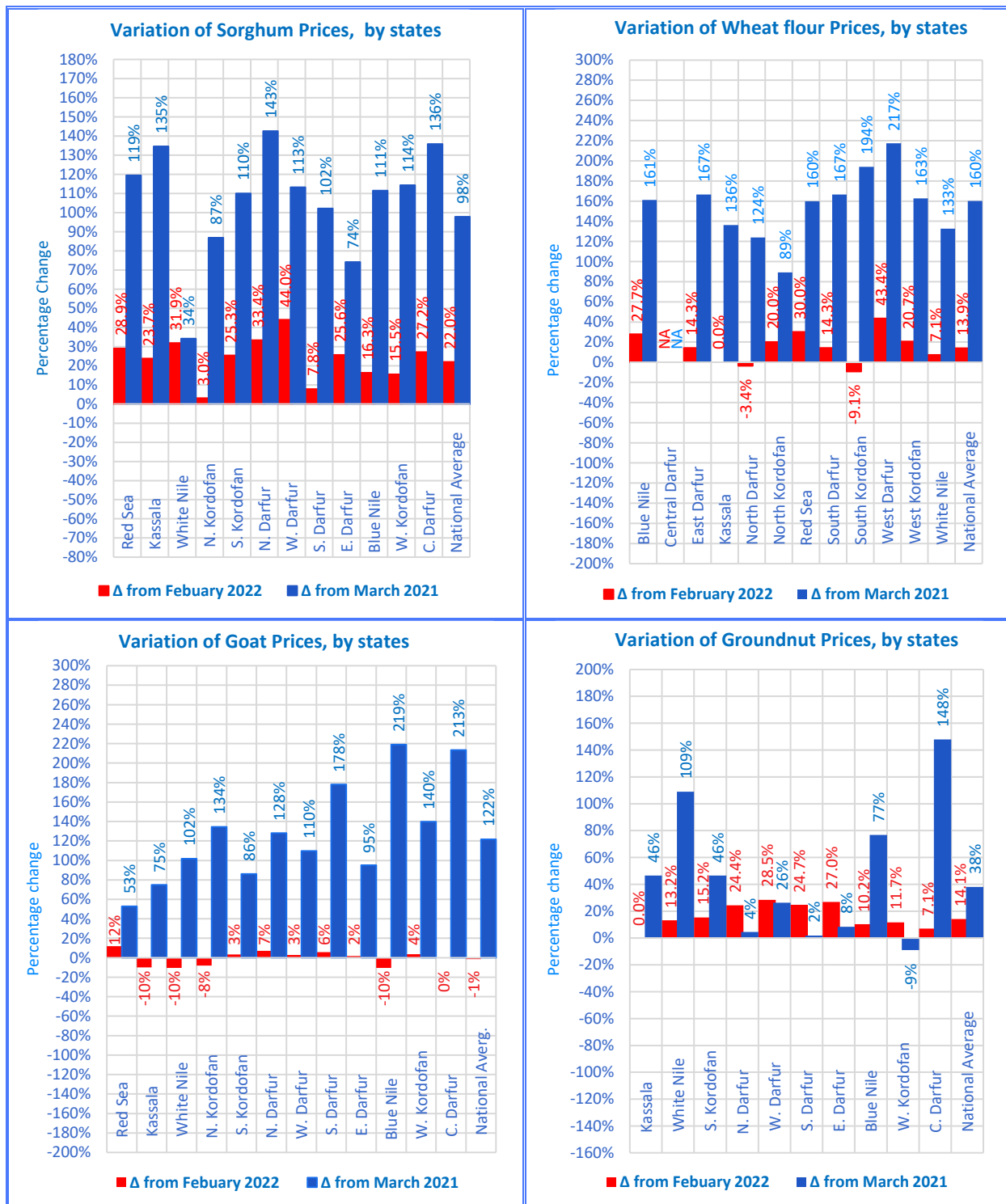
During **March 2022**, the largest increase in the groundnut price was recorded in Central Darfur (**148 percent**) while the largest decrease recorded in West Kordofan (**9 percent**) compared to the same period of previous year (see the chart in Annex 1 on page 8). Groundnut prices have shown sharp increase by **268 to 697 percent** compared to the average prices for the past five years of March.

Cost of WFP Local Food Basket (LFB)

- In March 2022, the national average cost of WFP local food basket was **349.93** Sudanese pounds which is an increased by **19.93 percent** compared to the previous month. The cost of WFP LFB increased by **134.1 percent** compared to the same period of the last year (**March 2021**).
- In March 2022, the highest cost of WFP local food basket was recorded in West Darfur (**SDG412**) followed by North Darfur (**SDG376**), while the lowest cost of WFP LFB was recorded in Kassala (**SDG 297**).



Annex 1: The Percentage Change of Sorghum, Wheat, Goat and Groundnut Prices Compared to the February 2022 & March 2021



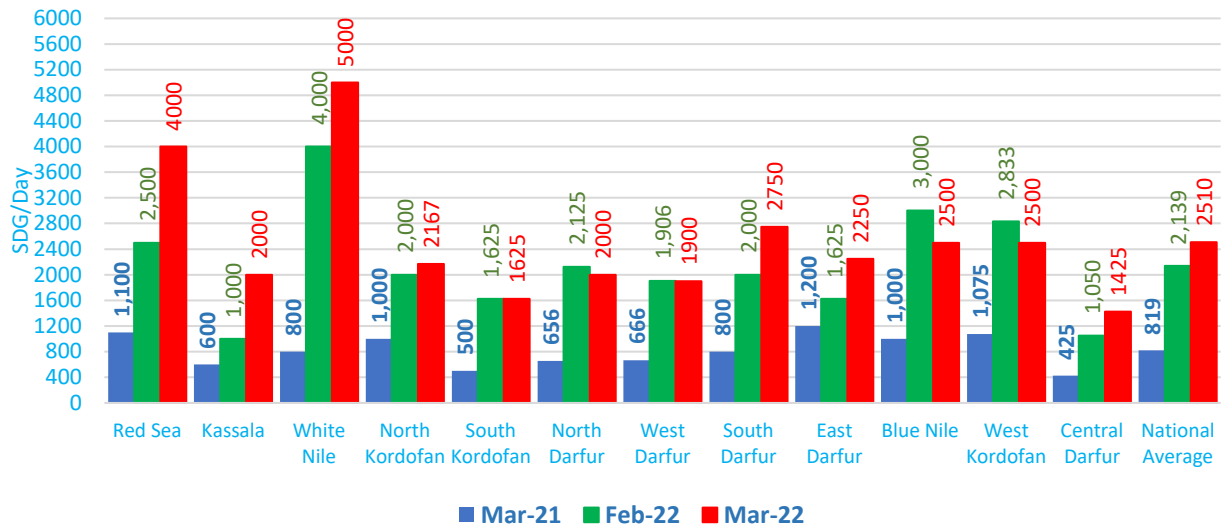
Annex 2: Change in the retail prices of the cash-based transfer (CBT) food Items:

Commodity	Unit	Mar-22	Feb-22	Mar-21	Change of retail price compare to previous month	Change of retail prices compare to same month - last year
Sorghum	SDG/Kg	231.91	163.75	97.19	↑ 41.6%	↑ 139%
Onion	SDG/Kg	396.45	366.50	140.67	↑ 8.2%	↑ 182%
Vegetable Oil (groundnut)	SDG/litre	1,296.09	1,027.92	815.50	↑ 26.1%	↑ 59%
Cow Meat	SDG/Kg	1,874.00	1,907.25	908.33	→ -1.7%	↑ 106%
Goat_Sheep Meat	SDG/Kg	2,551.82	2,363.92	1,086.67	↑ 7.9%	↑ 135%
Powder Milk	SDG/Kg	4,058.18	3,491.75	1,815.00	↑ 16.2%	↑ 124%
Dry Tomatoes	SDG/Kg	1,811.45	1,910.67	478.42	↓ -5.2%	↑ 279%
Sugar	SDG/Kg	611.91	441.00	275.92	↑ 38.8%	↑ 122%
Pulses - Fabi bean	SDG/Kg	1,345.09	2,235.58	458.17	↓ -39.8%	↑ 194%
Iodized salt	SDG/Kg	256.82	268.25	120.17	↓ -4.3%	↑ 114%
Wheat Flour	SDG/Kg	681.18	598.25	261.92	↑ 13.9%	↑ 160%



Increase if % > + 2
Stable if % between -2 and +2
Decrease if % < - 2

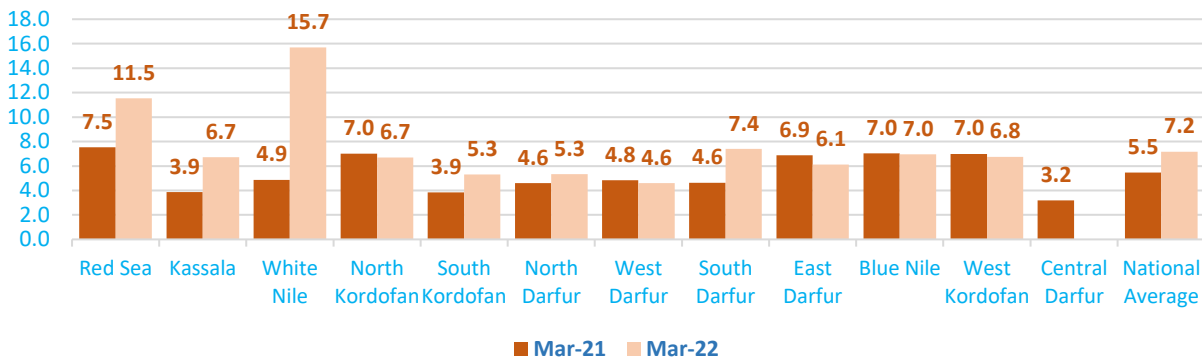
Annex 3: Casual Labor Wage - Daily Rate (SDG/Day)



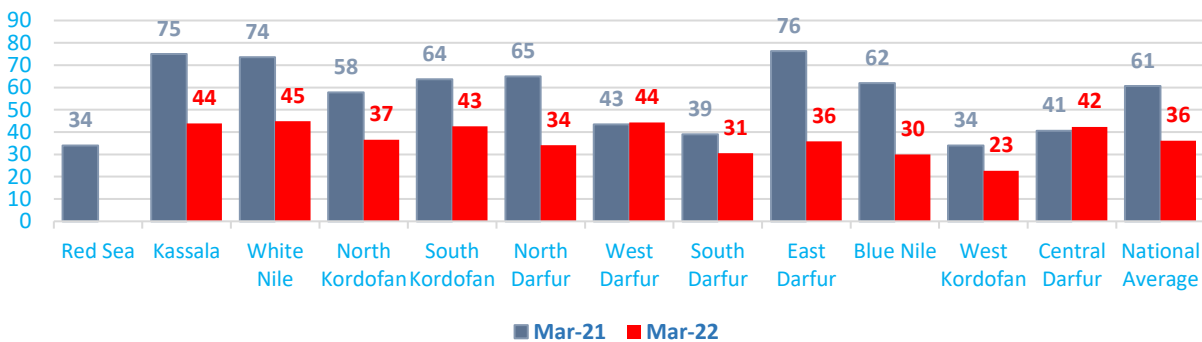
Annex 4: Terms of Trade

During March 2022 compared to same period of the previous year, there was a slight improvement in the terms of trade between the WFP local food basket and casual labor wage in most state, except for East Darfur, West Darfur and North Kordofan where it slightly deteriorated. The TOT between LFB and groundnut deteriorated in all states except West Darfur and Central Darfur where it slightly improved. The TOT between LFB and goat was decreased in most states, except Central Darfur, red Sea and White Nile where it slightly improved.

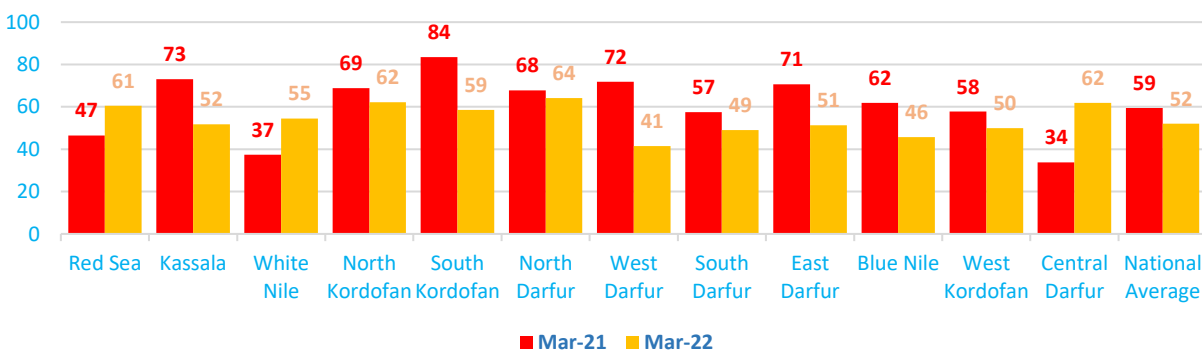
Casual Labor Wage - Daily Rate versus WFP LFB



Groundnut (1 sack of 45Kg) versus WFP LFB

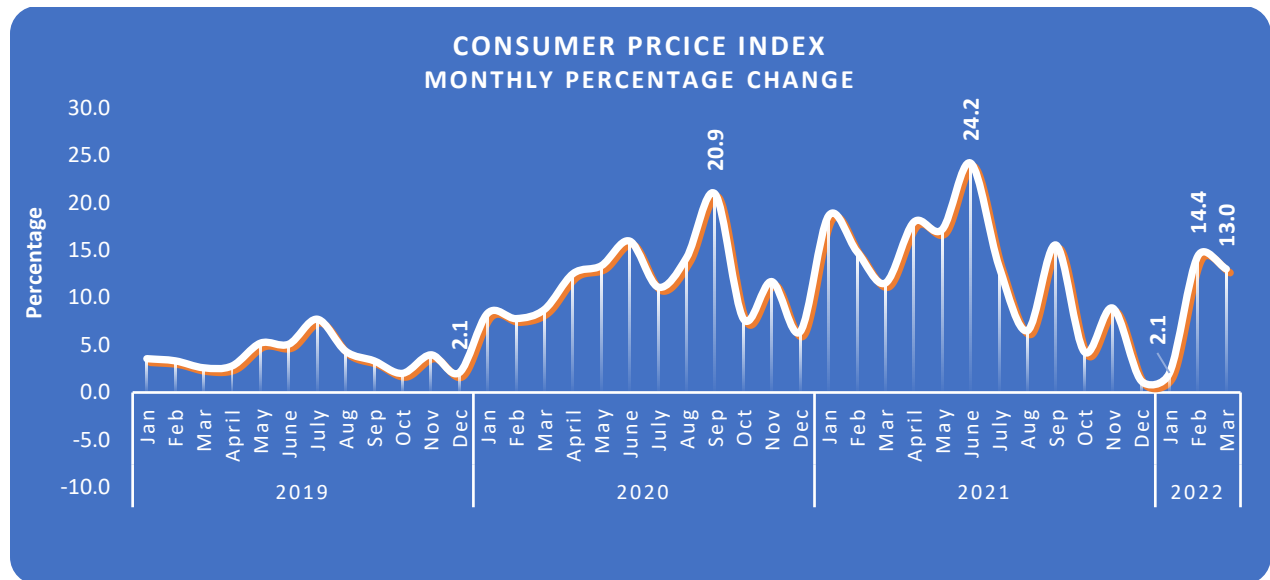


Goat (one medium size) versus WFP LFB



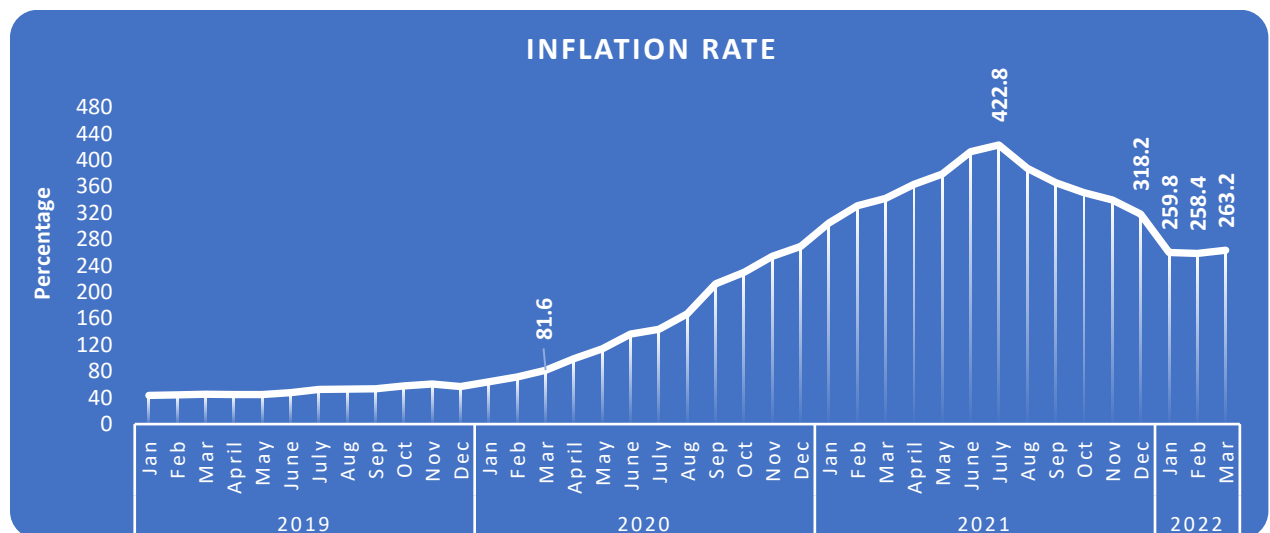
Annex 5: Sudan Inflation Rate - Consumer Price Index (CPI1):

(Source: SUDAN CENTRAL BUREAU OF STATISTICS)



The monthly percentage change of Consumer Price Index (CPI):

In March 2022, the amount that consumer paid for a basket of goods and services increased by 13.02 percent compared to what he paid for the same basket in February 2022.



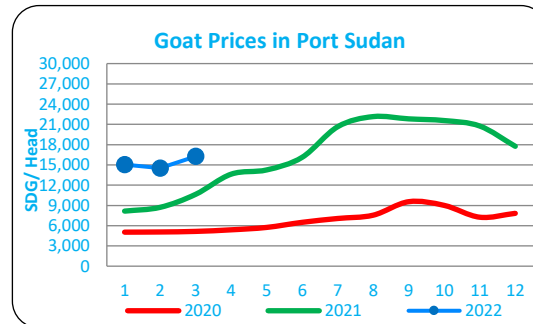
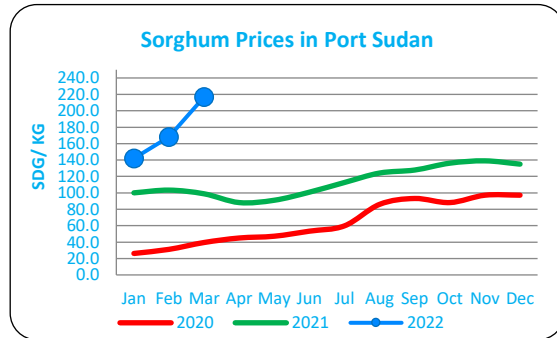
Inflation Rate:

In March 2022, the amount that consumer paid for a basket of goods and services increased by 263.2 percent compared to what he paid for the same basket in March 2021.

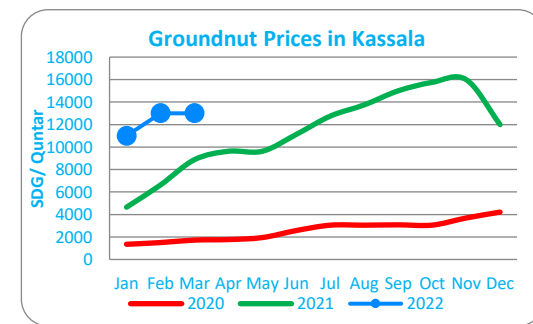
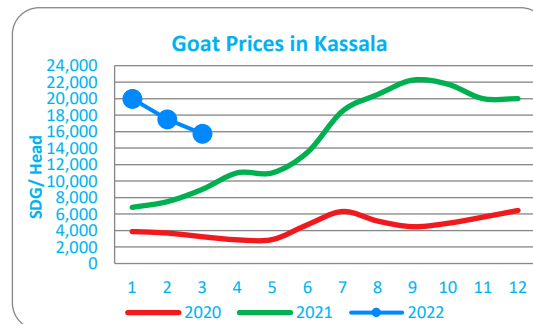
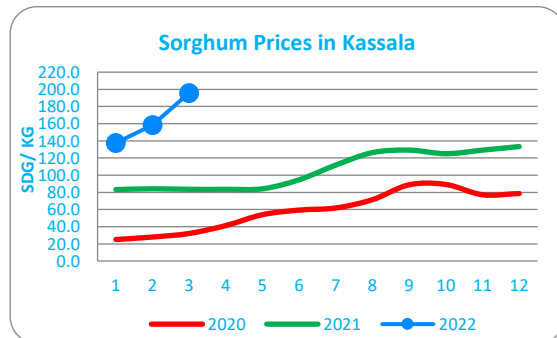
¹ *Consumer Price Index (CPI): The Consumer Price Index measures the average change in prices over time that consumers pay for a basket of goods and services.*

Annex 6: Sorghum, Goat and Groundnut Price Trends by States

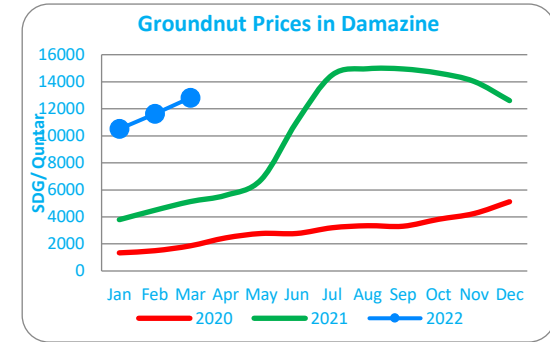
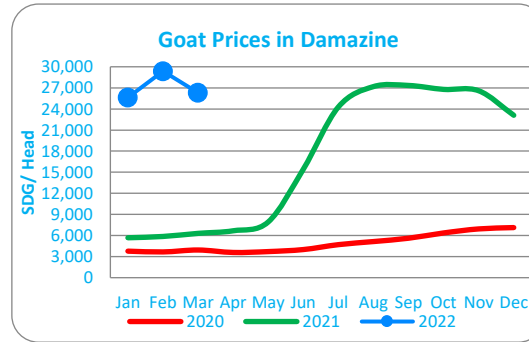
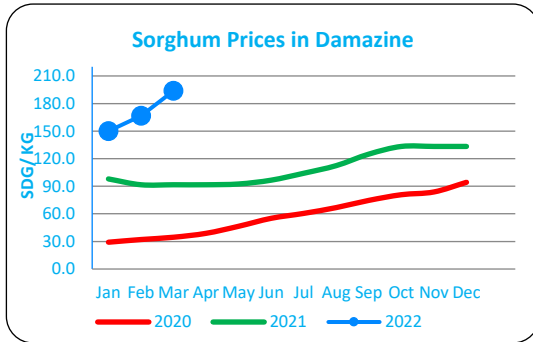
Red Sea



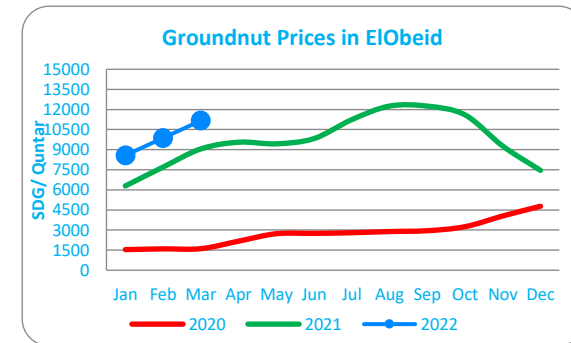
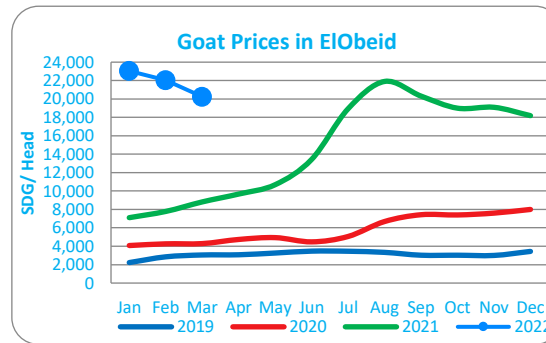
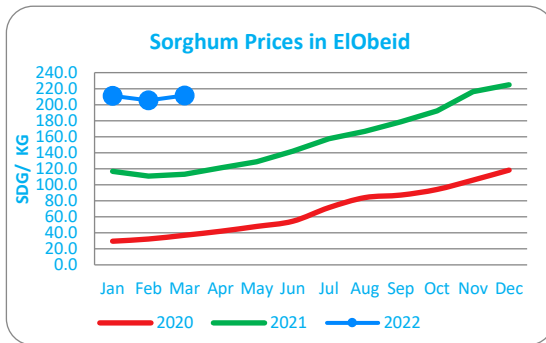
Kassala



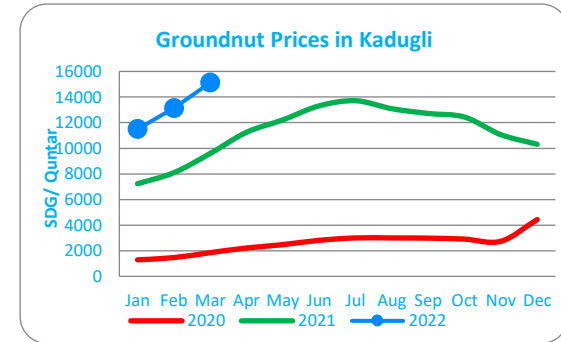
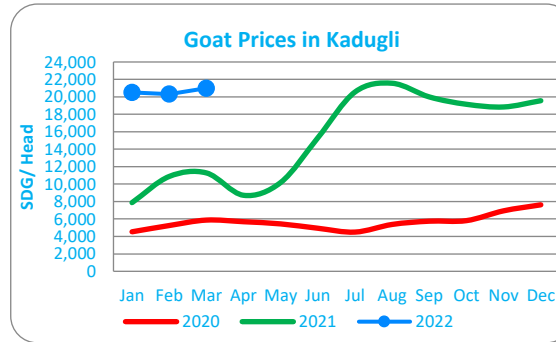
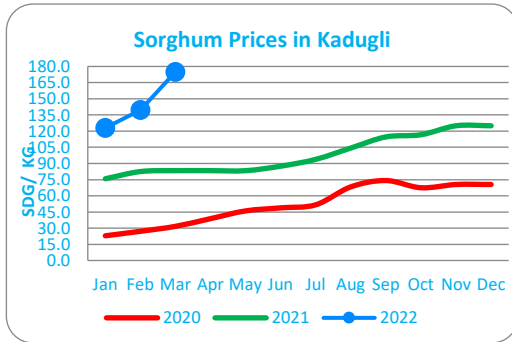
Blue Nile



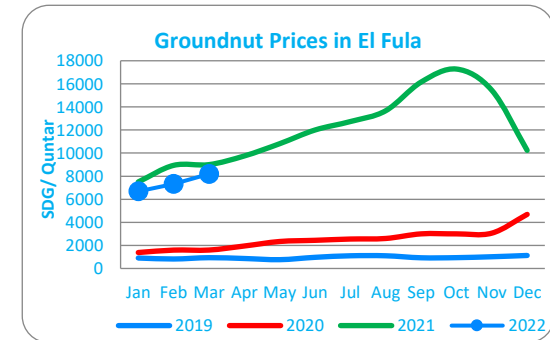
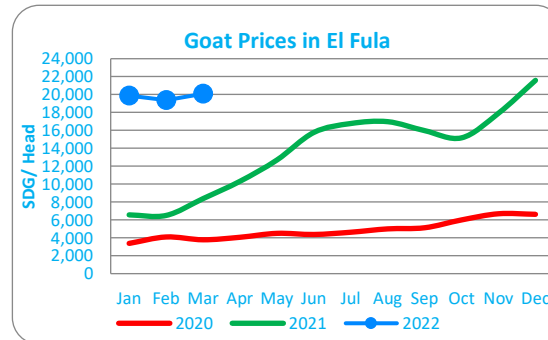
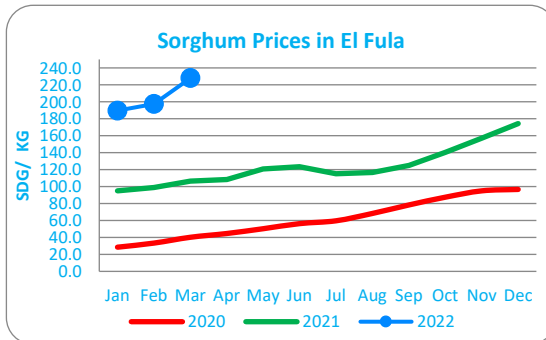
North Kordofan



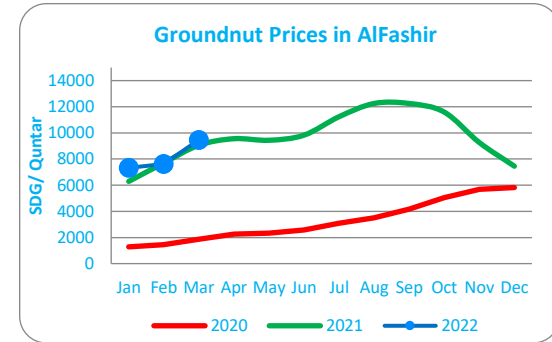
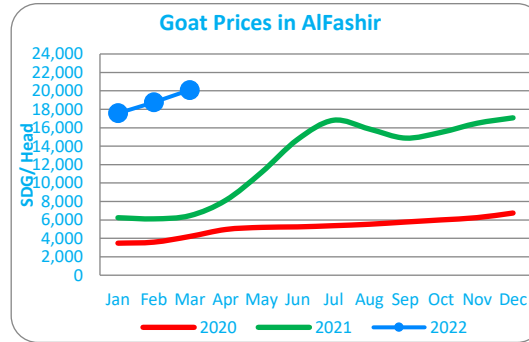
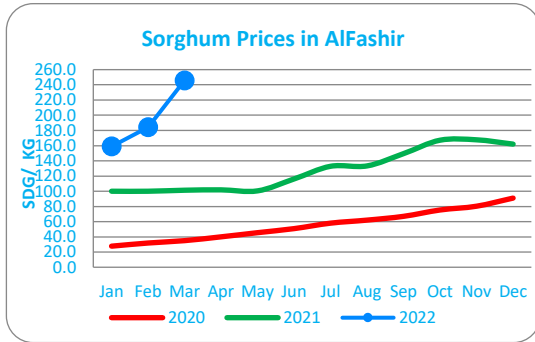
South Kordofan



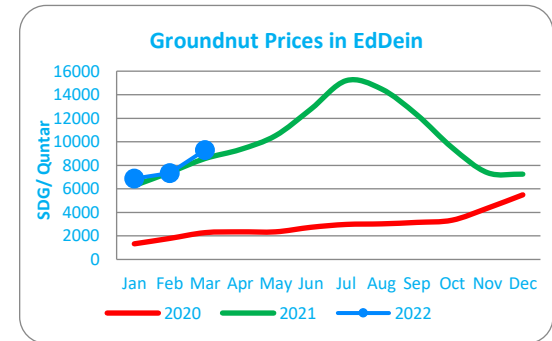
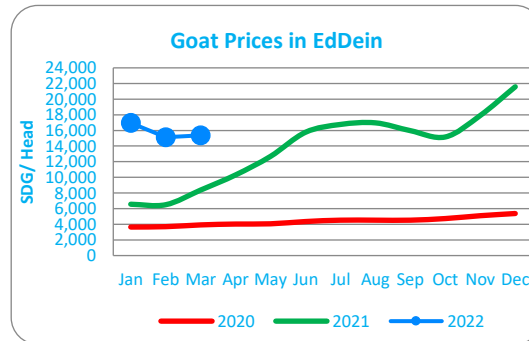
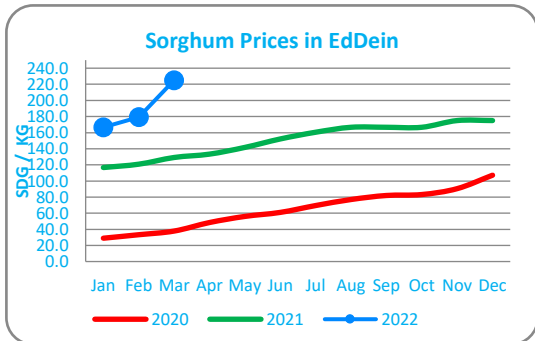
West Kordofan



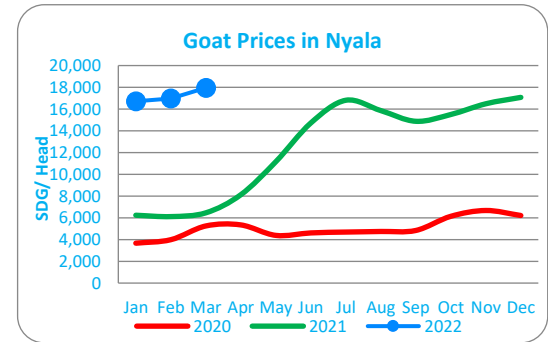
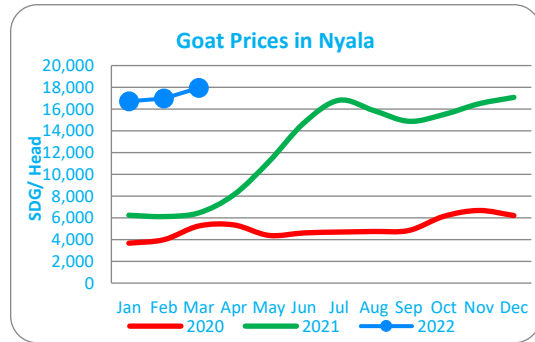
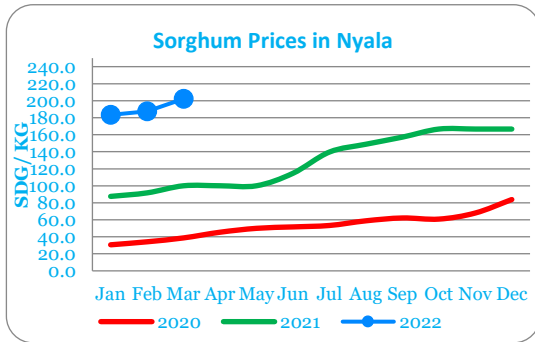
North Darfur



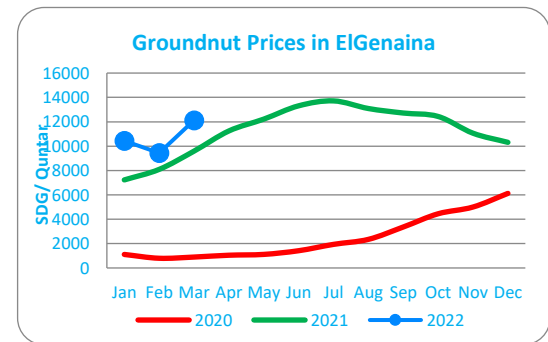
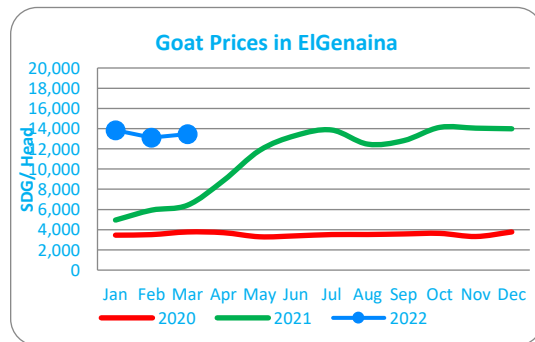
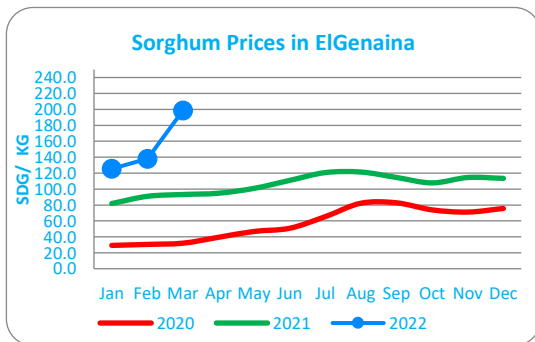
East Darfur



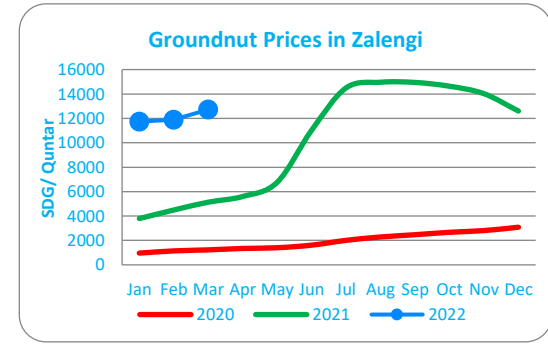
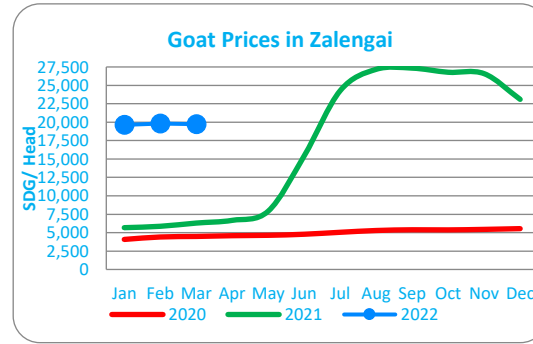
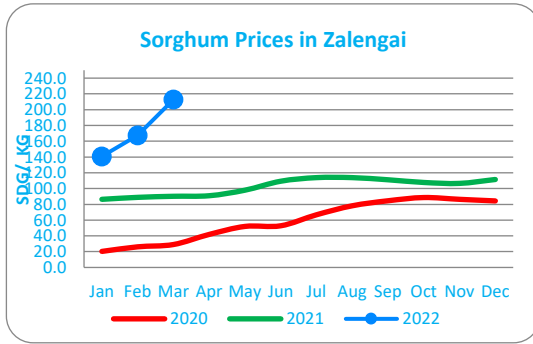
South Darfur



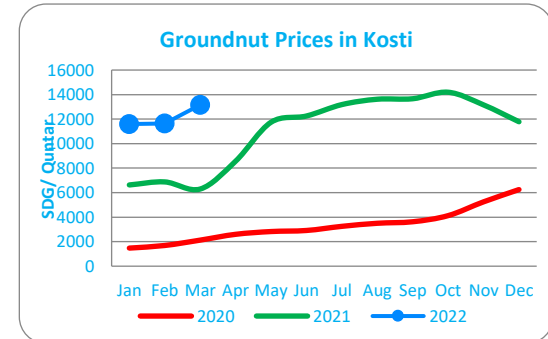
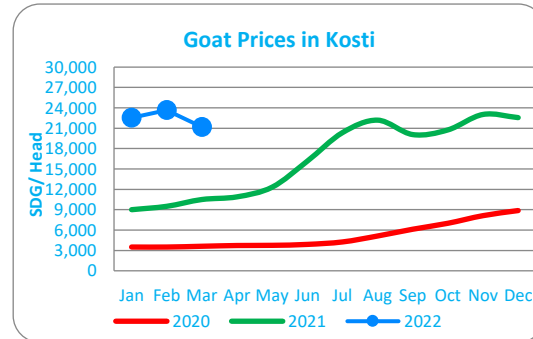
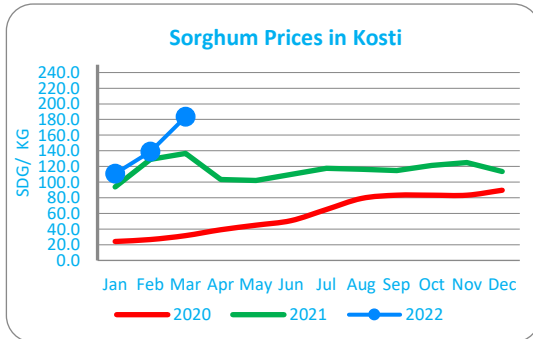
West Darfur



Central Darfur



White Nile



National Averages

