



DJIBOUTI – MONTHLY PRICE MONITORING BULLETIN

Djibouti City and County Towns

May 2022

KEY POINTS

- According to the seasonal calendar (see [FEWSNET](#)), the month of May is normally characterized by Diraac/Sugum rains and the start of fruit market gardening, however, this year it has not rained yet and the country is facing a drought. Regarding livestock, it is a month of migration within the Southeast and also the beginning of migration of livestock from central areas to the mountains. Regarding consumption, the month of May 2022 started with the Eid celebrations and the end of Ramadan.
- In terms of supply, Djibouti covers up to 90 percent of its food needs through imports as a net food importer (see [FSNMS](#)). Food needs are met by imports from neighboring countries, such as Somalia or Ethiopia, especially for vegetables and fruits; or and other distant countries, such as India or Turkey or the United Arab Emirates, in particular for main staple foods, sugar and vegetable oil. Some products, such as a brand of pasta, bread, charcoal, fagot or animals only are locally produced.
- Overall, an increase in staple food prices of 13 to 21 percent and that of sugar by 8 percent was observed in Djibouti City compared to the previous month. These prices remained stable in interior regions except in Arta where a 25 percent increase in the price of imported rice was observed. On the other hand, the price of vegetable oil has increased in interior regions with a very marked increase of 14 to 18 percent in Tadjourah and Dikhill. Current prices are at least 20 percent higher than in 2021 in the same month. They are also well above the average of the last 5 years, especially the price of vegetable oil, with the exception of that of Ali Sabieh which remained at the average level.
- Globally, Russia and Ukraine together produce 30 percent of wheat and 20 percent of corn worldwide. 23 percent of wheat exports and 43 percent of corn exports for the 2021/2022 season, from these two countries, are immobilized due to the conflict, which does not allow the sale of products. Moreover, the weight of Russia on the world energy market is colossal: it is the third producer and second exporter of oil, and first exporter of natural gas. All of this has an impact on the delivery and prices of products imported by Djibouti (WFP, 2022).

For more information contact:

- Abdoukader MOUSSA – moussa.abdoukaderqueda@wfp.org, Vulnerability Analysis and Mapping
- Isabelle NIRINA – isabelle.nirina@wfp.org, Vulnerability Analysis and Mapping
- Olivia HANTZ - olivia.hantz@wfp.org, Deputy Country Director, WFP Djibouti
- Mary NJORGE CD, mary.njoroge@wfp.org, Country Director, WFP Djibouti

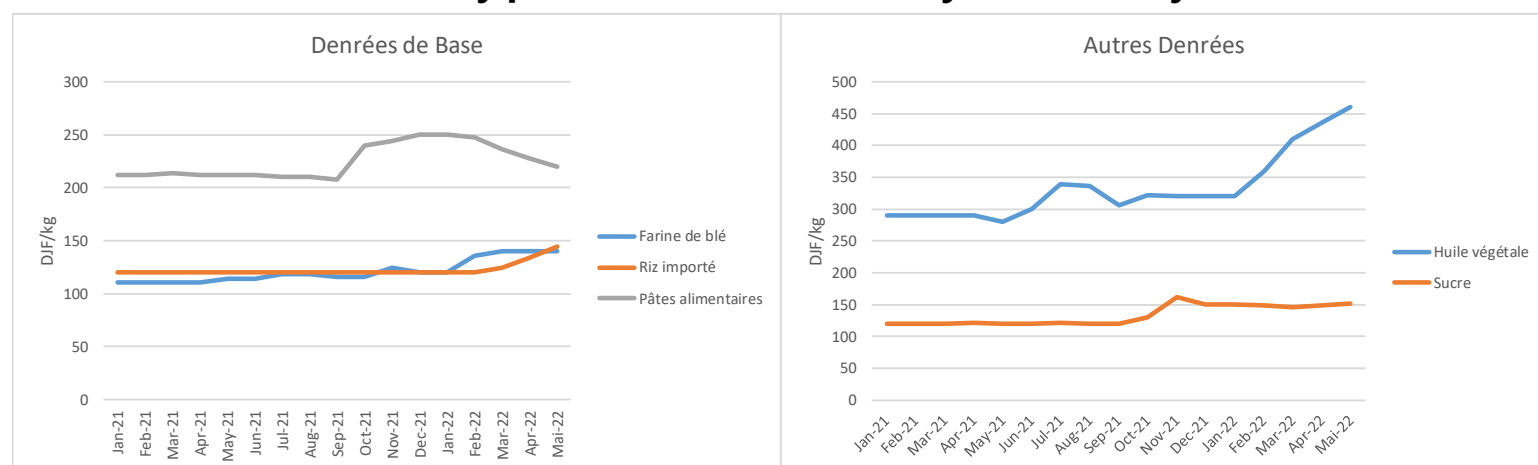
5 Interior Regions



Monthly Evolution

Compared to April 2022, the prices of wheat flour, sugar and pasta remained stable in May in the interior regions of Djibouti. Imported rice prices increased by 7 percent, particularly in Arta where the prices increased by 25 percent. The price of vegetable oil also increased by 6 percent in one month. The increase was greater, between 14 percent and 18 percent, in Tadjourah and Dikhill.

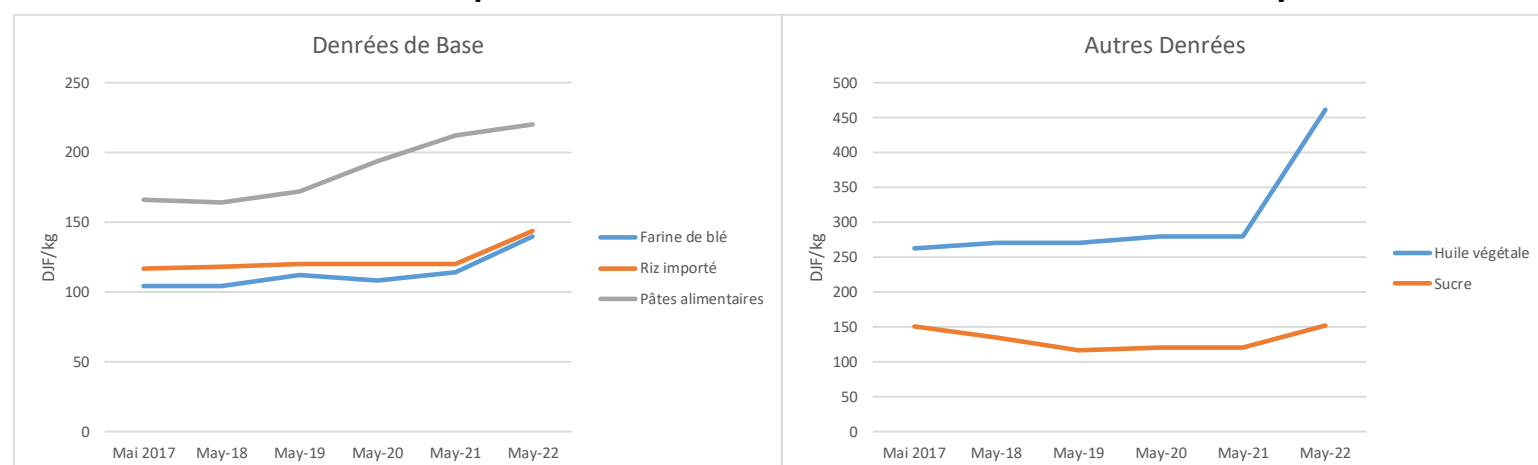
Monthly price trends from January 2021 to May 2022



Monthly Evolution


Compared to May 2021, the prices of wheat flour and imported rice have increased by around 20 percent. In Arta, the price per kilo of wheat flour rose from 100 FDJ to 150 FDJ from May 2021 to May 2022, resulting in a 50 percent increase; and that of imported rice rose from 120 FDJ to 200 FDJ, showing an increase of 67 percent. Pasta prices remained stable overall (+4 percent), except in Dikhill where there was a 20 percent increase in one year. As for other commodities, the price of vegetable oil has seen the most significant increase with an average increase of 65 percent between May 2021 and May 2022, particularly in Arta and Dikhill where prices have more than doubled. The price of sugar has also increased by 27 percent in one year.

Annual price trends from 2017 to 2022 in the months of May



Evolution of the last five years

Compared to the average of the past five years, current prices are high overall. In May 2022 the price of vegetable oil has been well above the average price for the same month over the past five years (more than 40 percent), except in Ali Sabieh where the price remained at the average level. Those of basic foodstuffs such as wheat flour, imported rice and pasta also remain high compared to the average (+20 percent to +30 percent), in particular in Arta where the price of imported rice is 72 percent above average. Similarly, the price of sugar is around 19 percent above the average, especially in Ali Sabieh where it is at 47 percent..

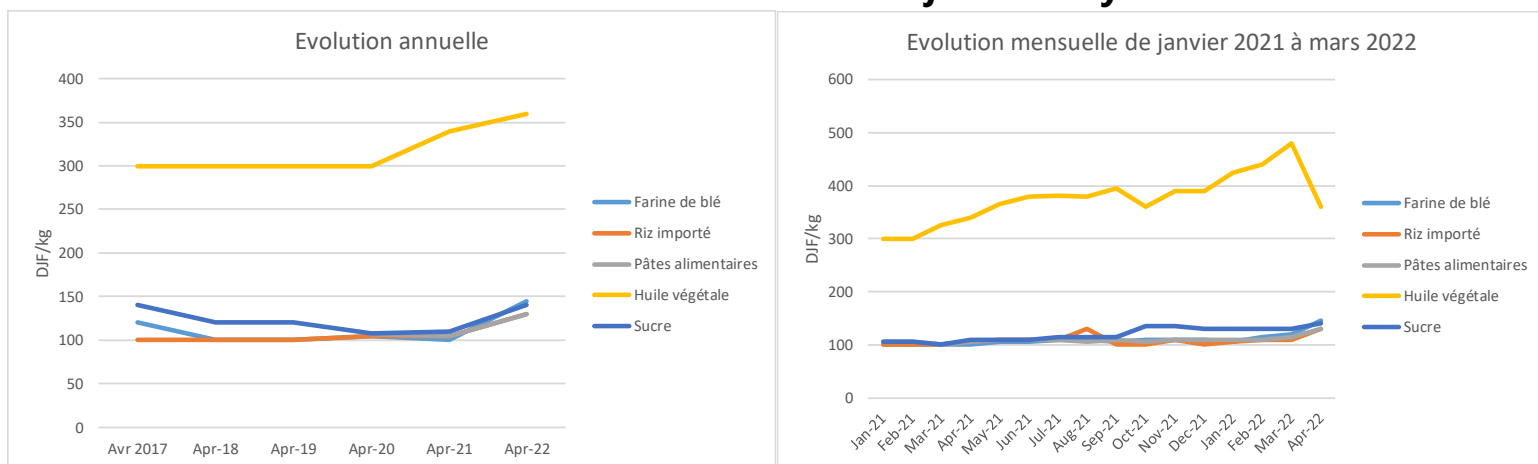


Monthly and annual evolutions

Compared to the previous month, the prices of basic foodstuffs in Djibouti City increased by 13 percent for pasta, 18 percent for imported rice and 21 percent for wheat flour. With regard to other commodities, the price of vegetable oil fell by 25 percent and returned to its level of October 2021 (360 FDJ per liter) while the price of sugar increased by 8 percent.

Compared to April 2021, staple food prices in Djibouti City have increased by 24 percent for imported rice and pasta and by 45 percent for wheat flour. Those of vegetable oil increased by 6 percent.

Evolution of Prices in Djibouti City



Evolution of the last five years


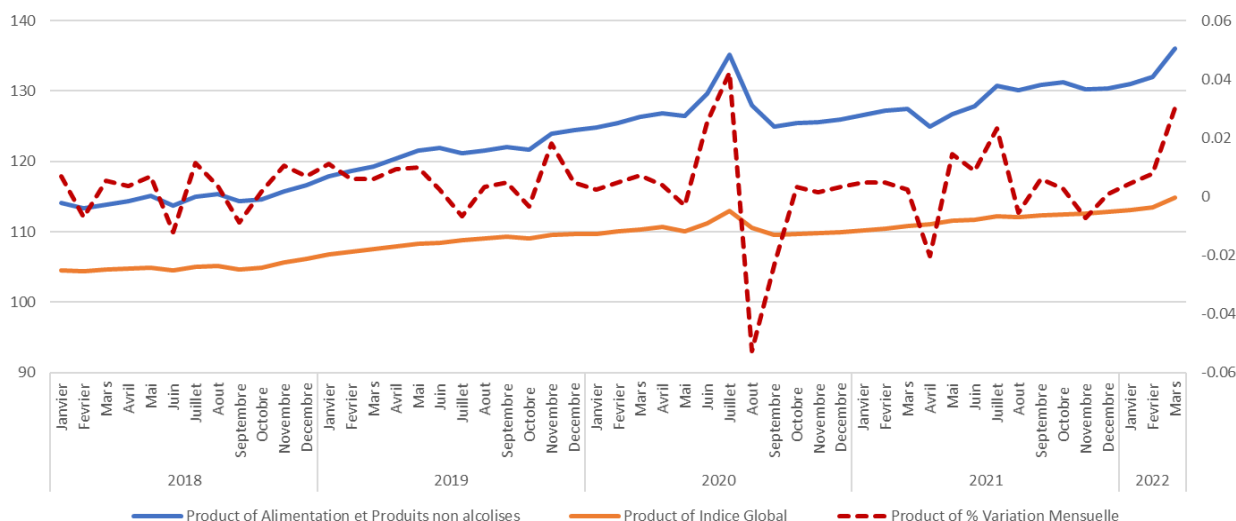
Compared to the average of the last five years, all current prices in Djibouti City are also high, especially for wheat flour which is 38 percent above the average. The price of sugar is 27 percent higher than the average. The same goes for the prices of imported rice and pasta, which are 24 percent above the average.

Inflation rate



According to the National Institute of Statistics (INSTAD) [here](#), the consumer price index for the month of March 2022 increased by +1.3 percent compared to February 2022 and by +3.6 percent compared to March 2021. The increase is mainly due to an increase in the prices of "food products and non-alcoholic beverages" which was up to +3 percent during the month and +6.9 percent in one year. Indeed, the prices of "Fresh fruit or root vegetables" increased by +15.1 percent, "Oils" by +10.8 percent and "Flour, semolina and groats" by +3.1 percent. These increases are linked to the ongoing war in Ukraine but also linked to the problem of supply of vegetables from Ethiopia observed during the last week of March 2022. However, we note a slight drop in the prices of "Milks" - 1.2 percent.

Tendances des indices du prix à la consommation 2018 - 2022



ANNEXES: Prices for the last three months (March to May 2022)

Staple foods

| Regions | Wheat flour (DJF/Kilo) | | | | | Imported Rice (DJJ/Kilo) | | | | |
|---------------|------------------------|--------|----------------|--------|---------------|--------------------------|--------|----------------|--------|----------------|
| | Mar-22 | Apr-22 | Var Mar-Apr | May-22 | Var Ap-May | Mar-22 | Apr-22 | Var Mar-Apr | May-22 | Var Apr-Mai |
| Tadjourah | 130 | 130 | 0% | 130 | 0% | 130 | 130 | 0% | 130 | 0% |
| Obock | 130 | 130 | 0% | 130 | 0% | 130 | 130 | 0% | 130 | 0% |
| Arta | 150 | 150 | 0% | 150 | 0% | 120 | 160 | 33% | 200 | 25% |
| Dikhill | 140 | 140 | 0% | 140 | 0% | 120 | 130 | 8% | 140 | 8% |
| Ali Sabieh | 150 | 150 | 0% | 150 | 0% | 120 | 120 | 0% | 120 | 0% |
| Djibouti City | 120 | 145 | 21% | - | - | 110 | 130 | 18% | - | - |

| Regions | Pasta (DJF/ Piece) | | | | |
|---------------|--------------------|--------|----------------|--------|---------------|
| | Mar-22 | Apr-22 | Var Mar-Apr | May-22 | Var Ap-May |
| Tadjourah | 240 | 240 | 0% | 240 | 0% |
| Obock | 240 | 240 | 0% | 240 | 0% |
| Arta | 240 | 190 | -21% | 140 | -26% |
| Dikhill | 220 | 230 | 5% | 240 | 4% |
| Ali Sabieh | 240 | 240 | 0% | 240 | 0% |
| Djibouti City | 115 | 130 | 13% | - | - |

Other foods

| Regions | Vegetable Oil (DJF/Liter) | | | | | Sugar (DJF/Kilo) | | | | |
|---------------|---------------------------|--------|----------------|--------|---------------|------------------|--------|----------------|--------|----------------|
| | Mar-22 | Apr-22 | Var Mar-Apr | Mai-22 | Var Ap-May | Mar-22 | Apr-22 | Var Mar-Apr | May-22 | Var Apr-May |
| Tadjourah | 300 | 368 | 23% | 435 | 18% | 140 | 140 | 0% | 140 | 0% |
| Obock | 500 | 435 | -13% | 370 | -15% | 140 | 140 | 0% | 140 | 0% |
| Arta | 500 | 550 | 10% | 600 | 9% | 130 | 135 | 4% | 140 | 4% |
| Dikhill | 450 | 525 | 17% | 600 | 14% | 140 | 140 | 0% | 140 | 0% |
| Ali Sabieh | 300 | 300 | 0% | 300 | 0% | 180 | 190 | 6% | 200 | 5% |
| Djibouti City | 480 | 360 | -25% | - | - | 130 | 140 | 8% | - | - |