

Afghanistan

Countrywide Weekly Market Price Bulletin



vam
food security analysis

Issue 116: Covering 3rd week of August 2022

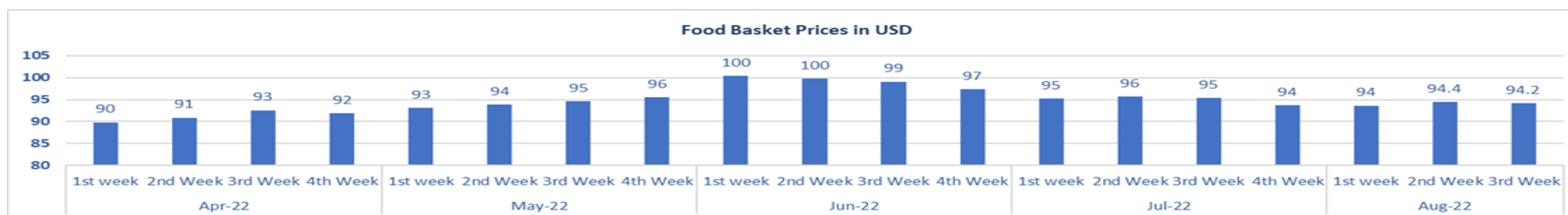
21 Aug 2022











Highlights

- During the week under review, wheat flour, wheat grain and rice prices decreased slightly compared to last week, while prices remain significantly higher compared to the same time last year and average levels
- The price of diesel decreased by seven percent. However, it remains 89 percent higher compared to the same time last year. Nationally, the average price of diesel stands at 103 AFN/L.
- Due to stable money supply (USD) by the Central bank, the value of the Afghani (AFN) remained stable against the US Dollar, depreciating only marginally by 0.3 percent. However, severe cash shortages continue to limit economic activity within banks and local markets
- Pastoralist Terms of Trade (TOT) remain stable compared to last week. TOT for both pastoralists and casual laborers remains significantly lower by 26 and 32 percent, respectively, compared to the same time last year.

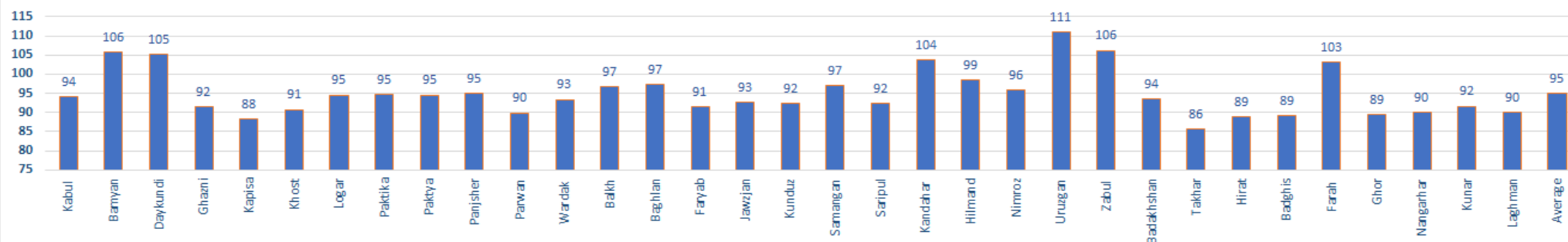
Items	Price/Rate & Comparison (%)			
	This week	Last week (%)	Last year (%)	3 Years Average
EXCHANGE RATE (USD:AFN)	89.4	-1.0%	4%	6%
WHEAT (AFN/Kg)	46	-1%	44%	30%
WHEAT FLOUR - High price (AFN/Kg)	55	-0.1%	54%	28%
WHEAT FLOUR - Low price (AFN/Kg)	49	-1%	42%	28%
RICE HIGH QUALITY (AFN/Kg)	122	-0.6%	33%	22%
RICE LOW QUALITY (AFN/Kg)	58	-0.3%	13%	9%
COOKING OIL (AFN/Kg)	176	-1.1%	18%	24%
PULSES (AFN/Kg)	115	-1.1%	18%	24%
SUGAR (AFN/Kg)	72	0.6%	39%	21%
DIESEL (AFN/LITER)	103	-7%	89%	56%
ONE YEAR ALIVE FEMALE SHEEP (HEAD)	8179	-0.4%	3%	3%
LABOUR WAGE, UNSKILLED/DAY	294	0.0%	-3%	-2%
LABOUR WAGE SKILLED/DAY	609	-0.4%	-3%	-4%
FERTILIZER (DAP) - 50 Kg	6101	0.0%	96%	58%
FERTILIZER (UREA) - 50 Kg	2988	-4.3%	106%	59%
PASTORALIST TERMS of TRADE (ToT)	183	0.1%	-26%	-23%
CASUAL LABOUR WAGE TERMS of TRADE (ToT)	6.4	0.6%	-32%	-28%



							
2% Uruzgan	21% Farah	5% Badghis	5% Farah	9% Uruzgan	14% Panjsher	8% Daykundi	-6% Hirat
2% Kandahar	2% Parwan	2% Hirat	4% Nangarhar	5% Kandahar	11% Daykundi	-19% Baghlan	-5% Nimroz
-18% Farah	2% Panjsher	-6% Ghor	2% Nimroz	4% Laghman	8% Hirat	-18% Ghor	-4% Farah

Main food commodity prices such as wheat grain, wheat flour and rice prices decreased slightly compared to last week. For second consecutive week, significant changes in the main food commodity prices occurred in Uruzgan, one of the most vulnerable provinces. Wheat grain, pulses and some other food and non-food commodity prices were increased compared to last week. Daykundi is the second province in terms of experiencing higher prices of food commodities and diesel prices at country level.

Food Basket Prices (USD) During 3rd week of August 2022 by Province



Weekly Food Basket Prices:

The average price of WFP's basic food basket has decreased by 0.2 percent compared to last week, but remains significantly higher (26 percent) compared to the same time last year in dollar value.

Food basket price remains higher than national average in the southern part of the country.

Diesel Prices:

The national average price of diesel decreased by seven percent compared to the previous week. However, record high fuel prices continue to impact transportation costs. Marginal decrease in prices of main food items are also associated with decrease in prices of diesel during this week.

Diesel Prices

