

WFP Market Monitor - Sudan

September 2022

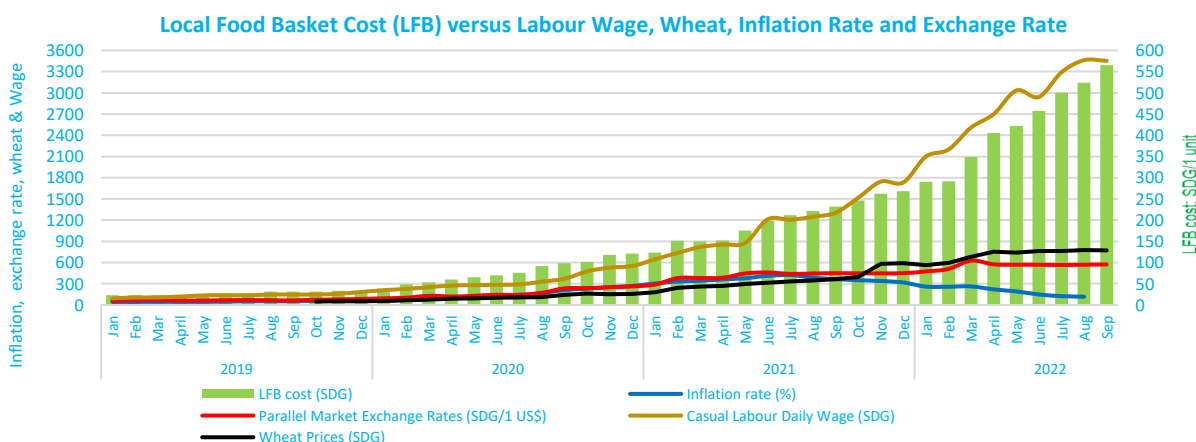
Highlights

- The national average retail price of sorghum was **SDG461/Kg**, which is a sharp increase of **11.3%** compared to the previous month.
- The national average retail price of Wheat flour was **SDG774/Kg**, which is a slight **decrease** of **0.4%** compared to the previous month.
- The national average retail price of the goat was **SDG22,976/head**, which is a slight **decrease** of **2.8%** compared to the previous month.
- The national average retail price of groundnut was **SDG14,531/sack**, which is a slight **decrease** of **1.9%** compared to the previous month.
- The national average cost of the WFP local food basket was **SDG566**, which is an increase of **8.1%** compared to the previous month.

Food Security Outlook

The foreign exchange rate showed stability during the previous months, in **September 2022**, the average parallel exchange rate was **575SDG/1US\$**, and the commercial banks' average rate was around **574SDG/1US\$**. The inflation rate showed a decrease in August 2022 (**117.4 percent**) compared to **125.41 percent** in July 2022, while the monthly percentage change in the consumer price index (CPI) was **+2.74 percent** compared to **+2.6 percent** in July. The WFP local food basket cost (LFB) increased to **SDG566** in September compared to **SDG523** in August 2022.

The average casual labor daily wage rate has remained stable around **SDG3,452** compared to **August 2022** while it was higher by **165 percent** compared to the same period of the previous year. The sorghum wholesale price slightly decreased by **1.32 percent** in Al-Gadaref Auction Market compared to the previous month (August 2022) and **225.0 percent** compared to the same period of the previous year. As a result, the prices of crops and foods are expected to maintain their increasing trends till the onset of harvesting season in Nov./Dec. 2022.



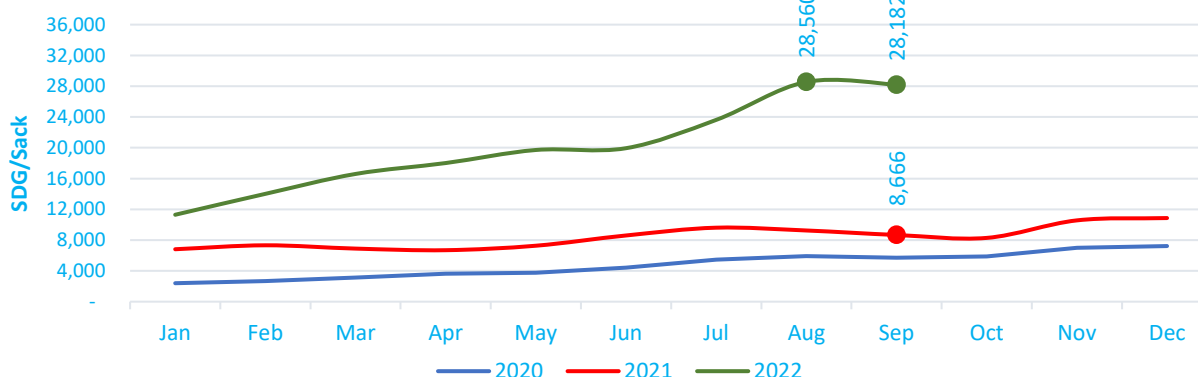
Prices of Basic Food Items and WFP Local Food Basket Cost

Commodity	Unit of Measurement	Current	Previous month		1 year before	
		SDG	SDG	% Change	SDG	% Change
Sorghum	KG	461	414	↑ 11.3%	135	↑ 242.7%
Wheat flour	KG	774	777	→ -0.4%	365	↑ 111.9%
Goat	Head	22,976	23,645	↓ -2.8%	19,614	↑ 17.1%
Groundnut	Sack (45 KG)	14,531	14,813	↓ -1.9%	14,148	↑ 2.7%
Local Food Basket	Unit	566	523	↑ 8.1%	232	↑ 143.5%

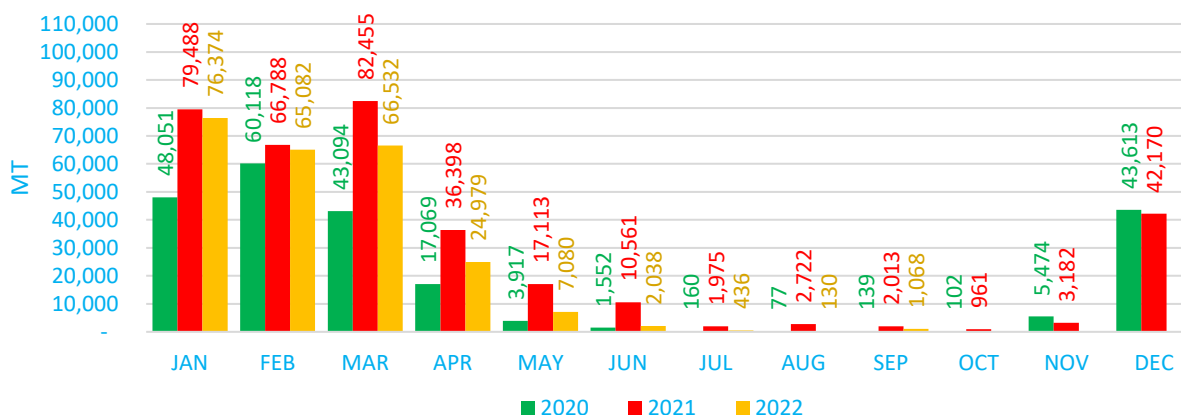
Sorghum Prices and Supplies in Al-Gadaref Auction Market

In **September 2022**, the average price of sorghum in El-Gadarif Auction market was **SDG28,182 per 90Kg sack**, which is a decrease of **1.32 percent** compared to the previous month, while it was **225 percent** higher compared to the same period of the previous year. The total supply of sorghum to the auction market during **September 2022** slightly increased to **MT1,068** compared to **MT130** in the previous month.

Sorghum Price in ElGadarif Auction Market



Sorghum Supplies in Al-Gadarif Auction Market (in MT)



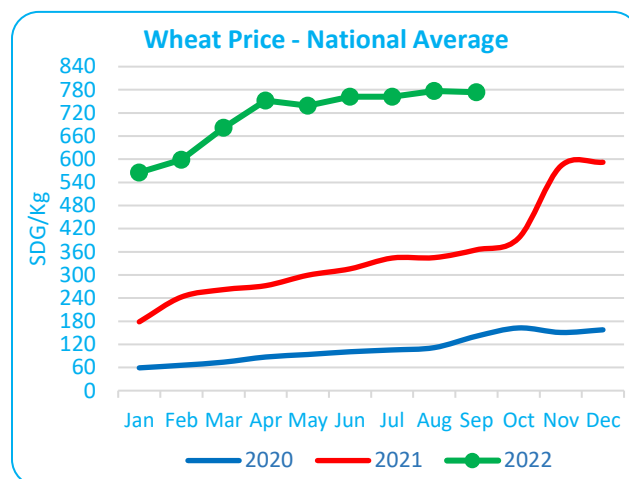
Commodities Prices in WFP Areas



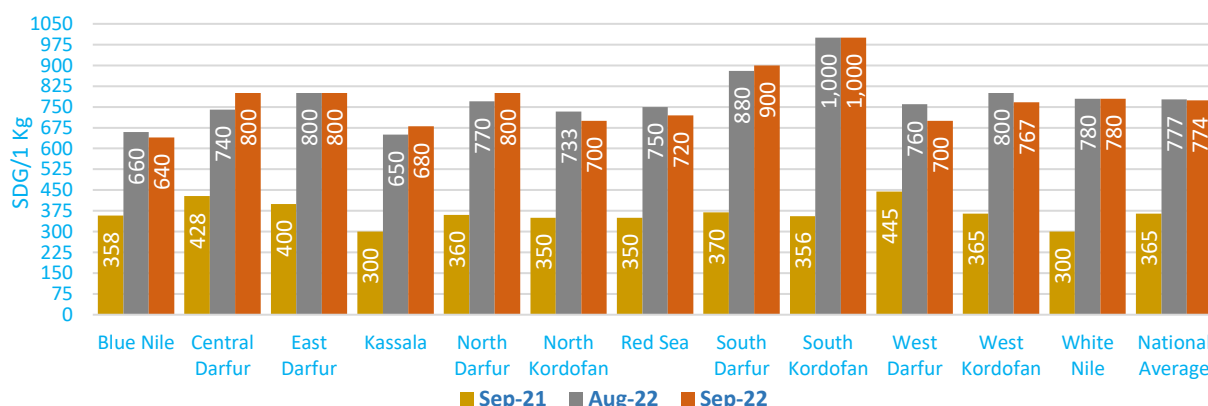
Wheat Flour

National

In **September 2022**, the average retail price of wheat flour was **774 SDG per Kg**, which is a slight decrease of **0.4 percent** compared to the previous month. The wheat prices relatively were stable during the last six months after showing a significant hike during March and April 2022 (Ukrainian crisis). This stability is mainly attributed to the steadiness of foreign exchange rates during the last 6 months, as it is considered the main driver for the wheat prices in Sudan. Sudan imports about 80% of its consumption. The average retail price of wheat was **112 percent** higher than in the same month of the previous year.



By States



The wheat flour retail prices decreased in 5 out of 12 states, increased in 4 and remained stable in 3 states compared to the previous month. It decreased in West Darfur (**7.9 percent**), North Kordofan (**4.5 percent**), West Kordofan (**4.1 percent**), Red Sea (**4.0 percent**), and Blue Nile (**3.0 percent**). It increased in Central Darfur (**8.1 percent**), Kassala (**4.6 percent**), North Darfur (**3.9 percent**) and South Darfur (**2.3 percent**). It remained stable in East Darfur, South Kordofan and White Nile states.

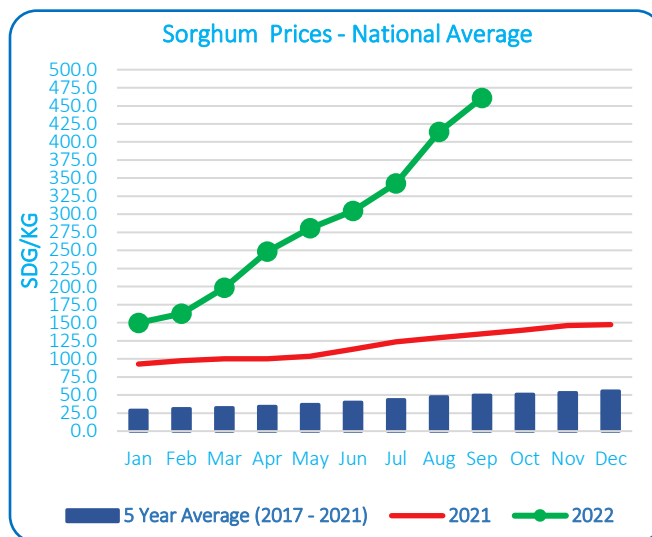
Compared to September 2021, the highest increase in the wheat flour price was recorded in South Kordofan (**181 percent**) while the lowest increase was recorded in West Darfur (**57 percent**).



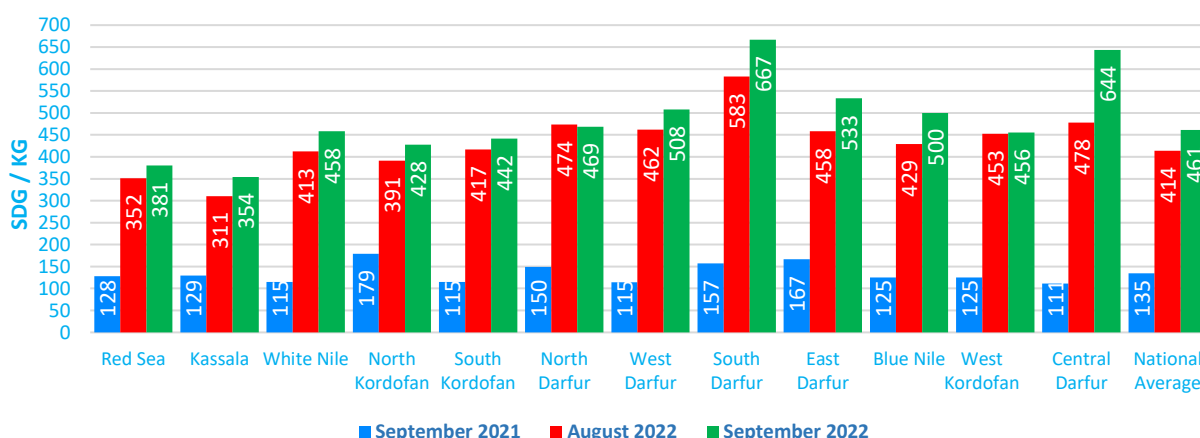
Sorghum

National

In September 2022, the national average retail price of sorghum was **461SDG/Kg**, which is an increase of **11.3 percent** compared to **August 2022**. This increase was due to the diminishing supply from the poor harvest of the previous season (2021/2022). The average retail price of sorghum was higher by **243 percent** compared to the same period of the previous year, while it was **826 percent** higher than the average for the past five years of September.




By States



The retail price of sorghum has increased significantly in **all** states compared to the previous month, except North Darfur and West Kordofan where it slightly decreased by 1.1% and 0.6 %, respectively. It sharply increased in Central Darfur (**34 percent**), Blue Nile (**16.5 percent**), East Darfur (**16.4 percent**), South Darfur (**14.3 percent**), Kassala (**14.1 percent**), White Nile (**11.1 percent**), West Darfur (**10.0 percent**), North Kordofan (**9.4 percent**), Red Sea (**8.3 percent**) and South Kordofan (**6.0 percent**).

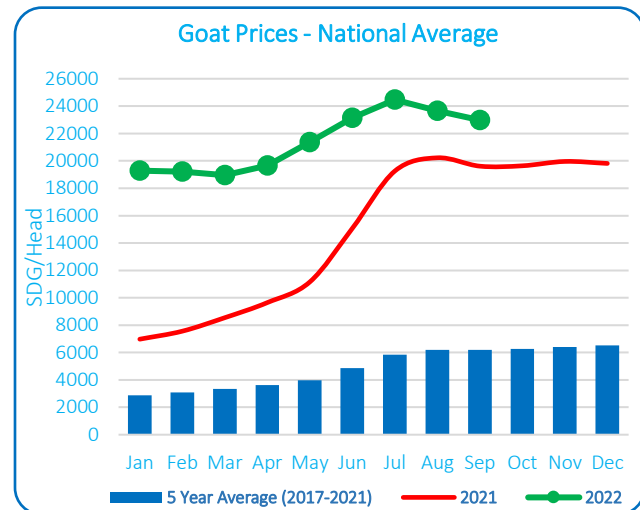
Compared to the same period of the previous year, the highest increase in the sorghum price was recorded in Central Darfur (**479 percent**), while North Kordofan showed the lowest increase (**139.0 percent**) (see the chart in Annex 1 on page 8). Sorghum prices were higher by **593** to **1,342 percent** in all states compared to the average price for the past five years of September.



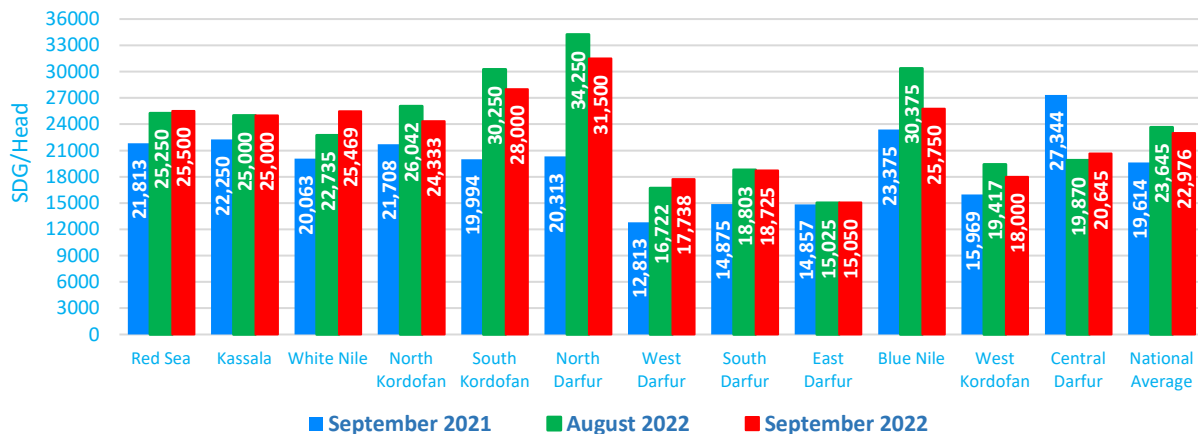
Goat

National

In September 2022, the average retail price of a goat increased to **22,976DG per head**, which is a decrease of **2.8 percent** compared to the previous month. The average price increased by **17.1 percent** compared to the same month of the previous year. The average goat price is higher by **271 percent** compared to the five years average of September.



By States



The retail price for goats decreased in **5** out of **12** states compared to the previous month. It sharply decreased in Blue Nile (**15.2 percent**), significantly decreased in North Darfur (**8.0 percent**), South Kordofan (**7.4 percent**), West Kordofan (**7.3 percent**) and North Kordofan (**6.6 percent**). It sharply increased in White Nile (**12.0 percent**), significantly in West Darfur (**6.1 percent**) and Central Darfur (**3.9 percent**). It was stable in Kassala, South Darfur, East Darfur and Red Sea states.

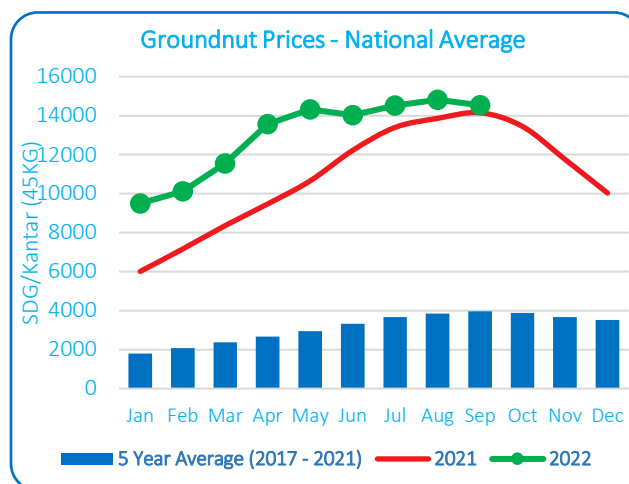
The highest increase in the retail price of goats compared to the same month of the previous year was recorded in North Darfur (**55.1 percent**), while Central Darfur state showed a significant decrease of **24.5 percent**. Goat prices increased by **170 to 395 percent** compared to the five years average of September.



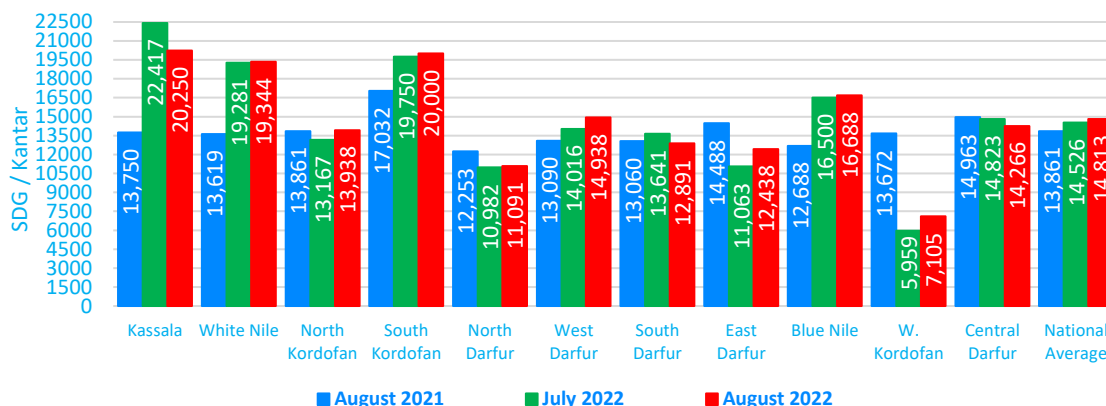
Groundnuts

National

In September 2022, the average retail price of raw groundnut was **14,531 Sudanese pounds per Kantar**, which is a decrease of **1.9 percent** compared to the previous month. The average retail price of groundnut was higher by **2.7 percent** compared to the same month of the previous year. The stability in Groundnut prices compared to the previous year is attributed to decreasing demand for export markets. The economic and political instability is the main driver for the decline of cash crop exports from Sudan during the last year. The national average price was higher by **267 percent** compared to the five years average of September.



By States

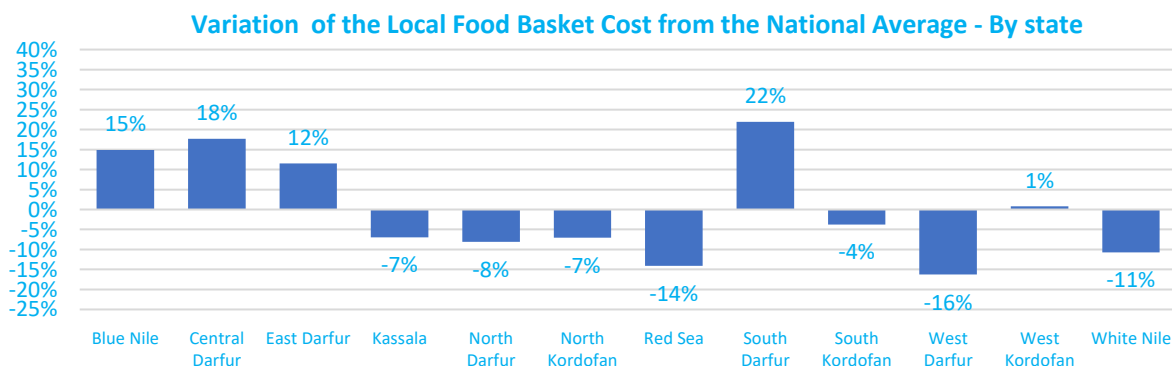
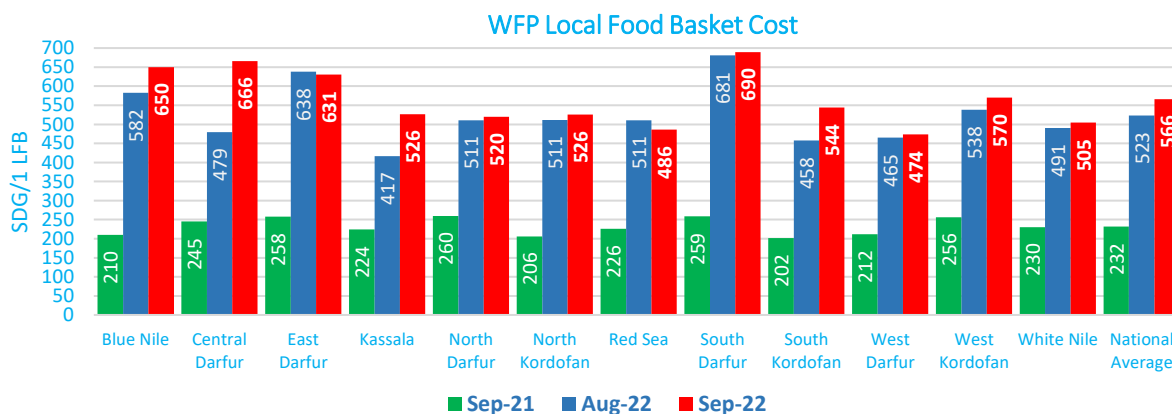
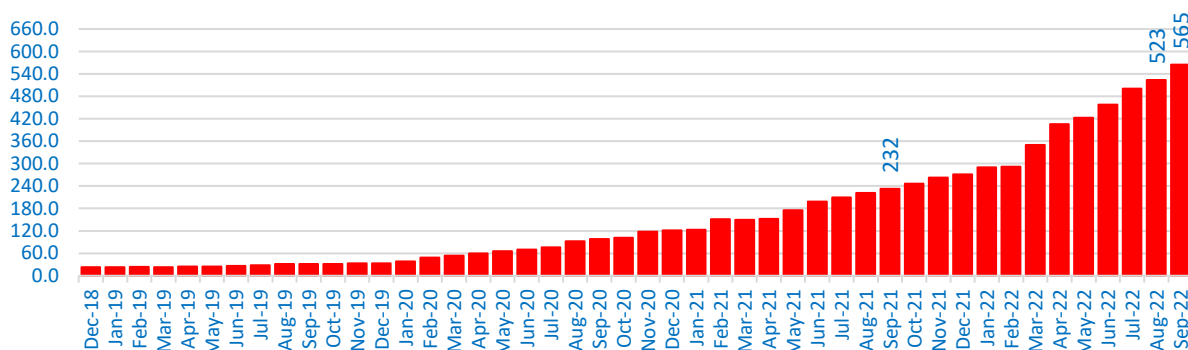


Groundnut retail prices were stable in **4 out of 10 states** compared to the previous month. It significantly increased in East Darfur (**8.5 percent**), West Kordofan (**7.9 percent**) and West Darfur (**4.6 percent**), while it sharply decreased in Blue Nile (**13.9 percent**), Kassala (**11.1 percent**) and South Darfur (**6.9 percent**). It remained stable in White Nile, North Darfur, Central Darfur and South Kordofan states.

In **August 2022**, the largest increase in the groundnut price compared to the same period of the previous year was recorded in White Nile (**40 percent**) while North Darfur showed a decrease of **8 percent** (see the chart in Annex 1 on page 8). Groundnut prices have shown a sharp increase of **76 to 383 percent** compared to the average five years of September.

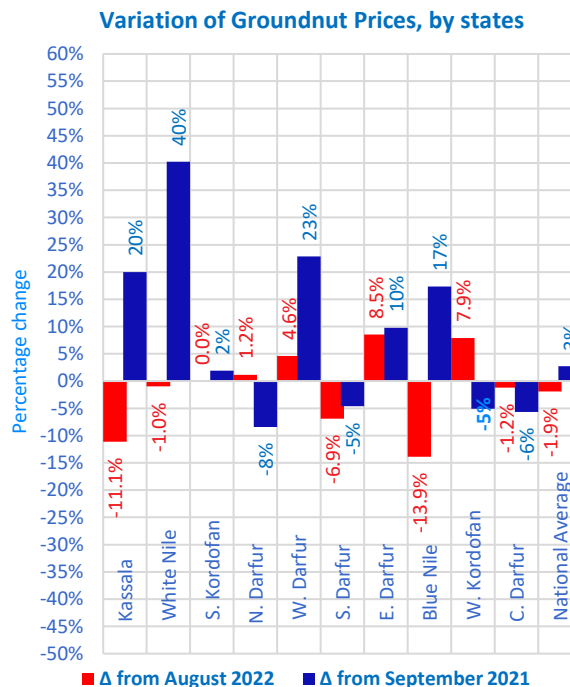
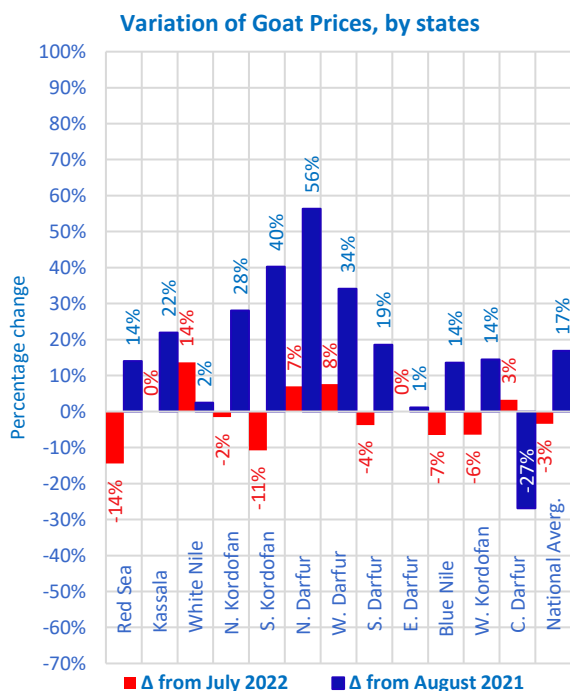
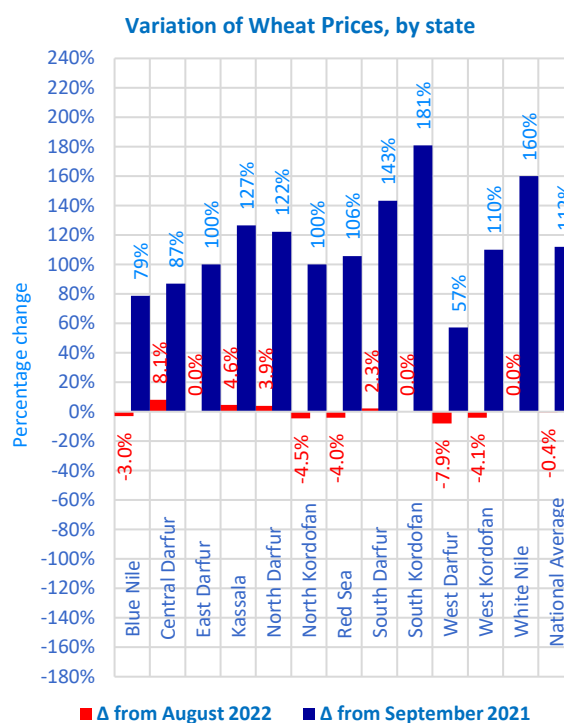
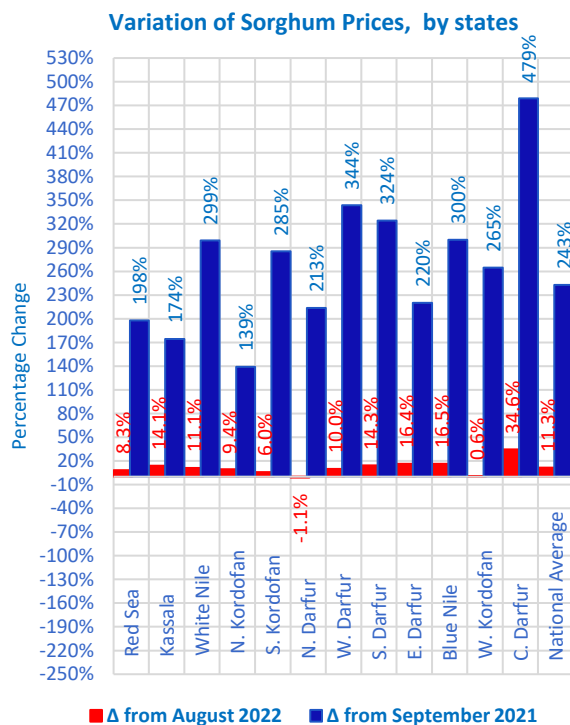
Cost of WFP Local Food Basket (LFB)

- In **September 2022**, the average cost of the WFP local food basket was increased to **566** Sudanese pounds, which is an increase of **8.1 percent** compared to the previous month. It increased by **143.5 percent** compared to the same period of the previous year (**September 2021**).
- In **September 2022**, the highest cost of the WFP local food basket was recorded in South Darfur (**SDG690 per one unit of LFB**) followed by Central Darfur (**SDG666**), while the lowest cost was recorded in West Darfur (**SDG474**).



Annex 1:

The Percentage Change of Sorghum, Wheat, Goat and Groundnut Prices Compared to the August 2022 and September 2021



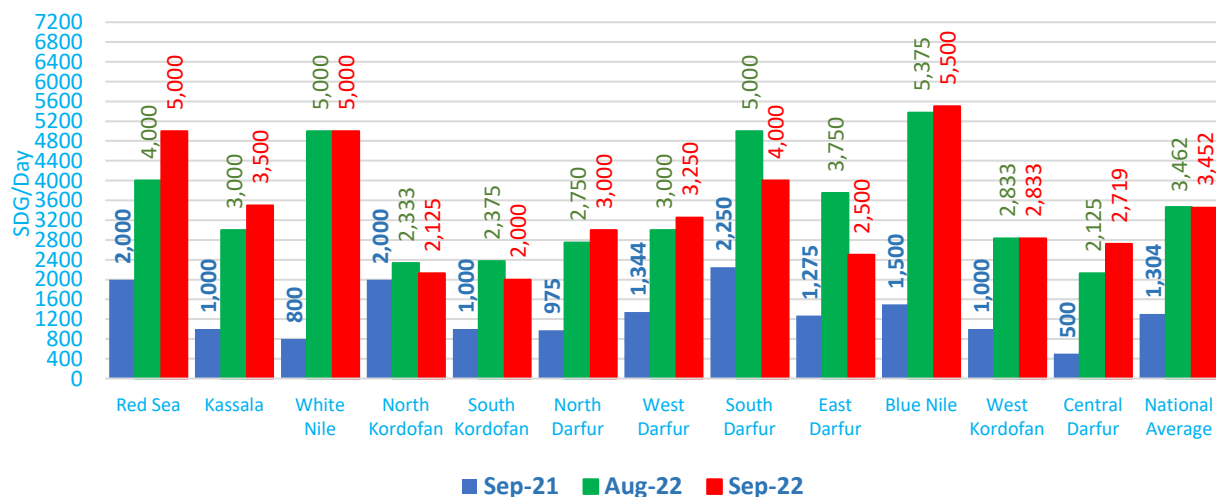
Annex 2: Change in the retail prices of the cash-based transfer (CBT) Food Items:

Commodity	Unit	Sep-22	Aug-22	Sep-21	Change of retail price compare to previous month	Change of retail prices compare to same month - last year
Sorghum	SDG/Kg	477	440	135	↑ 8.4%	↑ 253%
Onion	SDG/Kg	627	527	241	↑ 19.1%	↑ 160%
Vegetable Oil (groundnut)	SDG/litre	1,515	1,432	1,275	↑ 5.8%	↑ 19%
Cow Meat	SDG/Kg	2,456	2,559	1,881	↓ -4.0%	↑ 31%
Goat_Sheep Meat	SDG/Kg	3,061	3,135	2,318	↓ -2.4%	↑ 32%
Powder Milk	SDG/Kg	5,990	5,552	2,417	↑ 7.9%	↑ 148%
Dry Tomatoes	SDG/Kg	2,953	2,692	1,271	↑ 9.7%	↑ 132%
Sugar	SDG/Kg	761	717	357	↑ 6.1%	↑ 113%
Pulses - Fabi bean	SDG/Kg	1,392	1,430	1,167	↓ -2.7%	↑ 19%
Iodized salt	SDG/Kg	388	400	300	↓ -2.9%	↑ 29%
Wheat Flour	SDG/Kg	774	777	365	→ -0.4%	↑ 112%



Increase if % > + 2
Stable if % between -2 and +2
Decrease if % < - 2

Annex 3: Casual Labor Wage - Daily Rate (SDG/Day)

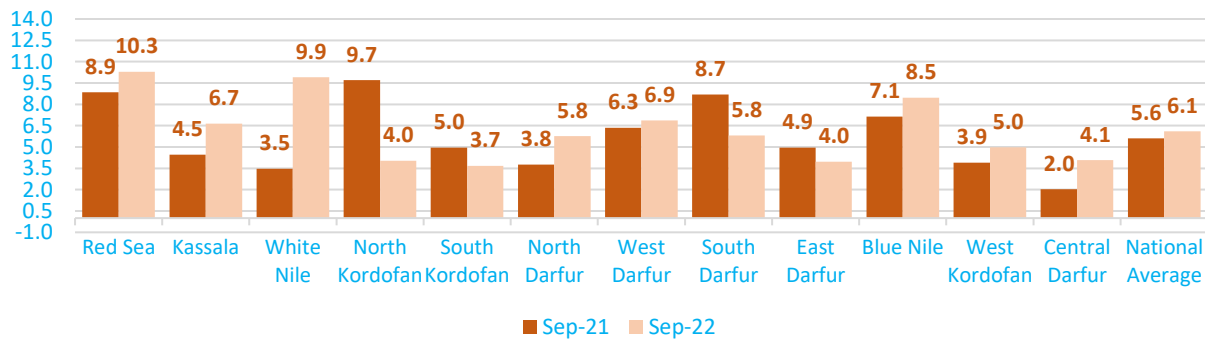


Annex 4: Terms of Trade

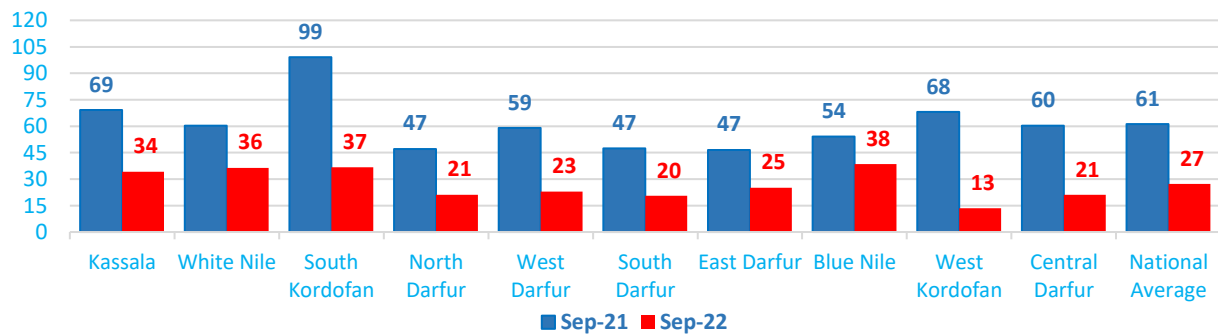
In September 2022, compared to the same period of the previous year:

- There was an improvement in the terms of trade (TOT) between the WFP local food basket and casual labor wages in 8 out of 12 states, while it worsened in 4 states.
- The TOT between WFP LFB and one kantar of groundnut has sharply deteriorated in all states.
- The TOT between WFP LFB and one middle-sized goat has sharply deteriorated in all states.

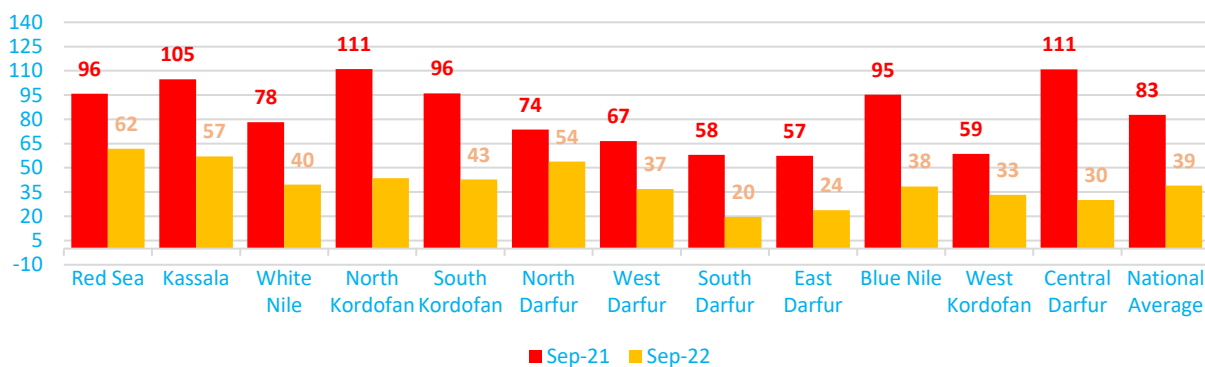
Casual Labor Wage - Daily Rate versus WFP LFB units



Groundnut (1 sack of 45Kg) versus WFP LFB units



Goat (one medium size) versus WFP LFB units

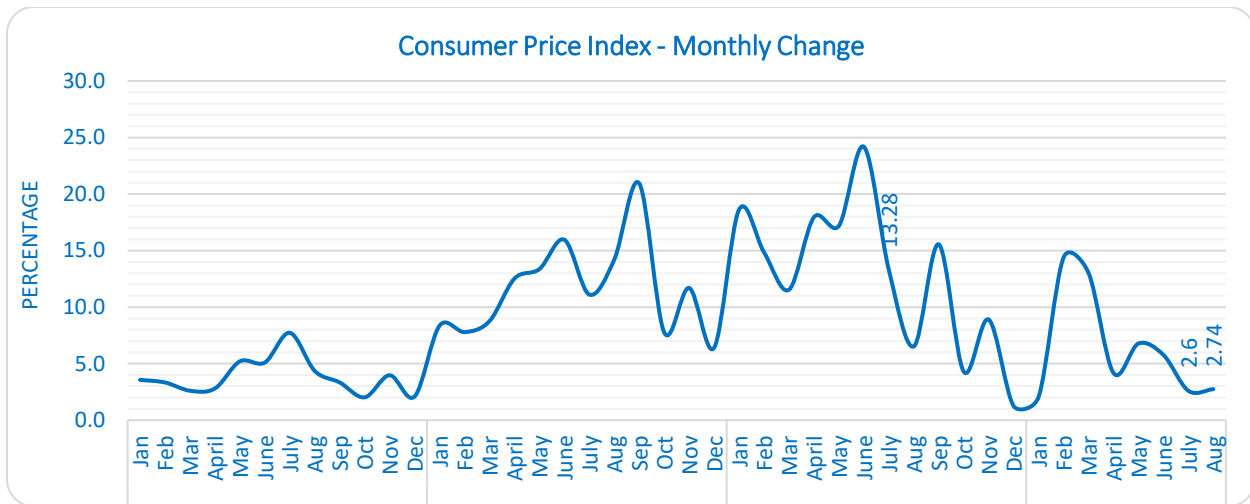


Annex 5: Sudan Inflation Rate in August 2022 - Consumer Price Index (CPI)¹:

(Source: SUDAN CENTRAL BUREAU OF STATISTICS)

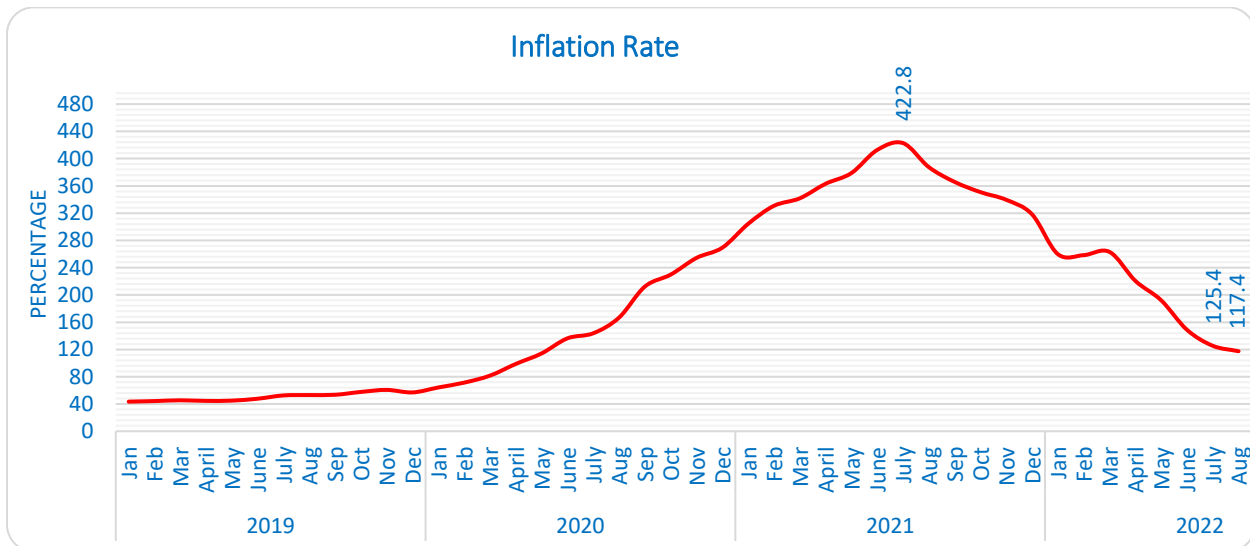
The monthly percentage change of the Consumer Price Index (CPI):

In August 2022, the amount that consumers paid for a basket of goods and services increased by **2.7 percent** compared to what they paid for the same basket in July 2022.



Inflation Rate:

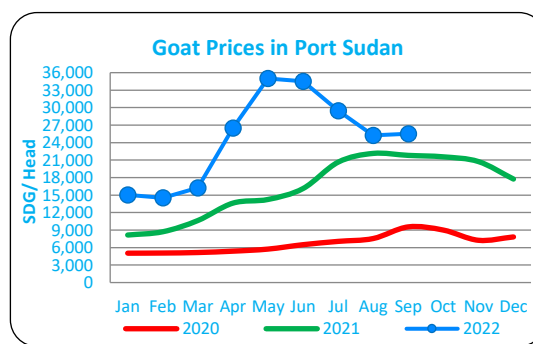
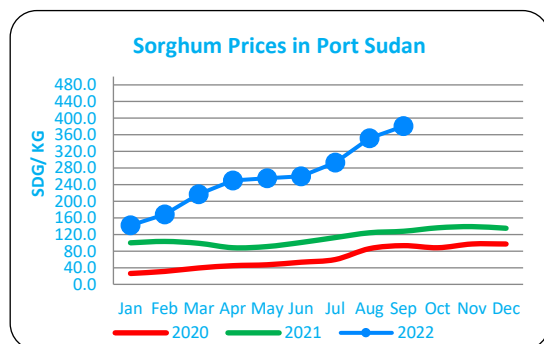
In August 2022, the amount that consumers paid for a basket of goods and services increased by **117.4 percent** compared to what they paid for the same basket in August 2021.



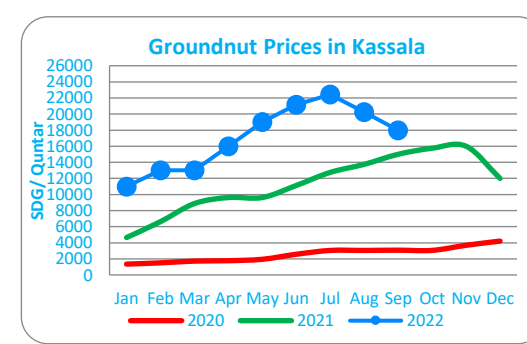
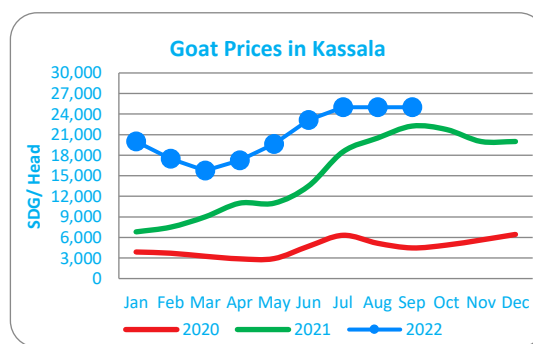
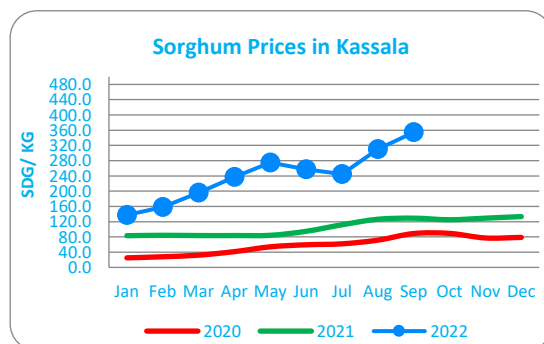
¹ **Consumer Price Index (CPI):** The Consumer Price Index measures the average change in prices over time that consumers pay for a basket of goods and services.

Annex 6: Sorghum, Goat and Groundnut Price Trends by States

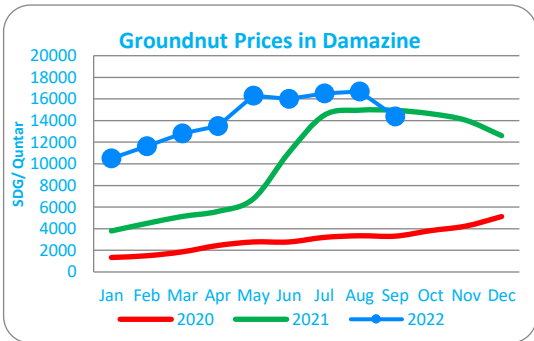
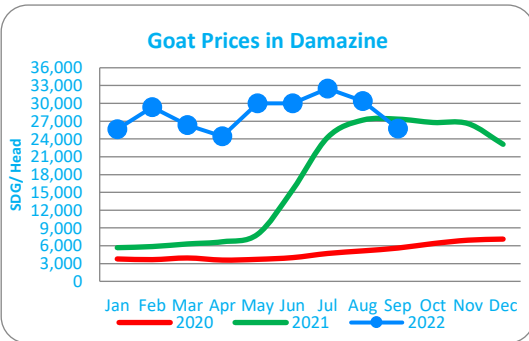
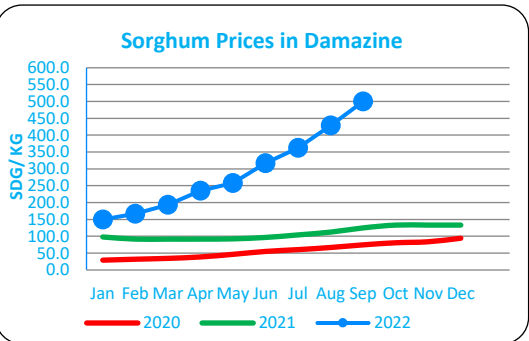
Red Sea



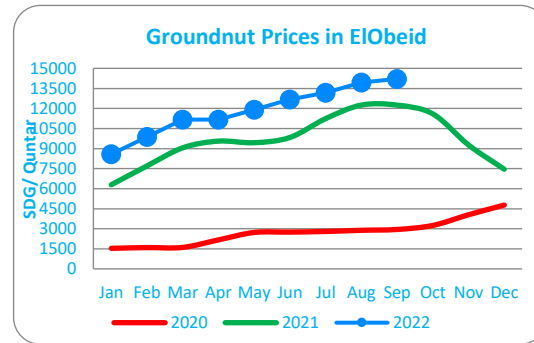
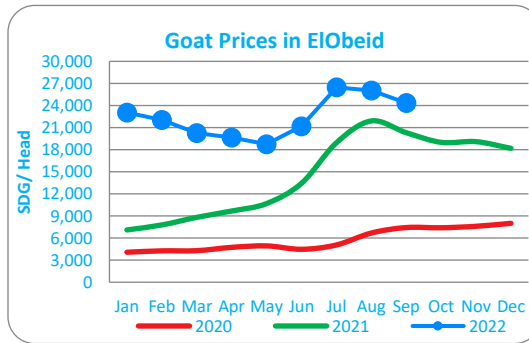
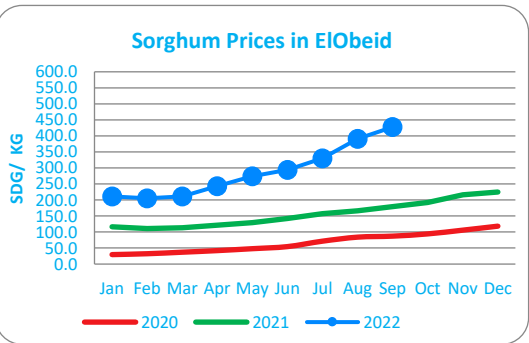
Kassala



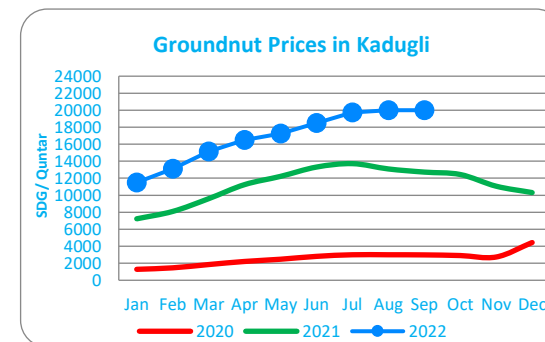
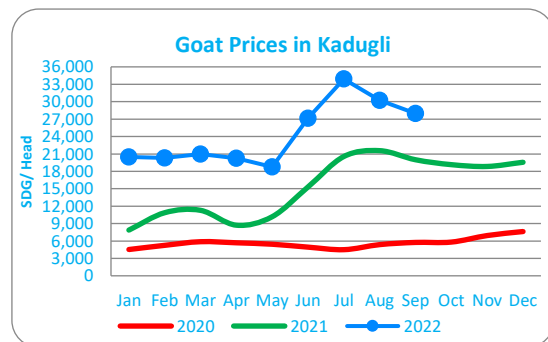
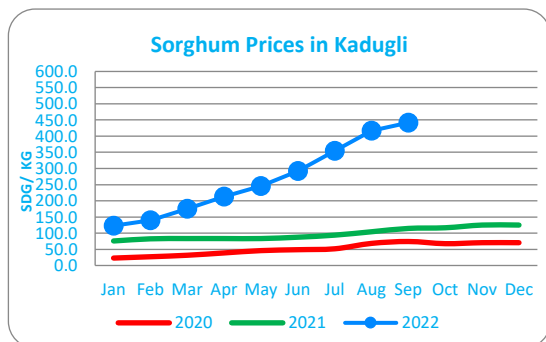
Blue Nile



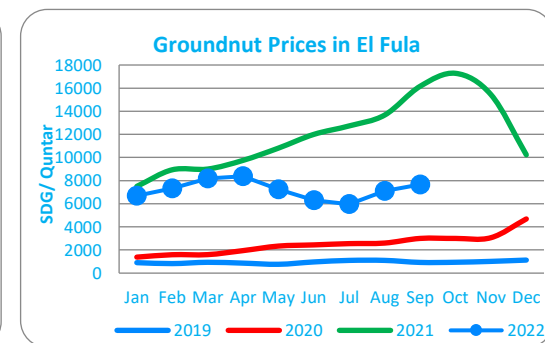
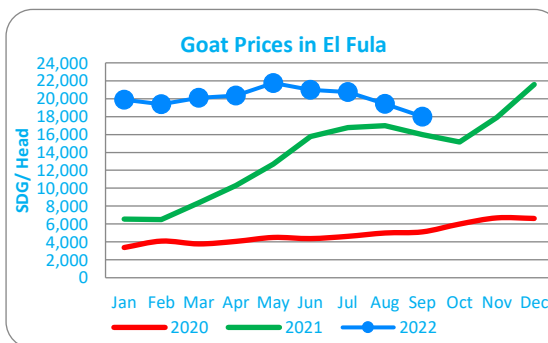
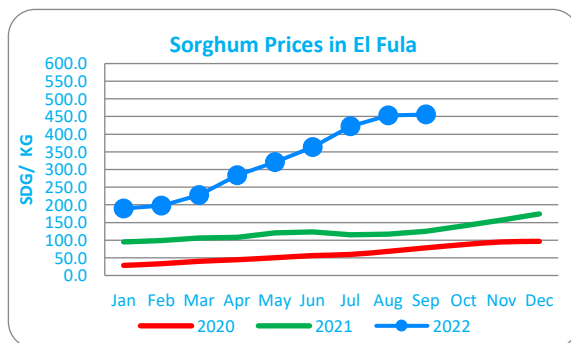
North Kordofan



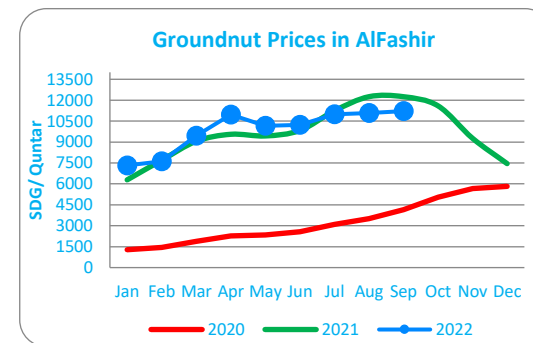
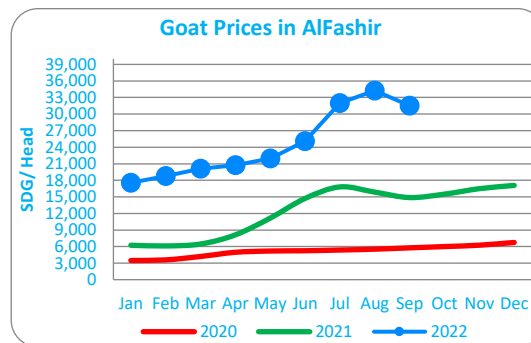
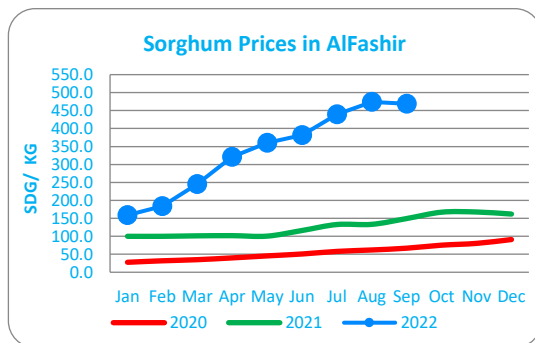
South Kordofan



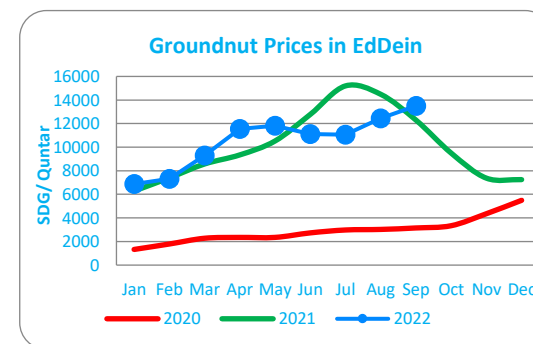
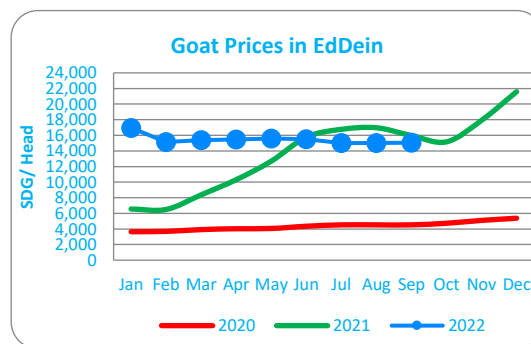
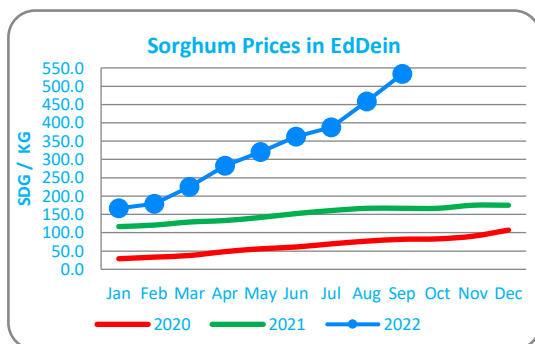
West Kordofan



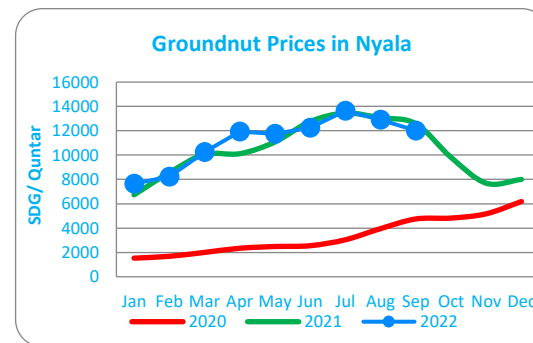
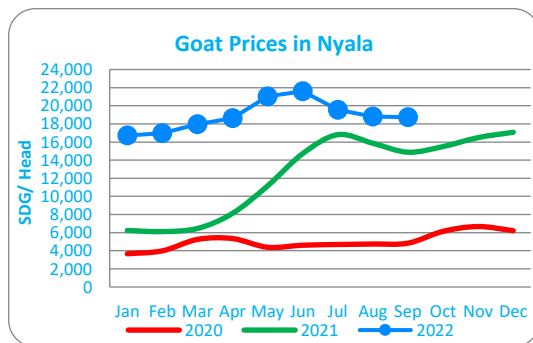
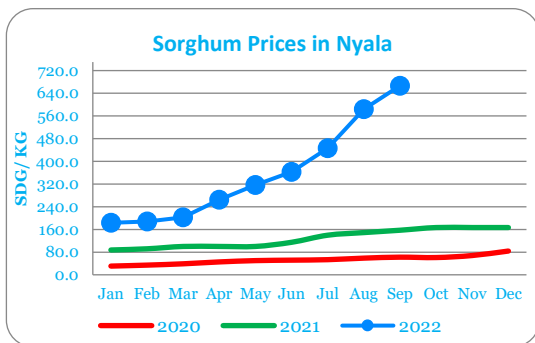
North Darfur



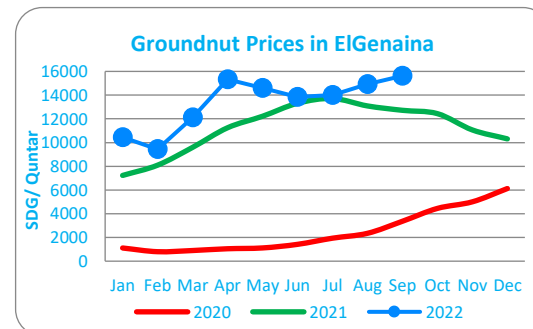
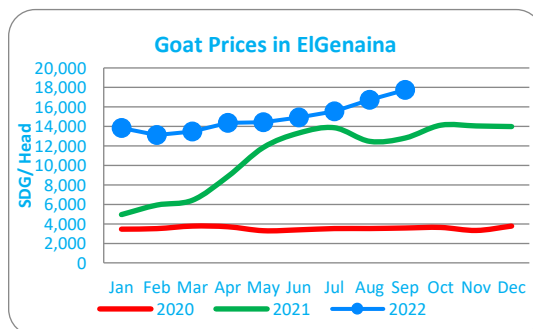
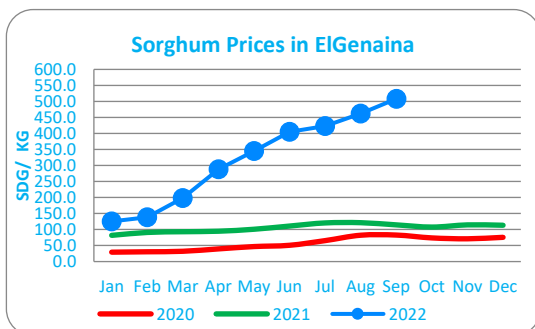
East Darfur



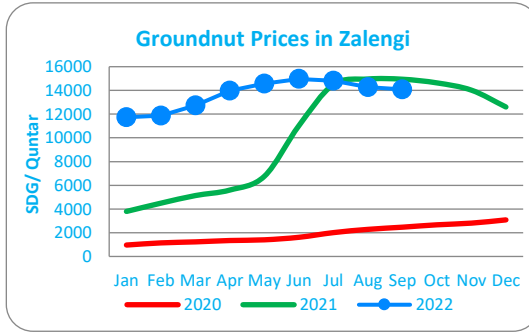
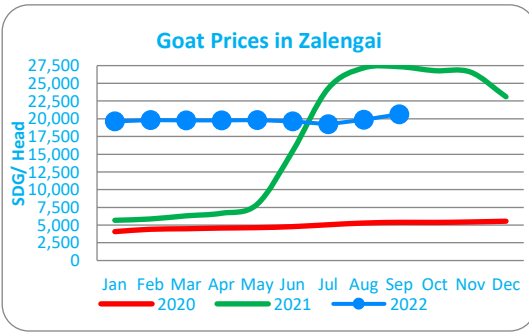
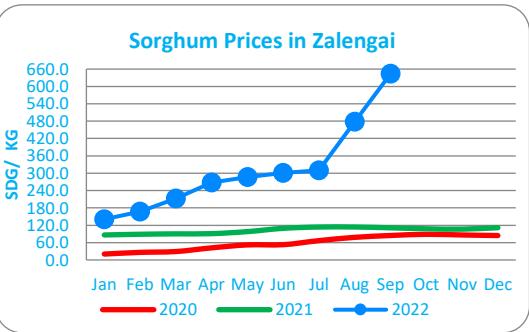
South Darfur



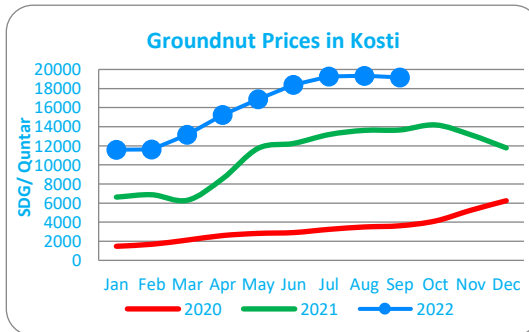
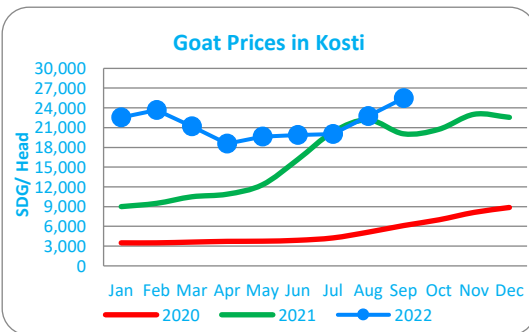
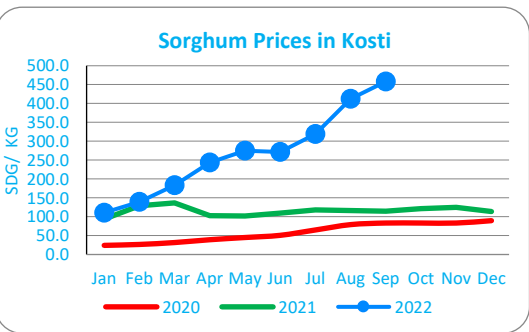
West Darfur



Central Darfur



White Nile



National Averages

