



World Food
Programme

SAVING
LIVES

CHANGING
LIVES

Bangladesh

Annual Country Report 2022

Country Strategic Plan
2022 - 2026

Table of contents

Overview	3
Context and operations	8
RISK MANAGEMENT	10
Partnerships	11
CSP Financial Overview	13
Programme performance	17
STRATEGIC OUTCOME 01	17
STRATEGIC OUTCOME 02	20
STRATEGIC OUTCOME 03	22
STRATEGIC OUTCOME 04	24
Cross-cutting results	27
PROGRESS TOWARDS GENDER EQUALITY	27
PROTECTION AND ACCOUNTABILITY TO AFFECTED POPULATIONS	28
ENVIRONMENT	30
Responding to Climate Change	31
Data Notes	33
Annex	37
REPORTING ON BENEFICIARY INFORMATION IN WFP'S ANNUAL COUNTRY REPORTS	37
Figures and Indicators	38
WFP CONTRIBUTION TO SDGS	38
BENEFICIARIES BY SEX AND AGE GROUP	39
BENEFICIARIES BY RESIDENCE STATUS	40
BENEFICIARIES BY PROGRAMME AREA	40
ANNUAL FOOD TRANSFER (MT)	40
ANNUAL CASH BASED TRANSFER AND COMMODITY VOUCHER (USD)	40
STRATEGIC OUTCOME AND OUTPUT RESULTS	42
CROSS-CUTTING INDICATORS	57

Overview

In 2022, WFP continued to support the Government of Bangladesh towards Sustainable Development Goal 2: Zero Hunger through capacity strengthening, resilience-building, innovation, and humanitarian assistance. Despite a strong recovery from the COVID-19 pandemic, poverty, food insecurity, malnutrition and extreme weather events posed challenges to the densely populated country.[1],[2]

Compounded by the global food crisis, high inflation and foreign currency shortages deepened the vulnerability of the poor people, rolling back some of the gains made prior to 2020. WFP surveys found that 12 percent of the population was food insecure as of December 2022, an improvement from 29 percent reported in July. However, the improvements were unequal: 26 percent of low-income households continued to experience food insecurity for six months in a row, from July to December.[3]

Amid these challenges, WFP sustained its life-saving food and nutrition assistance to 1.7 million refugees and Bangladeshis vulnerable to food insecurity. All Cox's Bazar refugees received a monthly e-voucher to buy food items of their choice. WFP also scaled up operations on the island of Bhasan Char, providing a monthly ration for all Rohingya who have been relocated there. Transactions were facilitated using i) Building Blocks, a blockchain-based platform for online entitlement delivery and inter-agency coordination, and ii) SCOPE, WFP's beneficiary management and offline transfer system. Malnutrition prevention and treatment services, along with livelihoods, disaster risk reduction, self-reliance, and school feeding activities, continued throughout 2022.

When Cyclone Sitrang was forming in October, WFP activated preparedness actions by coordinating with local authorities and partners in the potentially affected area and repositioning fortified biscuits. These aimed to protect food commodities and infrastructure, Rohingya refugees and Bangladeshi communities, including those in areas surrounding the Cox's Bazar camps, and in coastal and riverine areas who remained especially vulnerable to natural calamities.[4] While fires and monsoon flooding did not affect the refugee camps on the same scale as in 2021, two major fire incidents occurred in the first quarter. In response, WFP swiftly provided emergency food assistance to 4,680 people affected by the fire. And in the aftermath of the June floods in the Northeast, WFP reached more than 267,000 Bangladeshis with emergency food and cash assistance.

On Bhasan Char, WFP i) led the Common Services, Food Security and Livelihoods sectors, ii) reached 28,000 refugees with food assistance, iii) shifted nutrition programming to integrated health and nutrition sites to ensure a continuum of care for women and children and iv) launched the school feeding programme in November, reaching almost 8,300 children with fortified biscuits.[5]

Across the country, the Government, with technical support from WFP, reached 10.8 million people through the National School Feeding Programme with micronutrient-fortified biscuits and social protection programmes via fortified rice distributions. WFP continued to implement microinsurance for flood-affected farmers and agricultural labourers in Kurigram, while generating evidence to inform government-operated disaster management and social protection programmes. To streamline operations, WFP assisted other UN agencies with digitalizing their assistance and implemented joint projects across Cox's Bazar refugee operations, Dhaka urban programming, and the June flood response.

This significant progress was made possible through strong partnerships with all levels of Government - from national ministries to district administrators - as well as UN agencies and national and international non-government organizations. For refugee operations, WFP closely liaised with the Office of the Refugee Relief and Repatriation Commissioner and the Armed Forces in charge of overall operations and security to deliver life-saving assistance to the Rohingya.

Gender and disability inclusion were mainstreamed throughout WFP programming to ensure the needs of women and persons with disabilities were appropriately addressed within both general programming and targeted interventions. Measures such as having porters available to carry food rations for women, elderly and persons with disabilities were put in place, and sign language training was provided to Rohingya refugees in need to facilitate better communication and support.

1,755,968

Total beneficiaries in 2022



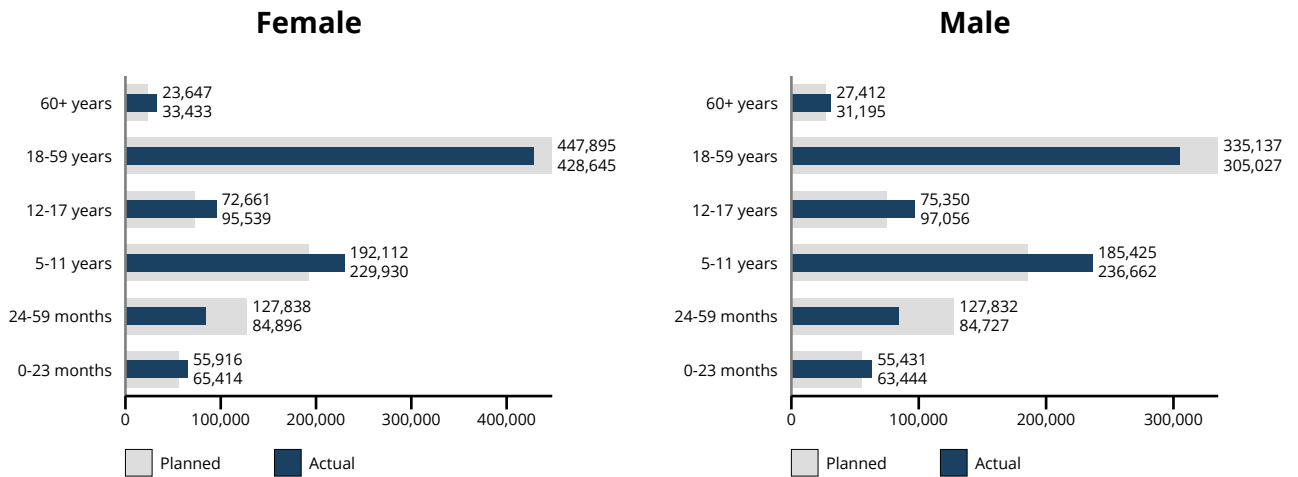
53% female




47% male

Estimated number of persons with disabilities: 32,336 (53% Female, 47% Male)

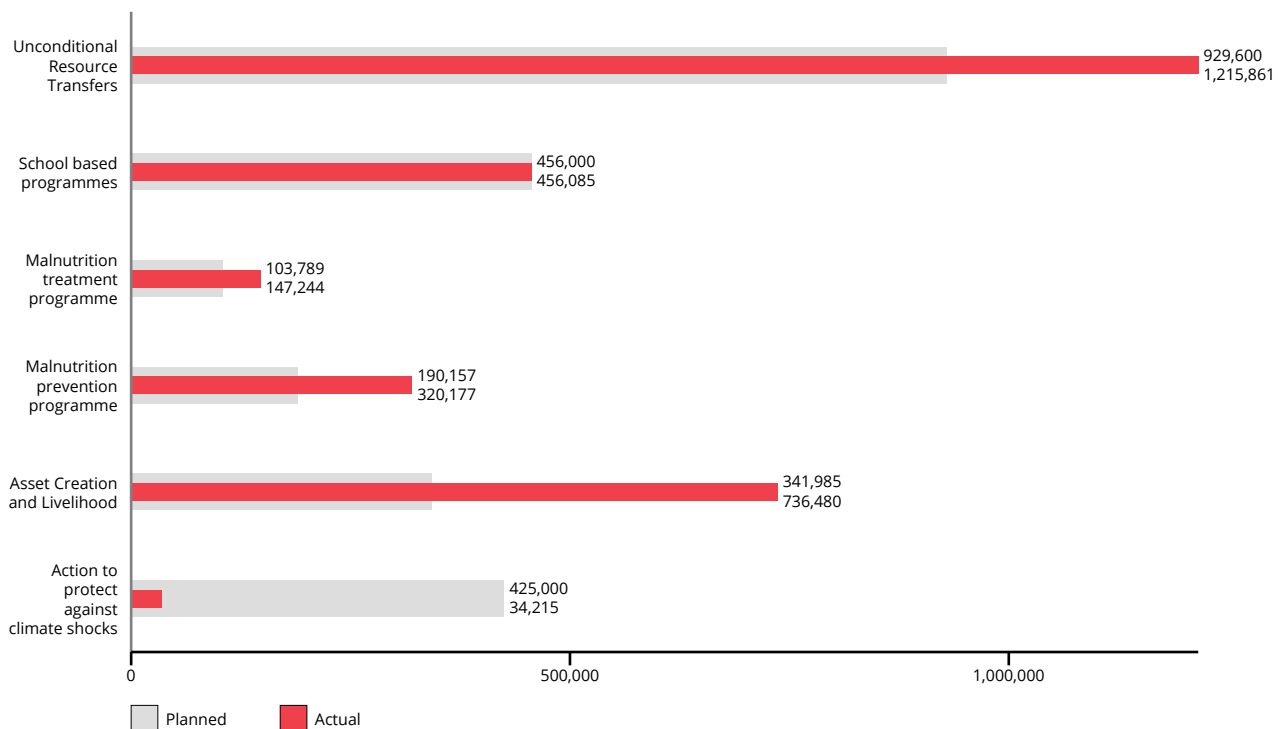
Beneficiaries by Sex and Age Group



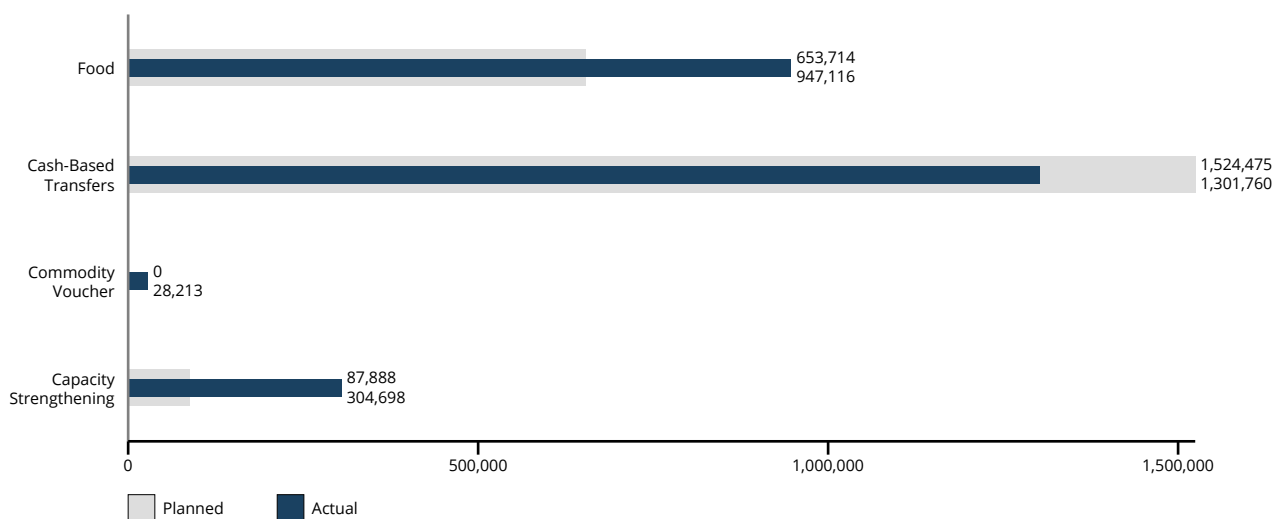
Beneficiaries by Residence Status



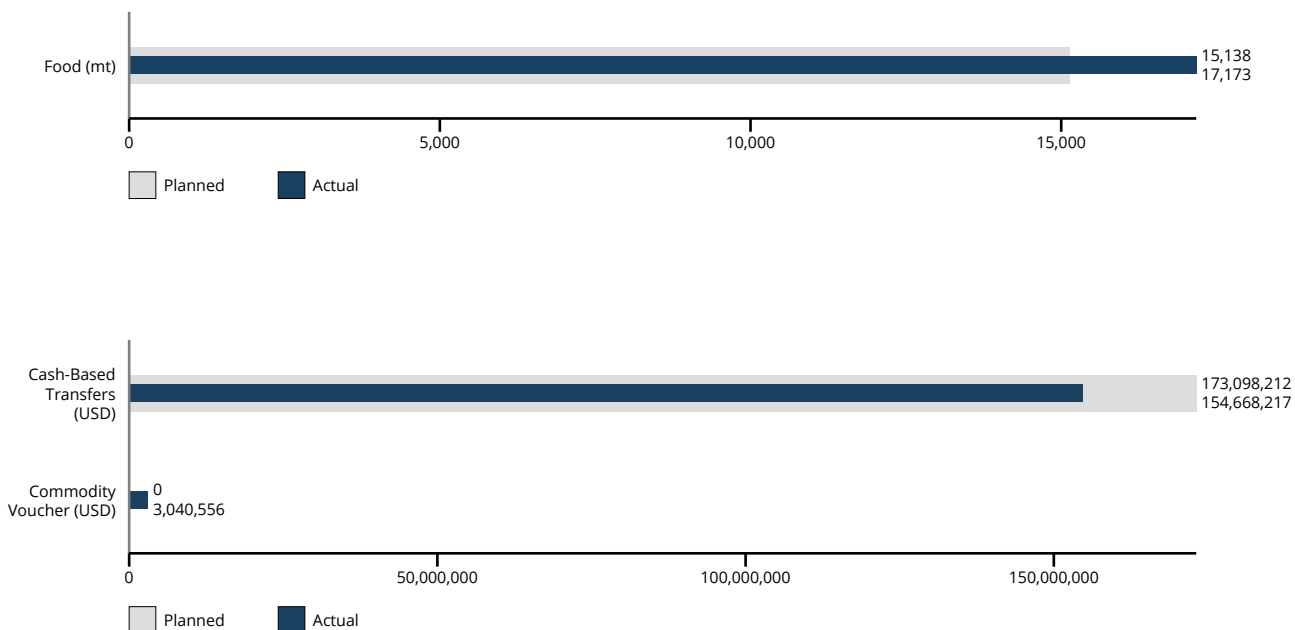
Beneficiaries by Programme Area



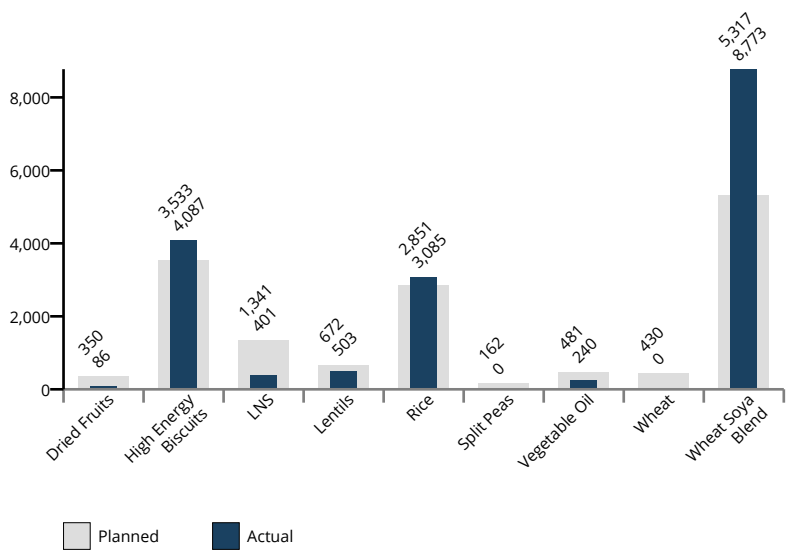
Beneficiaries by Modality



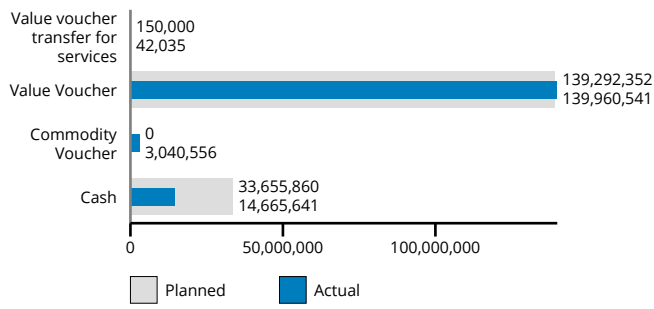
Total Transfers by Modality



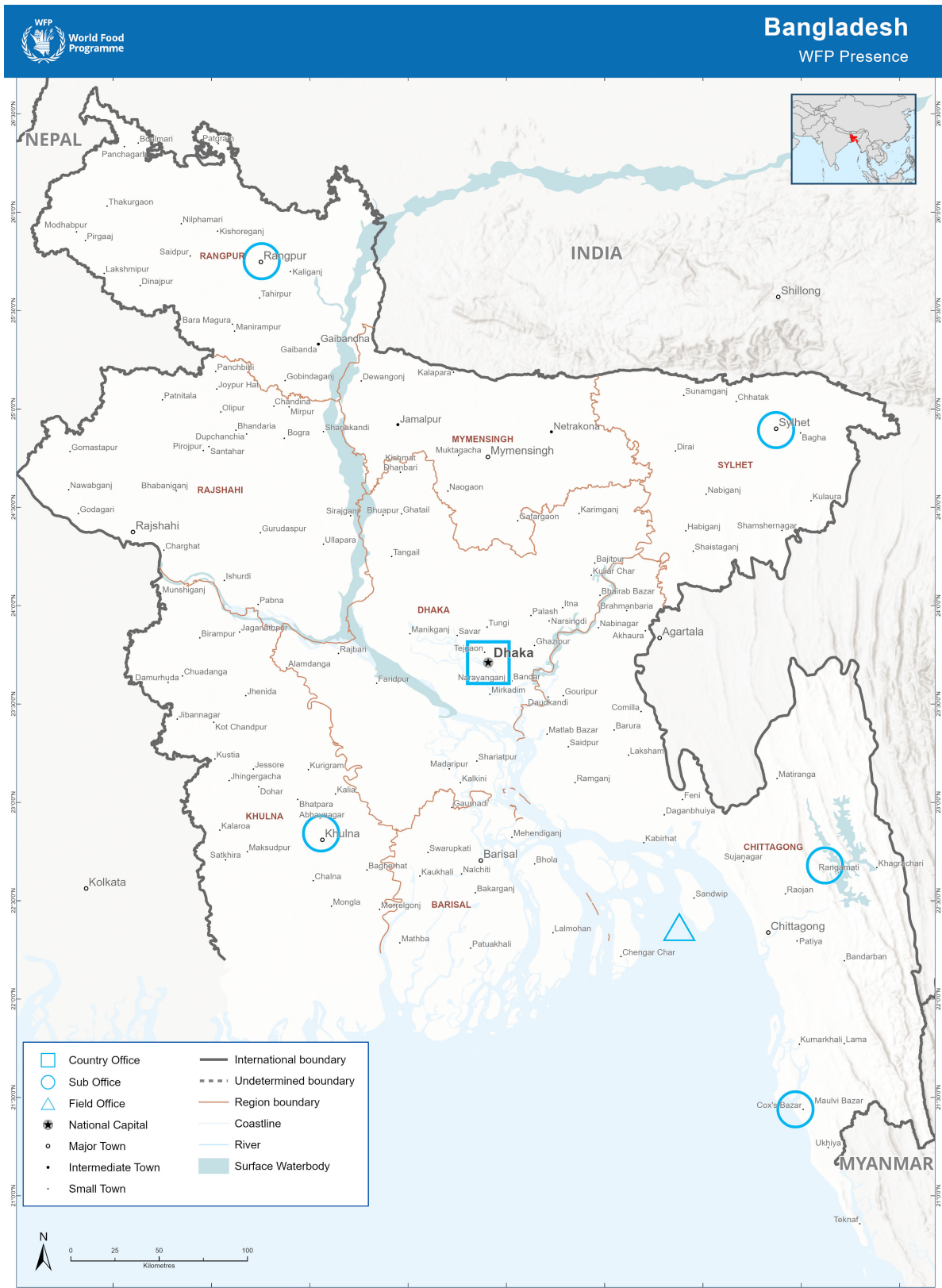
Annual Food Transfer (mt)



Annual Cash Based Transfer and Commodity Voucher (USD)



Context and operations



Context

Prior to the outbreak of COVID-19, Bangladesh was among the fastest-growing economies with a gross domestic product (GDP) growth of 8.2 percent in 2019. While the pandemic exacerbated existing vulnerabilities and created a

group of "new poor" in urban areas, the economy recovered well in 2022 with GDP growth projected to reach 5.1 percent.[1]

Faced with the global food and fuel crisis, however, Bangladesh was not immune, experiencing inflation, shrinking foreign currency reserves, as well as price spikes for fuel, fertilizer, and food commodities. From July, more frequent power cuts were observed due to government-imposed electricity rationing, while the Government also authorized an unprecedented petrol price increase of 52 percent in August. To cope with mounting economic pressure and ensure macroeconomic stability, the Government requested a USD 4.5 billion loan from the International Monetary Fund, which was approved in November 2022.

Malnutrition remains a serious concern despite economic, food security, health, and nutrition progress made over the past decade. [2] Although household food security levels improved in the second half of 2022 compared with June-July, low-income households faced high food insecurity due to income instability and high food prices.[3] This was most prevalent in northeastern Bangladesh, which, in June, was also hit by the worst floods in decades, affecting 7.2 million people.

Despite laudable achievements, the social protection system is complex and fragmented due to unplanned population growth and coordination challenges, resulting in some degree of duplication and under-coverage. In the first year of the Country Strategic Plan (CSP) 2022-2026, WFP continued to provide technical assistance to the Government to strengthen social protection programmes and make them more gender- and nutrition-sensitive and shock-responsive; and build the resilience of vulnerable communities to better withstand extreme weather events.[4]

By the end of December, Bangladesh hosted more than 952,000 refugees (33,000 more than in 2021), of which over 28,000 have relocated to Bhasan Char island (up from 17,000 in the preceding year).[5] Preliminary results from the Refugee influx Emergency Vulnerability Assessment (REVA-6) indicate that overall vulnerability has remained at alarming levels for refugee and Bangladeshi communities in Cox's Bazar, with a number of shocks faced throughout the past few years.[6] The level of vulnerability was found slightly more pronounced on Bhasan Char compared to those on the mainland, despite the scale-up of humanitarian response on the island. Together with other UN agencies, WFP continued to improve services, providing food assistance to all refugees and launching school feeding by year-end, and ensuring a continuum of care at two new integrated health and nutrition facilities.

Meanwhile, there were sizeable fire incidents in three Cox's Bazar camps in January and March. WFP responded with specialized machinery and with the help of trained volunteers, while continuing to address gaps in the camps' first response capability through the Site Maintenance and Engineering Project. Sporadic shelling and gunfire close to the Myanmar border raised alarm from August onwards, but no casualties or refugee influx into Bangladesh occurred.

Operations

Year three of the COVID-19 pandemic caused significantly less disruption to WFP operations than the preceding years, apart from January-February when the Government closed Bangladeshi schools and learning centres in the camps.

Under Strategic Outcome 1, WFP continued to support refugees and Bangladeshi communities in Cox's Bazar, including emergency food assistance (biscuits and hot meals) to 4,680 people affected by the fire. In response to the large-scale floods in June, WFP provided ready-to-eat rations to 178,000 people as immediate support, followed by cash and food assistance for 119,000 flood-affected people as part of a larger joint UN response. WFP utilized mobile money services to promote digital financial inclusion among Bangladeshi recipients and facilitated a "One UN" response by establishing joint distribution points, beneficiary database and messaging and providing its 24-hour hotline as a common beneficiary feedback mechanism. WFP also coordinated with authorities and standby partners, prepositioned emergency rations and activated cyclone preparedness actions for Cyclone Sitrang in October.

Through Strategic Outcome 2, WFP provided technical assistance to the Government to implement the national school feeding programme, reaching 2.8 million children with nutritious snacks and take-home rations during school closures in the first quarter. WFP's capacity strengthening efforts within relevant ministries and the private sector increased the availability and affordability of fortified rice in government social safety net programmes and commercial markets.

Under Strategic Outcome 3, WFP continued to provide technical support to stakeholders, assisting the Government to establish an online registration system for beneficiary self-enrolment into national social protection programmes. WFP continued to pilot climate insurance project for Kurigram communities vulnerable to severe flooding and use blockchain technology to provide food assistance to low-income Dhaka households, while also releasing forecast-based financing to 17,000 people ahead of flooding anticipated in Cox's Bazar.[7] The emergency preparedness and response (EPR) team conducted three simulation exercises for staff and 14 fire safety/first aid training sessions to enhance EPR capacity at e-voucher outlets with hazard-specific awareness and preparedness messages disseminated in the refugee camps.

Under Strategic Outcome 4, WFP continued to liaise with the Government and humanitarian partners through the national Logistics and Food Security clusters. In Cox's Bazar, WFP coordinated the humanitarian response through the

Food Security Sector, Emergency Telecommunications Sector, site maintenance and engineering project, as well as the Logistics Sector which was later transitioned into a Logistics Working Group. On Bhasan Char, WFP led the Food Security, Common Services, and Livelihoods sectors. Meanwhile, a durable solution to the refugee crisis seems increasingly distant, and humanitarian funding is becoming increasingly scarce. In 2022, WFP enacted a number of cost-cutting measures to stave off ration cuts for the Rohingya refugees, whose vulnerability has deepened and who rely almost entirely on humanitarian assistance to meet their essential needs, including food and nutrition.

Risk Management

The impact of the COVID-19 pandemic slowed down and anticipated risks did not escalate in 2022 - with lower mortality rates and most WFP staff and beneficiaries vaccinated.[8] After successful and gradual piloting, regular assistance was restored under the food assistance and nutrition programmes in Cox's Bazar.[9] While public mask-wearing was optional, WFP maintained precautions in its nutrition programme, notably handwashing and temperature checks at all sites, to contain the possible spread.

However, large-scale fire outbreaks remained a grave risk in the camps mitigated through a fire response project and the establishment of two semi-permanent kitchens for hot meals. [10] To protect beneficiaries from potential sexual exploitation and abuse (SEA), WFP sensitized staff and beneficiaries on SEA risks and maintained dedicated focal points to manage potential cases through WFP's community feedback mechanism.[11] Beneficiary data was securely managed through SCOPE, WFP's beneficiary management system.[12]

In 2022, the Government continued relocating refugees from the mainland to Bhasan Char, with the goal of eventually transferring 100,000 Rohingya to the island. To mitigate against higher costs, remoteness, and vulnerability to natural calamities, WFP continued exploring ways to streamline operations and improve conditions on the island with the Government and partners. With other UN agencies, WFP emphasized voluntariness and freedom of movement to and from the island and advocated for gradual and predictable relocations to ensure adequate assistance for refugees.

Climate hazards, namely monsoon floods and cyclones, remained serious risks. In the camps, WFP improved access and safety by constructing, maintaining and repairing critical humanitarian infrastructure (including roads, drains, slopes) through SMEP and its disaster risk reduction programme. To support the poorest Bangladeshis susceptible to disaster-related risks, WFP continued resilience programming, and worked with partners to strengthen national, local, inter-agency, and internal capacities to be shock-responsive, through risk reduction and management plans and investments.

Partnerships

In 2022, WFP worked closely with the Government of Bangladesh to enhance existing partnerships and implement capacity strengthening components of its new Country Strategic Plan. To support the country in reaching its long-term development goals and responding to the Rohingya crisis, WFP closely collaborated with UN agencies, non-governmental organization (NGO) partners, private sector actors, and researchers and developed a new resource mobilization strategy.

Host Government Partners

At the national level, WFP liaised with the Ministry of Foreign Affairs, Ministry of Disaster Management and Relief (MoDMR), Economic Relations Division, Ministry of Women and Children Affairs (MoWCA), Cabinet Division, Ministry of Primary and Mass Education (MoPME), Ministry of Food, Ministry of Social Welfare, Ministry of Agriculture, and Ministry of Planning. To support refugee operations, WFP collaborated with the Office of the Refugee Relief and Repatriation Commissioner, the Deputy Commissioner, Camp-in-Charges, and the Bangladesh Armed Forces, as well as sub- and district-level officials across all programme locations.

WFP worked closely with MoPME on a feasibility study to inform the next iteration of the national school feeding programme in government primary schools. Technical support was provided to strengthen the Bangladesh National Nutrition Council's capacity to integrate nutrition sensitivity into government policies, strategies and programmes,[1] including a nutrition survey conducted in Dhaka's urban slums to inform the development of the Urban Nutrition Strategy.[2] Together with MoWCA and the global nutrition initiative, Alive and Thrive, WFP supported the drafting of a social and behaviour change communication (SBCC) strategy on nutrition for the Mother and Child Benefit Programme. WFP also liaised with the Ministry of Finance and MoDMR to advocate for the inclusion of climate risk insurance as a government tool to transfer disaster risk to insurance companies.

United Nations and International Financial Institutions

WFP co-led the national Food Security Cluster as well as the Food Security Sector in Cox's Bazar with the Food and Agriculture Organization (FAO). WFP also worked closely with FAO, United Nations Population Fund (UNFPA), and UN Women to deliver emergency food assistance in response to the June floods in the northeast. With UNFPA and FAO, WFP supported women living in urban slums to have increased access to dignity kits and market linkages under its urban food assistance programme in Dhaka.

In Cox's Bazar, WFP supported the Rohingya response via the Inter-Sector Coordination Group (ISCG) and partnerships with FAO, International Organization for Migration (IOM), UNICEF, United Nations Development Programme, UN Women, UN Refugee Agency (UNHCR) and UNFPA. WFP regularly engaged with the Nutrition and Protection sectors, as well as the Communication with Communities Working Group and Accountability to Affected Populations Working Group, along with the ISCG-led Prevention of Sexual Exploitation and Abuse Network. To ensure humanitarian access, IOM, UNHCR, and WFP co-led the Site Maintenance Engineering Project (SMEP), while UNICEF, UNHCR, and WFP co-managed 45 integrated nutrition centres in the camps. After the WFP-FAO agreement on Cox's Bazar resilience activities expired, a new inter-agency agreement began, whereby FAO supports the community garden component of WFP's school feeding programme. Through the Government of Bangladesh-World Bank Strengthening Community Resilience projects, WFP supported refugee households most vulnerable to food insecurity and improved camp conditions through drainage cleaning and reforestation.[3] On Bhasan Char, WFP worked closely with UNHCR, which leads the overall UN refugee response on the island, and government stakeholders.

Cooperating Partners

WFP continued its localization efforts by maintaining strong engagement with local partners. Crisis response activities were implemented through 41 cooperating partners, including 22 NGOs that handled over 42 percent of the 2022 contract value.

Private Sector Partners

In 2022, WFP launched a second project with the Japanese private sector partner, Euglena Co. Ltd., to support Bangladeshi farmers and factory workers with training and market linkages in Patuakhali and Ishwardi (southern and northern parts respectively). To promote financial inclusion and reduce travel time and cost, WFP uses mobile money transfers to all Bangladeshi beneficiaries through a financial service provider, bKash.

Under the school feeding programme, WFP continued to manage contracts with 10 fortified biscuit suppliers, representing USD 3.25 million. Together with the Global Alliance for Improved Nutrition, Nutrition International, and the Government, WFP assisted fortified rice producers and millers to increase the production capacity and commercial

availability of fortified rice with support from Dutch and German companies, DSM and METRO.

The Global Alliance for Improved Nutrition and WFP continued to co-lead the Scaling Up Nutrition (SUN) Business Network, and WFP worked with Care Nutrition Products to initiate the development of a potential replacement of Super Cereal for malnutrition prevention and treatment programmes targeting pregnant and lactating women. Twelve Bangladeshi retailers supplied WFP e-voucher outlets in the Cox's Bazar camps, injecting USD 11 million into the economy every month, while WFP also onboarded multiple small market traders on Bhasan Char as part of an e-voucher pilot launched in December 2022.

Research Institutions

WFP closely collaborated with disability study experts from Trinity College Dublin to inform tailored interventions in the camps, especially for persons with intellectual and communication-related disabilities. It also partnered with the Center of Peace and Justice of BRAC University on a study on social cohesion in Cox's Bazar and completed a poverty and undernutrition mapping exercise with the Bangladesh Bureau of Statistics, funded by the International Fund for Agricultural Development (IFAD).

WFP thanks all donors for their support of CSP 2022-2026.[4] In particular, flexible funding from the donor community enabled WFP to address urgent needs and critical funding gaps.

CSP Financial Overview

In 2022, WFP started its second five-year Country Strategic Plan (2022-2026), which was 123 percent against its annual needs-based plan of USD 328 million. WFP's 2022 resourcing situation against the need-based plan was sound overall, with carryover funds from CSP 2017-2021. Some of WFP's largest contributions were confirmed in the last quarter of 2022, where a significant portion will be used in 2023.

However, funding levels varied across Strategic Outcomes, ranging from 138 percent (Strategic Outcome 1) to 29 percent (Strategic Outcome 4). In total, 87 percent of the resources were earmarked for crisis response under Strategic Outcomes 1 and 4.

Apart from the June flood response, planned activities under Strategic Outcome 1 were implemented well with available funds, although more funding was available by year-end than planned as additional contributions were only confirmed in the last quarter of the year. WFP utilized USD 44 million in advance financing received through its internal project lending mechanism and Immediate Response Account to maintain uninterrupted food and cash assistance to people vulnerable to food insecurity. Food purchases made directly from WFP's Global Commodity Management Facility also helped minimize global supply constraints for internationally procured nutrition commodities, reaching pregnant and lactating women and children aged 6-59 months in a timely manner.

For Strategic Outcome 2, the multi-year contribution from the US Department of Agriculture McGovern-Dole Food for Education Program provided sufficient funding for the capacity strengthening component of the National School Feeding Programme. However, the rice fortification and nutrition capacity intervention under this Strategic Outcome 2 faced a funding gap.













For Strategic Outcome 3, funding availability was less than 60 percent since monsoon rains in the North did not meet the threshold required to trigger the release of donor financing; and June flooding in the Northeast took place outside of this geographical area. For Strategic Outcome 4, service delivery activities for the Bhasan Char operation remained at basic levels due to limited funding.

Overall, the expenditure levels reached 83 percent of WFP's current implementation plan. Although WFP had plans to provide a more substantial assistance package for flood-affected people in the northeast, the response under Strategic Outcome 1 remained small-scale due to limited resources. Expenditure was also lower for Strategic Outcomes 2 and 3, in particular capacity strengthening activities, given the ongoing discussion on the future of the National School Feeding Programme and the absence of a flood trigger activation for forecast-based financing in Kurigram (northern Bangladesh). Fund utilization was particularly low for Strategic Outcome 4 as minimal resources were available for the Rohingya response on Bhasan Char.

Annual CSP Financial Overview by Strategic Outcome (Amount in USD)

	Needs Based Plan	Implementation Plan	Available Resources	Expenditure
SR 1. Everyone has access to food	 247,241,908	 239,566,978	 341,404,497	 233,178,418
Non strategic outcome, non activity specific	 0	 0	 513,132	 0
SO01: Populations affected by the crisis in Bangladesh are able to meet basic food, nutrition, and other essential needs during and after the crisis.	 247,241,908	 239,566,978	 340,891,365	 233,178,418
Activity 01: Provide food, nutrition, and self-reliance assistance to crisis-affected populations.	 247,241,908	 239,566,978	 340,671,114	 233,178,418
Non-activity specific	 0	 0	 220,251	 0
SR 2. No one suffers from malnutrition	 8,776,716	 7,905,967	 7,768,872	 3,001,773
SO02: The nutrition needs of women, children and vulnerable groups in Bangladesh are met through national institutions that have enhanced capacities to design and implement gender- and nutrition-sensitive social safety net programmes by 2026.	 8,776,716	 7,905,967	 7,768,872	 3,001,773
Activity 02: Support national institutions to strengthen their capacity to design and implement inclusive and nutrition- and gender-sensitive safety net programmes to meet the nutrition needs of women, children and vulnerable groups.	 8,776,716	 7,905,967	 7,768,872	 3,001,773

SR 4. Food systems are sustainable		11,285,432	10,838,496	6,207,329	4,308,906
SO03: Vulnerable communities in Bangladesh are more resilient to shocks and natural disasters through enhanced national disaster management capacity, and flexible, nutrition- and gender-sensitive social safety net programmes by 2026.		11,285,432	10,838,496	6,207,329	4,308,906
Activity 03: Assist national institutions and communities to strengthen the capacity to implement inclusive and responsive safety net programmes, and disaster risk preparedness and response to protect the food security of vulnerable populations.		11,285,432	10,838,496	6,207,329	4,308,906
SR 8. Sharing of knowledge, expertise and technology strengthen global partnership support to country efforts to achieve the SDGs		29,123,414	28,523,414	8,489,718	4,228,136
SO04: Vulnerable crisis-affected populations in Bangladesh benefit from enhanced coordination and improved common services during and after crises.		29,123,414	28,523,414	8,489,718	4,228,136
Activity 04: Provide coordination and common services to humanitarian and development partners and government.		29,123,414	28,523,414	8,489,718	4,228,136
Non-strategic result		0	0	2,856,147	0
Total Direct Operational Costs		296,427,471	286,834,857	363,870,418	244,717,234
Direct Support Costs (DSC)		13,590,113	13,590,113	17,334,233	9,798,798

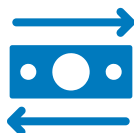
Total Direct Costs	 310,017,585	 300,424,971	 381,204,652	 254,516,033
Indirect Support Costs (ISC)	 18,171,332	 17,585,758	 18,179,136	 18,179,136
Grand Total	 328,188,917	 318,010,729	 402,239,936	 272,695,169

Programme performance

Strategic outcome 01: Populations affected by the crisis in Bangladesh are able to meet basic food, nutrition, and other essential needs during and after the crisis.



1.7 million people assisted to enhance their food security and nutrition



USD 157 million in cash-based transfers made to beneficiaries



208,016 Rohingya refugee women and children reached with nutrition services in the camps and Bhasan Char



268,000 Bangladeshi people reached after severe flooding in the country's northeast



USD 3.1 million saved by 1,747 Bangladeshi women's self-help groups under the Cox's Bazar livelihoods programme



19 Fresh Food Corners improved refugees' access to fresh produce, live chicken and fish

Under Strategic Outcome 1, WFP assisted 1.7 million people to enhance the food and nutrition security of Rohingya refugees and Bangladeshis in Cox's Bazar, Bhasan Char, the Chittagong Hill Tracts and northeastern Bangladesh.[1]

WFP delivered an integrated package of assistance to refugees and local communities in Cox's Bazar - including general food assistance (GFA), nutrition services, school feeding, disaster risk reduction (DRR), self-reliance and livelihoods programmes. On Bhasan Char, WFP provided GFA, nutrition services, and school feeding. In addition, WFP supported communities in the Chittagong Hill Tracts, responded to severe June floods in northeastern Bangladesh, and prepared for Cyclone Sitrang in October.

By year-end, Strategic Outcome 1 was 138 percent funded against the annual needs-based plan. Meanwhile, WFP utilized less than 70 percent of resources due to the confirmation of several contributions in the last quarter of 2022. The expenditure level was low for Bhasan Char as relocations were slower than expected, and funds received for the flood response were insufficient for planned activities.

Outputs

WFP utilized **e-vouchers** (USD 12 per person) to serve all Cox's Bazar refugees to promote dignity and choice as well as Building Blocks for the unregistered refugees at 19 **general food assistance** outlets. [2] As in 2021, two registered outlets were served by SCOPE, WFP's corporate beneficiary management and offline transfer system.[3] WFP offered fresh produce, and live fish and chicken at all 19 outlets, and established two semi-permanent kitchens for large-scale rapid emergency responses to scale up food assistance, such as the fire incidents in January and March 2022.[4]

In the camps, **nutrition** services reached 159,138 children aged 6-59 months, and 41,210 pregnant and lactating women, at 45 nutrition facilities for the prevention and treatment of moderate acute malnutrition.[5] From January to June, children enrolled in WFP's prevention of acute malnutrition programme received half rations of Super Cereal Plus (from 6 to 3 kg) due to global supply chain breaks.[6] WFP continued to scale up its nutrition-sensitive, cash assistance programme for children aged 24-59 months, expanding to all 31 unregistered camps by September.[7] By year-end, 73,775 refugee children received nutrient-dense food (equivalent to USD 3 per child per month). In the surrounding Bangladeshi community, WFP expanded services to 130 community clinics and served 34,752 malnourished women and children across Cox's Bazar District (compared to 29,500 in 2021). Movement restrictions limited in-person social and behaviour change communication (SBCC) sessions in early 2022, but WFP still reached 83 percent of targeted refugee and Bangladeshi women as well as 382,800 people via radio and social media during Breastfeeding Awareness

Week.[8]

Under the **disaster risk reduction** programme, drainage clearance, slope stabilization, and reforestation continued in refugee camps, while in Bangladeshi communities, WFP focused on improving agricultural infrastructure susceptible to flooding.[9] Two Government-World Bank Strengthening Community Resilience projects, aimed to improve refugees' food security, nutrition knowledge, environmental conditions, and socioeconomic resilience.[10]

The **livelihoods** programme in Cox's Bazar assisted women vulnerable to food insecurity to establish and participate in income-generating activities and support one another through self-help groups. Twenty-six aggregation centres were operational, linking 9,440 participants to markets and the camps. As a result, handicrafts made by participants worth USD 11,884 were sold at local shops. WFP's self-reliance programming engaged 37,082 refugees in homestead vegetable gardening and aquaculture. Food packets and bottles were upcycled into 8,254 products (2.75 times more than in 2021) with a further 26,466 items, such as fishing nets, sanitary pads, and preserves created as part of skills development.

WFP's **school feeding** activities reached 455,878 children in eight sub-districts.[11] In Cox's Bazar, 59,791 Bangladeshi students received dates as a take-home ration, and surplus rice, lentils, and oil were also distributed after the Government's school meals programme was temporarily suspended. In the Chittagong Hill Tracts, WFP's school feeding activities ended in September, as the Government's contribution came to an end in June 2022.[12] Although school enrolment declined at WFP-supported government schools, WFP still reached 15 percent more pupils than planned.[13]

In March, WFP started general food assistance on **Bhasan Char** and reached 28,213 people via commodity vouchers by end-December.[14] Nutrition programmes continued, with treatment and prevention of malnutrition services reaching 2,362 women and 6,383 children. In November, WFP inaugurated school feeding across the island's 28 learning centres.

In June, severe floods affected 7.2 million people in northeast Bangladesh. WFP reached a total of 268,000 people with in-kind food assistance, such as fortified biscuits, rice and pulses; an unconditional cash grant of BDT 2,500 (USD 25), or a combination of food and cash.[15] In October, when Cyclone Sitrang was forming in the Bay of Bengal, WFP activated preparedness actions, coordinating with authorities in each at-risk area and requesting standby partners to be at the ready. WFP prepositioned fortified biscuits in Bhasan Char, Cox's Bazar, Khulna and Tangail.[16]

Outcomes

Acceptable food consumption among Rohingya households improved marginally from 2021 with WFP efforts to maintain a steady food supply. The resale of food assistance decreased from 32 percent in 2020 to 23 percent in 2022, and the number of Rohingya households employing crisis coping strategies in 2022 (30 percent) halved compared with 2021 (59 percent). Usage of livelihoods-based emergency coping strategies decreased slightly by 1.9 percentage points.

Beneficiaries had high recovery rates of malnutrition through WFP's programme in the camps and surrounding communities (95 and 98 percent, respectively) with near zero percent default rates. Gains were made in nutrient-dense food consumption with 43 percent of households taking protein every day (7 percentage points higher than 2021) and 21 percent consuming vitamin A-rich foods (6 percentage points more than 2021).

In Cox's Bazar, the percentage of Bangladeshi households with acceptable food consumption deteriorated from 80 to 72, then to 63 percent in 2020-2022 in the absence of special COVID-19 assistance which was provided in the past two years and due to higher food prices. In the Kutubdia, Moheshkhali, and Pekua sub-districts of Cox's Bazar, significantly fewer livelihoods programme participants adopted livelihood coping strategies in 2022 (42 percent) than in 2021 (74 percent).[17]

Under the school feeding programme, the attendance rate, enrolment rate, and retention rate fell short of the target post-pandemic. This was attributed to a variety of reasons: i) some families moved to another place for economic reasons, ii) well-off families enrolled their children in private schools, iii) some guardians sent their children to madrasahs and did not re-enrol at government primary schools, iv) girls who got married early during the 18-month school closure did not re-enrol and/or v) some students chose not to return in fear of poor academic performance. WFP and stakeholders worked to get children re-enrolled at school via home visits, courtyard meetings and other initiatives.[18] WFP's flood response contributed to reducing the proportion of food-insecure households by 42 percentage points with consumption-based coping strategies falling to nearly half of the baseline (22.2).

Partnerships

WFP implemented activities in close cooperation with government stakeholders. For the flood response, WFP engaged with disaster management committees and three standby partners, and ensured coordination via the National Food Security and Nutrition clusters, Need Assessment Working Group and Humanitarian Coordination Task Team.[19] WFP also facilitated a joint UN response through the preparation of a common beneficiary database among FAO, UNFPA, UN Women and WFP, joint distribution points and the usage of WFP's toll-free hotline as a common community feedback mechanism.

In Cox's Bazar, WFP implemented activities with 29 cooperating partners and GFA with 12 Bangladeshi retailers. WFP continued using bKash mobile services in the Bangladeshi community to increase digital financial inclusion, reaching 100 percent of livelihoods and DRR participants, and cash assistance to flood-affected people. On Bhasan Char, activities were implemented through four cooperating partners and, by year-end, multiple small market traders.

UNHCR, FAO, IOM, and WFP continued to implement the joint Safe Access to Fuel & Energy Plus project in Cox's Bazar, while the joint WFP-FAO resilience project in Cox's Bazar was expanded to include agricultural assessments on Bhasan Char. [20],[21] In Ishwardi and Patuakhali, WFP resumed a market linkage initiative with Euglena Co. Ltd and plans to set up a post-harvest processing factory in Cox's Bazar in 2023.

Lessons Learned and Next Steps

In 2023, WFP plans to close two e-voucher outlets for cost savings and scale up its value voucher pilot on Bhasan Char, provided the market can successfully respond to the demand.

Gender and Age Marker

WFP integrated gender and age across Activity 1 to provide equitable needs-based support and remove barriers for those most vulnerable to food insecurity, including persons with disabilities and the elderly. To tackle the root causes of food insecurity, malnutrition, and inequality, WFP engaged women in income-generation activities, comprehensive nutrition services, and enhancing awareness of food and nutrition, health, and hygiene.[22]

Strategic outcome 02: The nutrition needs of women, children and vulnerable groups in Bangladesh are met through national institutions that have enhanced capacities to design and implement gender- and nutrition-sensitive social safety net programmes by 2026.



WFP supported the Government to distribute fortified rice to 8 million social safety net beneficiaries



2.9 million pre-primary and primary school children received micronutrient fortified biscuits from the Government with technical support from WFP



WFP assisted with the onboarding of 60 blending millers and 4 fortified rice producers to support the commercial scale-up of fortified rice

Under Strategic Outcome 2, WFP supported the Government to strengthen nutrition sensitivity in policies, strategies, and the design and implementation of social safety nets. This entailed a close collaboration with government and private sector partners to address malnutrition and improve the nutritional status of rural and urban populations vulnerable to food insecurity.

Through Activity 2, WFP provided technical assistance to inform the Government's National Workplan for nutrition, and nutrition-sensitive programming, by engaging twice as many national and sub-national officials than initially planned.[1] Technical assistance for fortified biscuit distribution continued until mid-2022 alongside the conclusion of the iteration of the National School Feeding Programme (2010-2022). Thereafter, WFP supported the Ministry of Primary and Mass Education (MoPME) and Directorate of Primary Education (DPE) to undertake a feasibility study to inform the design of its 2023 National School Feeding Programme as the Government decided to reassess which modalities would be most appropriate for the upcoming programme.[2] In addition, WFP supported government efforts to address micronutrient deficiencies among the people most vulnerable to food insecurity, by providing fortified rice through two key social protection programmes, and assisting with the launch of fortified rice into the commercial market.

Strategic Outcome 2 was 88 percent funded against the needs-based plan, and 39 percent of resources was spent. In line with Government priorities, many school feeding activities were postponed, including capacity strengthening, which resulted in a relatively low expenditure level. However, multi-year McGovern Dole contribution enabled WFP to support the government feasibility study on the next iteration of the National School Feeding Programme. But the rice fortification programme, which relied entirely on multilateral and flexible funding, faced implementation delays due to the lack of funding. By mid-year, WFP revised its needs-based plan to accommodate these programmatic challenges and other operational needs.

Outputs

WFP supported Bangladesh National Nutrition Council (BNNC) in preparing the country's annual nutrition workplan and Review of Social Safety Net Programmes and Policies in Bangladesh.[3] Under the urban food assistance programme, WFP continued to reach the most economically vulnerable people with monthly cash assistance, while incentivizing the purchase of fresh produce.[4] With funding and technical support from WFP, Action Against Hunger conducted a SMART survey in Dhaka slums to inform the development of the BNCC's upcoming Multisectoral Urban Nutrition Strategy.[5] In the 94 sub-districts where the Government directly manages school feeding, WFP assisted DPE to select implementing partners and monitor distributions of fortified biscuits. WFP also helped prepare the DPE closure report and provided technical and financial support for a feasibility study to determine the best modality and operational arrangements for the relaunch of the school feeding programme.

To strengthen the capacity of the Government and private sector partners, WFP i) developed a comprehensive training module on rice fortification, nutrition, quality assurance and monitoring and ii) delivered 94 training sessions and workshops for government stakeholders and private partners. In 2022, government distributions of fortified rice continued through WFP-supported Food Friendly Programme (FFP) and Vulnerable Group Development (VGD) programme. Although the scale-up to cover 14 million people did not take place as planned, 8 million food-insecure people benefitted from fortified rice.[6] To create demand in the domestic retail market, WFP designed and implemented a campaign raising awareness of the health benefits of using fortified rice, reaching 265,000 people using interpersonal and media communications.

Moreover, WFP provided technical support to the Bangladesh Standard and Testing Institute to revise its fortified rice kernel testing methods and standards to ensure adequate micronutrient content for end users. WFP supported the

onboarding of 60 private blending millers and 4 new fortified rice kernel producers to the government roster. By year-end, WFP provided technical assistance to a total of 178 millers and 8 fortified rice producers, exceeding the production targets by 114 percent. While the global food crisis led to a temporary disruption in fortified rice supplies in social protection programmes, WFP mitigated the resource gap through interim financing. Under the south-south triangular cooperation framework, WFP also facilitated knowledge exchange tours to India and Thailand for representatives from the Ministry of Food (MoFood) and Ministry of Women and Children Affairs (MoWCA) to strengthen knowledge and capacity around kernel production and for the successful commercialization of fortified rice.[7]

Due to complexities with funding, and school meal plan and modality, WFP did not implement the school meal programme in urban areas as planned.

Outcomes

Although the launch of the next National School Feeding Project was delayed, WFP assisted the Government with a feasibility study to support the design of upcoming school feeding project. Throughout the year, WFP absorbed the additional cost of fortified rice for 19 sub-districts of the Chittagong Hill Tracts as part of the Vulnerable Women Benefit (VWB) programme. Due to commodity inflation and the foreign currency crisis, the Government distributed regular rice through the WFP-supported FFP and VGD programmes instead of fortified rice in July-October. WFP worked with MoFood to pilot a cost optimization project, which integrated the blending of kernels with the de-husking, milling, and polishing process to avoid double handling and transportation. This was introduced as part of the FFP in six sub-districts and the yield benefitted 498,000 people in early 2022. In partnership with WFP and the private sector, the Government unveiled its plan to scale up fortified rice in the commercial market and reach 550,000 people by 2026.

Partnerships

In addition to Ministry of Food, Bangladesh National Nutrition Council, Ministry of Primary and Mass Education, Directorate of Primary Education, Department of Women Affairs, MoWCA and the Cabinet Division, WFP collaborated with Scaling Up Nutrition, Global Alliance for Improved Nutrition, Nutrition International, International Food Policy Research Institute, millers and fortified rice kernel producers, and research partners to reduce nutritional deficiencies in Bangladesh. WFP also worked with development partners, UNICEF, World Health Organization and FAO to improve government safety nets in urban and rural areas as part of the National Social Security Strategy.

Lessons Learned and Next Steps

With WFP technical assistance, the Ministry of Food will set up a new fortified rice kernel factory in 2023 with a laboratory testing facility and production capacity of 1,800 mt per year. In 2023, the Government and WFP will explore long-term funding opportunities to support the scale-up of capacity strengthening within government social protection programmes. WFP will continue to provide technical support for nutrition-sensitive programming and encourage expanded fortified rice distributions.

Gender and Age Marker

Activity 2 focused on maximizing programme impact for women and children vulnerable to nutrition insecurity. Although no direct beneficiaries were reached, WFP's technical assistance ensured that women-specific nutrition vulnerabilities across the lifecycle were systematically considered in government programming. Support to the National School Feeding Programme contributed to maintaining girls' and boys' equitable enrolment in primary education, while WFP's rice fortification programme continued to increase fortified food access among households most economically-vulnerable to food insecurity.

Strategic outcome 03: Vulnerable communities in Bangladesh are more resilient to shocks and natural disasters through enhanced national disaster management capacity, and flexible, nutrition- and gender-sensitive social safety net programmes by 2026.



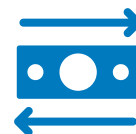
2 million women and children vulnerable to food insecurity received cash, food and SBCC support from the Government with technical support from WFP



17,215 people (smallholder farmers and their families) covered by WFP climate risk insurance schemes



4,000 households covered by climate-adaptive livelihoods and entrepreneurship training, a one-time grant and monthly allowance to invest in a business



13,208 people in Dhaka urban slums were assisted with cash-based transfers.[1]

Given the triple burden of malnutrition and prevalence of climate shocks in Bangladesh, Strategic Outcome 3 focused on technical assistance, policy engagement and the generation of evidence to optimize government social protection programmes by making them more shock-responsive and gender- and nutrition-sensitive using a life-cycle approach.[2]

WFP provided technical assistance to the Ministry of Women and Children Affairs (MoWCA) on the Mother and Child Benefit (MCBP), Vulnerable Women Benefit (VWBP), and Investment Component for Vulnerable Group Development (ICVGD) programmes to expand coverage and enhance their impact on food security and nutrition. In 2022, WFP assisted MoWCA to enhance institutional in-house capacities for effective programme implementation and strengthen its existing Management Information System (MIS) and remote monitoring capabilities; developing an online self-registration system and social and behavioural change communications (SBCC) strategies; and expanding safety net coverage.

In Dhaka, WFP's urban food assistance programme provided cash transfers to 13,208 individuals with cashback incentives (based on purchasing patterns to encourage people to purchase nutritious foods), along with SBCC nutrition messaging, menstrual pads provided by UNFPA, and linkages to FAO-supported smallholder farmers and producers. In disaster-prone Kurigram district, WFP continued to work with the Government to implement three integrated risk management tools to enhance the resilience of communities most vulnerable to extreme weather events: i) forecast-based financing and alerts before a disaster, ii) climate risk insurance and iii) support for climate-resilient livelihoods.

Strategic Outcome 3 was 55 percent funded against the needs-based plan and had a 69 percent expenditure rate. The low levels of funding received for strengthening government social protection capacity (apart from resilience activities) resulted in the reduction of its safety net activities. Earmarked funding for anticipatory action remained unspent, since there was no activation of the programme required in the earmarked geographical areas. Other activities, including the seasonal livelihoods intervention in Kurigram, were implemented with multi-year funds.

Outputs

WFP continued to support the Ministry of Women and Children Affairs in expanding the MCBP which reached more than 200,000 women in 68 sub-districts, 31 municipalities, 2 city corporations and 6 garment factories.[3] Under the ICVGD programme, 100,000 women and their families received fortified rice along with training on entrepreneurship and financial literacy. WFP also conducted workshops on Digital Financial Inclusion (DFI) and Women's Economic Empowerment (WEE) for 97 Department of Women Affairs staff responsible for the design of safety net programmes and held two training of trainers training sessions for leaders from 64 districts using a newly designed DFI learning module.

In Kurigram, WFP and Green Delta Insurance Company Ltd. insured 3,443 marginal and smallholder farmers against crop and wage losses, of which 1,451 families benefitted from pay-outs due to unseasonal winter rains. Unlike the two preceding years, agricultural labourers owned and paid 10 percent of their insurance premiums.[4] In addition, 20,000 people (5,000 more people than in 2021) benefitted from the training on climate-adaptive livelihoods and entrepreneurship, and a one-time grant to invest in a household business. As part of resilience-building activities, 30,680 government stakeholders were trained on their roles and their responsibilities during anticipatory actions and actual flood response, and 54,382 people received messaging on climate and weather risks for better preparedness in the event of a natural disaster. Meanwhile, the WFP-UNFPA collaboration on the Urban Food Assistance Programme in Dhaka won the UNFPA Asia Pacific Innovation Award for the use of blockchain technology to address the mensural hygiene needs of women and girls.

As part of capacity strengthening for emergency preparedness and response, WFP completed two joint visits to a potential Humanitarian Staging Area (HSA) location and provided technical designs of HSA to relevant ministries for consideration. WFP also supported the reactivation of the Local Consultative Group on Disaster and Emergency Response to enhance government preparedness capacity.

Outcomes

Under the MCBP, WFP supported the Government to improve coordination, targeting, and the effectiveness of cash transfer modalities. WFP's technical assistance in policy, programme, and system enhancements resulted in an expansion in programme coverage. This included the launch of the Government's integrated MIS, which enabled MoWCA to process and monitor monthly payments to safety net beneficiaries while increasing women's digital financial inclusion, reducing travel costs, and avoiding overlaps. As a result, inclusion errors dropped from 46 to 12 percent from 2019 to 2022.

WFP developed a new in-house government application for online and offline registration under MoWCA's VWBP, which increased the opportunity for 2.6 million women to apply, including those in hard-to-reach areas. WFP trained national and local stakeholders in using the Android-supported mobile software, developed online and offline campaigns to encourage eligible applicants to avail of the programme, and facilitated selection according to DFI and WEE safety net criteria. Under the urban programme, beneficiary purchasing patterns were tracked using Building Blocks blockchain technology, which showed an increase in the purchase of healthy foods (particularly fruits and vegetables).

Partnerships

WFP continued to engage with the Cabinet Division, government ministries (especially MoWCA and the Department of Women Affairs) and government-led national platforms, including the national cluster system, and the Forecast-based Financing Task Force. Along with national and local government bodies, WFP maintained a strong partnership with FAO, UNFPA, BRAC, and bKash for urban programme implementation. To scale up anticipatory action and disaster readiness, WFP collaborated with MoDMR, the Bangladesh Bureau of Statistics and Meteorological Department, the Flood Forecasting and Warning Centre, UN partners, the private sector, academia, and NGOs. WFP co-led the Logistics Cluster with MoDMR and Food Security Cluster with FAO and engaged with research institutions, such as the International Food Policy Research Institute.

Lessons Learned and Next Steps

To sustain households' graduation out of poverty, WFP will continue working with MoWCA to integrate another social protection scheme (the Vulnerable Group Development Programme) into the VWB programme to ensure DFI and WEE. Based on the success of the Urban Food Assistance Programme, WFP will develop a concept note in 2023 to inform the potential expansion of MoWCA safety net programming (including MCBP) into urban areas. In 2023, WFP will also work with FAO, International Fund for Agricultural Development and UNICEF to pilot an Open Market Sale mechanism for targeting and tracking social safety net coverage to enhance food and nutrition security for the urban poor people affected by COVID-19 and the global food crisis.

Gender and Age Marker

Under Activity 3, the resilience programme continued to target the most senior woman in each household as the recipient of WFP cash-based transfers to strengthen their position within the household and control over resources. Gender and age inequalities were addressed by WFP-supported social safety net programmes for vulnerable women - mostly indirectly via technical assistance for improved targeting and coverage expansion, but also directly via limited WFP rice distributions to ICVGD participants.

Strategic outcome 04: Vulnerable crisis-affected populations in Bangladesh benefit from enhanced coordination and improved common services during and after crises.



54 partners coordinated under the Food Security Sector in Cox's Bazar



50 Logistics Sector partners in Cox's Bazar with 95.3 percent user satisfaction



2,539 m of roads constructed, 5,695 m hillside repaired, and 54,712 m canals dredged under the Site Maintenance and Engineering Project in the camps



921 humanitarian from 21 agencies supported with Emergency Telecommunications Sector services each month on average



Management of 4 warehouses supported by the Common Services Sector on Bhasan Char

WFP continued to provide reliable logistics, telecommunications, engineering, administration support and digital tools services to humanitarian partners, as well as facilitating coordination among food security actors.

In Cox's Bazar, WFP coordinated the emergency telecommunications sector and continued to phase down the logistics sector. To improve access in the landslide-prone camps, WFP jointly implemented the Site Maintenance and Engineering Project (SMEP) with IOM and UNHCR. The Food Security Sector co-led by WFP and FAO supported the refugee response in Cox's Bazar, a similar structure on Bhasan Char, and WFP-developed digital technologies. On Bhasan Char, the WFP-led Common Services Sector assisted with UN staff movements and the coordination of cargo transport to and from the island, leveraging WFP's expertise in humanitarian logistics.

Strategic Outcome 4 was 29 percent funded against the needs-based plan, most of which was allocated for Common Services (information and communications technology services; and UN accommodations) on Bhasan Char. Due to funding gaps, the small population on the island and the pace of relocations, expenditures remained low at 14.5 percent. Pending approvals and tenders - which will allow greater WFP engagement on the island - as well as lengthy procurement of non-food items also contributed to low resource utilization. Unspent Cox's Bazar funds, including those from the phased-out logistics sector, will be carried forward into 2023.

Outputs

Since the refugee influx in 2017, the **Logistics Sector** has played a crucial role in the Rohingya response, providing coordination, common storage, and transport services to the humanitarian community in Cox's Bazar. In 2022, the Sector continued to scale down, with increased localization of humanitarian logistics. Common storage services for partners were phased out in the first quarter, while the Sector focused on capacity strengthening, coordination, information management, and emergency preparedness. The Sector prepositioned assets and equipment as part of monsoon preparedness and provided nine training sessions and gap assessment tools. Through a new green logistics initiative, it also examined humanitarian supply chain waste and sustainability with results presented at the Humanitarian Networks and Partnerships Week.[1]

In 2022, the **Emergency Telecommunications Sector** (ETS) almost doubled its data connectivity sites in operation compared to the previous year, from 40 to 72 sites at e-voucher outlets, nutrition, and health facilities. Connectivity

services were used by 790 humanitarian workers (up from 535 in 2021) from 21 organizations (up from 16 organizations in 2021). Each month, 921 humanitarians from 10 UN agencies used ETS security telecommunication services (VHF radio) to communicate in the camps. A major network upgrade was implemented in Teknaf to connect new sites and for the initial stages of a system reconfiguration to accommodate a 100 percent increase in users.

Through the SMEP, WFP continued critical engineering works prioritizing monsoon preparedness, including improving access to WFP assistance sites. WFP also repaired hillsides and dredged canals to reduce floods and cyclone risks. Due to price inflation and increased costs, several agreements and purchase orders had to be amended, resulting in delays in implementation and project completion. Complexities with getting approvals for work location changes affected all planned infrastructure work.

The Cox's Bazar **Food Security Sector** (FSS) continued to coordinate the food security response in the camps, including emergencies reaching 1,500 households. FSS linked partners and the Water, Sanitation, and Hygiene (WASH) Sector for homestead compost needs and mapped partner production activities to assist the Shelter/Non-Food Items (NFI) Sector with NFI requirements in the camps. FSS provided technical support to the Energy and Environment Technical Working Group (TWG) by coordinating camp plantation activities. It also continued to provide technical support to the Skills Development TWG until phase-out. FSS also conducted 10 capacity strengthening training sessions, reaching 367 partner staff (174 more than in 2021), and six field visits to encourage partners' mutual learning.

WFP supported IOM, Bangladesh Red Crescent Society, and UNICEF's digitalization efforts with SCOPE and Building Blocks, to increase efficiency, cost-effectiveness and impact.[2] By end-2022, 91 percent of WFP programme activities in Cox's Bazar were carried out through digital platforms and tools (compared to 85 percent in 2021), and Building Blocks was introduced utilized for all general food distribution on Bhasan Char.

The **Common Services Sector** provided internet connectivity to the temporary UN building on Bhasan Char, and promoted continuous improvements to warehouses, including the introduction of palletization, time-saving equipment, and a standard stack card system. It also coordinated with the Navy and commercial vendors for the transportation of passengers and cargo.

Outcomes

User satisfaction for the Logistics Sector was recorded at similar levels as in 2021 at 95.3 percent, with high appreciation for its capacity strengthening and information management initiatives. ETS user satisfaction also remained at similar levels at 86.4 percent compared with 2021, and feedback indicated that SMEP works significantly improved access to essential infrastructure.

Partnerships

In preparation for its transition to a Logistics Working Group, assets under the Logistics Sector were handed over to WFP. The Logistics Working Group will be coordinated by the National Logistics Cluster, the Ministry of Disaster Management and Relief and WFP.

The ETS provided services through direct collaboration with the UN Department of Safety and Security, IOM, UNHCR, WFP and 19 member organizations of the ETS Working Group. In 2022, it focused on expanding data connectivity to the nutrition and communications with communities, along with IOM Site Management and Site Development Sector sites.

Through the SMEP, critical needs were identified and implemented based on TWG meetings with the Site Management and Development Sector, and in consultation with the Office of Refugee Relief and Repatriation Commissioner (RRRC) and Offices of the Camps in Charge. As SMEP's primary engineering lead, WFP maintained reliable drainage, access roads, and basic infrastructure, but also supported IOM- and UNHCR-managed light engineering works with technical advice, fuel, and heavy machinery.

The Cox's Bazar Food Security Sector closely coordinated over 54 partners and worked with the Government departments of Agriculture Extension, Livestock Services, and Fisheries; Cox's Bazar Chamber of Commerce and Industry; and RRRC. On Bhasan Char, WFP closely worked with government and NGO partners for physical warehouse inventory, cleaning, stacking, and recordkeeping.

Lessons Learned and Next Steps

Following the price spikes in the second quarter and a shortage of locally available materials, WFP and other partners through the SMEP carried out advance planning to avoid logistical complications and procured greater quantities of materials for critical projects. Building on previous emergency response experience, materials (bricks, sand, bamboo, geo-textile, strings, hand tools, etc.) were prepositioned in strategic locations to protect infrastructure, and relevant stakeholders were on standby for any immediate action required due to Cyclone Sitrang.

The Logistics Sector phased down in end-December 2022, transitioning into the Logistics Working Group in 2023. To address expansion and international procurement challenges, the ETS rented space on commercial

telecommunications towers, installed locally-procured masts, and increased usage of internet service providers where ETS coverage does not reach. In 2023, the ETS will further expand connectivity in Teknaf while examining strategies for a gradual phase-out. WFP will also launch UN security telecommunications system (VHF radio) on Bhasan Char.

With changes to the inter-sector coordination structure, FSS will continue the coordination of food assistance and on-farm activities among refugees and Bangladeshis in Cox's Bazar. It will also coordinate school feeding activities in 2023, as well as natural resource management and disaster risk reduction activities in the Bangladeshi community.[3] To facilitate transport to/from Bhasan Char, the Common Services Sector launched local tendering processes for a seaworthy passenger vessel but will require a long-term commitment and additional financing in 2023 should a suitable vendor be found.

Gender and Age Marker

The Site Maintenance and Engineering Project i) increased women's participation from 12 to 15 percent in 2021-2022, ii) incorporated information from gender and age analysis, iii) tailored activities to increase women's participation, and iv) held regular beneficiary consultations and capacity strengthening on inclusion and gender equality. FSS helped mainstream gender and age considerations and promoted the needs of groups vulnerable to food insecurity in all partner interventions through coordination, Gender TIPP factsheet, and other initiatives.[4]

Cross-cutting results

Progress towards gender equality

Improved gender equality and women's empowerment among WFP-assisted population

Bangladesh has made significant strides towards women's empowerment, ranking first in gender equality among South Asian countries in the 2022 Gender Gap Index.[1] However, gender disparities persist, particularly in economic participation (141st) and health (129th). Bangladesh faces high rates of gender-based violence (GBV) and child marriage, which worsened during the COVID-19 pandemic.[2],[3] Women continued to face obstacles in accessing and controlling household resources, with 15 percent fewer women owning mobile phones compared to men.[4] In 2022, WFP supported the Ministry of Women and Child Affairs to launch an online registration system to ensure women in hard-to-reach areas have equal access to government safety nets.

Across Bangladesh, WFP prioritized women as recipients of cash transfers to enhance their decision making and control over resources, both in day-to-day life and emergencies. In Kurigram, for instance, WFP sensitized families about potential gender dynamics during emergencies to reduce inequalities, and protection and safety issues. Furthermore, WFP's urban food security programme focused on providing assistance to pregnant and lactating women, persons with disabilities, widows and the elderly, and people in COVID-19 quarantine or isolation.[5]

WFP also provided regular gender mainstreaming training to its cooperating partners at the field level, ensuring that programmes were designed and implemented to prioritize participant safety and dignity.[6] Livelihood programming targeted poor women, including those with disabilities, for entrepreneurship training and self-help groups for mutual support and business development. In addition, WFP also engaged 1,000 gender champions who raised awareness about gender equality and the harmful impact of child marriage and GBV. Furthermore, refugees most vulnerable to food insecurity participated in skills development activities in the camps. WFP maintained strong collaboration within the GBV cluster as well as the GBV sub-sector in Cox's Bazar, including referrals.

WFP's monitoring showed that almost all forms of WFP's assistance achieved or exceeded the 50 percent target for households where decision making was done jointly by women and men. This was demonstrated by:

- 62.7 percent of refugees receiving monthly food rations and 75.6 percent of livelihoods programme participants in the surrounding Bangladeshi community;
- 65 percent of Bangladeshi people in the June flood response; and
- 53 percent for climate insurance under the Kurigram resilience programme.

Although only 35 percent of Dhaka households reported joint decision making, there was an increase in decision making by women, which reached 47 percent.

Protection and accountability to affected populations

Affected populations are able to benefit from WFP programmes in a manner that ensures and promotes their safety, dignity and integrity. Affected populations are able to hold WFP and partners accountable for meeting their hunger needs in a manner that reflects their views and preferences

The Rohingya remain in an extremely precarious situation with limited freedom of movement, lack of employment opportunities, exposure to security threats (including smuggling and trafficking), and the adoption of dangerous coping strategies.[1] Meanwhile, the prospect of a durable solution to the crisis seems increasingly bleak, especially following the 2021 military coup in Myanmar. In Cox's Bazar camps, overcrowding and vulnerability to natural hazards persist, while social cohesion between the Rohingya and surrounding Bangladeshi communities, and the fallout of the COVID-19 pandemic, continue to exacerbate protection risks, including gender-based violence (GBV).[2]

In 2022, the Government of Bangladesh continued relocating refugees from the mainland to Bhasan Char (60 km from the mainland), aiming to host 100,000 Rohingyas. UN agencies continued to advocate for gradual, predictable relocations to ensure adequate assistance for new arrivals, emphasizing voluntariness and freedom of movement between Bhasan Char and Cox's Bazar.

In line with its commitment to uphold Accountability to Affected Populations (AAP) and community engagement, WFP conducted regular consultations with beneficiaries and stakeholders, and prioritized the dissemination of information on people's rights and entitlements. In Dhaka, WFP held consultations to ensure print materials used for the urban food programme were inclusive for persons with disabilities. Participants in the urban and livelihoods programmes, along with the Government's Mother and Child Benefit Programme, were sensitized on GBV, child marriage and WFP's community feedback mechanisms (CFM). To ensure safe and dignified emergency distributions, WFP released special protection messages during the June flood response and fire responses in the camps; and after activating forecast-based financing to households in Teknaf.

As part of the 2021-23 Joint Plan of Action, WFP worked with the UN Refugee Agency (UNHCR) to advocate for early registration of beneficiaries to enable faster inclusion in WFP's general food assistance (GFA) programme and to develop a standard operating procedure for a common CFM referral system for both agencies. To improve the refugees' resilience, WFP engaged almost 10,400 Communication with Communities volunteers to inform residents about WFP services, along with messages on conflict sensitivity, "Do No Harm," and emergency preparedness. In collaboration with UNHCR and UN Population Fund, WFP also created a set of GBV safety audit tools for its GFA and self-reliance programmes.

Throughout 2022, monthly on-site, telephone and post-distribution monitoring (PDM) was conducted, as well as regular focus group discussions to address accessibility, accountability, safety and security concerns. WFP's community feedback and response mechanisms (CFM) - including a toll-free hotline and help desks at all assistance sites - ensured beneficiaries and community members had platforms to raise concerns and queries. Fifty percent of hotline calls came from Cox's Bazar with more calls from men (67 percent of countrywide calls), likely due to lesser mobile telephone ownership among women. Most calls originated from refugees requesting programme information or distribution timing given programmatic adjustments throughout the year, although WFP disseminated information ahead of time through Communications with Communities and other channels.

In 2022, WFP handled 640 protection referrals (354 women, 268 men) from the Cox's Bazar camps, including referrals to protection agencies for more complex cases of violence, coercion and deliberate deprivation. To ensure access to food assistance, WFP mobilized porters or alternative collectors for elderly refugees and persons with disabilities, as well as 240 child-headed households - the latter in coordination with the Child Protection Sub-Sector. WFP also continued a USD 3 top-up for households most vulnerable to food insecurity, and assistive and flexible nutrition services to women and children with disabilities (including those with difficulties with cooking, swallowing, and absorbing nutrients).[3]

Moreover, a targeted inclusion project provided skills development activities, such as sign language training for persons with disabilities and elderly refugees with participation rising from 300 to 1,500 people in 2021-22. Training sessions on accessibility for WFP and partner staff as well as an accessibility audit of all 97 WFP sites in the camps were organized with the Age and Disability Working Group. Humanitarian workers from several sectors were also trained to identify persons with disabilities, to ensure inclusive programme targeting and implementation.[4] WFP also trained 729 programme and partner staff on protection, AAP, Protection from Sexual Exploitation and Abuse, and GBV to mainstream protection and AAP beyond WFP.

Beneficiary feedback from all activities was aggregated into monthly reports to inform programme improvements. Around the country, beneficiaries reported receiving assistance without any safety challenges (99.5 percent in Cox's Bazar, 100 percent elsewhere), while 100 percent of Bangladeshi livelihoods participants and 90.8 percent of refugees reported accessing WFP programmes without hindrance.[5] Similarly, more than 96 percent of livelihoods project participants and refugees reported that WFP programmes were dignified. According to PDM data, 81 percent of people were aware of WFP's CFM, and WFP will continue sharing information on programme delivery, entitlements, and how to access CFM. In Cox's Bazar, 86 percent of beneficiaries were aware of their entitlements, 88 percent were aware of the beneficiary selection process and 99 percent were satisfied with food availability and quality. Under the forecast-based financing programme, 66 percent of beneficiaries were aware of the available CFM, likely due to the sporadic nature of WFP anticipatory actions.

The inclusion team made significant efforts to analyse the unmet needs of persons with disabilities and develop tailored programmes to address them. This includes the self-reliance programme for refugees and livelihoods programme for Bangladeshis in Cox's Bazar, as well as WFP and partner staff capacity strengthening. WFP also continued the multi-country People Centred Risk Indicator Measurement (PRIME) project to embed social cohesion into programme design. In 2023, WFP plans to operationalize its community engagement action plan (drafted in 2022) and conduct a protection risk analysis.

Environment

Targeted communities benefit from WFP programmes in a manner that does not harm the environment

Bangladesh is one of the most densely populated and disaster-prone countries with distinct cyclone and monsoon seasons. Poor people - who often inhabit low-lying regions alongside rivers and coastlines - are disproportionately affected by climate change, increasing salinity, industrial contamination, pollution and poor sanitation, and deforestation.

To reduce its environmental footprint, WFP's e-voucher outlets in Cox's Bazar are almost entirely plastic-free with most items packed in small paper bags apart from salt and flour.[1] WFP also works directly with camp retailers to minimize the environmental impact of their supply chains by connecting with scrap-dealer associations and recyclers, promoting reusable packaging, such as jute and plastic crates, and training them on sustainable warehouse practices.

As co-lead of the Energy and Environment Technical Working Group with the Food and Agriculture Organization of the UN, the International Organization for Migration (IOM) and the UN Refugee Agency, WFP helped coordinate 40 partners to restore the natural habitat in and around the Rohingya camps. Alongside joint reforestation activities, WFP continued to support IOM distributions of liquefied petroleum gas to address refugees' cooking fuel needs via the Safe Access to Fuel and Energy Plus project. Environmental and social safeguards and awareness training sessions were integrated into community service, workfare, and youth and volunteer activities to protect the fragile camp landscape and improve awareness of sustainability. Screenings for environmental and social risks were also conducted under Site Maintenance and Engineering Project, to ensure environmental management plans were in place.[2]

WFP also facilitated market linkages between the camps, and nearby smallholder farmers to reduce food miles and loss. WFP continued to upcycle unavoidable aluminium waste from nutrition programmes into backpacks and wallets, through its self-reliance programme. The transition from traditional cash-in-hand distributions to mobile money transfers reduced fuel usage for several programmes, including WFP's urban programme and its 2022 emergency flood response.

Amid the global energy crisis, WFP continued to enhance sustainable facility management and resource efficiency. Official WFP vehicle usage was reduced, and right-sized generators were installed at all field offices to minimize diesel usage. To reduce generator run times, WFP installed voltage stabilizers, which have reduced fuel consumption at the Madhuchara engineering hub by 2,000 litres per month and monthly CO₂ emissions by 5,200 kg (equivalent to 10 flights between Dhaka and Rome).

New inverter-type air conditioners with temperature retention features were also installed, reducing power consumption in the old Cox's Bazar office by 50 percent, despite the addition of 13 prefabricated office units. The new sustainably-designed field office integrated solar panels generated 1,973 kWatt of energy and prevented 4,000 kg of CO₂ emissions, as well as automatic pumps to conserve water in the reservoir.

To strengthen partner capacity for protecting the environment, WFP provided training sessions and policy documents, and generated evidence to complement existing government strategies.[3] In Cox's Bazar, beach clean-ups were organized on International Coastal Clean-Up Day (September), UN Day (October) and in June to raise awareness of the impact of pollution.

Responding to Climate Change



In June, heavy rain and floods inundated large parts of Sylhet and Sunamganj, displacing over 7.2 million people in the worst floods in the region in 100 years. As part of its immediate life-saving response, WFP, with BRAC, distributed fortified biscuits to 34,000 food-insecure families.

Zakia and her two-year-old, Shimu, were at a distribution point to collect biscuits as her husband worked to rebuild their home, still mostly flooded with a wood stove too wet to cook on. Zakia's relief at receiving WFP's micronutrient-fortified biscuits for Shimu was palpable - and WFP staff taught her how to prepare the biscuits so she can eat them easily. Zakia says, "I can finally rest easy tonight." They have a long way to go in getting their lives back on track, but at least their child would go to bed with a full stomach.

Throughout the year, WFP not only assisted Bangladeshis to stay safe when natural hazards strike but also supported longer-term resilience among the most vulnerable to build stronger, more sustainable livelihoods against the impacts of climate change.

Faced with land erosion, rising seas and frequent cyclones, Bangladeshi islanders vulnerable to food insecurity in Kutubdia and Moheshkhali need longer-term support from WFP to build up their livelihoods. Food security assessments conducted by WFP in December 2021 found that one-third of the families in the two areas had 'unacceptable levels' of food consumption, considering the frequency of intake, nutritional value and dietary diversity.

Cox's Bazar, where the two sub-districts are situated, is not only one of the poorest areas of the country but also one of the most disaster-prone. Masuda's days in Sonadia, a sandy island in Moheshkhali, always followed the rhythm of the rising tides. "It scares me when the water enters our house," she says. When that happens, the families are forced to make their way to higher grounds. Where there was once foamy water outside the thin bamboo walls of her home, now the waves often flood her shelter, completely washing her belongings away. "Sometimes we cannot cook because our utensils and food are taken by the sea," she says.

Bangladesh is at the frontlines of the climate crisis. The Bay of Bengal is one of the most active cyclone regions in the world and since most of the country sits only a few feet below sea level, vast swathes of land are regularly flooded.

"We have to rebuild our house every time it is damaged by the sea," says Safia Begum, who lives with her feet in the sand, right on Kutubdia's shoreline. "Sea water enters my house twice a day, and the house is completely flooded at least once a year."

Many island-dwellers who relied on agriculture have lost their plots to the sea. Even fields located further inland are regularly flooded, which causes salt to accumulate and prevents farmers from cultivating the soil. While many have now fled the islands for the mainland - often for the seaside town of Cox's Bazar or Dhaka, the capital city - some families are too poor to shift homes. "Where would we go?" says Masuda. "We do not have money. If we had more money, we would have already built a better house."

In response to these challenges, WFP provides livelihood support to women most vulnerable to food insecurity and in hard-to-reach areas in Cox's Bazar, to diversify their economic activities and train them on saline-resilient agriculture, business skills and financial literacy. Upon completion of the training and submission of a business plan, participants get a one-time grant from WFP to purchase livestock or expand their agricultural production.

In Kutubdia, Safia used her grant to buy goats and chickens, and gets a monthly allowance to afford food while she invests in her growing business. "By raising and selling my animals," she says, "I am hoping to get enough money to build a house somewhere better and live a decent life."

In Sonadia, Masuda learned how to grow vegetables in hanging sacks, which protects fertile agricultural soil from Moheshkhali's salt water. She also learned how to use natural fertilizers to boost her yield. The vegetables she has produced with WFP support have helped her become the main breadwinner in her family of five which - in the past - was fully dependent on her husband's scant fishing haul. "We live better than before," she notes with pride, "but we still need help."

Data Notes

Overview

[1] Among Bangladeshis, 150.3 million people (88.3 percent of the population) have received at least one dose of the vaccine and 134.3 million people received two doses (78.8 percent of the population). Directorate General of Health Services. COVID-19 Vaccination Dashboard for Bangladesh.

<http://103.247.238.92/webportal/pages/covid19-vaccination-update.php>

[2] World Bank. The World Bank in Bangladesh. <https://www.worldbank.org/en/country/bangladesh/overview>

[3] WFP Bangladesh - Mobile Vulnerability Analysis and Mapping (mVAM) reports.

<https://www.wfp.org/publications/wfp-bangladesh-mobile-vulnerability-analysis-and-mapping-mvam-reports>.

[4] As Cyclone Sitrang only developed into a weak tropical cyclone, national authorities did not call upon WFP to assist in a large-scale response.

[5] UNHCR population data from December 2022 indicated some 29,000 refugees in Bhasan Char; WFP food assistance reached 28,000 beneficiaries due to absentee households and family visits to Cox's Bazar.

Context and Operations

[1] World Bank. 2021. Global Economic Prospects, June 2021.

[2] WFP focuses on leveraging programmes, sectors, and partnerships to improve nutrition outcomes by addressing malnutrition across the lifecycle through nutrition-specific and sensitive actions, Social Behaviour Change Communication (SBCC), advocacy, and technical support in development and emergency settings aligning to national plans and global commitments.

[3] Per the WFP Bangladesh Mobile Vulnerability Analysis and Mapping (mVAM) report from December 2022:

<https://www.wfp.org/publications/wfp-bangladesh-mobile-vulnerability-analysis-and-mapping-mvam-reports>

[4] Despite laudable achievements in closing the poverty gap, the social protection system in Bangladesh is complex and fragmented due to unplanned growth and coordination challenges, resulting in both duplication and under-coverage. The system is also unable to effectively address climate change and increasing urban poverty, two critical challenges, especially in the wake of the COVID-19 pandemic and the deepening global food crisis. Bangladesh has a long history in delivering assistance to its poor through social protection programmes, which make up almost 14 percent of the national budget.

[5] Population data from GoB-UNHCR Joint Registration Exercise as of 31 Dec 2022. <https://data.unhcr.org/en/documents/details/97996>. WFP assistance reached slightly less people than the official population figures due to relocations (both within the Cox's Bazar camps, and between the mainland and Bhasan Char) and absentee households.

[6] Conducted at the end of 2022, REVA-6 findings will be available by quarter two 2023 at

<https://www.wfp.org/publications/refugee-influx-emergency-vulnerability-assessment-reva>. While all surveyed refugees are WFP beneficiaries, only a subset of the Bangladeshis surveyed in Cox's Bazar receive WFP assistance, making them more vulnerable to external shocks, such as spikes in the price of essential food commodities, fuel and fertilizer.

[7] Updates on forecast-based financing in Cox's Bazar are associated with Strategic Objective 3 (capacity strengthening) rather than Strategic Objective 1 (which focuses on emergency response) since lessons learned from implementation will generate evidence which can be used to inform the design of government social protection programmes.

[8] By end-2021, 79 percent of targeted adults had been fully vaccinated in the camps and, in 2022, refugees could avail of catch-up vaccinations (May), booster doses (August-September), as well as vaccination campaigns for 12- to 17-year-olds and refugee children 6 weeks to 14 years old.

[9] From early 2020, visits to WFP e-voucher outlets were limited to once monthly as a result of the COVID-19 pandemic. Considering the improved COVID-19 situation, WFP began slowly piloting regular transaction frequency from November 2021 and scaled to all WFP outlets from June 2022, giving refugees in all camps the opportunity to redeem the value voucher across multiple visits. Likewise, after more than two years of programme adaptations to prevent the spread of COVID-19, WFP and the Nutrition Sector agreed to return to standard WHO protocols for nutrition services in 2022. From May, the frequency of follow-up visits thus reverted to monthly for BSFP and bi-weekly for TSFP.

[10] In 2022, the Helvetas/MOAS-SMEP fire response project installed 749 water tanks, manufactured 505 pieces of firefighting equipment tailored to the overcrowded camps and conducted 64 trainings which reached 2,370 safety unit volunteers.

[11] WFP is a member of the Cox's Bazar PSEA Network and actively works to strengthen partners' PSEA capacity through regular trainings. On the ground, PSEA awareness is promoted through various channels (e.g. posters, WFP feedback hotline, retailer handbook, Communications with Communities messaging) so beneficiaries can be aware and report any incident.

[12] SCOPE manages beneficiary data for all refugee camp activities and the urban food assistance programme. Onboarding of beneficiaries from other programmes onto SCOPE is underway.

Partnerships

[1] In 2022, WFP supported the Government in drafting its Urban Multi-sectoral strategy, mid-term review of Second National Plan of Action for Nutrition (NPAN2) and Review of social safety net programs and policies in Bangladesh.

[2] Study available here: <https://docs.wfp.org/api/documents/WFP-0000143381/download/>

[3] In early 2022, the Emergency Multi-Sector Rohingya Crisis Response Project of the Ministry of Disaster Management and Relief (MoDMR) (funded by the World Bank) concluded. In late 2022, WFP resumed activities under the framework of the Social Safety Nets for the Poor Project of the Ministry of Disaster, Management and Relief (MoDMR) (also funded by the World Bank).

[4] Australia, Bangladesh, Bill & Melinda Gates Foundation, Canada, Denmark, European Commission, Finland, France, Germany, Japan, Luxembourg, Royal DSM (Brighter Living Foundation), Norway, METRO AG, Qatar, Republic of Korea, Saudi Arabia, Share the Meal, Sweden, Switzerland, Thailand, United Arab Emirates, United Kingdom, United States of America, United Nations Development Programme (Multi-Partner Trust Fund Office), United Nations Population Fund (UNFPA), United Nations Central Emergency Response Fund (UNCERF), United Nations Joint Sustainable Development Goals Fund, and the World Bank.

Strategic outcome 01

[1] While the output and outcome indicators for the Dhaka food assistance programme appear under Strategic Objective 1 data tables, narrative appears under Strategic Objective 3 as the programme shifts from an its initial purpose (emergency COVID-19 response) to supporting the Government with longer-term evidence generation for urban social safety nets.

[2] The USD 12 e-voucher allows beneficiaries to purchase a variety of items to enhance dietary diversity.

Building Blocks (BB) is a humanitarian blockchain-based platform for inter-agency coordination and online entitlement delivery. BB allows agencies to maintain their own proprietary information management systems, while delivering assistance through a neutral, collectively-owned, jointly-governed platform. A record of each transaction is updated in real-time on the blockchain, enabling organizations across the humanitarian sector to ensure individuals are receiving the right assistance at the right time. For food assistance, WFP deposits value into a beneficiary's BB digital account which can be redeemed at its e-voucher outlets. At month-end, BB transaction data is used for reconciliation with retailers, who are reimbursed based on actual expenditures. In some outlets, beneficiaries can redeem their WFP food and UNICEF soap entitlements in a single transaction, increasing convenience.

[3] WFP continued to support humanitarian agencies to digitize their assistance, providing cutting-edge digital solutions to IOM, Bangladesh Red Crescent Society and UNICEF.

[4] WFP Fresh Food Corners are stand-alone structures operating at the 19 e-vouchers outlets serving the unregistered refugee population, i.e. Rohingya who arrived in Bangladesh after a registration exercise which took place in the 1990s. The majority of the unregistered refugees arrived since 2017, though a few hundred thousand arrived before that major influx.

[5] In 2020, WFP, UNHCR and UNICEF nutrition centres were merged into single service points for the prevention and treatment of moderate and severe acute malnutrition called Integrated Nutrition Facilities, reducing the number of centres from 84 to 45. Integrated nutrition centres provide the full range of nutrition services – from severe and moderate acute nutrition treatment and prevention – to deworming and nutrition counselling. Centres are jointly managed by the UN Refugee Agency (UNHCR); UN Children's Fund (UNICEF) and WFP.

In the camps and on Bhasan Char, pregnant and lactating women receive Super Cereal (WSB+) under both the treatment and prevention programmes. Children 6 to 59 months old receive Ready to Use Supplementary Food (RUSF) for the treatment of moderate acute malnutrition or Super Cereal Plus (WSB++) to prevent it.

In the Bangladeshi community in Cox's Bazar, children identified with MAM receive monthly rations of Super Cereal Plus (WSB++) while pregnant and nursing mothers receive Super Cereal (WSB+).

[6] Lead times increased to up to seven months for specialized nutrition commodities from global sources to Bangladesh. Super Cereal (WSB++) was most impacted while the operational costs of the nutrition programme also increased. The nutrition-sensitive e-voucher scale up reduced warehousing pressure and WSB++ quantities needing to be purchased from global markets.

From May 2022, given the improved COVID-19 situation, the frequency of follow-up visits reverted to monthly for blanket feeding and bi-weekly under the malnutrition programme. This return to standard protocol helped mitigate against children slipping into malnutrition and requiring more intensive treatment services.

[7] The nutrition-sensitive e-voucher replaces Super Cereal Plus, which was previously procured internationally and distributed under WFP's blanket feeding programme in the camps. The shift away from specialized nutritious foods results in over half a million dollars in savings every month.

[8] WFP provided a comprehensive package of SBCC activities, including a social media post on Breastfeeding Awareness Week.

[9] Of the 397 DRR assets created or maintained in the camps and surrounding communities, the majority of works involved guide wall and access road, canals and drainage, and plantation care and maintenance.

[10] Early 2022 marked the conclusion of the Emergency Multi-Sector Rohingya Crisis Response Project of the Ministry of Disaster Management and Relief (MoDMR), supported by the World Bank. In late 2022, WFP resumed activities, including plantation activities, under the framework of the Social Safety Nets for the Poor Project of MoDMR (also supported by the World Bank). The project engaged 2,023 at-risk youth in skills development and 9,217 youth volunteers in capacity development and light works; while reaching 196,600 vulnerable refugee households with additional USD 3 support for Fresh Food Corner purchases, and awareness on COVID-19 and other topics.

[11] WFP reached students with multi-fortified biscuits on 18 school days per month (not 23) as the Government reduced schooling from 6 to 5 days a week from September.

[12] Fortified biscuits were provided to 406,459 refugee and Bangladeshi children in Cox's Bazar; alongside 41,345 Bangladeshi students in five vulnerable sub-districts of the Chittagong Hill Tracts (CHT) and 8,281 refugee children on Bhasan Char. After September, the Government continued CHT distribution of already-procured WFP biscuits until year-end with WFP monitoring.

[13] As a result of the COVID-19 pandemic, government schools in Bangladesh experienced some of the longest closures in the world. Since many parents transferred their children to madrassas (Islamic schools) which were not closed, WFP-supported government schools faced a decline in enrolment in 2022. The 15 percent overachievement comes from benefitting students in Madrasa and NGO schools, which the Government's Development Project Proposal for National School Feeding Project extended to cover. These schools were not part of WFP's initial plan, but WFP continued to support.

[14] The food basket composition for commodity vouchers included 11 items.

[15] WFP assistance complemented the Government's disaster response in the three affected districts.

[16] As the cyclonic storm was relatively weak, no specific WFP assistance was ultimately required in Bangladesh. Fortified biscuits requested by the authorities in Cox's Bazar were ultimately not used to support Bangladeshis proactively evacuated to cyclone shelters ahead of the cyclone.

[17] This suggests WFP's positive impact in the poorest, most disaster-prone areas outside the camps. The acceptable food consumption score target among Bangladeshi households is ≥ 70 by the end of the WFP Bangladesh 2022-26 Country Strategic Plan.

[18] Under the school feeding programme, previous years' attendance data for refugee and Bangladeshi children was not available due to long school closures brought on by the COVID-19 pandemic.

[19] WFP has 'standby partners' in disaster-prone areas who do not implement WFP activities on a monthly basis, but can be quickly onboarded in the event of a natural disaster, such as the June 2022 floods in north-eastern Bangladesh.

[20] The project addresses cooking fuel needs; restore and protect the environment; build refugees' resilience; and create livelihood opportunities in surrounding Bangladeshi communities.

[21] The UN-UN agreement aimed to enhance self-reliance, livelihoods, and natural resource management in the camps and surrounding communities; December 2022 marked its conclusion. In October, the two agencies launched joint data collection for two assessments to monitor food security and vulnerability among the Rohingya: WFP's annual Refugee Influx Emergency Vulnerability Assessment and FAO's Resilience Index Measurement and Analysis (RIMA).

[22] In 2023, WFP will publish its 2022 Refugee Influx Emergency Vulnerability Assessment (REVA-6) along with a Resilience Index Measurement and Analysis (RIMA) assessment in

collaboration with FAO. It also plans to conduct another Standardized Expanded Nutrition Survey (SENS) and an Infant and Young Child Feeding assessment in collaboration with the Nutrition Sector, UNICEF and UNHCR.

In 2022 WFP published a range of programme studies, including two Community-based Management of Acute Malnutrition (CMAM) programme coverage assessments (one for camps; the other for the surrounding Bangladeshi community). Along with REVA-5, it also released a joint WFP-UNHCR Market Assessment of Bhasan Char; a Bhasan Char Rapid Food Security Assessment and a Livelihoods Programme Outcome Assessment for Cox's Bazar.

Strategic outcome 02

[1] At the beginning of the year, WFP had only planned trainings of head teachers and district/sub-district education officials in five sub-districts of Bandarban (Chittagong Hill Tracts). As requested by the government and school officials, however, WFP also provided trainings in Cox's Bazar (Moheshkhali and Pekua sub-districts) on school feeding implementation, monitoring and reporting.

[2] WFP had planned to provide hot meals to 60,000 children in urban areas to support the Government in creating evidence to inform the planned school meals programme. As the new initiative did not materialize, the actual number is 0.

[3] The draft 2021 Review Bangladesh National Nutrition Council document can be found here:

https://bnnc.portal.gov.bd/sites/default/files/files/bnnc.portal.gov.bd/page/1f1d0f32_ab6f_49f3_8b9c_b52ccefd63c4/2021-11-01-15-53-1aae1d2f0f8bf6cb3045a099926375f9.pdf

[4] In 2022, WFP increased price caps for rice and oil by BDT 30 and 50, respectively to address commodity hikes resulting from the global food crisis.

[5] The study used the Standardized Monitoring and Assessment of Relief and Transitions (SMART) methodology, and will provide a roadmap for addressing the nutritional needs of urban poor people.

[6] Due to inflation and economic crisis, annual targets for government distributions of fortified rice could not be met.

[7] Technical assistance under the school feeding programme spans many areas, including the selection of NGOs to implement activities; policy and project design, programme implementation and scale-up; establishment of minimum standards for biscuit factory selection; quality control and logistics support for delivering biscuits; monitoring and evaluation; identification of alternative school feeding modalities; and inter-agency coordination.

Strategic outcome 03

[1] While the output and outcome indicators for the Dhaka food assistance programme appear under Strategic Objective 1 data tables, the narrative is included under Strategic Objective 3. This is because the programme shifted from its initial purpose (emergency COVID-19 response) to supporting the Government with longer-term evidence generation for urban social safety nets.

[2] Despite having made significant progress towards zero hunger, Bangladesh faces a triple burden of malnutrition with (a.) decreasing but still high stunting and wasting rates, (b.) high prevalence of micronutrient deficiencies and (c.) steeply increasing rates of adult overweight and obesity.

[3] WFP had also planned to reach 9,600 pregnant and lactating women through an urban MCBP pilot in Dhaka, but the Government decided not to proceed with the trial to avoid creating incentives for rural out-migration.

[4] Green Delta Insurance Company Ltd. is a state-owned insurance firm. In 2022, WFP covered 90 percent of the premium as it continues to test its integrated resilience management initiatives.

Strategic outcome 04

[1] An annual three-week forum for humanitarian networks and partners to come together and discuss pressing humanitarian issues.

[2] As in 2021, WFP continued to provide SCOPE services to IOM (LPG & WASH, Shelter & NFI distribution); Bangladesh Red Crescent Society (WASH & NFI) and UNICEF (WASH Beneficiary Information Management), and Building Blocks assistance to UNICEF (WASH).

[3] The new Livelihoods and Skills Development Sector will coordinate off-farm activities in the camps and surrounding Bangladeshi communities. Site Management and Site Development Sector will continue to coordinate natural resource management and disaster risk reduction in the camps.

[4] <https://fscluster.org/bangladesh/document/gender-tipp-sheet-food-security-cluster>

Progress towards gender equality

[1] The report ranks Bangladesh 71st overall among 158 countries. Bangladesh ranks first for gender equality in South Asia among a group with eight other South Asian countries: Afghanistan, Bhutan, India, Iran, Maldives, Nepal, Pakistan and Sri Lanka. World Economic Forum, Global Gender Gap Report (July 2022) Insight Report:

https://www3.weforum.org/docs/WEF_GGGR_2022.pdf

[2] UN Women, December 2020; <https://asiapacific.unwomen.org/en/countries/bangladesh>

[3] Needs Assessment Working Group (NAWG) Bangladesh, Anticipatory Assessment Report.

[4] GSMA. 2020. Mobile Gender Gap Report.

[5] To complement the programme's food security elements, UNFPA provided menstrual pads for girls and women 10-49 years old.

[6] Trainings were conducted on gender equality, women empowerment, case management, COVID-19 protocols, prevention of sexual exploitation and abuse, child safeguarding and safe referrals.

Protection and accountability to affected populations

[1] E.g., child marriage, child labour, sex work, drug trade and irregular migration.

[2] Indeed, the influx exacerbated issues for a region already suffering from poverty, hunger, lack of livelihoods, and limited access to infrastructure and basic services, leading to tensions over jobs and resources, and concerns about crime, environmental degradation and access to water. In response to the crisis, the humanitarian community has scaled up assistance – including livelihoods, education, disaster risk reduction and nutrition – for the surrounding Bangladeshi population.

[3] Female, elderly or child-headed households, households with PWD.

[4] Health, Protection, WASH, GBV, Food Security, and Child Protection sectors were trained on using the Washington Group Short Set Questionnaire.

[5] Beneficiaries of WFP's emergency flood response in northeastern Bangladesh, urban food security programme in Dhaka, and integrated risk management programme in Kurigram.

Environment

[1] WFP's plastic-free assistance outlets were also featured in the United States Agency for International Development (USAID)'s compendium of best practices on waste management.

[2] In line with the World Bank's Environmental and Social Safeguards Framework, screenings were conducted on community workfare and community services activities under the framework of the Emergency Multi-Sector Rohingya Crisis Response Project (EMCRP) and Social Safety Nets for the Poor (SNSP) project. WFP implemented both projects through a partnership with the Ministry of Disaster Management and Relief (MoDMR) to strengthen community resilience in the camps. Environmental awareness sessions covered topics such as tree plantation, disaster risk reduction, waste management, recycling, and environmental pollution control.

Under the Site Maintenance and Engineering Project, partner interventions were also implemented using Environmental and Social Safeguard Screening (ESS) checklists covering physic-chemical; biological/ecological; and human use/quality of life criteria.

Resilience activities being piloted in Kurigram do not currently include any social environmental screenings.

[3] These include the Government's National Disaster Management Plan, Standing Order on Disasters and National Social Security Strategy (NSSS).

Responding to Climate Change

Photo: While they live on two ends of the country, Zakia and Masuda both received support from WFP in 2022

©WFP/Sayed Asif Mahmud

Annex

Reporting on beneficiary information in WFP's annual country reports

To produce estimates of the total number of unique beneficiaries WFP has assisted yearly, the data from all activities and transfer modalities must be adjusted to eliminate overlaps and add new beneficiaries. Further background information is provided in the summary tables annex of the ACR.

The final estimated number of beneficiaries assisted in each country is validated by country offices and entered in COMET at the end of every year:


- the total number of beneficiaries, which is the sum of all direct beneficiaries reached under all country level activities, based on the adjusted totals that seek to eliminate overlap;
- the total number of beneficiaries receiving food transfers, cash-based transfers and commodity vouchers or capacity strengthening, the sum of all direct beneficiaries reached under the activities for each of these transfer modalities, based on the adjusted estimates that seek to eliminate overlap;
- the total number of beneficiaries assisted under each programme area, the sum of all direct beneficiaries reached under WFP's eight programme areas at the country level;
- the number of schoolchildren assisted under school-based programmes, the sum of all participants assisted under the school-based programmes, adjusted to exclude overlaps and activity supporters such as teachers and cooks.

Although WFP conducts quality assurance to provide beneficiary data which are as accurate as possible, numerous challenges remain regarding data collection, verification, entry and processing. Beneficiary numbers in ACRs should be considered "best estimates", subject to over- and under- estimation.

For the 2022 reporting period, disability data has been collected using a variety of approaches; head counts in single activities, disaggregation of data from post distribution monitoring reports (PDMs) and other data sources from UN agencies and National Census data. As standardized guidance was not available in WFP prior to 2020, these methods have varied according to the existing needs, capacity, and experience of various WFP activities and operational contexts. Moving forward, as part of the 2020 Disability Inclusion Road Map, WFP is building on continued efforts to mainstream and standardize disability data collection methodologies, aligning with international standards and best practices.

Figures and Indicators

WFP contribution to SDGs

 SDG 2: End hunger, achieve food security and improved nutrition and promote sustainable agriculture											
WFP Strategic Goal :						WFP Contribution (by WFP, or by governments or partners with WFP Support)					
SDG Indicator	National Results					SDG-related indicator	Direct				Indirect
	Unit	Female	Male	Overall	Year		Unit	Female	Male	Overall	
Prevalence of undernourishment	%			13	2018	Number of people reached (by WFP, or by governments or partners with WFP support) in the context of emergency and protracted crisis response	Number	637,406	565,247	1,202,653	
						Number of people reached (by WFP, or by governments or partners with WFP support) to improve their food security	Number	204,568	174,261	378,829	3,505,291
Prevalence of stunting among children under 5 years of age	%			30.8	2018	Number of people reached (by WFP, or by governments or partners with WFP support) with stunting prevention programmes	Number	79,216	85,817	165,033	
Prevalence of malnutrition among children under 5 years of age, by type (wasting and overweight)	% wasting			8.4	2018	Number of people reached (by WFP, or by governments or partners with WFP support) with interventions to prevent and treat malnutrition (micronutrient programmes)	Number	146,515	96,277	242,792	
						Number of people reached (by WFP, or by governments or partners with WFP support) with interventions to prevent and treat malnutrition (moderate acute malnutrition)	Number	55,393	36,910	92,303	
Proportion of agricultural area under productive and sustainable agriculture	%					Number of people reached (by WFP, or by governments or partners with WFP support) with interventions that aim to ensure productive and sustainable food systems	Number	111,679	103,087	214,766	



SDG 17: Strengthen the means of implementation and revitalize the global partnership for sustainable development

WFP Strategic Goal :				WFP Contribution (by WFP, or by governments or partners with WFP Support)			
SDG Indicator	National Results			SDG-related indicator	Direct		Indirect
	Unit	Overall	Year		Unit	Overall	
Number of countries reporting progress in multi-stakeholder development effectiveness monitoring frameworks that support the achievement of the sustainable development goals	Number			Number of partners participating in multi-stakeholder partnerships (including common services and coordination platforms where WFP plays a leading or coordinating role)	Number	134	
Dollar value of financial and technical assistance (including through North-South, South-South and triangular cooperation) committed to developing countries	US\$	781,927	2018	Dollar value (within WFP portfolio) of technical assistance and country capacity strengthening interventions (including facilitation of South-South and triangular cooperation)	US\$	13,010,000	

Beneficiaries by Sex and Age Group

Beneficiary Category	Gender	Planned	Actual	% Actual vs. Planned
Total Beneficiaries	male	806,587	818,111	101%
	female	920,069	937,857	102%
	total	1,726,656	1,755,968	102%
By Age Group				
0-23 months	male	55,431	63,444	114%
	female	55,916	65,414	117%
	total	111,347	128,858	116%
24-59 months	male	127,832	84,727	66%
	female	127,838	84,896	66%
	total	255,670	169,623	66%
5-11 years	male	185,425	236,662	128%
	female	192,112	229,930	120%
	total	377,537	466,592	124%
12-17 years	male	75,350	97,056	129%
	female	72,661	95,539	131%
	total	148,011	192,595	130%
18-59 years	male	335,137	305,027	91%
	female	447,895	428,645	96%
	total	783,032	733,672	94%
60+ years	male	27,412	31,195	114%
	female	23,647	33,433	141%
	total	51,059	64,628	127%

Beneficiaries by Residence Status

Residence Status	Planned	Actual	% Actual vs. Planned
Refugee	870,010	935,062	107%
Resident	856,646	820,906	96%

Beneficiaries by Programme Area

Programme Area	Planned	Actual	% Actual vs. Planned
Action to protect against climate shocks	425,000	34,215	8%
Asset Creation and Livelihood	341,985	736,480	215%
Malnutrition prevention programme	190,157	320,177	168%
Malnutrition treatment programme	103,789	147,244	141%
School based programmes	456,000	456,085	100%
Unconditional Resource Transfers	929,600	1,215,861	130%

Annual Food Transfer (mt)

Commodities	Planned Distribution (mt)	Actual Distribution (mt)	% Actual vs. Planned
Everyone has access to food			
Strategic Outcome 01			
Dried Fruits	350	86	24%
High Energy Biscuits	3,371	4,087	121%
LNS	1,341	401	30%
Lentils	402	503	125%
Rice	1,879	3,085	164%
Split Peas	162	0	0%
Vegetable Oil	352	240	68%
Wheat	430	0	0%
Wheat Soya Blend	5,317	8,773	165%
No one suffers from malnutrition			
Strategic Outcome 02			
High Energy Biscuits	162	0	0%
Lentils	270	0	0%
Rice	972	0	0%
Vegetable Oil	130	0	0%

Annual Cash Based Transfer and Commodity Voucher (USD)

Modality	Planned Distribution (CBT)	Actual Distribution (CBT)	% Actual vs. Planned
Strategic result 01: Everyone has access to food			
Strategic Outcome 01			
Cash	28,632,452	14,414,386	50%
Commodity Voucher	0	3,040,556	-

Modality	Planned Distribution (CBT)	Actual Distribution (CBT)	% Actual vs. Planned
Value Voucher	139,292,352	139,960,541	100%
Strategic result 04: Food systems are sustainable			
Strategic Outcome 03			
Cash	5,023,408	251,254	5%
Value voucher transfer for services	150,000	42,035	28%

Strategic Outcome and Output Results

Strategic Outcome 01: Populations affected by the crisis in Bangladesh are able to meet basic food, nutrition, and other essential needs during and after the crisis.					Crisis Response	
Output Results						
Activity 01: Provide food, nutrition, and self-reliance assistance to crisis-affected populations.						
Detailed Indicator	Beneficiary Group	Sub Activity	Unit of measure	Planned	Actual	
A.1: Beneficiaries receiving capacity strengthening transfers	All	Food assistance for training	Female	32,918	81,990	
			Male	9,979	6,823	
			Total	42,897	88,813	
A.1: Beneficiaries receiving capacity strengthening transfers	All	Prevention of acute malnutrition	Female	0	139,630	
			Male	0	15,514	
			Total	0	155,144	
A.1: Beneficiaries receiving capacity strengthening transfers	All	Treatment of moderate acute malnutrition	Female	0	53,780	
			Male	0	5,975	
			Total	0	59,755	
A.1: Beneficiaries receiving capacity strengthening transfers	Pregnant and lactating women	Prevention of acute malnutrition	Female	24,770	0	
			Total	24,770	0	
A.1: Beneficiaries receiving capacity strengthening transfers	Pregnant and lactating women	Treatment of moderate acute malnutrition	Female	18,221	0	
			Total	18,221	0	
A.1: Beneficiaries receiving cash-based transfers	All	Food assistance for asset	Female	61,099	186,172	
			Male	56,401	171,092	
			Total	117,500	357,264	
A.1: Beneficiaries receiving cash-based transfers	All	Food assistance for training	Female	115,823	196,615	
			Male	98,662	143,626	
			Total	214,485	340,241	
A.1: Beneficiaries receiving cash-based transfers	All	Forecast-based Anticipatory Climate Actions	Female	0	9,180	
			Male	0	7,820	
			Total	0	17,000	
A.1: Beneficiaries receiving cash-based transfers	All	General Distribution	Female	474,996	540,027	
			Male	445,004	501,943	
			Total	920,000	1,041,970	
A.1: Beneficiaries receiving cash-based transfers	Children	Prevention of acute malnutrition	Female	48,624	36,237	
			Male	50,608	37,538	
			Total	99,232	73,775	
A.1: Beneficiaries receiving commodity vouchers transfers	All	General Distribution	Female	0	14,671	
			Male	0	13,542	
			Total	0	28,213	
A.1: Beneficiaries receiving food transfers	All	General Distribution	Female	1,548	209,240	
			Male	1,452	210,767	
			Total	3,000	420,007	
A.1: Beneficiaries receiving food transfers	Children	Prevention of acute malnutrition	Female	32,416	71,700	
			Male	33,739	75,047	
			Total	66,155	146,747	
A.1: Beneficiaries receiving food transfers	Children	Treatment of moderate acute malnutrition	Female	38,293	36,994	
			Male	39,856	38,657	
			Total	78,149	75,651	
A.1: Beneficiaries receiving food transfers	Pregnant and lactating women	Prevention of acute malnutrition	Female	24,770	40,111	
			Total	24,770	40,111	

A.1: Beneficiaries receiving food transfers	Pregnant and lactating women	Treatment of moderate acute malnutrition	Female Total	25,640 25,640	16,652 16,652
A.1: Beneficiaries receiving food transfers	Students (primary schools)	School feeding (on-site)	Female Male Total	190,082 205,918 396,000	229,262 226,823 456,085
A.1: Beneficiaries receiving food transfers	Students (primary schools)	School feeding (take-home rations)	Female Male Total	50,880 45,120 96,000	24,692 22,429 47,121
A.2: Food transfers			MT	13,604	17,173
A.3: Cash-based transfers			US\$	167,924,804	154,374,927
A.4: Commodity Vouchers transfers			US\$	0	3,040,556

Output Results					
Activity 01: Provide food, nutrition, and self-reliance assistance to crisis-affected populations.					
Output indicator	Detailed indicator	Unit of measure	Planned	Actual	
A: 1.1 Crisis-affected populations receive food assistance using diversified modalities and commodities, including fortified food and fresh locally produced foods, to support their needs for nutritious diets.					
General Distribution					
A.1: Number of women, men, boys and girls receiving food/cash-based transfers/commodity vouchers/capacity strengthening transfers	A.1.22: Number of beneficiaries reached as a result of WFP's contribution to the social protection system	Individual	375,572	310,973	
A.2: Quantity of food provided	A.2.1: Number of MTs transferred to ICRC	MT	5,111.26	3,043.43	
A.7: Number of retailers participating in cash-based transfer programmes	A.7.1: Number of retailers participating in cash-based transfer programmes	retailer	38	38	
A: 1.2 Crisis-affected nutritionally vulnerable populations, such as pregnant and lactating women and children under 5, have access to nutritious food and complementary services to address all forms of malnutrition.					
Prevention of acute malnutrition					
A.1: Number of women, men, boys and girls receiving food/cash-based transfers/commodity vouchers/capacity strengthening transfers	A.1.22: Number of beneficiaries reached as a result of WFP's contribution to the social protection system	Individual	75,591	73,775	
A.6: Number of institutional sites assisted	A.6.11: Number of institutional sites assisted	site	146	177	
B: 1.2 Crisis-affected nutritionally vulnerable populations, such as pregnant and lactating women and children under 5, have access to nutritious food and complementary services to address all forms of malnutrition.					
Prevention of acute malnutrition					
B.2: Quantity of specialized nutritious foods provided	B.2.1: Quantity of specialized nutritious foods provided	MT	13,121	8,831.57	
B: 1.3 School-aged girls and boys of crisis-affected populations are provided with nutrient-rich school feeding to complement their nutrient intake.					
School feeding (on-site)					
B.1: Quantity of fortified food provided	B.1.1: Quantity of fortified food provided	MT	4,406	4,290.94	
D: 1.4 Crisis-affected Bangladeshi and refugee populations receive support in order to enhance self-reliance and resilience, build and restore livelihoods and create employment opportunities.					
Food assistance for training					
D.1: Number of assets built, restored or maintained by targeted households and communities, by type and unit of measure	D.1.45: Number of assets built, restored or maintained by targeted communities	Number	410	397	
D.3: Number of participants who completed vocational/livelihood skills training activities (FFT)	D.3.1: Number of participants who completed vocational/livelihood skills training activities (FFT)	Number	78,391	80,813	

E*: 1.2 Crisis-affected nutritionally vulnerable populations, such as pregnant and lactating women and children under 5, have access to nutritious food and complementary services to address all forms of malnutrition.

Prevention of acute malnutrition

E*.4: Number of people reached through interpersonal SBCC approaches	E*.4.2: Number of people reached through interpersonal SBCC approaches (female)	Number	257,641	214,899
--	---	--------	---------	---------

N*: 1.3 School-aged girls and boys of crisis-affected populations are provided with nutrient-rich school feeding to complement their nutrient intake.

School feeding (on-site)

N*.2: Average number of school days per month on which multi-fortified or at least 4 food groups were provided (nutrition-sensitive indicator)	N*.2.1: Average number of school days per month on which multi-fortified or at least 4 food groups were provided (nutrition-sensitive indicator)	Days	23	18
N*.5: Number of schools with infrastructure rehabilitated or constructed	N*.5.3: Number of schools with infrastructure rehabilitated or constructed	unit	35	24

Outcome Results

Activity 01: Provide food, nutrition, and self-reliance assistance to crisis-affected populations.

Outcome Indicator	Sex	Baseline	End-CSP Target	2022 Target	2022 Follow-up	2021 Follow-up	2020 Follow-up	source
Target Group: All Host DRR - Location: Cox's Bazar - Modality: - Subactivity: Food assistance for asset								
Proportion of the population in targeted communities reporting benefits from an enhanced livelihood asset base	Overall	0	>70	>70	99			WFP survey
Target Group: All Host EFSN - Location: Cox's Bazar - Modality: - Subactivity: Food assistance for training								
Consumption-based Coping Strategy Index (Average)	Overall	2.9	≤2.3	≤2.9	2			WFP survey
Food Consumption Score – Nutrition: Percentage of households that consumed Hem Iron rich food daily (in the last 7 days)	Overall	0	≥33	≥16	0			WFP survey
Food Consumption Score – Nutrition: Percentage of households that consumed Vit A rich food daily (in the last 7 days)	Overall	22	≥85	≥69	47			WFP survey
Food Consumption Score – Nutrition: Percentage of households that consumed Protein rich food daily (in the last 7 days)	Overall	27	≥64	≥48	37			WFP survey
Food Consumption Score – Nutrition: Percentage of households that never consumed Hem Iron rich food (in the last 7 days)	Overall	3	≤2	≤2	1			WFP survey
Food Consumption Score – Nutrition: Percentage of households that never consumed Protein rich food (in the last 7 days)	Overall	1	≤1	≤1	0			WFP survey
Food Consumption Score – Nutrition: Percentage of households that never consumed Vit A rich food (in the last 7 days)	Overall	3	≤1	≤1	0			WFP survey
Food Consumption Score – Nutrition: Percentage of households that sometimes consumed Hem Iron rich food (in the last 7 days)	Overall	97	≤65	≤82	99			WFP survey

Food Consumption Score – Nutrition: Percentage of households that sometimes consumed Protein rich food (in the last 7 days)	Overall	72	≤35	≤51	63		WFP survey
Food Consumption Score – Nutrition: Percentage of households that sometimes consumed Vit A rich food (in the last 7 days)	Overall	75	≤14	≤30	53		WFP survey
Food Consumption Score: Percentage of households with Acceptable Food Consumption Score	Overall	54	≥70	≥60	63		WFP survey
Food Consumption Score: Percentage of households with Borderline Food Consumption Score	Overall	45	≤29	≤39	36		WFP survey
Food Consumption Score: Percentage of households with Poor Food Consumption Score	Overall	1	≤1	≤1	1		WFP survey
Livelihood-based Coping Strategy Index (Percentage of households using coping strategies): Percentage of households not using livelihood based coping strategies	Overall	27	≥65	≥52	58		WFP survey
Livelihood-based Coping Strategy Index (Percentage of households using coping strategies): Percentage of households using crisis coping strategies	Overall	2	≤10	≤17	14		WFP survey
Livelihood-based Coping Strategy Index (Percentage of households using coping strategies): Percentage of households using emergency coping strategies	Overall	0	=0	=0	4		WFP survey
Livelihood-based Coping Strategy Index (Percentage of households using coping strategies): Percentage of households using stress coping strategies	Overall	71	≤25	≤31	24		WFP survey
Proportion of children 6-23 months of age who receive a minimum acceptable diet	Overall	19	>50	>35	27		WFP survey
Target Group: All North-Eastern Flood Response - Location: Sylhet - Modality: - Subactivity: General Distribution							
Consumption-based Coping Strategy Index (Average)	Overall	22	≤10	≤10	13		WFP survey
Food Consumption Score: Percentage of households with Acceptable Food Consumption Score	Overall	31	≥60	≥60	73		WFP survey
Food Consumption Score: Percentage of households with Borderline Food Consumption Score	Overall	47	≤30	≤30	27		WFP survey
Food Consumption Score: Percentage of households with Poor Food Consumption Score	Overall	22	≤10	≤10	0		WFP survey
Target Group: All Refugee DRR - Location: Cox's Bazar - Modality: - Subactivity: Food assistance for asset							
Proportion of the population in targeted communities reporting benefits from an enhanced livelihood asset base	Overall	97	>97	>97	88		WFP survey
Target Group: All Refugee GFA - Location: Cox's Bazar - Modality: - Subactivity: General Distribution							

Consumption-based Coping Strategy Index (Average)	Overall	4	≤3	≤4	3		WFP survey
Food Consumption Score – Nutrition: Percentage of households that consumed Hem Iron rich food daily (in the last 7 days)	Overall	2	≥16	≥5	1		WFP survey
Food Consumption Score – Nutrition: Percentage of households that consumed Vit A rich food daily (in the last 7 days)	Overall	15	≥23	≥17	21		WFP survey
Food Consumption Score – Nutrition: Percentage of households that consumed Protein rich food daily (in the last 7 days)	Overall	36	≥52	≥41	43		WFP survey
Food Consumption Score – Nutrition: Percentage of households that never consumed Hem Iron rich food (in the last 7 days)	Overall	16	≤4	≤13	9		WFP survey
Food Consumption Score – Nutrition: Percentage of households that never consumed Protein rich food (in the last 7 days)	Overall	2	≤2	≤2	0		WFP survey
Food Consumption Score – Nutrition: Percentage of households that never consumed Vit A rich food (in the last 7 days)	Overall	3	≤3	≤3	1		WFP survey
Food Consumption Score – Nutrition: Percentage of households that sometimes consumed Hem Iron rich food (in the last 7 days)	Overall	83	≤80	≤82	90		WFP survey
Food Consumption Score – Nutrition: Percentage of households that sometimes consumed Protein rich food (in the last 7 days)	Overall	62	≤46	≤57	57		WFP survey
Food Consumption Score – Nutrition: Percentage of households that sometimes consumed Vit A rich food (in the last 7 days)	Overall	83	≤74	≤80	78		WFP survey
Food Consumption Score: Percentage of households with Acceptable Food Consumption Score	Overall	55	≥65	≥58	56		WFP survey
Food Consumption Score: Percentage of households with Borderline Food Consumption Score	Overall	41	≤34	≤41	41		WFP survey
Food Consumption Score: Percentage of households with Poor Food Consumption Score	Overall	4	≤1	≤1	3		WFP survey
Livelihood-based Coping Strategy Index (Percentage of households using coping strategies): Percentage of households not using livelihood based coping strategies	Overall	10	≥50	≥22	22		WFP survey
Livelihood-based Coping Strategy Index (Percentage of households using coping strategies): Percentage of households using crisis coping strategies	Overall	59	≤40	≤54	30		WFP survey

Livelihood-based Coping Strategy Index (Percentage of households using coping strategies): Percentage of households using emergency coping strategies	Overall	5	≤1	≤3	3		WFP survey
Livelihood-based Coping Strategy Index (Percentage of households using coping strategies): Percentage of households using stress coping strategies	Overall	26	≤9	≤21	45		WFP survey
Target Group: All Urban - Location: Dhaka - Modality: - Subactivity: General Distribution							
Consumption-based Coping Strategy Index (Average)	Overall	9	≤5	≤5	2		WFP survey
Food Consumption Score – Nutrition: Percentage of households that consumed Hem Iron rich food daily (in the last 7 days)	Overall	3	≥10	≥10	8		WFP survey
Food Consumption Score – Nutrition: Percentage of households that consumed Vit A rich food daily (in the last 7 days)	Overall	33	≥56	≥56	62		WFP survey
Food Consumption Score – Nutrition: Percentage of households that consumed Protein rich food daily (in the last 7 days)	Overall	71	≥75	≥75	92		WFP survey
Food Consumption Score – Nutrition: Percentage of households that never consumed Hem Iron rich food (in the last 7 days)	Overall	12	≤10	≤10	2		WFP survey
Food Consumption Score – Nutrition: Percentage of households that never consumed Protein rich food (in the last 7 days)	Overall	0	≤0	≤0	0		WFP survey
Food Consumption Score – Nutrition: Percentage of households that never consumed Vit A rich food (in the last 7 days)	Overall	4	≤4	≤4	0		WFP survey
Food Consumption Score – Nutrition: Percentage of households that sometimes consumed Hem Iron rich food (in the last 7 days)	Overall	85	≤80	≤80	91		WFP survey
Food Consumption Score – Nutrition: Percentage of households that sometimes consumed Protein rich food (in the last 7 days)	Overall	29	≤25	≤25	8		WFP survey
Food Consumption Score – Nutrition: Percentage of households that sometimes consumed Vit A rich food (in the last 7 days)	Overall	63	≤40	≤40	38		WFP survey
Food Consumption Score: Percentage of households with Acceptable Food Consumption Score	Overall	78	≥84	≥84	95		WFP survey
Food Consumption Score: Percentage of households with Borderline Food Consumption Score	Overall	21	≤15	≤15	5		WFP survey
Food Consumption Score: Percentage of households with Poor Food Consumption Score	Overall	1	≤1	≤1	0		WFP survey

Minimum Dietary Diversity – Women	Overall	31	≥50	≥50	59		WFP survey
Target Group: Children Under 5 Host - Location: Cox's Bazar - Modality: - Subactivity: Treatment of moderate acute malnutrition							
MAM Treatment Default rate	Overall	0	<15	<15	0.46		WFP programme monitoring
MAM Treatment Mortality rate	Overall	0	<3	<3	0.11		WFP programme monitoring
MAM Treatment Non-response rate	Overall	2	<15	<15	1.85		WFP programme monitoring
MAM Treatment Recovery rate	Overall	98	>75	>75	97.57		WFP programme monitoring
Proportion of eligible population that participates in programme (coverage)	Overall		>70	>70	81		WFP survey
Target Group: Children Under 5 Refugee - Location: Cox's Bazar - Modality: - Subactivity: Prevention of acute malnutrition							
Proportion of eligible population that participates in programme (coverage)	Overall	91	>95	>93	98		WFP survey
Proportion of target population that participates in an adequate number of distributions (adherence)	Overall	99	≥99	≥99	92		WFP programme monitoring
Target Group: Children Under 5 Refugee - Location: Cox's Bazar - Modality: - Subactivity: Treatment of moderate acute malnutrition							
MAM Treatment Default rate	Overall	0	<15	<15	0.06		WFP programme monitoring
MAM Treatment Mortality rate	Overall	0	<3	<3	0.09		WFP programme monitoring
MAM Treatment Non-response rate	Overall	6	<15	<15	4.61		WFP programme monitoring
MAM Treatment Recovery rate	Overall	94	>75	>75	95.23		WFP programme monitoring
Proportion of eligible population that participates in programme (coverage)	Overall		>90	>90	85		WFP survey
Target Group: Host - Location: Cox's Bazar - Modality: - Subactivity: School feeding (on-site)							
Attendance rate (new)	Female		≥85	≥80	77		WFP programme monitoring
	Male		≥85	≥80	72		WFP programme monitoring
	Overall		≥85	≥80	75		WFP programme monitoring

Enrolment rate	Female		≥10	≥5	-6		WFP programme monitoring
	Male		≥10	≥5	-7		WFP programme monitoring
	Overall		≥10	≥5	-6		WFP programme monitoring
Percentage of students who, by the end of two grades of primary schooling, demonstrate ability to read and understand grade level text (new)	Overall	33	≥40				WFP survey
Retention rate / Drop-out rate (new): Retention rate	Female		≥98	≥95	95		WFP programme monitoring
	Male		≥98	≥95	92		WFP programme monitoring
	Overall		≥98	≥95	93		WFP programme monitoring
Target Group: Refugee - Location: Cox's Bazar - Modality: - Subactivity: School feeding (on-site)							
Attendance rate (new)	Female		≥85	≥80	80		WFP programme monitoring
	Male		≥85	≥80	77		WFP programme monitoring
	Overall		≥85	≥80	80		WFP programme monitoring

Strategic Outcome 02: The nutrition needs of women, children and vulnerable groups in Bangladesh are met through national institutions that have enhanced capacities to design and implement gender- and nutrition-sensitive social safety net programmes by 2026.					Root Causes	
Output Results						
Activity 02: Support national institutions to strengthen their capacity to design and implement inclusive and nutrition- and gender-sensitive safety net programmes to meet the nutrition needs of women, children and vulnerable groups.						
Detailed Indicator	Beneficiary Group	Sub Activity	Unit of measure	Planned	Actual	
A.1: Beneficiaries receiving food transfers	Students (primary schools)	School feeding (on-site)	Female	30,600	0	
			Male	29,400	0	
			Total	60,000	0	
A.2: Food transfers			MT	1,534	0	

Output Results				
Activity 02: Support national institutions to strengthen their capacity to design and implement inclusive and nutrition- and gender-sensitive safety net programmes to meet the nutrition needs of women, children and vulnerable groups.				
Output indicator	Detailed indicator	Unit of measure	Planned	Actual
C: 2.1 School-age girls and boys have access to nutritious food through enhanced capacity of national institutions to manage and scale up a nutrition-sensitive school meals programme for improving the nutrition status of children.				
Institutional capacity strengthening activities				
C.4*: Number of people engaged in capacity strengthening initiatives facilitated by WFP to enhance national food security and nutrition stakeholder capacities (new)	C.4*.1: Number of government/national partner staff receiving technical assistance and training	Individual	357	722
C.5*: Number of capacity strengthening initiatives facilitated by WFP to enhance national food security and nutrition stakeholder capacities (new)	C.5*.1: Number of technical assistance activities provided	unit	1	2
C.6*: Number of tools or products developed or revised to enhance national food security and nutrition systems as a result of WFP capacity strengthening support (new)	C.6*.1: Number of tools or products developed	unit	2	0
C: 2.2 Targeted vulnerable populations benefit from the availability and accessibility of safe, nutritious and locally produced food through the engagement of smallholder farmers, private sector producers and processors to have improved food security and healthy diets.				
Institutional capacity strengthening activities				
C.4*: Number of people engaged in capacity strengthening initiatives facilitated by WFP to enhance national food security and nutrition stakeholder capacities (new)	C.4*.1: Number of government/national partner staff receiving technical assistance and training	Individual	1,900	1,491
C.5*: Number of capacity strengthening initiatives facilitated by WFP to enhance national food security and nutrition stakeholder capacities (new)	C.5*.2: Number of training sessions/workshop organized	training session	122	103
C.6*: Number of tools or products developed or revised to enhance national food security and nutrition systems as a result of WFP capacity strengthening support (new)	C.6*.1: Number of tools or products developed	unit	45	43
E*: 2.2 Targeted vulnerable populations benefit from the availability and accessibility of safe, nutritious and locally produced food through the engagement of smallholder farmers, private sector producers and processors to have improved food security and healthy diets.				
Institutional capacity strengthening activities				
E*.4: Number of people reached through interpersonal SBCC approaches	E*.4.2: Number of people reached through interpersonal SBCC approaches (female)	Number	285,000	185,000
E*.5: Number of people reached through SBCC approaches using media	E*.5.1: Number of people reached through SBCC approaches using mass media (i.e. national TV programme).	Individual	225,668	80,000
F: 2.2 Targeted vulnerable populations benefit from the availability and accessibility of safe, nutritious and locally produced food through the engagement of smallholder farmers, private sector producers and processors to have improved food security and healthy diets.				
Institutional capacity strengthening activities				
F.2: Quantity of fortified foods, complementary foods and specialized nutritious foods purchased from local suppliers	F.2.4: Quantity of fortified foods, complementary foods and specialized nutritious foods purchased from local suppliers	MT	31	24

K: 2.1 School-age girls and boys have access to nutritious food through enhanced capacity of national institutions to manage and scale up a nutrition-sensitive school meals programme for improving the nutrition status of children.				
Institutional capacity strengthening activities				
K.1: Number of partners supported	K.1.1: Number of partners supported	partner	34	34
K: 2.2 Targeted vulnerable populations benefit from the availability and accessibility of safe, nutritious and locally produced food through the engagement of smallholder farmers, private sector producers and processors to have improved food security and healthy diets.				
Institutional capacity strengthening activities				
K.1: Number of partners supported	K.1.1: Number of partners supported	partner	7	7
M: 2.1 School-age girls and boys have access to nutritious food through enhanced capacity of national institutions to manage and scale up a nutrition-sensitive school meals programme for improving the nutrition status of children.				
Institutional capacity strengthening activities				
M.1: Number of national coordination mechanisms supported	M.1.1: Number of national coordination mechanisms supported	unit	1	1
M: 2.2 Targeted vulnerable populations benefit from the availability and accessibility of safe, nutritious and locally produced food through the engagement of smallholder farmers, private sector producers and processors to have improved food security and healthy diets.				
Institutional capacity strengthening activities				
M.1: Number of national coordination mechanisms supported	M.1.1: Number of national coordination mechanisms supported	unit	4	4

Outcome Results								
Activity 02: Support national institutions to strengthen their capacity to design and implement inclusive and nutrition- and gender-sensitive safety net programmes to meet the nutrition needs of women, children and vulnerable groups.								
Outcome Indicator	Sex	Baseline	End-CSP Target	2022 Target	2022 Follow-up	2021 Follow-up	2020 Follow-up	source
Target Group: All Nutrition - Location: Bangladesh - Modality: - Subactivity: Institutional capacity strengthening activities								
Number of national food security and nutrition policies, programmes and system components enhanced as a result of WFP capacity strengthening (new)	Overall	0	=5	=1	0			WFP programme monitoring
Target Group: All Rice-Fortification - Location: Bangladesh - Modality: - Subactivity: Institutional capacity strengthening activities								
Number of national food security and nutrition policies, programmes and system components enhanced as a result of WFP capacity strengthening (new)	Overall	0	=4	=2	1			WFP programme monitoring
Number of people assisted by WFP, integrated into national social protection systems as a result of WFP capacity strengthening (new)	Overall	0	=2,500,00	=578,385	498,005			WFP programme monitoring
Percentage increase in production of high-quality and nutrition-dense foods	Overall	23	=233	=77	102			WFP programme monitoring
Resources mobilized (USD value) for national food security and nutrition systems as a result of WFP capacity strengthening (new)	Overall	0	=30,000,000	=15,000,000	11,000,000			WFP programme monitoring
Target Group: All School Feeding - Location: Bangladesh - Modality: - Subactivity: Institutional capacity strengthening activities								

Number of national food security and nutrition policies, programmes and system components enhanced as a result of WFP capacity strengthening (new)	Overall	0	=11					WFP programme monitoring
Resources mobilized (USD value) for national food security and nutrition systems as a result of WFP capacity strengthening (new)	Overall	0	=500,000,000	=38,000,000	24,000,000			WFP programme monitoring

Strategic Outcome 03: Vulnerable communities in Bangladesh are more resilient to shocks and natural disasters through enhanced national disaster management capacity, and flexible, nutrition- and gender-sensitive social safety net programmes by 2026.							Resilience Building
Output Results							
Activity 03: Assist national institutions and communities to strengthen the capacity to implement inclusive and responsive safety net programmes, and disaster risk preparedness and response to protect the food security of vulnerable populations.							
Detailed Indicator	Beneficiary Group	Sub Activity	Unit of measure	Planned	Actual		
A.1: Beneficiaries receiving capacity strengthening transfers	All	Food assistance for training	Female Total	2,000 2,000	986 986		
A.1: Beneficiaries receiving cash-based transfers	All	Climate adaptation and risk management activities	Female Male Total	27,000 23,000 50,000	0 0 0		
A.1: Beneficiaries receiving cash-based transfers	All	Food assistance for training	Female Male Total	5,400 4,600 10,000	7,975 6,795 14,770		
A.1: Beneficiaries receiving cash-based transfers	All	Forecast-based Anticipatory Climate Actions	Female Male Total	189,700 160,300 350,000	0 0 0		
A.1: Beneficiaries receiving cash-based transfers	All	Micro / Meso Insurance Climate Actions	Female Male Total	13,500 11,500 25,000	9,295 7,920 17,215		
A.1: Beneficiaries receiving cash-based transfers	Pregnant and lactating women	General Distribution	Female Total	9,600 9,600	0 0		
A.3: Cash-based transfers			US\$	5,173,408	293,290		

Output Results				
Activity 03: Assist national institutions and communities to strengthen the capacity to implement inclusive and responsive safety net programmes, and disaster risk preparedness and response to protect the food security of vulnerable populations.				
Output indicator	Detailed indicator	Unit of measure	Planned	Actual
A: 3.1 Vulnerable populations affected by climatic and other shocks enhance their resilience through support including anticipatory actions and scaled-up flexible, gender- and nutrition-sensitive social safety net programmes, implemented by national institutions that are targeted with technical assistance to design, test and scale up programmes.				
Climate adaptation and risk management activities				
A.1: Number of women, men, boys and girls receiving food/cash-based transfers/commodity vouchers/capacity strengthening transfers	A.1.18: Number of participants in beneficiary training sessions (community preparedness, early warning, disaster risk reduction, and climate change adaptation)	Individual	550,000	30,680
C: 3.2 Vulnerable communities have enhanced resilience to disasters and climate-induced shocks as a result of strengthened capacity of national institutions to implement effective disaster risk reduction measures, emergency preparedness and response with efficient supply chain and information management systems.				
Institutional capacity strengthening activities				
C.4*: Number of people engaged in capacity strengthening initiatives facilitated by WFP to enhance national food security and nutrition stakeholder capacities (new)	C.4*.1: Number of government/national partner staff receiving technical assistance and training	Individual	3,278	4,074
C.5*: Number of capacity strengthening initiatives facilitated by WFP to enhance national food security and nutrition stakeholder capacities (new)	C.5*.2: Number of training sessions/workshop organized	training session	77	54
C.6*: Number of tools or products developed or revised to enhance national food security and nutrition systems as a result of WFP capacity strengthening support (new)	C.6*.1: Number of tools or products developed	unit	23	20
G: 3.1 Vulnerable populations affected by climatic and other shocks enhance their resilience through support including anticipatory actions and scaled-up flexible, gender- and nutrition-sensitive social safety net programmes, implemented by national institutions that are targeted with technical assistance to design, test and scale up programmes.				
Climate adaptation and risk management activities				
G.7: Percentage of tools developed or reviewed to strengthen national capacities for Forecast-based Anticipatory Action	G.7.1: Percentage of tools developed or reviewed to strengthen national capacities for Forecast-based Anticipatory Action	%	100	100
G.7: Percentage of tools developed or reviewed to strengthen national capacities for Forecast-based Anticipatory Action	G.7.2: Number of Anticipatory Action SOPs developed or reviewed through WFP's support	tool	6	7
G.8*: Number of people provided with direct access to information on climate and weather risks	G.8*.4: Number of people provided with direct access to information on climate and weather risks through face-to-face communication channels	Number	110,000	54,382
G.9: Number of people covered and assisted through Forecast-based Anticipatory Actions against climate shocks	G.9.1: Number of people covered and assisted through Forecast-based Anticipatory Actions against climate shocks (male)	Individual	264,000	0
G.9: Number of people covered and assisted through Forecast-based Anticipatory Actions against climate shocks	G.9.2: Number of people covered and assisted through Forecast-based Anticipatory Actions against climate shocks (female)	Individual	286,000	0
Micro / Meso Insurance Climate Actions				

G.11: Number of people benefiting from insurance payouts of risk transfer mechanisms supported by WFP	G.11.2: Number of people benefiting from payouts of micro-insurance schemes - (Premium paid with Value Voucher for Services)	Individual	20,000	7,255
G.12: Total USD value disbursed as payouts of risk transfer mechanisms supported by WFP	G.12.4: Total USD value disbursed as payouts of micro-insurance schemes (Premium paid with cash or direct payment)	US\$	201,049	9,021
G.1: Number of people covered by an insurance product through risk transfer mechanisms supported by WFP	G.1.10: Total number of people covered by micro-insurance schemes (Premium paid with Value Voucher for Services)	Individual	20,000	17,215
G.2*: Total USD value of premiums paid under risk transfer mechanisms supported by WFP	G.2*.2: Total USD value of premiums paid under micro-insurance schemes (Premium paid with Value Voucher for Services)	US\$	47,099	42,035
G.3: Total sum insured through risk management interventions	G.3.3: Total sum insured through micro-insurance schemes (Premium paid with Value Voucher for Services)	US\$	201,049	201,049

K: 3.1 Vulnerable populations affected by climatic and other shocks enhance their resilience through support including anticipatory actions and scaled-up flexible, gender- and nutrition-sensitive social safety net programmes, implemented by national institutions that are targeted with technical assistance to design, test and scale up programmes.

Climate adaptation and risk management activities

K.1: Number of partners supported	K.1.1: Number of partners supported	partner	8	8
-----------------------------------	-------------------------------------	---------	---	---

K: 3.2 Vulnerable communities have enhanced resilience to disasters and climate-induced shocks as a result of strengthened capacity of national institutions to implement effective disaster risk reduction measures, emergency preparedness and response with efficient supply chain and information management systems.

Institutional capacity strengthening activities

K.1: Number of partners supported	K.1.1: Number of partners supported	partner	49	49
-----------------------------------	-------------------------------------	---------	----	----

M: 3.1 Vulnerable populations affected by climatic and other shocks enhance their resilience through support including anticipatory actions and scaled-up flexible, gender- and nutrition-sensitive social safety net programmes, implemented by national institutions that are targeted with technical assistance to design, test and scale up programmes.

Climate adaptation and risk management activities

M.1: Number of national coordination mechanisms supported	M.1.1: Number of national coordination mechanisms supported	unit	2	4
---	---	------	---	---

M: 3.2 Vulnerable communities have enhanced resilience to disasters and climate-induced shocks as a result of strengthened capacity of national institutions to implement effective disaster risk reduction measures, emergency preparedness and response with efficient supply chain and information management systems.

Institutional capacity strengthening activities

M.1: Number of national coordination mechanisms supported	M.1.1: Number of national coordination mechanisms supported	unit	1	1
---	---	------	---	---

Outcome Results

Activity 03: Assist national institutions and communities to strengthen the capacity to implement inclusive and responsive safety net programmes, and disaster risk preparedness and response to protect the food security of vulnerable populations.

Outcome Indicator	Sex	Baseline	End-CSP Target	2022 Target	2022 Follow-up	2021 Follow-up	2020 Follow-up	source
Target Group: All ICVGD - Location: Bangladesh - Modality: - Subactivity: Institutional capacity strengthening activities								
Number of national food security and nutrition policies, programmes and system components enhanced as a result of WFP capacity strengthening (new)	Overall	0	=17	=6	5			WFP programme monitoring

Resources mobilized (USD value) for national food security and nutrition systems as a result of WFP capacity strengthening (new)	Overall	0	=338,985,148	=210,930,000	182,200,000			WFP programme monitoring
Target Group: All MCBP - Location: Bangladesh - Modality: - Subactivity: Institutional capacity strengthening activities								
Number of national food security and nutrition policies, programmes and system components enhanced as a result of WFP capacity strengthening (new)	Overall	0	=15	=4	4			WFP programme monitoring
Resources mobilized (USD value) for national food security and nutrition systems as a result of WFP capacity strengthening (new)	Overall	0	=1,439,900,990	=200,000,000	19,800,000			WFP programme monitoring
Target Group: All Resilience Innovation - Location: Bangladesh - Modality: - Subactivity: Institutional capacity strengthening activities								
Number of innovative approaches to enhance resilience tested	Overall		=4	=3	2			WFP programme monitoring
Number of national food security and nutrition policies, programmes and system components enhanced as a result of WFP capacity strengthening (new)	Overall	0	=10	=2	0			WFP programme monitoring
USD value of funds raised with a climate risk reduction objective (new)	Overall	2,000,000	=17,900,000	=7,500,000	7,500,000			WFP programme monitoring

Strategic Outcome 04: Vulnerable crisis-affected populations in Bangladesh benefit from enhanced coordination and improved common services during and after crises.				- Crisis Response	
Output Results					
Activity 04: Provide coordination and common services to humanitarian and development partners and government.					
Output indicator	Detailed indicator	Unit of measure	Planned	Actual	
H: 4.1 Crisis-affected populations benefit from the coordination support and service delivery provided with regard to emergency preparedness and response in the field of food security, logistics, and emergency telecommunications, to humanitarian actors					
Emergency Telecommunication Cluster					
H.8: Number of emergency telecoms and information and communications technology (ICT) systems established, by type	H.8.1: Number of emergency telecoms and information and communications technology (ICT) systems established	system	34	34	
Food Security Cluster					
H.1: Number of shared services provided, by type	H.1.56: Number of humanitarian organizations utilizing the service	agency/organization	5	5	
Logistics Cluster					
H.2: Number of WFP-led clusters operational, by type	H.2.1: Number of WFP-led clusters operational	unit	1	1	
H: 4.2 Crisis-affected populations in Bangladesh benefit from enhanced programme efficiency through on-demand services to humanitarian actors.					
Engineering Services					
H.3: Number of engineering works completed, by type	H.3.1: Number of engineering works completed	unit	11	9	
K: 4.1 Crisis-affected populations benefit from the coordination support and service delivery provided with regard to emergency preparedness and response in the field of food security, logistics, and emergency telecommunications, to humanitarian actors					
Service Delivery General					
K.1: Number of partners supported	K.1.1: Number of partners supported	partner	126	134	
K: 4.2 Crisis-affected populations in Bangladesh benefit from enhanced programme efficiency through on-demand services to humanitarian actors.					
Engineering Services					
K.1: Number of partners supported	K.1.1: Number of partners supported	partner	2	2	
M: 4.1 Crisis-affected populations benefit from the coordination support and service delivery provided with regard to emergency preparedness and response in the field of food security, logistics, and emergency telecommunications, to humanitarian actors					
Food Security Cluster					
M.1: Number of national coordination mechanisms supported	M.1.1: Number of national coordination mechanisms supported	unit	8	8	

Outcome Results								
Activity 04: Provide coordination and common services to humanitarian and development partners and government.								
Outcome Indicator	Sex	Baseline	End-CSP Target	2022 Target	2022 Follow-up	2021 Follow-up	2020 Follow-up	source
Target Group: All Refugee - Location: Cox's Bazar - Modality: - Subactivity: Emergency Telecommunication Cluster								
User satisfaction rate	Overall	90	≥90	≥90	86			WFP survey
Target Group: All Refugee - Location: Cox's Bazar - Modality: - Subactivity: Logistics Cluster								
User satisfaction rate	Overall	94.6	≥95	≥95	95.3			WFP survey

Cross-cutting Indicators

Progress towards gender equality indicators

Improved gender equality and women's empowerment among WFP-assisted population								
Activity 01: Provide food, nutrition, and self-reliance assistance to crisis-affected populations.								
CrossCutting Indicator	Sex	Baseline	End-CSP Target	2022 Target	2022 Follow-up	2021 Follow-up	2020 Follow-up	source
Target Group: All Host - Location: Cox's Bazar - Modality: - - Subactivity: Food assistance for training								
Proportion of households where women, men, or both women and men make decisions on the use of food/cash/vouchers, disaggregated by transfer modality - Decisions jointly made by women and men	Overall	50.42	≥51	≥51	75.6			WFP survey
Proportion of households where women, men, or both women and men make decisions on the use of food/cash/vouchers, disaggregated by transfer modality - Decisions made by men	Overall	19.07	≤19	≤19	6.7			WFP survey
Proportion of households where women, men, or both women and men make decisions on the use of food/cash/vouchers, disaggregated by transfer modality - Decisions made by women	Overall	30.51	≤30	≤30	17.7			WFP survey
Target Group: All North-Eastern Flood Response - Location: Sylhet - Modality: - - Subactivity: General Distribution								
Proportion of households where women, men, or both women and men make decisions on the use of food/cash/vouchers, disaggregated by transfer modality - Decisions jointly made by women and men	Overall		≥50	≥50	65			WFP programme monitoring
Proportion of households where women, men, or both women and men make decisions on the use of food/cash/vouchers, disaggregated by transfer modality - Decisions made by men	Overall		≤25	≤25	22			WFP programme monitoring
Proportion of households where women, men, or both women and men make decisions on the use of food/cash/vouchers, disaggregated by transfer modality - Decisions made by women	Overall		≤25	≤25	13			WFP programme monitoring
Target Group: All Refugee - Location: Cox's Bazar - Modality: - - Subactivity: General Distribution								
Proportion of households where women, men, or both women and men make decisions on the use of food/cash/vouchers, disaggregated by transfer modality - Decisions jointly made by women and men	Overall	53	≥53	≥53	62.7			WFP survey

Proportion of households where women, men, or both women and men make decisions on the use of food/cash/vouchers, disaggregated by transfer modality - Decisions made by men	Overall	23	≤23	≤23	20.1				WFP survey
Proportion of households where women, men, or both women and men make decisions on the use of food/cash/vouchers, disaggregated by transfer modality - Decisions made by women	Overall	24	≤24	≤24	17.2				WFP survey
Target Group: All Urban - Location: Dhaka - Modality: - - Subactivity: General Distribution									
Proportion of households where women, men, or both women and men make decisions on the use of food/cash/vouchers, disaggregated by transfer modality - Decisions jointly made by women and men	Overall		≥50	≥50	35				WFP programme monitoring
Proportion of households where women, men, or both women and men make decisions on the use of food/cash/vouchers, disaggregated by transfer modality - Decisions made by men	Overall		≤25	≤25	18				WFP programme monitoring
Proportion of households where women, men, or both women and men make decisions on the use of food/cash/vouchers, disaggregated by transfer modality - Decisions made by women	Overall		≤25	≤25	47				WFP programme monitoring
Activity 03: Assist national institutions and communities to strengthen the capacity to implement inclusive and responsive safety net programmes, and disaster risk preparedness and response to protect the food security of vulnerable populations.									
CrossCutting Indicator	Sex	Baseline	End-CSP Target	2022 Target	2022 Follow-up	2021 Follow-up	2020 Follow-up		source
Target Group: All CRI - Location: Kurigram - Modality: - - Subactivity: Micro / Meso Insurance Climate Actions									
Proportion of households where women, men, or both women and men make decisions on the use of food/cash/vouchers, disaggregated by transfer modality - Decisions jointly made by women and men	Overall		≥50	≥50	53				WFP programme monitoring
Proportion of households where women, men, or both women and men make decisions on the use of food/cash/vouchers, disaggregated by transfer modality - Decisions made by men	Overall		≤25	≤25	11				WFP programme monitoring
Proportion of households where women, men, or both women and men make decisions on the use of food/cash/vouchers, disaggregated by transfer modality - Decisions made by women	Overall		≤25	≤25	36				WFP programme monitoring

Protection indicators

Affected populations are able to benefit from WFP programmes in a manner that ensures and promotes their safety, dignity and integrity								
Activity 01: Provide food, nutrition, and self-reliance assistance to crisis-affected populations.								
CrossCutting Indicator	Sex	Baseline	End-CSP Target	2022 Target	2022 Follow-up	2021 Follow-up	2020 Follow-up	source
Target Group: All Host - Location: Cox's Bazar - Modality: - - Subactivity: Food assistance for training								
Proportion of targeted people having unhindered access to WFP programmes (new) - -	Overall	100	=100	=100	100			WFP survey
Proportion of targeted people receiving assistance without safety challenges (new) - -	Overall		≥90	≥90	99.3			WFP survey
Proportion of targeted people who report that WFP programmes are dignified (new) - -	Overall		≥90	≥90	99.1			-
Target Group: All North-Eastern Flood Response - Location: Sylhet - Modality: - - Subactivity: General Distribution								
Proportion of targeted people receiving assistance without safety challenges (new) - -	Overall		≥90	≥90	100			WFP programme monitoring
Target Group: All Refugee - Location: Cox's Bazar - Modality: - - Subactivity: General Distribution								
Proportion of targeted people having unhindered access to WFP programmes (new) - -	Overall		=100	=100	90.8			-
Proportion of targeted people receiving assistance without safety challenges (new) - -	Overall		≥90	≥90	99.5			WFP survey
Proportion of targeted people who report that WFP programmes are dignified (new) - -	Overall	99	≥90	≥90	96.9			WFP survey
Target Group: All Urban - Location: Dhaka - Modality: - - Subactivity: General Distribution								
Proportion of targeted people receiving assistance without safety challenges (new) - -	Overall		≥90	≥90	100			WFP programme monitoring
Activity 03: Assist national institutions and communities to strengthen the capacity to implement inclusive and responsive safety net programmes, and disaster risk preparedness and response to protect the food security of vulnerable populations.								
CrossCutting Indicator	Sex	Baseline	End-CSP Target	2022 Target	2022 Follow-up	2021 Follow-up	2020 Follow-up	source
Target Group: All CRI - Location: Kurigram - Modality: - - Subactivity: Micro / Meso Insurance Climate Actions								
Proportion of targeted people receiving assistance without safety challenges (new) - -	Overall		≥90	≥90	100			WFP programme monitoring
Target Group: All SLP - Location: Kurigram - Modality: - - Subactivity: Food assistance for training								
Proportion of targeted people receiving assistance without safety challenges (new) - -	Overall		≥90	≥90	100			WFP programme monitoring

Accountability to affected population indicators

Affected populations are able to hold WFP and partners accountable for meeting their hunger needs in a manner that reflects their views and preferences

Activity 01: Provide food, nutrition, and self-reliance assistance to crisis-affected populations.

CrossCutting Indicator	Sex	Baseline	End-CSP Target	2022 Target	2022 Follow-up	2021 Follow-up	2020 Follow-up	source
Target Group: All Host - Location: Cox's Bazar - Modality: - - Subactivity: Food assistance for training								
Proportion of assisted people informed about the programme (who is included, what people will receive, length of assistance) - -	Overall	84	=100	=100	93			WFP survey
Target Group: All North-Eastern Flood Response - Location: Sylhet - Modality: - - Subactivity: General Distribution								
Proportion of assisted people informed about the programme (who is included, what people will receive, length of assistance) - -	Overall	0	=100	=100	74			WFP programme monitoring
Target Group: All Refugee - Location: Cox's Bazar - Modality: - - Subactivity: General Distribution								
Proportion of assisted people informed about the programme (who is included, what people will receive, length of assistance) - -	Overall	74	=100	=100	65.3			WFP survey
Target Group: All - Location: Bangladesh - Modality: - - Subactivity:								
Proportion of project activities for which beneficiary feedback is documented, analysed and integrated into programme improvements - -	Overall	100	=100	=100	100			Secondary data

Activity 03: Assist national institutions and communities to strengthen the capacity to implement inclusive and responsive safety net programmes, and disaster risk preparedness and response to protect the food security of vulnerable populations.

CrossCutting Indicator	Sex	Baseline	End-CSP Target	2022 Target	2022 Follow-up	2021 Follow-up	2020 Follow-up	source
Target Group: All CRI - Location: Kurigram - Modality: - - Subactivity: Micro / Meso Insurance Climate Actions								
Proportion of assisted people informed about the programme (who is included, what people will receive, length of assistance) - -	Overall	0	=100	=100	93			WFP programme monitoring
Target Group: All - Location: Kurigram - Modality: - - Subactivity:								
Proportion of project activities for which beneficiary feedback is documented, analysed and integrated into programme improvements - -	Overall		=100	=100	100			-

Environment indicators

Targeted communities benefit from WFP programmes in a manner that does not harm the environment								
Activity 01: Provide food, nutrition, and self-reliance assistance to crisis-affected populations.								
CrossCutting Indicator	Sex	Baseline	End-CSP Target	2022 Target	2022 Follow-up	2021 Follow-up	2020 Follow-up	source
Target Group: All - Location: Cox's Bazar - Modality: - - Subactivity: General Distribution								
Proportion of FLAs/MOUs/CCs for CSP activities screened for environmental and social risk - -	Overall	0	=100					WFP programme monitoring
Activity 03: Assist national institutions and communities to strengthen the capacity to implement inclusive and responsive safety net programmes, and disaster risk preparedness and response to protect the food security of vulnerable populations.								
CrossCutting Indicator	Sex	Baseline	End-CSP Target	2022 Target	2022 Follow-up	2021 Follow-up	2020 Follow-up	source
Target Group: All - Location: Bangladesh - Modality: - - Subactivity: Climate adaptation and risk management activities								
Proportion of FLAs/MOUs/CCs for CSP activities screened for environmental and social risk - -	Overall	0	=100					WFP programme monitoring

Cover page photo © WFP/Sayed Asif Mahmud

WFP supports primary schoolchildren's growth and development by delivering fortified biscuits to the most remote schools in the Chittagong Hill Tracts

World Food Programme

<https://www.wfp.org/countries/bangladesh>

Financial Section

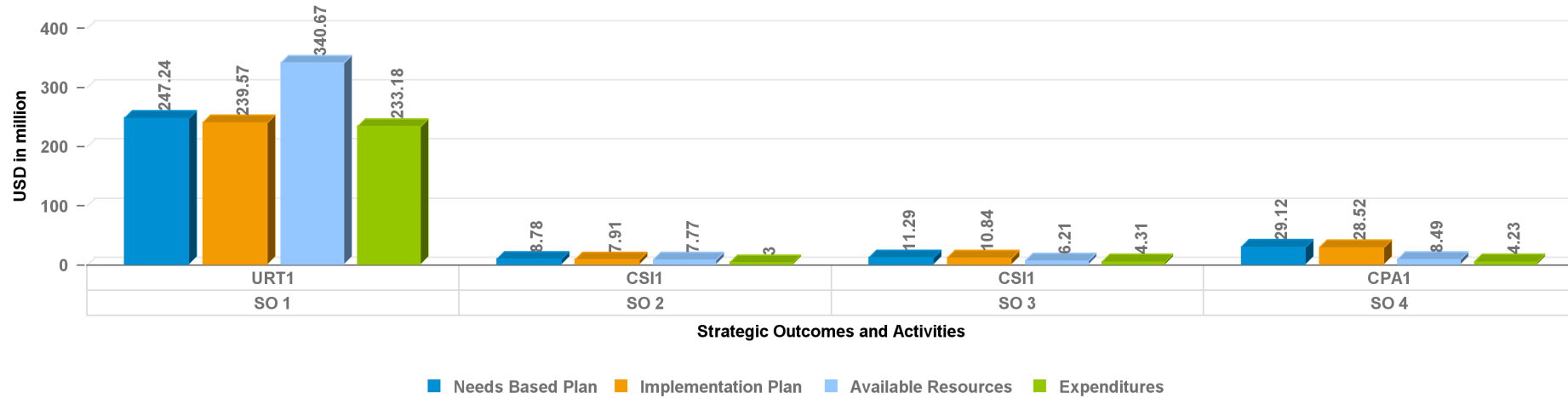
Financial information is taken from WFP's financial records which have been submitted to WFP's auditors.

Annual Country Report

Bangladesh Country Portfolio Budget 2022 (2022-2026)

Annual Financial Overview for the period 1 January to 31 December 2022 (Amount in USD)

Annual CPB Overview



Code	Strategic Outcome
SO 1	Populations affected by crisis in Bangladesh are able to meet basic food, nutrition, and other essential needs during and after the crisis.
SO 2	The nutrition needs of women, children and vulnerable groups in Bangladesh are met through national institutions that have enhanced capacities to design and implement gender- and nutrition-sensitive social safety net programmes by 2026.
SO 3	Vulnerable communities in Bangladesh are more resilient to shocks and natural disasters through enhanced national disaster management capacity, and flexible, nutrition- and gender-sensitive social safety net programmes by 2026.
SO 4	Vulnerable crisis-affected populations in Bangladesh benefit from enhanced coordination and improved common services during and after crises.
Code	Country Activity Long Description
CPA1	Provide coordination and common services to humanitarian and development partners and government.
CSI1	Assist national institutions and communities in strengthening their capacity to implement inclusive, responsive and nutrition- and gender-sensitive safety net programmes and in disaster risk preparedness and response to protect the food security and nutrition of vulnerable populations.
CSI1	Support national institutions to strengthen their capacity to design and implement inclusive and nutrition- and gender-sensitive safety net programmes to meet the nutrition needs of women, children and vulnerable groups.
URT1	Provide food, nutrition, and self-reliance assistance to crisis-affected populations.

Annual Country Report

Bangladesh Country Portfolio Budget 2022 (2022-2026)

Annual Financial Overview for the period 1 January to 31 December 2022 (Amount in USD)

Strategic Result	Strategic Outcome	Activity	Needs Based Plan	Implementation Plan	Available Resources	Expenditures
1	Populations affected by crisis in Bangladesh are able to meet basic food, nutrition, and other essential needs during and after the crisis.	Provide food, nutrition, and self-reliance assistance to crisis-affected populations.	247,241,908	239,566,979	340,671,114	233,178,418
		Non Activity Specific	0	0	220,251	0
	Non SO Specific	Non Activity Specific	0	0	513,133	0
Subtotal Strategic Result 1. Everyone has access to food (SDG Target 2.1)			247,241,908	239,566,979	341,404,498	233,178,418
2	The nutrition needs of women, children and vulnerable groups in Bangladesh are met through national institutions that have enhanced capacities to design and implement gender- and nutrition-sensitive social safety net programmes by 2026.	Support national institutions to strengthen their capacity to design and implement inclusive and nutrition- and gender-sensitive safety net programmes to meet the nutrition needs of women, children and vulnerable groups.	8,776,716	7,905,968	7,768,873	3,001,773
Subtotal Strategic Result 2. No one suffers from malnutrition (SDG Target 2.2)			8,776,716	7,905,968	7,768,873	3,001,773

Annual Country Report

Bangladesh Country Portfolio Budget 2022 (2022-2026)

Annual Financial Overview for the period 1 January to 31 December 2022 (Amount in USD)

Strategic Result	Strategic Outcome	Activity	Needs Based Plan	Implementation Plan	Available Resources	Expenditures
4	Vulnerable communities in Bangladesh are more resilient to shocks and natural disasters through enhanced national disaster management capacity, and flexible, nutrition- and gender-sensitive social safety net programmes by 2026.	Assist national institutions and communities in strengthening their capacity to implement inclusive, responsive and nutrition- and gender-sensitive safety net programmes and in disaster risk preparedness and response to protect the food security and nutrition of vulnerable populations.	11,285,432	10,838,496	6,207,329	4,308,906
Subtotal Strategic Result 4. Food systems are sustainable (SDG Target 2.4)			11,285,432	10,838,496	6,207,329	4,308,906
8	Vulnerable crisis-affected populations in Bangladesh benefit from enhanced coordination and improved common services during and after crises.	Provide coordination and common services to humanitarian and development partners and government.	29,123,415	28,523,415	8,489,718	4,228,137
Subtotal Strategic Result 8. Sharing of knowledge, expertise and technology strengthen global partnership support to country efforts to achieve the SDGs (SDG Target 17.16)			29,123,415	28,523,415	8,489,718	4,228,137
	Non SO Specific	Non Activity Specific	0	0	2,856,148	0
Subtotal Strategic Result			0	0	2,856,148	0
Total Direct Operational Cost			296,427,471	286,834,858	366,726,566	244,717,235
Direct Support Cost (DSC)			13,590,114	13,590,114	17,334,234	9,798,799
Total Direct Costs			310,017,585	300,424,971	384,060,800	254,516,033
Indirect Support Cost (ISC)			18,171,333	17,585,758	18,179,136	18,179,136
Grand Total			328,188,918	318,010,730	402,239,936	272,695,169



Wanee Piyabongkarn
Chief

Contribution Accounting and Donor Financial Reporting Branch

Columns Definition

Needs Based Plan

Latest annual approved version of operational needs as of December of the reporting year. WFP's needs-based plans constitute an appeal for resources to implement operations which are designed based on needs assessments undertaken in collaboration with government counterparts and partners

Implementation Plan

Implementation Plan as of January of the reporting period which represents original operational prioritized needs taking into account funding forecasts of available resources and operational challenges

Available Resources

Unspent Balance of Resources carried forward, Allocated contribution in the current year, Advances and Other resources in the current year. It excludes contributions that are stipulated by donor for use in future years

Expenditures

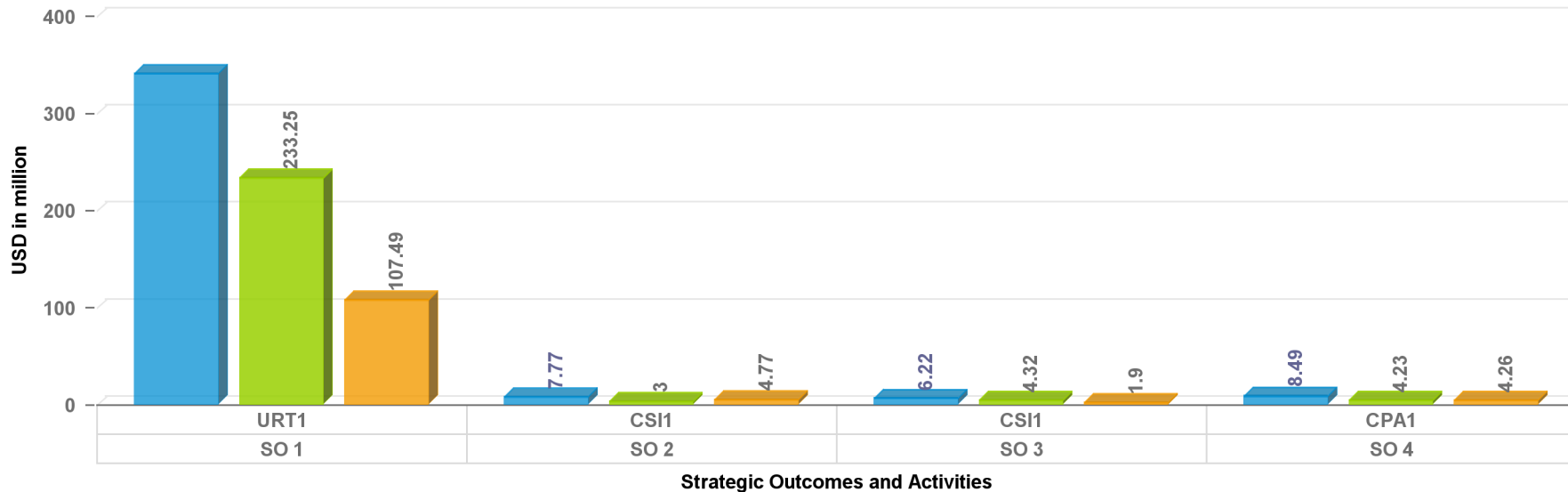
Monetary value of goods and services received and recorded within the reporting year

Annual Country Report

Bangladesh Country Portfolio Budget 2022 (2022-2026)

Cumulative Financial Overview as at 31 December 2022 (Amount in USD)

Cumulative CPB Overview



■ Allocated Resources ■ Expenditures ■ Balance of Resources

Code	Strategic Outcome
SO 1	Populations affected by crisis in Bangladesh are able to meet basic food, nutrition, and other essential needs during and after the crisis.
SO 2	The nutrition needs of women, children and vulnerable groups in Bangladesh are met through national institutions that have enhanced capacities to design and implement gender- and nutrition-sensitive social safety net programmes by 2026.
SO 3	Vulnerable communities in Bangladesh are more resilient to shocks and natural disasters through enhanced national disaster management capacity, and flexible, nutrition- and gender-sensitive social safety net programmes by 2026.
SO 4	Vulnerable crisis-affected populations in Bangladesh benefit from enhanced coordination and improved common services during and after crises.
Code	Country Activity - Long Description
CPA1	Provide coordination and common services to humanitarian and development partners and government.
CS1	Assist national institutions and communities in strengthening their capacity to implement inclusive, responsive and nutrition- and gender-sensitive safety net programmes and in disaster risk preparedness and response to protect the food security and nutrition of vulnerable populations.
CS1	Support national institutions to strengthen their capacity to design and implement inclusive and nutrition- and gender-sensitive safety net programmes to meet the nutrition needs of women, children and vulnerable groups.
URT1	Provide food, nutrition, and self-reliance assistance to crisis-affected populations.

Annual Country Report

Bangladesh Country Portfolio Budget 2022 (2022-2026)

Cumulative Financial Overview as at 31 December 2022 (Amount in USD)

Strategic Result	Strategic Outcome	Activity	Needs Based Plan	Allocated Contributions	Advance and Allocation	Allocated Resources	Expenditures	Balance of Resources
1	Populations affected by crisis in Bangladesh are able to meet basic food, nutrition, and other essential needs during and after the crisis.	Provide food, nutrition, and self-reliance assistance to crisis-affected populations.	247,241,908	340,741,961	0	340,741,961	233,249,265	107,492,696
		Non Activity Specific	0	220,251	0	220,251	0	220,251
	Non SO Specific	Non Activity Specific	0	513,133	0	513,133	0	513,133
Subtotal Strategic Result 1. Everyone has access to food (SDG Target 2.1)			247,241,908	341,475,344	0	341,475,344	233,249,265	108,226,080
2	The nutrition needs of women, children and vulnerable groups in Bangladesh are met through national institutions that have enhanced capacities to design and implement gender- and nutrition-sensitive social safety net programmes by 2026.	Support national institutions to strengthen their capacity to design and implement inclusive and nutrition- and gender-sensitive safety net programmes to meet the nutrition needs of women, children and vulnerable groups.	8,776,716	7,768,873	0	7,768,873	3,001,773	4,767,100
Subtotal Strategic Result 2. No one suffers from malnutrition (SDG Target 2.2)			8,776,716	7,768,873	0	7,768,873	3,001,773	4,767,100

This computer generated report is certified by the Chief of Contribution Accounting and Donor Financial Reporting Branch (FINC)

Annual Country Report

Bangladesh Country Portfolio Budget 2022 (2022-2026)

Cumulative Financial Overview as at 31 December 2022 (Amount in USD)

Strategic Result	Strategic Outcome	Activity	Needs Based Plan	Allocated Contributions	Advance and Allocation	Allocated Resources	Expenditures	Balance of Resources
4	Vulnerable communities in Bangladesh are more resilient to shocks and natural disasters through enhanced national disaster management capacity, and flexible, nutrition- and gender-sensitive social safety net programmes by 2026.	Assist national institutions and communities in strengthening their capacity to implement inclusive, responsive and nutrition- and gender-sensitive safety net programmes and in disaster risk preparedness and response to protect the food security and nutrition of vulnerable populations.	11,285,432	6,221,783	0	6,221,783	4,323,359	1,898,423
Subtotal Strategic Result 4. Food systems are sustainable (SDG Target 2.4)			11,285,432	6,221,783	0	6,221,783	4,323,359	1,898,423
8	Vulnerable crisis-affected populations in Bangladesh benefit from enhanced coordination and improved common services during and after crises.	Provide coordination and common services to humanitarian and development partners and government.	29,123,415	8,489,718	0	8,489,718	4,228,137	4,261,582
Subtotal Strategic Result 8. Sharing of knowledge, expertise and technology strengthen global partnership support to country efforts to achieve the SDGs (SDG Target 17.16)			29,123,415	8,489,718	0	8,489,718	4,228,137	4,261,582
	Non SO Specific	Non Activity Specific	0	2,856,148	0	2,856,148	0	2,856,148
Subtotal Strategic Result			0	2,856,148	0	2,856,148	0	2,856,148
Total Direct Operational Cost			296,427,471	366,811,866	0	366,811,866	244,802,534	122,009,332
Direct Support Cost (DSC)			13,590,114	17,488,835	0	17,488,835	9,953,400	7,535,435

This computer generated report is certified by the Chief of Contribution Accounting and Donor Financial Reporting Branch (FINC)

Annual Country Report

Bangladesh Country Portfolio Budget 2022 (2022-2026)

Cumulative Financial Overview as at 31 December 2022 (Amount in USD)

Strategic Result	Strategic Outcome	Activity	Needs Based Plan	Allocated Contributions	Advance and Allocation	Allocated Resources	Expenditures	Balance of Resources
		Total Direct Costs	310,017,585	384,300,701	0	384,300,701	254,755,934	129,544,767
		Indirect Support Cost (ISC)	18,171,333	22,291,755		22,291,755	22,291,755	0
		Grand Total	328,188,918	406,592,456	0	406,592,456	277,047,689	129,544,767

This donor financial report is interim



Wannee Piyabongkarn
Chief

Contribution Accounting and Donor Financial Reporting Branch

Columns Definition

Needs Based Plan

Latest approved version of operational needs. WFP's needs-based plans constitute an appeal for resources to implement operations which are designed based on needs assessments undertaken in collaboration with government counterparts and partners

Allocated Contributions

Allocated contributions include confirmed contributions with exchange rate variations, multilateral contributions, miscellaneous income, resource transferred, cost recovery and other financial adjustments (e.g. refinancing). It excludes internal advance and allocation and contributions that are stipulated by donor for use in future years.

Advance and allocation

Internal advanced/allocated resources but not repaid. This includes different types of internal advance (Internal Project Lending or Macro-advance Financing) and allocation (Immediate Response Account)

Allocated Resources

Sum of Allocated Contributions, Advance and Allocation

Expenditures

Cumulative monetary value of goods and services received and recorded within the reporting period

Balance of Resources

Allocated Resources minus Expenditures