



World Food  
Programme

SAVING  
LIVES

CHANGING  
LIVES

# **Burkina Faso**

## Annual Country Report 2022

---

Country Strategic Plan  
2019 - 2025

# Table of contents

<b>Overview</b>	<b>3</b>
<b>Context and operations</b>	<b>7</b>
RISK MANAGEMENT	8
<b>Partnerships</b>	<b>9</b>
<b>CSP Financial Overview</b>	<b>11</b>
<b>Programme performance</b>	<b>16</b>
STRATEGIC OUTCOME 01	16
STRATEGIC OUTCOME 02	19
STRATEGIC OUTCOME 03	22
STRATEGIC OUTCOME 04	25
STRATEGIC OUTCOME 05	28
STRATEGIC OUTCOME 06	30
<b>Cross-cutting results</b>	<b>32</b>
PROGRESS TOWARDS GENDER EQUALITY	32
PROTECTION AND ACCOUNTABILITY TO AFFECTED POPULATIONS	33
ENVIRONMENT	35
<b>Localizing nutrition solutions</b>	<b>36</b>
<b>Data Notes</b>	<b>38</b>
<b>Annex</b>	<b>40</b>
REPORTING ON BENEFICIARY INFORMATION IN WFP'S ANNUAL COUNTRY REPORTS	40
<b>Figures and Indicators</b>	<b>41</b>
WFP CONTRIBUTION TO SDGS	41
BENEFICIARIES BY SEX AND AGE GROUP	41
BENEFICIARIES BY RESIDENCE STATUS	42
BENEFICIARIES BY PROGRAMME AREA	42
ANNUAL FOOD TRANSFER (MT)	42
ANNUAL CASH BASED TRANSFER AND COMMODITY VOUCHER (USD)	43
STRATEGIC OUTCOME AND OUTPUT RESULTS	45
CROSS-CUTTING INDICATORS	60

# Overview

**The World Food Programme's humanitarian response in Burkina Faso remained one of the biggest operations in Western Africa.** Largely driven by the escalating armed conflict between government forces and non-state armed groups, humanitarian needs reached unprecedented highs with 4.9 million people [1] - almost a quarter of the population - requiring humanitarian assistance in 2022. At the peak of the June-August lean season, almost 3.5 million Burkinabè people [2] were facing crisis or emergency levels of acute food insecurity. Continuously rising since 2018, the displacement crisis in Burkina Faso is one of the fastest growing in the world. By the end of the year, almost 1.9 million people [3] - mostly women and children - were forced to flee violence. In response to the dire humanitarian situation, WFP continued to target the most vulnerable, providing them with unconditional life-saving food and nutrition assistance.

**The donor community's strong commitment to responding to the crisis allowed WFP to mobilize a record level of resources in 2022.** Indeed, WFP's Country Strategic Plan (CSP) in Burkina Faso was funded at over 100 percent of its annual needs-based plan - a significant improvement compared to 2021 when only 65 percent of requirements were met. By the end of the year, this favourable resource situation enabled WFP to begin the deployment of additional helicopters to deliver more assistance to more crisis-affected people in hard-to-reach areas inaccessible by road. More broadly, however, the food security pillar of the 2022 Humanitarian Response Plan remained underfunded at 65 percent [4].

**The difficult operating environment continued to hinder the delivery of relief assistance** to those who needed it the most. Indeed, humanitarian access constraints persisted - and even deteriorated - due to the ongoing conflict, rampant insecurity, the threat of improvised explosive devices on major roads, the multiplication of areas besieged by non-state armed groups, as well as government regulations and movement restrictions [5]. The Government's aid delivery convoys were attacked on several occasions, resulting in large-scale fatalities. Regrettably, limited or lack of access to people in need led to a dire humanitarian situation in several areas of the country, pushing thousands of women, men, girls and boys into famine-like conditions (IPC 5). While bolstering its access negotiations, WFP safeguarded a needs-based humanitarian action in line with the principles of humanity, impartiality, neutrality, and operational independence.

**In 2022, WFP reached nearly 2.1 million women, men, girls and boys across its activities in Burkina Faso** - fewer than in 2021 when over 2.4 million people received WFP assistance. Women and girls represented 52 percent of those assisted. WFP reached more internally displaced persons (IDPs) than planned, accounting for 42 percent of total beneficiaries. As in previous years, saving lives remained WFP's highest priority. Indeed, the provision of life-saving unconditional resource transfers comprised the largest programme area, with 1.3 million people receiving such assistance. Targeting children aged 6-59 months, as well as pregnant and lactating women and girls (PLWG), WFP's malnutrition treatment and prevention programmes reached 198,000 and 140,000 vulnerable people respectively. Benefitting over 204,000 schoolchildren, WFP's school feeding activity remained essential for children's health and cognitive development, including those whose lives were disrupted by the conflict. In addition, WFP changed lives by building the resilience of vulnerable households and communities so that they can better withstand shocks and stressors, including climate change. Over 323,000 people benefitted from WFP's asset creation and livelihood activities which also contributed to social cohesion in areas where internal displacement put additional pressure on host communities' already limited resources. Lastly, WFP expanded the use of cash-based transfers (CBT), increasing the total transferred CBT amount by almost 80 percent from 2021.

**WFP continued to demonstrate its role as a key enabler of the wider humanitarian response** in Burkina Faso through the WFP-managed United Nations Humanitarian Air Service (UNHAS), as well as the WFP-led Logistics Cluster and the Information Technology Common Service Sector. UNHAS continued to provide safe and reliable passenger and light cargo air transport services. Importantly, this service represented the only viable solution to access several hard-to-reach areas due to rampant insecurity, and as such remained the backbone of the wider humanitarian response in Burkina Faso.

# 2,086,892

## Total beneficiaries in 2022



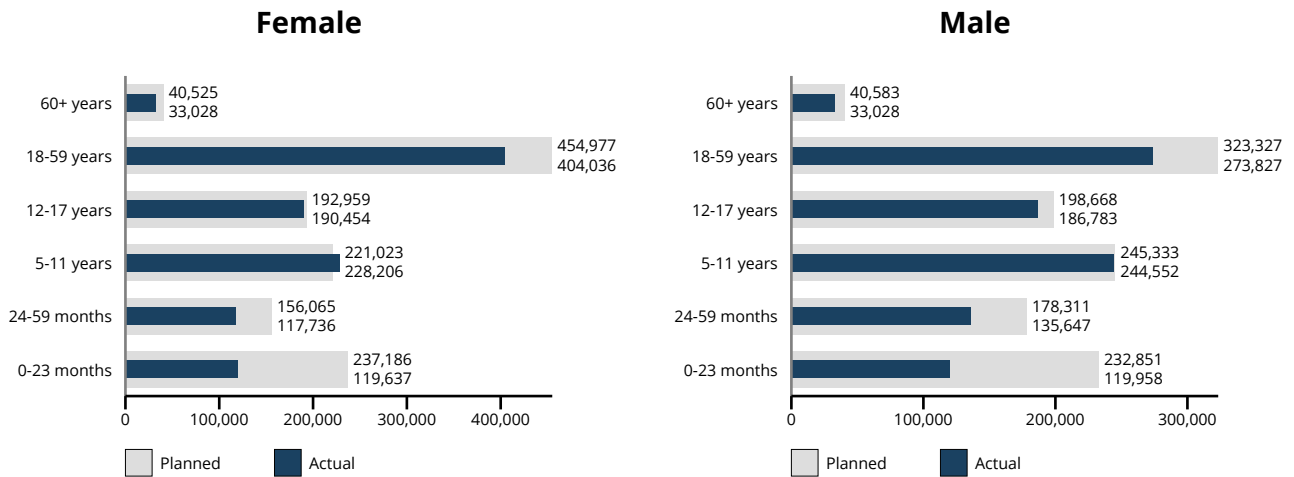
52% female



48% male

Estimated number of persons with disabilities: 25,416 (51% Female, 49% Male)

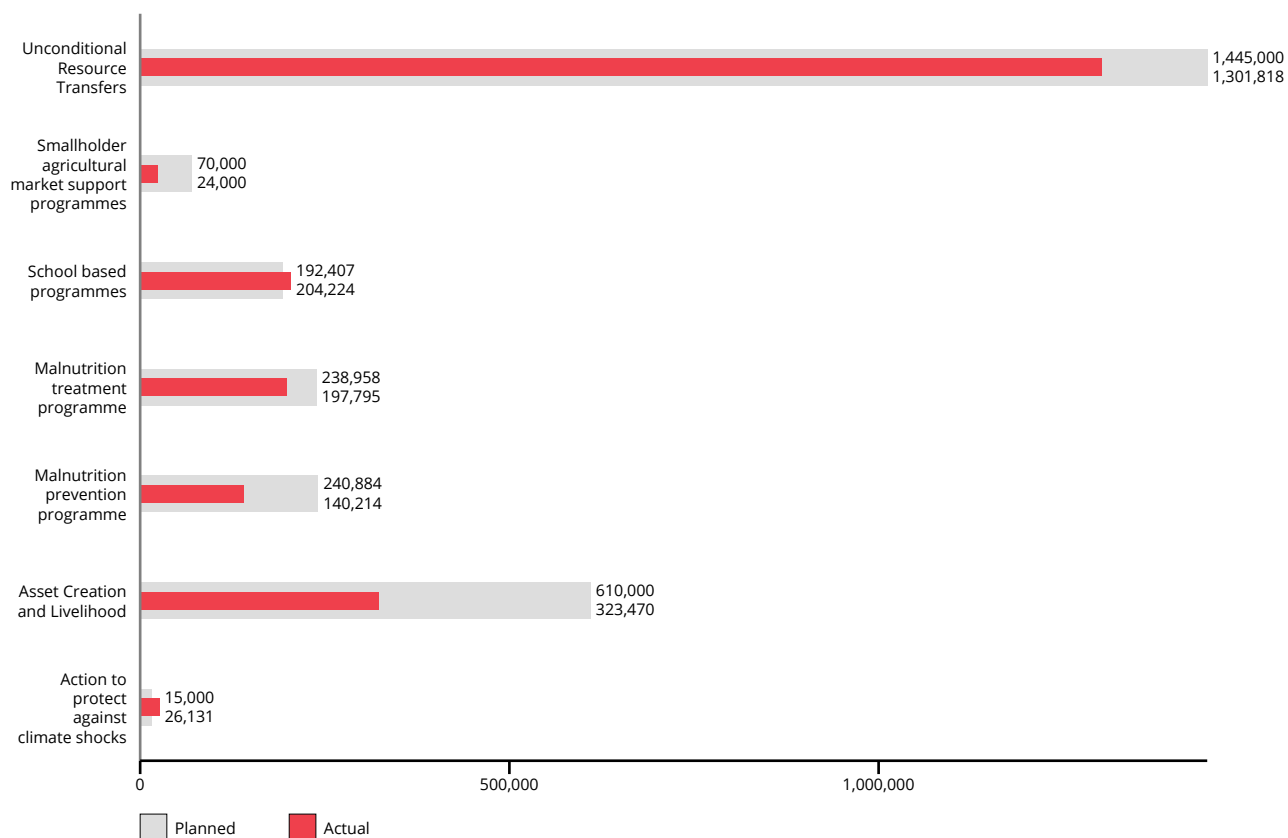
### Beneficiaries by Sex and Age Group



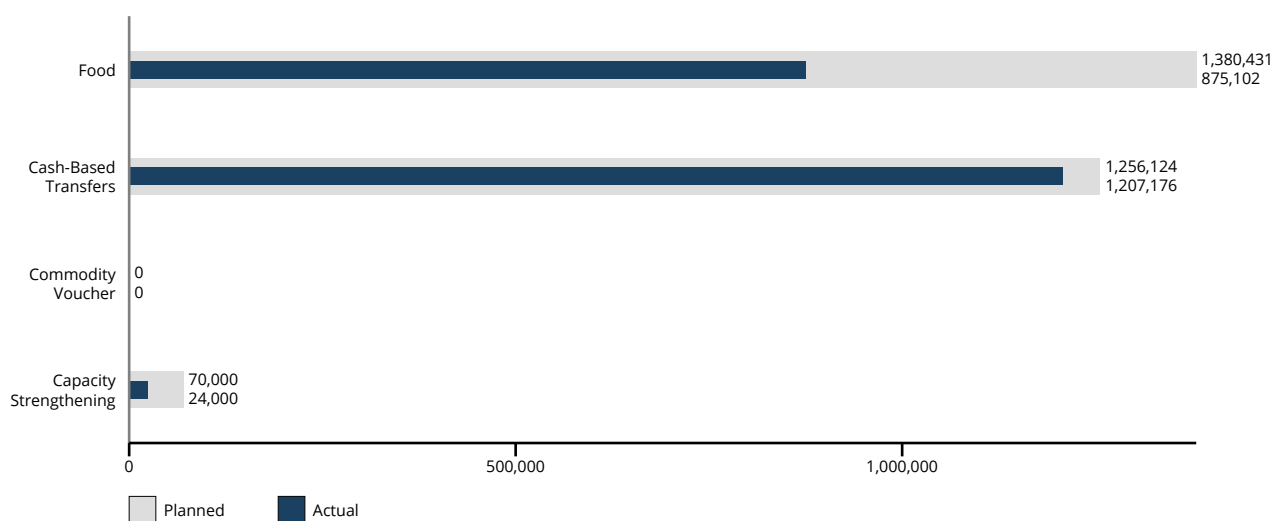
### Beneficiaries by Residence Status



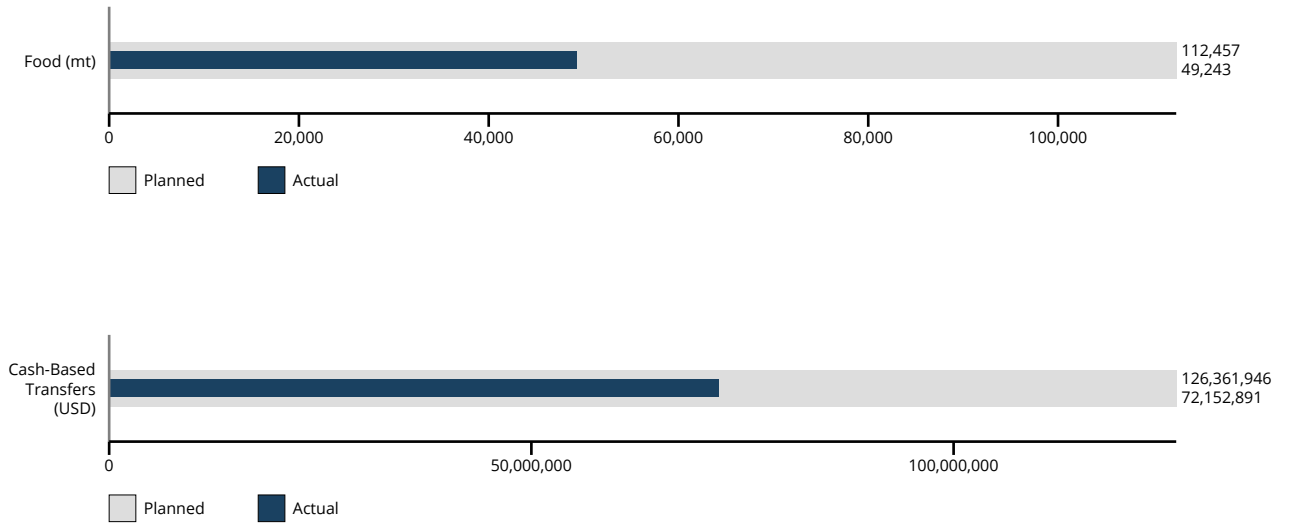
## Beneficiaries by Programme Area



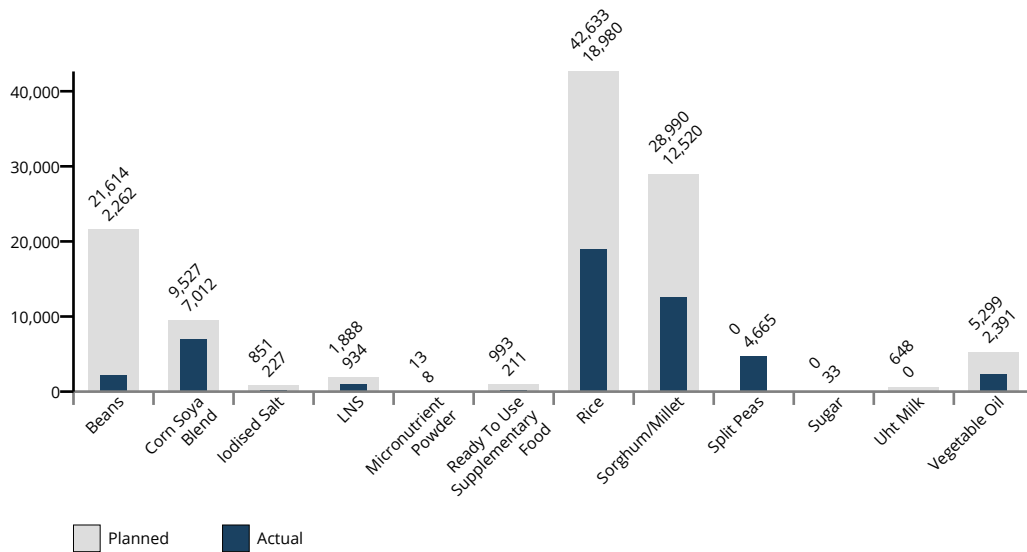
## Beneficiaries by Modality



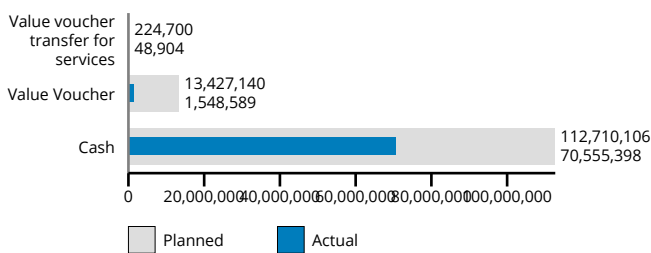
### Total Transfers by Modality



### Annual Food Transfer (mt)



### Annual Cash Based Transfer and Commodity Voucher (USD)



# Context and operations



**Once a peaceful country, Burkina Faso has seen its security situation drastically deteriorate since 2019.** The country is immersed in a prolonged multidimensional crisis across the security, political, socio-economic and humanitarian spheres. In 2022, violence continued to escalate with a rising number of attacks targeting the civilian population. The conflict triggered one of the fastest growing displacement crises in the world [1], with over 1.8 million people - almost 10 percent of the population - officially displaced as of December 2022. This is a staggering increase from the same period in 2018 when the country counted fewer than 50,000 internally displaced persons. In this unprecedented humanitarian crisis, 4.9 million people [2] needed humanitarian assistance in 2022. Exposed to a plethora of protection risks, women and children continued to bear the brunt of the crisis, accounting for 60 percent of those forced to flee their homes.

**In 2022, widespread armed violence deprived millions of people of basic social services,** including primary health care and education. Indeed, 20 percent of formal schools were forced to close, depriving one million children of formal education [3]. Moreover, two million people - including 400,000 children under five years of age - lost their access to health services as over 600 health facilities either closed completely or provided minimum services [4]. Tragically, an estimated 840,000 people [5] were trapped in areas besieged by non-state armed groups. In these locations, communities had extremely limited access to basic services, food commodities, medical supplies and water resources, and therefore remained entirely dependent on humanitarian assistance. The deliberate destruction of water points by armed groups led to critical water scarcity. Exacerbating this situation, blockaded communities could not physically reach fields and grazing areas without risking their lives, making agricultural and pastoral activities impossible and leading to reduced cereal production.

**Besides insecurity, poverty and climate change remained major factors that drove hunger and malnutrition.** The country ranks 184th out of 191 countries in the 2021 Human Development Index [6], and 40 percent of the population lives below the poverty line [7]. As other countries in the Sahel, Burkina Faso is in the front line of the climate crisis, with temperatures rising at 1.5 times the global average [8]. Rising food prices, partly driven by the Ukraine-Russia war, continued to erode people's purchasing power [9].

**In 2022, hunger and malnutrition reached a level which had not been seen before in Burkina Faso.** During the June-August lean season - the most critical period of the year when food stocks are depleted - almost 3.5 million people [10] were acutely food insecure. By the end of the year, over 2.6 million people [11] were facing acute food insecurity (IPC phase 3-5), representing an almost 60 percent increase compared to the same period in 2021. Worryingly, over 1,800 people were facing catastrophic levels of acute food insecurity (IPC phase 5) - a number which is projected to increase to 20,000 people during the 2023 lean season if timely action is not taken. Malnutrition rates remained equally

worrying. The nutritional status of children under five years of age, and pregnant and lactating women and girls (PLWG) particularly deteriorated in areas affected by the displacement crisis, with global acute malnutrition (GAM) rates exceeding the World Health Organization's emergency threshold of 15 percent [12] in two communes, while reaching high levels in several areas in the regions of Sahel, Centre-Nord, Est, and Nord. Projections until mid-2023 warn that 400,000 children under five and 80,000 PLWG will likely suffer from acute malnutrition [13].

**Humanitarian access constraints continued to hinder the delivery of life-saving assistance** to those who needed it the most, especially in blockaded areas. Although WFP and the humanitarian community continued to advocate for unimpeded access to all populations in need in line with the humanitarian principles, several crisis-affected areas in Sahel, Nord, and Est regions remained inaccessible by road. Consequently, delivering life-saving assistance by air often remained the only solution to reach government-controlled areas under armed group blockade - although WFP's airlift capacity could not match the scale of the food and nutrition needs, prompting the deployment of additional helicopter assets to Burkina Faso. Even in accessible areas, rampant insecurity and administrative impediments hampered the implementation of activities, often resulting in delays in food deliveries and distributions. In a complex risk landscape, WFP's risk mitigation measures remained crucial for managing its operations and ensuring the safety and security of its staff, partners and beneficiaries.

**WFP's Country Strategic Plan 2019-2023 in Burkina Faso aims to achieve six strategic outcomes.** Contributing to Sustainable Development Goal 2 (Zero Hunger), strategic outcomes 1 to 4 aim to provide life-saving food and nutrition assistance to crisis-affected populations; ensure the access of schoolchildren to adequate and nutritious food; improve the nutrition status of vulnerable populations, including children aged 6-59 months and PLWG; and build the resilience of smallholder farmers and rural communities. Contributing Sustainable Development Goal 17 (Partnerships), strategic outcome 5 seeks to strengthening the capacities of national institutions; while strategic outcome 6 provides common logistics, telecommunications and transport services to enable humanitarian and development partners to access and operate in targeted areas.

**In 2022, WFP commissioned an independent evaluation of its Country Strategic Plan (CSP) 2019-2023 in Burkina Faso.** Expected to be finalised in 2023, the evaluation's findings and recommendations will inform WFP's future programming in the country, including its extended CSP 2019-2025.

## Risk Management

WFP operations took place in a highly complex risk landscape characterized by political volatility, and rising insecurity and violence. Indeed, 2022 saw two military takeovers, the multiplication of social protests, and persisting constraints on humanitarian access, hampering the implementation of WFP activities.

To mitigate these risks, WFP relied on its business continuity plan and programme criticality framework which prioritized emergency activities to ensure that most essential services and activities were not disrupted. WFP continued to implement its access strategy to gain access to hard-to-reach areas. By the end of 2022, WFP began augmenting its air transport capacity to reach areas inaccessible by road, and started setting up a dedicated fleet of trucks. Moreover, when conditions allowed, WFP used cash-based transfers to reach beneficiaries in hard-to-reach areas, while ensuring that this did not create protection risks.

Risks related to the security of WFP staff, partners and beneficiaries remained high [14]. Therefore, WFP implemented comprehensive security risk management, and used third-party monitors in areas unreachable by its own staff. Despite WFP's strict adherence to security protocols and its cooperation with the civil-military coordination platform, trucks carrying WFP food commodities were diverted by armed groups on multiple occasions.

Reliance on secondary sources of beneficiary data provided by the National Council for Emergency Relief and Rehabilitation (CONASUR) increased the risk of erroneous inclusion, beneficiary duplication or fraudulent lists. WFP initiated an internal data working group to work on data quality, protection and management. Furthermore, WFP made progress in digitalizing beneficiary data with the use of its electronic platform SCOPE which enables WFP to register beneficiaries, confirm their identities, and ensure that assistance was distributed to the people to whom it was intended. WFP also worked with CONASUR to set up a data management framework that meets the standards for the protection of personal data.



# Partnerships

**In line with Sustainable Development Goal 17, working in partnership with a wide range of stakeholders remained at the core of WFP's efforts to save lives and change lives in Burkina Faso.** In 2022, WFP strengthened its relationship with existing partners, while also engaged with new actors to achieve its food and nutrition security objectives across the humanitarian-development-peace nexus.

Comprised of national entities, United Nations (UN) agencies, international financial institutions, donor governments, local and international non-governmental organisations (NGOs), and research institutes, **WFP's solid partnership framework in Burkina Faso was an important enabler for immediate relief assistance as well as long-term durable solutions aimed at achieving zero hunger by 2030.** Importantly, partnerships enabled WFP to mobilize financial resources and technical expertise, enhance operational efficiency and effectiveness, and forge programmatic synergies with other actors. Regular consultations with the donor community were essential to raising awareness on the dire humanitarian situation in the country, including the serious constraints hindering humanitarian access to people in need.

**While political volatility and two military takeovers reduced the engagement with government authorities, WFP maintained its technical-level collaboration with national entities,** based on a strict adherence to the humanitarian principles of humanity, impartiality, neutrality and operational independence. At the same time, WFP strengthened the capacities of national responders to further localize humanitarian action in Burkina Faso. In 2022, almost 90 percent of WFP's cooperating partners were national.

**In addition to working with all relevant ministries and national agencies, WFP also played an important role in shaping the country's food security strategy** as a permanent member of Burkina Faso's National Food Security Council (*Conseil National de Sécurité Alimentaire* - CNSA). Furthermore, as part of its service provision agreement signed with the Government of Burkina Faso, WFP supported the World Bank-financed Emergency Territorial Development and Resilience Project (*Projet d'Urgence de Développement Territorial et de Résilience* - PUDTR) by replenishing national food security stocks. In 2022, WFP procured 32,000 metric tons of food commodities from local, regional and international markets when conditions were the most favourable. Destined for the National Strategic Food Reserve Agency (*Société nationale de gestion du stock de sécurité alimentaire* - SONAGESS) and the National Council for Emergency Assistance and Rehabilitation (*Conseil national de secours d'urgence et de réhabilitation* - CONASUR), the procured food will support the national response to the unfolding food security crisis. In the second stage of the project, to be implemented in 2023, WFP will locally procure additional 38,000 metric tons of food, of which 15,000 will be procured from farmers' organizations if 2022/2023 harvest quantities allow.

**WFP continued to work closely with other UN agencies, in particular the United Nations Children's Fund (UNICEF), the Food and Agriculture Organization of the United Nations (FAO), the United Nations High Commissioner for Refugees (UNHCR), and United Nations Development Programme (UNDP).** In 2022, WFP and other participating UN agencies began to implement a joint programme in support of the Permanent Secretariat of the Presidential Initiative "provide each child of school age at least one balanced meal a day". Piloted across six regions, the integrated programme promotes a home-grown school feeding model which facilitates the supply of schools with varied, nutritious and sufficient school meals by supporting local food production, processing and conservation. In 2022, the collaboration between WFP and UNICEF was deepened and extended to new areas. Notably, their joint programme - targeting areas affected by insecurity and internal displacement - provided daily hot meals in primary schools that hosted schoolchildren who had been displaced by the conflict. Furthermore, the two UN agencies worked with regional health directorates to strengthen their capacities to manage the supply chain of specialised nutritious foods, including their storage and transport to crisis-affected communities. WFP continued to work closely with UNHCR in assisting internally displaced persons, and with FAO in the area of resilience building as part of the Joint Programme for the Sahel in Response to the Challenges of COVID-19, Conflict and Climate Change (SD3C). Lastly, to mitigate the impact of a possible drought on vulnerable, at-risk communities, WFP and other United Nations agencies established an anticipatory action framework which would have provided a package of pre-identified anticipatory actions in case of a forecasted drought [1].

**In 2022, WFP continued to support the wider humanitarian response in Burkina Faso by co-leading the Food Security Cluster jointly with FAO, and also became the co-lead of the Cash Working Group** to provide technical support and enhance the coordination of cash assistance interventions in the country.

**WFP's engagement with international financial institutions continued in 2022.** Thanks to its partnership agreement with the World Bank, WFP continued to support the Government of Burkina Faso in strengthening its food system, expanding the current national social protection system, and building its social registry (*Registre Social Unifié* - RSU) based on a holistic adaptive social protection (ASP) approach. This support included the facilitation of south-south

learning missions and knowledge exchange, the establishment of ASP inter-ministerial committees, and co-chairing the task force on the unified social registry. Moreover, WFP and the World Bank supported the revision of the minimum expenditure basket (MEB) which adjusted the transfer value received by households through the national safety nets project as part of the lean season response. Supporting the Government to implement the World Bank-funded Emergency Territorial Development and Resilience Project (*Projet d'Urgence de Développement Territorial et de Résilience*), WFP provided cash transfers to the most vulnerable households to cover their basic food and nutrition needs during the 2022 lean season.

**In 2022, 98 percent of WFP's assistance to beneficiaries was provided through cooperating partners.** In Burkina Faso, WFP has agreements with 77 partners, including 47 international and national NGOs, and 30 national entities. Thanks to their local knowledge, operational agility and close relationship with the affected communities, WFP's cooperating partners were essential to the success of interventions across all programme areas. Promoting the localisation of the humanitarian response, WFP continued to invest in national cooperating partners through capacity strengthening activities on various topics, including funds management and reporting.

# CSP Financial Overview

**Thanks to WFP's resource mobilization and the donor community's commitment to respond to the humanitarian crisis in Burkina Faso, WFP received substantial contributions to fund its operations** - both life-saving and resilience activities. With USD 374 million in available contributions, WFP's Country Strategic Plan (CSP) 2019-2023 was funded at over 100 percent of its annual needs-based plan. This is a significant improvement compared to 2021 when only 65 percent of the funding requirements were met.

**By the end of 2022, four of the six strategic outcomes (SO) were fully funded, with common services (SO6) showing the highest resourcing level**, attesting to the humanitarian community's rising needs for UNHAS, logistics and telecommunications services in Burkina Faso. The other two strategic outcomes - regular school feeding (SO2) and support to smallholder farmers (SO4) - were relatively well funded at 65 percent and 69 percent of their respective annual needs-based plans. While funding reached a high level by the end of 2022, WFP's annual expenditure stood at USD 211 million, representing 56 percent of available resources and over 100 percent of the implementation plan. The low expenditure level compared to available resources is due to various factors, including the late confirmation of funds, as well as access constraints which hindered the implementation of planned activities, especially in hard-to-reach areas.

**In Burkina Faso, WFP's top five donors were the USA, Germany, the European Commission, Burkina Faso and Canada**, whose generous contributions accounted for 80 percent of resources received in 2022. Most of the remaining contributions were provided by over a dozen government donors, reflecting a wide donor base.

**In 2022, 95 percent of contributions received were earmarked at the activity or strategic outcome level, preventing WFP from allocating resources from well-funded activities to underfunded ones.** Contributions were also subject to other forms of conditionality, including geographic and beneficiary targeting. Only five percent of contributions were allocated at the highest level of the CSP - a similar level compared to 2021. As the earmarking of contributions limits WFP's ability to allocate resources flexibly, WFP continued to advocate among donors to make their funding flexible.

Predictable multi-year funding is crucial for the success of resilience building programmes as transforming livelihoods requires sustained investment in the same communities over multiple years. **In 2022, WFP benefitted from multi-year funding from various donors, accounting for 15 percent of contributions received in 2022.**

**In 2022, WFP received more consistent contributions from donors to operationalize the humanitarian-development-peace nexus** by extending its integrated resilience approach towards buffer areas, thereby facilitating a programmatic shift towards prioritizing social cohesion and conflict prevention, especially between internally displaced persons and host communities.

Further enhancing its operational efficiency, **WFP continued to take advantage of corporate advance financing mechanisms to ensure the timely availability of funds and food commodities for its emergency response.** In 2022, WFP Burkina Faso received USD 11 million as a loan from the Immediate Response Account (IRA), received USD 65 million as advances of forecast contributions through the internal project lending facility [1], and made advance purchases through the Global Commodity Management Facility (GCMF) [2]. The use of GCMF allowed WFP to reduce lead times for food deliveries and purchase food commodities when market conditions were the most favourable, thus increasing the cost-efficiency of its operations. WFP continued to engage with donors to make their contributions eligible for advance financing. In 2022, such contributions represented 60 percent of funds confirmed during the year.

## Annual CSP Financial Overview by Strategic Outcome (Amount in USD)

	Needs Based Plan	Implementation Plan	Available Resources	Expenditure
SR 1. Everyone has access to food	 234,381,649	 146,729,447	 229,794,356	 144,908,405
SO01: Crisis affected populations, including refugees, IDPs and host communities in targeted areas are able to meet their basic food and nutrition needs during and in the aftermath of a crisis	 223,113,229	 141,147,302	 222,383,908	 142,742,198
Activity 01: Provide an integrated assistance package including food assistance (conditional and/or unconditional), school meals, and specialized nutritious food to refugees, IDPs, host population, children and PLW/Gs affected by climate shocks, conflicts and other disruptions	 223,113,229	 141,147,302	 221,861,819	 142,742,198
Non-activity specific	 0	 0	 522,089	 0
SO02: Food insecure populations including school-age children, in targeted areas have access to adequate and nutritious food all year-round	 11,268,419	 5,582,144	 7,410,447	 2,166,206
Activity 02: Provide school meals to vulnerable children during the primary school year, including take home rations for girls	 8,854,938	 4,886,477	 5,945,344	 1,885,583
Activity 03: Provide assistance through CBT to beneficiaries targeted by government social safety nets including capacity strengthening for adolescent girls	 2,413,481	 695,666	 1,050,125	 280,623
Non-activity specific	 0	 0	 414,978	 0

SR 2. No one suffers from malnutrition	8,170,787	6,904,980	13,618,745	5,562,137
SO03: Nutritionally vulnerable populations including children aged 6-59 months, pregnant and lactating women and girls (PLW/Gs), antiretroviral therapy (ART) clients, in targeted areas have improved nutritional status all year round.	8,170,787	6,904,980	13,618,745	5,562,137
Activity 04: Support beneficiaries through the provision of specialized nutritious food and integrated programmes (including SBCC) to manage acute malnutrition and prevent stunting	8,170,787	6,904,980	13,142,194	5,562,137
Non-activity specific	0	0	476,550	0
SR 4. Food systems are sustainable	47,910,532	26,745,999	33,061,025	6,683,101
SO04: Smallholder farmers and communities in targeted areas, including those affected by recurrent climate shocks, have more resilient livelihoods and sustainable food systems by 2023	47,910,532	26,745,999	33,061,025	6,683,101
Activity 05: Support targeted groups through livelihood and asset creation, gender-responsive and nutrition sensitive value chain development, weather insurance schemes, and innovative production technologies and practices	47,910,532	26,745,999	30,279,778	6,683,101
Non-activity specific	0	0	2,781,247	0
SR 5. Countries have strengthened capacity to implement the SDGs	1,434,128	944,944	1,701,468	545,186

SO05: National institutions have strengthened capacities to manage gender and shock-responsive systems, food security, nutrition and social protection programmes and policies by 2023	1,434,128	944,944	1,701,468	545,186
Activity 06: : Provide capacity-strengthening support including emergency response, early warning systems, supply chain, National P4P, weather insurance, nutrition-sensitive social safety net data collection and management, to national institutions and partners.	1,434,128	944,944	1,701,217	545,186
Non-activity specific	0	0	250	0
SR 8. Sharing of knowledge, expertise and technology strengthen global partnership support to country efforts to achieve the SDGs	17,092,728	6,684,281	63,206,374	32,123,547
SO06: Government, humanitarian and development partners in Burkina Faso have access to common services to access and operate in targeted areas throughout the year.	17,092,728	6,684,281	63,206,374	32,123,547
Activity 07: Provide on-demand services to the Government, humanitarian and development partners including logistics coordination as well as information sharing	10,024,800	2,000,000	47,504,490	22,562,718
Activity 08: Provide technical assistance through the Emergency Telecommunications Sector/cluster to National Disaster Management Offices and other relevant partners to strengthen emergency communication and coordination mechanisms.	1,530,600	350,887	655,290	300,522
Activity 09: Provide Humanitarian Air Services to National Disaster Management Offices and other relevant partners to access areas of humanitarian interventions.	4,858,421	4,058,119	13,601,525	8,627,804

Activity 10: Provide logistics expertise and coordination services to partners in absence of alternatives to ensure humanitarian assistance as well as other supply chain services in order to support effective and efficient humanitarian response.	678,907	275,274	1,445,067	632,501
Non-strategic result	0	0	3,979,778	0
Total Direct Operational Costs	308,989,825	188,009,653	341,381,969	189,822,379
Direct Support Costs (DSC)	10,103,373	9,499,999	14,705,805	7,271,978
Total Direct Costs	319,093,199	197,509,653	356,087,774	197,094,358
Indirect Support Costs (ISC)	20,068,139	12,701,558	14,384,159	14,384,159
Grand Total	339,161,338	210,211,212	374,451,713	211,478,517

# Programme performance

## Strategic outcome 01: Crisis affected populations, including refugees, IDPs and host communities in targeted areas are able to meet their basic food and nutrition needs during and in the aftermath of a crisis



**1.3 million people** - including over **802,400 internally displaced persons** and **13,800 Malian refugees** - received unconditional food assistance



**1.2 million people** assisted during the **2022 lean season** when 3.5 million people were facing emergency or crisis levels of acute food insecurity



WFP's **malnutrition prevention** assistance reached **75,100 children** aged 6-23 months and **55,660 pregnant and lactating women and girls**



**168,100 schoolchildren** (50 percent girls) received on-site hot meals and **22,600 schoolgirls** received monthly take-home rations



WFP's food assistance for assets (FFA) activities reached **28,800 people** to contribute to the **early recovery of crisis-affected communities**



**USD 69 million** transferred and **44,000 metric tons of food** distributed to beneficiaries as unconditional food assistance

Under Strategic Outcome 1, **WFP aimed to ensure that crisis-affected people were better able to meet their urgent food and nutrition needs.** In 2022, providing life-saving food and nutrition assistance to the most vulnerable women, men, girls, and boys affected by lean season hardship and the displacement crisis remained WFP's highest priority in Burkina Faso. Targeting the most vulnerable through a multi-sectoral approach, WFP's emergency response encompassed unconditional food assistance to internally displaced persons (IDPs), refugees and host communities; emergency nutrition assistance to children aged 6-23 months and pregnant and lactating women and girls (PLWG); as well as on-site hot meals and take-home rations in schools with internally displaced schoolchildren. Complementing its food and nutrition assistance, WFP's early recovery activities assisted crisis-affected communities in creating and rehabilitating key infrastructure.

Although WFP sought to extend its reach and sustain access to crisis-affected populations, **humanitarian needs remained largely unaddressed in several hard-to-reach areas** where humanitarian access was extremely limited or absent, leading to a dire humanitarian situation in which acute hunger and malnutrition reached unprecedented levels. Reaching these locations by air, albeit at a lower scale than needed due to limited airlift capacity, WFP's life-saving food and nutrition assistance was crucial to avert the further deterioration of the humanitarian situation.

**In 2022, humanitarian needs in Burkina Faso reached record highs compared to previous years.** Indeed, over 4.9 million people - a quarter of the country's population - were in need of humanitarian assistance [1]. The Cadre Harmonisé analysis showed that over 2.6 million people were acutely food insecure (IPC phase 3-5) by the end of 2022 - 60 percent higher than at the same time in 2021. Worryingly, over 1,800 people faced catastrophic levels of acute food insecurity (IPC phase 5) [2]. While the increase in food prices was a significant aggravating factor, the most important driver of hunger and malnutrition in Burkina Faso was violent conflict and internal displacement. By the end of 2022, violence forced 1.8 million Burkinabè people to flee their homes. Besides uprooting people, insecurity barred rural households from cultivating their lands, and also led to the closure of hundreds of health facilities and thousands of schools. Humanitarian needs were the most dramatic in areas blockaded by non-state armed groups, where trapped residents and IDPs could barely access essential necessities such as food and medical supplies, and were largely deprived of basic social services such as primary health care and education.



In this highly challenging operational environment, **WFP succeeded in delivering unconditional emergency assistance - in-kind food, cash-based transfers, or mixed - to 1.3 million people** to help them meet their basic food and nutrition needs. Reflecting the severity of the displacement crisis, internally displaced persons represented 40 percent of WFP beneficiaries in 2022.

Faced with an uncertain funding outlook and late confirmations of funding, **WFP implemented a prioritisation plan** which reduced rations for in-kind food assistance provided to IDPs and refugees, as well as people targeted during the lean season. This plan aimed to provide 75 percent food rations in IPC phase 4 (emergency) areas and hard-to-reach locations, and 50 percent food rations in IPC phase 3 (crisis) areas. As in the previous year, WFP continued to prioritize IDPs based on their vulnerability instead of status. Although this prioritisation allowed WFP to reach more people in need, the assistance was not sufficient to cover the standard food basket needs of beneficiaries, leading many of them to resort to negative coping strategies. The cash-based transfer (CBT) value was defined based on the gap between the households' own resources and the cost of a minimum expenditure basket (MEB), and aligned with the national safety nets project's transfer value. Provided in the form of direct cash or mobile money, WFP's CBT value (USD 11.25 per month for each beneficiary) covered 60 percent of the MEB.

In response to new waves of population displacement, WFP continued to support the National Council for Emergency Relief and Rehabilitation (CONASUR) in its coordinated efforts to **provide immediate assistance to newly displaced people**. As part of its rapid response interventions, WFP assisted almost 400,000 new IDPs, providing 100 percent food rations to fully cover beneficiaries' minimum daily caloric needs (2,100kcal/day/person) for a period of 15 days [3]. Following this rapid assistance, WFP continued to assist IDPs with 50 percent food rations for a period of three months, reaching a total of 802,400 IDPs during the year.

Furthermore, **WFP continued to assist Malian refugees** who mostly resided in the communes of Djibo and Dori. While WFP could reach beneficiaries in Dori on a regular basis, it was not able to access those residing in Djibo for more than ten months due to the blockade imposed by non-state armed groups around the town. In 2022, WFP assisted 13,800 Malian refugees (50 percent mixed ration for a period of twelve months) in collaboration with the Office of the United Nations High Commissioner for Refugees (UNHCR) and the National Commission for Refugees.

**Hunger and malnutrition were most severe during the June-August lean season** when food stocks accumulated during the preceding harvest were gradually depleted. Indeed, the Cadre Harmonisé analysis of March 2022 estimated that almost 3.5 million people faced crisis or emergency levels of acute food insecurity (IPC phase 3 or worse) during this critical period of the year. Coordinating its interventions with other humanitarian actors within the Food Security Cluster, WFP supported the Government's response plan and reached almost 1.2 million people with in-kind food, cash-based transfers or mixed assistance (providing 50 and 75 percent food rations and 100 percent CBT rations for a period of four months). This result represents only 65 percent of the planned 1.8 million people as the lack of humanitarian access to certain areas prevented WFP from reaching 600,000 people.

**Post-distribution monitoring (PDM) results for WFP's emergency assistance to IDPs and refugees, as well as the lean season assistance indicate that the food security status of beneficiaries remained fragile.** PDM results for WFP's assistance to IDPs indicate that the percentage of households with an acceptable food consumption score (FCS) remained at 37 percent in 2022 - a similar level as in 2021, but below the annual target of 80 percent. The monitoring results for WFP's assistance to refugees show that the percentage of households with an acceptable FCS remained at a similar level in 2022 (28 percent) as in the previous year, but also below the annual target of 80 percent. The percentage of households with an acceptable FCS among beneficiaries receiving lean season assistance stood at only 17 percent in 2022 - a smaller rate than in 2021. Nevertheless, the lean season assistance managed to reduce the share of households with poor FCS from 38 percent (2022 baseline) to 16 percent (2022 endline) in all targeted regions. As regards the use of livelihood-based coping strategies, the share of households using crisis and emergency coping strategies was reduced from 40 percent to 30 percent. The lack of regular humanitarian access to crisis-affected populations and the resulting significant delays in food distributions, the reduced ration sizes, and the sharing of assistance between beneficiaries and non-beneficiaries were among the key factors that limited food security outcomes among beneficiaries.

In addition to alleviating food insecurity, **WFP also sought to prevent acute malnutrition, mortality and morbidity among the most vulnerable**, and for this reason provided specialized nutritious foods (SNF) and vouchers to children aged 6-23 months and pregnant and lactating women and girls (PLWG). Delivered in synergy with general food assistance, malnutrition prevention assistance was provided during the lean season to the most vulnerable households based on a Household Economy Analysis (HEA), as well as throughout the year to internally displaced households [4]. Interventions also included screening activities for the early detection of malnutrition cases and their referral to health facilities, as well as nutrition messaging and education. In 2022, WFP's malnutrition prevention assistance reached 75,100 children aged 6-23 months and 55,660 pregnant and lactating women and girls.

The displacement crisis particularly affected children as they represented 60 percent of IDPs in 2022. As in previous years, **WFP continued to provide on-site hot meals and take-home rations (THR) in pre- and primary schools** with

at least 20 percent internally displaced schoolchildren in the crisis-affected regions of Boucle du Mouhoun, Centre-Nord, Est, Nord, and Sahel. The volatile security context posed significant operational challenges leading to delays in food deliveries, and at times prompted WFP to shift to take-home food rations instead of on-site meals. In 2022, over 168,100 schoolchildren (50 percent girls) were assisted across 548 schools. These children received daily nutritious breakfasts with Supercereal, as well as lunches composed of rice, beans, vegetable oil, and iodized salt. To promote girls' education, WFP provided monthly family take-home rations (10 kg of dry cereals per person) to almost 22,600 schoolgirls attending the two last classes of the primary school. To encourage their school attendance, girls were required to reach at least 80 percent attendance rates in class in order to receive their take-home rations. Overall, WFP reached almost 53,000 more schoolchildren than planned, and provided THR to almost 10,000 more schoolgirls than planned due to the rising number of displaced children enrolled in targeted schools.

In line with the humanitarian-development-peace nexus, **WFP's early recovery activities continued to build the resilience of IDPs and returnees** who were discharged from other forms of WFP assistance. Contributing to social cohesion in a context where IDP presence placed additional pressure on host communities' already scarce resources, WFP integrated host communities into the design and implementation of early recovery activities. Targeting the Sahel region, specifically the communes of Dori, Gorom-Gorom, and Djibo, WFP's food assistance for assets (FFA) activities reached 28,800 people, and brought benefits to the broader community. These activities included the sanitization and improvement of communal spaces such as markets, schools, and health centres, as well as the cleaning of road draining systems to protect homes and shelters from being flooded during the rainy season. Moreover, WFP trained over 500 people in compost production and vegetable gardening, and distributed 3,000 goats and livestock feed to 1,000 households.

### WFP GENDER AND AGE MARKER

CSP ACTIVITY	GAM MONITORING CODE
Provide an integrated assistance package including food assistance (conditional and/or unconditional), school meals, and specialized nutritious food to refugees, IDPs, host population, children and PLW/Gs affected by climate shocks and other disruption	3

## Strategic outcome 02: Food insecure populations including school-age children, in targeted areas have access to adequate and nutritious food all year-round



**36,000 schoolchildren**  
(51 percent girls)  
received nutritious  
meals in **186 schools**



conflict and violence forced  
over **6,200 schools to  
close**, depriving over **1  
million children** of their  
right to education



**4,000 schoolgirls** received  
**monthly take-home  
rations** (10 kg of dry  
cereals per person) to  
encourage girls' school  
attendance



**joint United Nations  
programme** launched in  
support of the presidential  
initiative to **provide each  
child of school age at  
least one balanced meal  
a day**



WFP's safety net and  
livelihood project reached  
**2,580 vulnerable  
adolescent girls** residing  
in the outskirts of  
Ouagadougou

### Activity 2.

**In Burkina Faso, school meals represent an essential safety net for vulnerable families and alleviate the economic burden on parents and caretakers to provide for their children.** Importantly, nutritious meals help reduce hunger and malnutrition among pupils, which in turn allows them to learn better. Furthermore, school feeding and take-home rations remain strong incentives for families to keep their children in school, consequently improving educational outcomes while also reducing the occurrence of child labour, forced marriage, early pregnancy, and gender-based violence, particularly among girls.

**Unfortunately, Burkinabè schoolchildren are deeply affected by the country's worsening security situation,** leaving them without access to education and school meals, with lasting negative effects on their health and cognitive development. As of December 2022, conflict and violence forced over 6,200 schools to close, depriving over one million children of their right to education. Internally displaced children are at an increased risk, as only 15 percent were enrolled in public schools by the end of 2022.

**It was in this challenging context that WFP continued to support the country's national school feeding strategy by providing daily hot meals to vulnerable boys and girls in pre- and primary schools** in collaboration with the Ministry of National Education, Literacy and Promotion of National Languages (*Ministère de l'éducation nationale, de l'alphabétisation et de la promotion des langues nationales* - MENAPLN). **Targeting the Sahel and Plateau-Central regions** due to their very low education and nutrition indicators, over 36,000 schoolchildren (51 percent girls) across 186 schools were assisted in 2022. These children received daily nutritious breakfasts with Supercereal and lunches composed of rice, beans, vegetable oil, and iodised salt. WFP provided monthly family take-home rations to more than 4,000 schoolgirls (10 kg of dry cereals per person) to promote girls' education. To encourage their school attendance, girls were required to reach at least 80 percent attendance rates in class to receive their take-home rations.

**While the annual needs-based plan of this activity was relatively well funded, certain annual output and outcome targets were not reached.** Notably, WFP could assist only half of the planned 73,000 schoolchildren due to school closures, lack of access to certain areas, internal population displacement, and the relocation of several schools to more secure areas. In contrast, WFP nearly reached its annual target for take-home rations, while the average number of school feeding days per month was achieved with 18 days. Evidencing the dramatic impact of insecurity and

household poverty on educational performance, monitoring data on outcome indicators showed mixed results. As regards the retention rate, the share of enrolled students who completed the school year was 67 percent - a similar level compared to 2020 but still below the annual target of 95 percent. The number of schoolchildren enrolled in WFP-assisted schools in 2022 increased by 24 percent compared to 2021 - higher than WFP's annual target of increasing enrolment by at least seven percent, although this increase was smaller than what had been observed from 2020 to 2021.

**As diversified and nutritious meals are essential for children's health and cognitive development, WFP continued to support the national school feeding and nutrition strategy 2021-2025** (*Stratégie nationale d'alimentation et de nutrition scolaire* - SNANS), notably by developing technical guidance on school menus based on prevailing eating habits and locally available products for each of the country's thirteen regions. Moreover, in 2022, WFP, in collaboration with the United Nations Children's Fund (UNICEF) and the Food and Agriculture Organization of the United Nations (FAO), began to implement a joint programme in support of the Permanent Secretariat of the Presidential Initiative "provide each child of school age at least one balanced meal a day" (*Secrétariat permanent de l'initiative présidentielle* - SP-IP). Piloted in the Plateau-Central region (provinces of Ganzourgou and Ouhimbé), the programme promotes a nutrition-sensitive home-grown school feeding (HGFS) model which facilitates the supply of school canteens with locally grown, fresh, diversified and nutritious school meals by supporting local food production, processing and conservation in surrounding communities. Based on a multi-sectoral approach, the programme aims to improve local agricultural production, forestry and fisheries, education, nutrition and water, sanitation and hygiene (WASH) in assisted schools. Moreover, the HGFS model stimulates local development as smallholder farmers gain access to predictable outlets for their produce, leading to stable incomes and greater growth potential. In 2022, WFP conducted awareness-raising activities among communities in the commune of Zorgho to map farmer cooperatives, processors and local distributors. This was combined with the construction of warehouse facilities near selected schools to reduce transport needs and costs and improve food quality through proper storage. In 2023, the HGFS will be rolled out in eight communes across six regions.

As part of its integrated resilience-building programme based on common geographical targeting to exploit programmatic synergies and maximise impact, **WFP and the decentralised services of the Ministry of Agriculture continued to support nutritious gardens** in 46 schools in the commune of Dori, the capital of the Sahel region. About 32 school gardens out of the 46 benefitted from water systems during the reporting year. Using their gardens, assisted schools produced various vegetables that were later consumed by their pupils, with annual production reaching almost six tons.

### Activity 3.

**In 2022, WFP continued to play an important role in supporting national safety nets** in line with its comparative advantages for vulnerability analysis and the design, implementation and evaluation of safety net programmes.

Implemented since March 2021 in collaboration with local NGO ASMADE and the Permanent Secretariat of the National Council for Social Protection, **the pilot phase of WFP's social safety net and livelihood project targeted 2,500 vulnerable girls residing in the outskirts of Ouagadougou**. Vulnerability surveys were carried out based on lists of vulnerable households provided by the Government and communal social services. The households selected had one or more girls aged between 9 and 19 - especially those who were not in school or who had dropped out -and/or included a person living with disability.

**This pilot ended in May 2022, reaching 1,440 households (representing 8,685 individuals), including 2,580 girls.** Beneficiary households received monthly cash-based transfers (CBT) of XOF 10,000 (equivalent to USD 20). Moreover, 240 young girls received vocational training of their choice. Of these girls, WFP provided installation kits to 70 percent of girls (aged 16-20 years), as well as equipment to the rest of the girls (aged 10-15 years) to continue their training until reaching legal working age. An evaluation of the project's results is underway to determine to what extent the project had reached its food and nutrition objectives and to serve as evidence to inform discussions on the continuation of the project in the current areas and the possible expansion to the peri-urban neighbourhoods of another town.

## WFP GENDER AND AGE MARKER

CSP ACTIVITY	GAM MONITORING CODE
Provide school meals to vulnerable children during the school year, including take home rations for girls	3
Provide CBT assistance to beneficiaries targeted by government social safety nets including capacity strengthening for adolescent girls	3

## Strategic outcome 03: Nutritionally vulnerable populations including children aged 6-59 months, pregnant and lactating women and girls (PLW/Gs), antiretroviral therapy (ART) clients, in targeted areas have improved nutritional status all year round.



almost half of the population **cannot afford a nutritious diet**



**malnutrition** is particularly widespread among **internally displaced persons**



**140,600 children** aged 6-59 months and **57,000 pregnant and lactating women and girls** were treated for moderate acute malnutrition



**social and behaviour change communication** activities on nutrition and feeding practices reached almost **60,000 people**



innovative CRIALCES project continued to **address chronic malnutrition** based on a food-systems approach, both on the supply and demand side



WFP continued to raise awareness on **infant and young child feeding practices** through **1,100 mothers' groups**

**Malnutrition remains a major public health challenge in Burkina Faso. The lack of access to nutritious diets is also a serious concern.** Indeed, according to the 2020 Fill the Nutrient Gap analysis [1], a nutritious diet was not affordable for almost half of the population. The prevalence of global acute malnutrition (GAM), underweight and chronic malnutrition among children under five years of age stood at 9.7 percent, 17.5 percent and 21.6 percent respectively in 2021. Malnutrition among women of reproductive age was estimated at 11.4 percent. According to the 2021 Demographic and Health Survey [2], the mortality rate among children under five years of age was 4.8 percent, meaning that out of every 1,000 live births 48 children did not reach their fifth birthday. Malnutrition is particularly widespread among internally displaced persons (IDPs). Indeed, the 2022 rapid SMART nutrition survey [3] covering twelve communes and localities across five regions with high concentrations of IDPs showed a worrying nutritional situation among children under five years of age.

**In Burkina Faso, malnutrition is driven by various - often interlinked - factors**, including poverty, volatile food prices, seasonal food scarcity, climate-related shocks, lack of diet diversity, poor infant and young child feeding (IYCF) practices, gender inequality, diseases like diarrhoea and malaria, and limited or lack of access to basic social services such as clean water, proper sanitation and primary health care - many of which were exacerbated by the escalating conflict and the ensuing internal displacement. The prolonged exposure to crisis significantly eroded people's assets, livelihoods and health, creating multiple pathways to aggravating their malnutrition.

**In 2022, WFP continued to prioritize support to vulnerable groups to increase their access to and consumption of healthy and diverse diets** with adequate amounts of nutrients and the right amount of energy. Balancing immediate responses with long-term solutions, WFP's nutrition-specific and nutrition-sensitive interventions continued to support national efforts to respond to immediate nutrition needs while also addressing the underlying causes of malnutrition, and sustainably promote vulnerable people's access to safe, healthy and adequate diets with a view to ending malnutrition in all its forms. Recognizing that people's nutrition status and resilience are mutually reinforcing, WFP ensured that nutrition remained an integral component of its resilience-building efforts based on the geographical convergence of multi-sectoral activities. Furthermore, as the prevention and treatment of acute malnutrition requires strong national systems and capacities at all levels, WFP continued to provide technical assistance to regional health structures, as well as community health workers to enable community-based solutions for malnutrition. Lastly, as demand is also a precondition for healthy and diverse diets, WFP provided social and behaviour change communication (SBCC) activities to promote optimal feeding practices and dietary diversity.

As a multi-sectoral challenge, malnutrition requires coordinated multi-sectoral solutions across various partners. To this end, **WFP worked with all relevant national and international actors on various strategic and operational coordination platforms**, including the Nutrition Cluster, the Technical Secretariat for Food and Nutrition (*Le Secrétariat*

*technique chargé de la multisectorialité pour la nutrition - ST-NUT*), and the National Nutrition Consultation Council (*Conseil national de concertation en nutrition - CNCN*). Furthermore, WFP continued to participate in a joint United Nations programme (WHO, UNICEF, FAO, UNFPA, UNDP) to prevent chronic malnutrition in Est region. In addition, WFP and FAO joined forces to build resilience, and improve the food and nutrition security of vulnerable agro-pastoral households in Nord region.

**In 2022, WFP's nutritional support continued in the form of malnutrition prevention and treatment, despite the limited functioning capacity of many health centres due to insecurity.** Targeting young children, as well as pregnant and lactating women and girls (PLWG), WFP's malnutrition treatment and prevention [4] programmes reached 198,000 and 140,000 people respectively. WFP concentrated efforts on the most vulnerable, targeting young children, as well as pregnant and lactating women and girls (PLWG).

**In 2022, WFP continued to treat moderate acute malnutrition (MAM) in Boucle du Mouhoun, Centre-Nord, Centre-Est, Nord, Est and Sahel regions** through the functional health facilities of the Ministry of Health in adherence to national protocols and directives. Moreover, in collaboration with the United Nations Children's Fund (UNICEF), WFP provided food rations to accompanying mothers of children suffering from severe acute malnutrition (SAM) hospitalised with medical complications. **In 2022, a total of 140,600 children aged 6-59 months and 57,000 PLWGs were detected and treated for MAM** with specialised nutritious foods (SNF). The MAM treatment programme coverage reached 61 percent of the eligible population - an acceptable rate in relation to the Nutrition Cluster's forecast caseload. However, MAM treatment performance indicators (recovery, default, non-response and mortality rates) show mixed results and geographical disparities due to insecurity which undermined WFP's ability to adequately supply health centres with SNF, while also barring crisis-affected communities from accessing vital care and treatment services. Critical shortfalls in the supply of SNF also negatively impacted performance. By the end of 2022, the recovery rate (95 percent) and default rate (4 percent) almost met their annual targets, while the indicators for non-response (0.7 percent) and mortality (0.2 percent) showed better rates than their respective targets.

**In addition to treating acute malnutrition, WFP also continued to work towards addressing the root causes of chronic malnutrition.** Evidence shows that chronic hunger and malnutrition undermine children's prospects of a productive life, leading to significant losses in national productivity and economic growth, and undermining the social and economic development of countries. To this end, WFP integrated nutrition into its resilience building programme. For example, through mothers' support groups (Learning and Monitoring Groups for Infant and Young Child Feeding Practices or in French *Groupe d'Apprentissage et de Suivi des Pratiques d'Alimentation du Nourrisson et du Jeune Enfants - GASPA*), WFP continued to raise awareness on infant and young child feeding (IYCF) practices, promoted the consumption of locally fortified nutritious infant foods, organized cooking demonstrations, delivered key SBCC messages on the topics of health, nutrition, and water, sanitation, and hygiene (WASH) [5]. In 2022, WFP supported 1,100 mothers' groups across the regions of Nord, Centre-Nord and Sahel, and in 90 percent of its resilience sites. Furthermore, WFP supported the production of nutritious vegetables to increase the diet diversity of vulnerable households and schoolchildren. Food assistance for assets (FFA) activities also included deworming support to participating mothers.

**In Boucle du Mouhoun and Centre-Nord regions WFP worked towards addressing chronic malnutrition through the World Bank-financed malnutrition prevention project** implemented in collaboration with the Direction de la Nutrition Directorate of Nutrition. In 2022, WFP provided lipid-based nutritional supplements (LNS) to almost 130,000 children aged 6-23 months (52 percent girls). Through this project, WFP aims to reduce by at least 50 percent the rate of chronic malnutrition among children aged 6-23 months. In Est region, the joint United Nations project implemented by WFP, WHO, UNICEF, FAO, UNFPA, and UNDP continued to fight chronic malnutrition. As part of this project, WFP provided diversified food to almost 12,000 children in 58 schools.

**In Sahel and Centre-Nord regions WFP continued to implement the Response to the Food Crisis in the Central Sahel (CRIALCES) project** - an innovative approach to improving the nutritional status of vulnerable women and children by increasing both the supply of and demand for locally produced, affordable, safe and nutritious foods. The project recognizes that eliminating chronic malnutrition is dependent on well-functioning food systems, and thus aims to improve local supply chains for nutritious foods (including foods fortified with vitamins and minerals), while also strengthening regulatory frameworks, including quality controls, and norms and standards for food processing. The project simultaneously strengthens the capacity of food producers and processors, and supports access to nutritious food by vulnerable communities. In 2022, WFP strengthened the crop storage and conservation capacities of ten farmers' organisations, provided technical assistance to support infant flour production units, and facilitated agricultural trade through the creation of economic interest groups. Furthermore, the CRIALCES project contributed to the prevention of malnutrition among 5,900 children aged 6-23 months and 3,600 PLWGs through the provision of vouchers. This was combined with social and behaviour change communication (SBCC) activities on nutrition and feeding practices, reaching almost 60,000 people (72 percent women). Monitoring findings indicated that the project contributed to improving the nutritional status of beneficiaries. In particular, the share of PLWG beneficiaries reaching a minimum diet diversity increased from 10 percent in 2020 to 30 percent in 2022.

For people living with HIV (PLHIV), good nutrition is essential for recovery and adherence to treatment. **As a cosponsor of the Joint United Nations Programme on HIV/AIDS (UNAIDS), WFP continued to support national efforts to improve the food security and nutrition status of PLHIV**, and enhance their access to inclusive social protection. Providing technical and financial support, WFP worked with the Permanent Secretariat of the National Council for Social Protection (*Secrétariat permanent du Conseil national pour la protection sociale* - SP-CNPS) and the Permanent Secretariat of the National Council for the Fight against AIDS and Sexually Transmitted Infections (*Secrétariat permanent du conseil national de lutte contre Sida et les infections sexuellement transmissibles* - SP-CNLS) to develop a roadmap which seeks to promote of equitable access of PLHIV to basic social services, improve monitoring systems to track progress in the fight against AIDS, and enhance evidence generation.

### WFP GENDER AND AGE MARKER

CSP ACTIVITY	GAM MONITORING CODE
Support beneficiaries through the provision of specialized nutritious food and integrated programmes ( including SBCC) to prevent and treat acute and chronic malnutrition	3



## Strategic outcome 04: Smallholder farmers and communities in targeted areas, including those affected by recurrent climate shocks, have more resilient livelihoods and sustainable food systems by 2023

### FFA

#### food assistance for assets activities

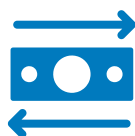
continued to build and rehabilitate productive assets, reaching more than **314,000 people** across **159 villages**



**8,200 hectares of degraded land were restored** for agricultural and pastoral purposes



**24,000 smallholders and small-scale food processors** supported to enhance agricultural productivity and improve livelihoods



**21,100 climate-vulnerable people** benefited from climate insurance payouts through WFP's ARC Replica policy



**179,600 vulnerable individuals covered by macroinsurance** against weather-related shocks in anticipation of the **2022/23 agricultural season**

**Zero hunger cannot be achieved without addressing the underlying causes of food insecurity and malnutrition. To this end, WFP continued to support vulnerable people in building their resilience to shocks and stressors**, including climate change, environmental degradation, food price volatility, economic uncertainty, demographic pressure, and conflict. In Burkina Faso's worsening humanitarian, socio-economic and security context, building the resilience of vulnerable households, communities and food systems is essential for safeguarding hard-earned development gains, preventing human suffering, minimizing the loss of livelihoods, gradually decreasing reliance on short-term humanitarian assistance, and promoting social cohesion. Under Activity 5, through its resilience-building activities, WFP changed lives for the better for over 364,000 Burkinabè people in 2022. Providing an integrated package of synergistic activities, WFP's interventions encompassed food assistance for assets (FFA), smallholder agricultural market support (SAMS), climate insurance as well as nutrition support and school feeding [1].

**Targeting the same communities over multiple years, WFP's community-led integrated resilience programme continued to support vulnerable crisis-affected communities** across Centre-Nord, Nord, Est, and Sahel regions. Notably, WFP extended its integrated resilience programme to 23 new sites, and also expanded pre-existing sites to 57 new villages. The deteriorating security context, however, compelled WFP to make programmatic adjustments. While WFP expanded its activities to new regions, including the Plateau-Central region, certain sites in Sahel, Est and Nord regions were closed in 2022 due to insecurity.

**Partnerships remained key to the success of resilience building efforts.** For example, under the multi-country Joint Programme for the Sahel in Response to the Challenges of COVID-19, Conflict and Climate Change (SD3C), WFP continued to work closely together with regional institutions, government partners, non-governmental organisations, and the Food and Agriculture Organization of the United Nations (FAO) to support the livelihoods of small-scale producers, in particular women and youth living in conflict-affected cross-border areas.

Conducted together with local government and NGO partners from various sectors, **WFP's community-based participatory planning (CBPP) exercises informed the design and implementation of resilience activities, ensuring community-wide consultation and ownership**, balanced gender representation, as well as complementarity across partners' interventions. During the year, 37 CBPP exercises were conducted during which the communities themselves identified their resilience priorities and proposed sustainable solutions. Given the country's

fragile context marked by conflict and inter-communal tension, WFP resilience programming further enhanced its conflict-sensitive approach.

**Implemented across 67 integrated resilience sites (comprised of 159 villages), WFP's food assistance for assets (FFA) activities continued to build and rehabilitate productive assets, reaching more than 314,000 beneficiaries (49 percent women) in 2022.** This is a decrease compared to 2021 which can be attributed to activities delayed by the late arrival of funds, and the closure or suspension of certain sites due to insecurity. Bridging the gap between humanitarian and development support, FFA activities prioritized internally displaced persons who have resided in the targeted areas for over three years and no longer received unconditional food assistance. While prioritizing IDPs, FFA activities also ensured the participation of host community members, which was crucial for social cohesion and conflict prevention. In 2022, over 8,200 hectares of degraded land were restored for agricultural and pastoral purposes [2], 25 water ponds were built for improved irrigation and livestock feeding, 3,600 fuel-efficient cooking stoves were built to save energy and reduce beneficiaries' time spent on collecting firewood, 30,450 m3 of compost were produced to improve soil fertility, and 58,800 tree seedlings were produced to enable reforestation.

In Burkina Faso, smallholder farmers often have limited knowledge of advanced agricultural techniques, using basic tools and labour-intensive techniques. In addition, the lack of access to quality agricultural inputs and credit reduces farmer's agricultural productivity and incomes. To change this, **WFP's smallholder agricultural market support (SAMS) programme reached 24,000 smallholders and small-scale food processors (40 percent women).** Thanks to the SAMS programme, participants improved their farming techniques and storage practices, enhanced food value chains, learned to better reduce post-harvest losses, and gained access to credit. Moreover, WFP continued to support four mechanized compost production sites which increased smallholders' access to organic fertilizers, allowed participants to generate incomes by selling the compost produced, and employed over a hundred young women and men. In 2022, nearly 200 tons of compost were produced and sold across the four production sites. Supporting women and young small-scale producers in Hauts-Bassins region, WFP provided improved equipment to two semi-industrial soybean processing sites, both of which were set up in year 2021 to improve local value chains for soybean, and also generate income for vulnerable women and youth. Contributing to rural finance, WFP continued to promote warehouse receipt systems (also known as warrantage) which benefitted smallholders by giving them access to affordable credit to invest in agricultural inputs such as improved seeds and fertilizers, and also by facilitating the storage of their surplus production so that farmers can sell their grains when market prices are higher. In 2022, WFP supported 41 farmers' organisations to participate in this rural credit scheme, enabling them to warrant 62,000 metric tons of crops.

In Burkina Faso, rural households are confronted with various weather-related shocks, including climate variability and recurrent extreme weather events. While these people are more likely to suffer heavy losses, they often lack access to formal risk management mechanisms that would make them more resilient. **In 2022, WFP continued to encourage smallholder farmers to invest in disaster risk reduction through a voluntary climate microinsurance scheme to protect their livelihoods and production from weather-related shocks.** Of the 5,000 vulnerable households insured in Centre-Nord, Nord, Est, and Sahel regions, over 1,400 individuals received a payout (USD 22,000 in total) in 2022 to mitigate the negative impact of the drought which occurred during the 2021/2022 agricultural season. Protected by their insurance, households could avoid resorting to harmful coping strategies that would have undermined their food and nutrition status. In anticipation of the 2022/23 agricultural season, over 3,730 farmer households (covering 26,130 individuals) subscribed to this micro-insurance scheme to reduce their climate disaster risks.

On the macro level of government systems, WFP continued to support the country's climate risk insurance strategy through a tripartite agreement between WFP, the African Union's African Risk Capacity (ARC), and the Ministry of Agriculture and Hydro-Agricultural Development. **Within the framework of its ARC Replica policy, WFP received a climate insurance payout of USD 1.2 million to assist 21,100 food-insecure people through unconditional cash-based transfers** residing across three municipalities in Bam province (Centre-Nord region) where dry spells caused significant crop losses. In anticipation of the 2022/23 agricultural season, WFP expanded the coverage of the Government's macro-insurance programme by purchasing an ARC Replica policy of USD 1.2 million which will insure an additional 179,600 vulnerable individuals against weather-related shocks.

Moreover, **to mitigate the impact of a possible drought, WFP and other United Nations agencies established an anticipatory action (AA) framework.** Although the framework was not activated by its forecast-based trigger mechanism, it would have provided an important package of pre-identified anticipatory actions targeting at-risk communities and individuals in case of a drought.

**Monitoring findings indicate that the food security situation of households assisted as part of WFP's food assistance for assets (FFA) programme remained under the pressure of the deteriorating socio-economic and climate context,** including insufficient harvests and inflated food prices that undermine households' purchasing power. Indeed, the percentage of households with acceptable food consumption score remained below its annual target, and deteriorated compared to 2021. Moreover, only 66 percent of surveyed households did not use any

livelihood-based coping strategies, while the rest resorted to crisis, emergency or stress coping strategies - the same percentage as in 2021. Nevertheless, almost 90 percent of households reported benefits derived from an enhanced livelihood asset base in their communities.

### WFP GENDER AND AGE MARKER

CSP ACTIVITY	GAM MONITORING CODE
Provide livelihood and asset support including value chain development , agricultural insurance schemes, and innovative production technologies and practices to targeted groups	1

## Strategic outcome 05: National institutions have strengthened capacities to manage gender and shock-responsive systems, food security, nutrition and social protection programmes and policies by 2023



**technical assistance provided** to support national **social protection** strategies and action plans, as well as **institutional capacity assessments**



**workshops** organized for government institutions on **disaster risk financing**



**technical support** to government-led efforts to increase the **shock-responsiveness of the national social protection system and safety nets programme**

**Under strategic outcome 5, WFP continued to support national efforts to enhance Burkina Faso's social protection system.** While progress was made over recent years, the country's social protection system remains fragmented with limited coordination between the different government bodies, and with external technical and financial partners. Gaps persist in funding and the availability of specialized staff. Moreover, changes in the leadership of key institutions such as the Permanent Secretariat of the National Council for Social Protection (SP-CNPS) have hindered capacity strengthening efforts.

**In 2022, WFP's national capacity strengthening efforts focused on two critical areas.** First, as part of a service provision activity, WFP supported the Government's crisis response capacity by replenishing the national food security stocks. Second, WFP provided technical assistance in the area of social protection, including the development and review of national strategies and action plans, capacity assessments of government entities, and support to government-led coordination mechanisms to improve inter-ministerial coordination.

**Strategic partnerships with key stakeholders remained essential in 2022. Notably, WFP's 2020-2023 memorandum of understanding (MoU) with the World Bank provided the framework for joint efforts to bolster Burkina Faso's social protection system.** Leveraging its expertise in social protection, resilience building, and disaster risk financing, WFP contributed to creating an adaptive social protection system that aims to make vulnerable households more resilient to shocks, ensuring that they do not fall into deeper poverty. Furthermore, WFP partnered with the European Commission's Directorate-General for European Civil Protection and Humanitarian Aid Operations (DG ECHO) to support early warning systems and emergency preparedness.

**In 2022, WFP supported the SP-CNPS (the coordinating body for all social protection interventions at the national level) to carry out a self-assessment of its institutional capacity,** and design a plan to address the most important capacity gaps and needs. WFP also assisted the SP-CNPS in the revision of the national social protection strategy and the development of the new strategy starting in 2023. The Ministry of National Solidarity and Humanitarian Action also received WFP's technical support to develop the national social safety nets programme. Participating in the steering and monitoring committee for the national social registry (Registre Social Unique - RSU), WFP played an active role in the operationalization of the registry, shared its expertise in vulnerability assessment and targeting, and supported the production of an operational manual for the registry.

**Making the country's social protection system and safety nets programme more shock-responsive remained a key priority for WFP.** In 2022, WFP participated in workshops and technical discussions on the institutional arrangements necessary for responding to shocks that impact food security and nutrition, including those emerging during the agricultural lean season. Such efforts contributed to making future lean season responses more effective by specifying the roles and responsibilities of the various intervening actors.

**In the area of climate macroinsurance, WFP worked with the Executive Secretariat of the National Food Security Council (SE-CNSA) to better customize the country's parametric drought model,** and assess the trigger level of the drought index. WFP also supported SE-CNSA in choosing the macro-insurance policy for the 2022/2023 agricultural campaign.

In collaboration with World Bank and the African Development Bank, **WFP organized capacity strengthening workshops for government institutions on disaster risk financing,** feeding into the future disaster risk finance strategy of Burkina Faso. Finally, the Permanent Secretariat of the National Council for Emergency Relief and Rehabilitation (SP-CONASUR), with WFP support, updated the national multi-risk contingency plan and four regional

contingency plans for the crisis-affected Sahel, Nord, Centre-Nord and Est regions. WFP also conducted a study to strengthen the national Early Warning System (EWS) through the establishment of a common integrated framework, enabling Burkina Faso to better prepare for and respond to emergencies.

### WFP GENDER AND AGE MARKER

CSP ACTIVITY	GAM MONITORING CODE
Provide capacity-strengthening support including emergency response, early warning systems, supply chain, National P4P, agricultural insurance, social safety net data collection and management, to national institutions and partners	0

## Strategic outcome 06: Government, humanitarian and development partners in Burkina Faso have access to common services to access and operate in targeted areas throughout the year.



procurement service provided to the Government to **replenish national food security stocks**, procuring **32,000 metric tons of food commodities** in 2022



essential **communications services provided** by the Information Technology Common Service (ITCS) sector, reaching **3,200 aid workers**



**security communications services** provided to **1,280 UN personnel** to support their safety and security



UNHAS transported **15,320 passengers** and **760 metric tons of light cargo** to 14 regular and 15 ad-hoc destinations, supporting **100 user organisations**



UNHAS flight hours averaged **140 hours per month** - almost the double of the monthly average recorded in 2021



**36 humanitarian organisations** benefitted from **Logistics Cluster services** such as information management and access to common logistics services

### Activity 7.

As part of its service provision agreement signed with the Government of Burkina Faso, **WFP supported the World Bank-financed Emergency Territorial Development and Resilience Project** (*Projet d'Urgence de Développement Territorial et de Résilience - PUDTR*) **by replenishing national food security stocks** with 70,000 metric tons of food commodities, mostly cereals. Of this total tonnage, WFP procured 32,000 metric tons through the Global Commodity Management Facility (GCMF) in 2022, while the rest will be procured and delivered in 2023. Destined for the National Strategic Food Reserve Agency (*Société nationale de gestion du stock de sécurité alimentaire - SONAGESS*) and the National Council for Emergency Assistance and Rehabilitation (*Conseil national de secours d'urgence et de réhabilitation - CONASUR*), the procured food supports the national response to the unfolding food security crisis. In the second stage of the project, WFP will locally procure the remaining 38,000 metric tons of food, almost half of which from Burkinabè farmers' organizations if the 2022/2023 harvest season allows.

Furthermore, WFP continued to strengthen the logistical capacities of CONASUR to enhance their emergency preparedness and response by providing with three additional mobile storage units - each with a capacity of 400 metric tons. Set up in the regional logistics hubs of Ouahugoua, Kaya, and Fada N'Gourma, these MSUs provided a total of 1,200 metric tons of additional storage capacity in the crisis-affected Nord, Centre-Nord, and Est regions.

### Activity 8.

**Under WFP's leadership, the Information Technology Common Service (ITCS) sector continued to coordinate and implement essential communications services** across the five United Nations hubs (Dori, Kaya, Fada N'Gourma, Bobo, and Ouahigouya) and Ouagadougou, as well as internet connectivity in two hard-to-reach locations, namely Djibo and Gorom-Gorom. In 2022, these ITCS services reached over 3,200 aid workers from 39 user organizations, reflecting its important role as a key enabler of the humanitarian response in Burkina Faso. Reinforcing its services through sustainable and reliable energy solutions, the ITCS sector completed a hybrid solar power project by setting up solar panels in all five UN hubs and Ouagadougou to reduce user organisations' reliance on fossil-fuelled generators for electricity.

**In early 2022, the ITCS sector launched an internet connectivity service in the blockaded town of Djibo.** Reaching 80 percent more users than planned, this service represented an essential means of communication for humanitarian and development actors operating in this area. Moreover, internet connectivity service was augmented in the town of Gorom-Gorom, enabling organisations to operate more efficiently in this deep-field location.

**Supporting the safety and security of humanitarian responders in highly insecure locations, the ITCS sector continued to provide a common security communications service** in line with global security requirements defined by the United Nations Department for Safety and Security (UNDSS). Through VHF radio-based Security Communication Systems provided in all five UN hubs and Ouagadougou, the ITCS sector linked humanitarian personnel in the field to the UNDSS-managed Remote Security Operations Centre in Ouagadougou. In 2022, this service benefitted over 1,280 UN personnel by tracking their movements and sending them timely security alerts. In addition, 235 radios were programmed for staff deploying to the field, and almost 400 UN personnel were trained in communications procedures.

#### **Activity 9.**

**The WFP-managed United Nations Humanitarian Air Service (UNHAS) continued to provide safe, reliable, cost-efficient and timely passenger and light cargo air transport services in Burkina Faso.** Crucially, this service represented the only viable solution to access several hard-to-reach areas due to rampant insecurity, and as such remained the backbone of the wider humanitarian response. Moreover, UNHAS continued to facilitate the evacuation of aid workers, including from the most remote and challenging deep-field locations.

Due to increased demand, the UNHAS fleet increased from one helicopter in 2021 to two helicopters in 2022. With the growing demand for flights, UNHAS flight hours averaged 140 hours per month - almost the double of the previous year's monthly average.

**In 2022, UNHAS flights served 14 regular and 15 ad-hoc destinations through the country.** The most served destinations were Dori, Djibo and Fada N'Gourma, accounting for 60 percent of all passenger traffic. Carrying four times more passengers and cargo as in 2021, **UNHAS transported 15,320 passengers and 760 metric tons of light cargo**, including specialized nutritious foods, medical supplies, medicines, and IT equipment. A total of 100 user organisations were supported, among which 64 percent were international NGOs, 11 percent national NGOs, 23 percent UN agencies, and 2 percent diplomatic missions and donors. While it received no requests for security evacuations, UNHAS performed thirteen medical evacuations of humanitarian personnel.

To collect users' feedback on the quality of its services, UNHAS conducted two satisfaction surveys over the course of the year. The results for Passenger Satisfaction and Provision of Access Satisfaction showed a satisfaction rate of 84 percent and 76 percent respectively.

#### **Activity 10.**

**The WFP-led Logistics Cluster continued to support the humanitarian community in Burkina Faso by addressing critical logistics constraints**, and thus contributed to more effective delivery of humanitarian assistance. In 2022, 36 humanitarian organisations benefitted from the cluster's services which included logistics coordination, information management, and access to common logistics services.

**Throughout the year, the Logistics Cluster facilitated access to common logistics services, specifically storage and air transport.** Common storage spaces totalling 1,280 m<sup>2</sup> were made available to partners by WFP in four regional logistics hubs, namely Kaya, Ouahigouya, Dori and Fada N'Gourma. As insecurity continued to rise, delivering life-saving assistance by air remained the safest, fastest, and often the only solution to reach several hard-to-reach areas. Responding to the humanitarian community's increased demand for light cargo transport by UNHAS, the Logistics Cluster took over the coordination of this critical service in May 2022.

To enhance logistics coordination and information sharing among humanitarian actors, the Logistics Cluster organized coordination meetings, including at national and regional levels. Information management remained integral to cluster activities, through the mapping of physical access constraints such as damaged roads and bridges. **The Logistics Cluster published a Gaps and Needs Assessment, and also completed a Logistics Capacity Assessment**, providing the humanitarian community with an updated overview of critical logistics infrastructure and services, capacities and constraints, while also informing the cluster's strategy for 2023. This revised strategy will focus on the provision of more targeted logistical support to the humanitarian community, while also strengthening national logistics capacities.

# Cross-cutting results

## Progress towards gender equality

### Improved gender equality and women's empowerment among WFP-assisted population

WFP envisions a world with zero hunger where everyone has equal opportunities, equal access to resources and an equal voice in the decisions that shape their lives [1]. To this end, **the pursuit of gender equality and women's empowerment remained central to WFP's mission of saving lives and changing lives in Burkina Faso**, in particular by addressing the differing needs and priorities of the women, men, girls, and boys it assisted.

**Ranked 115<sup>th</sup>** in the 2022 Global Gender Gap Index [2], Burkina Faso remains a country where women and girls face more severe socio-economic, educational and political barriers compared to men [3]. Persisting socio-cultural norms continued to limit women's access to economic opportunities and control over productive resources. Moreover, women and girls - especially those internally displaced - are disproportionately impacted by the deteriorating humanitarian and security situation, and are exposed to higher rates of poverty, food insecurity and malnutrition, and gender-based violence (GBV). Indeed, over 90 percent of GBV cases were reported by internally displaced persons - almost all of whom were women and girls [4].

**In 2022, WFP sought to mainstream gender in its crisis response, and also aimed to address the root causes of gender inequality through its resilience-building activities.** While certain activities targeted women and girls specifically, WFP promoted equal gender participation, decision-making and leadership in all programme management committees. Importantly, WFP's emergency assistance prioritized households headed by women, especially in hard-to-reach areas where hunger and malnutrition were the most acute. Overall, women and girls represented 54 percent of all beneficiaries in Burkina Faso. Monitoring findings show that in 60 percent of surveyed beneficiary households, the decisions on the use of the assistance received were made jointly by men and women, or by women only - a higher rate compared to 2021.

**Contributing to women's economic empowerment, WFP's smallholder agricultural market support (SAMS) programme mitigated the structural barriers which prevent women smallholder farmers from equitably accessing agricultural assets, inputs and financial services** [5]. Furthermore, by promoting equal gender participation during community-based participatory planning, WFP's resilience-building activities were designed to address the specific priorities of both women and men. Through conditional monthly take-home rations provided to schoolgirls, WFP continued to incentivize families to keep sending their girls to school, thus reducing the gender disparity in education outcomes. Systematically targeting both men and women, social behaviour change communication (SBCC) addressed gendered socio-cultural attitudes towards health and nutrition. Finally, WFP's social safety nets programme supported vulnerable adolescent girls - who were out of school or had dropped out of school - through cash-based transfers, vocational training, and productive equipment.

**Partnerships remained at the centre of WFP's efforts to accelerate progress in gender equality and women's empowerment in Burkina Faso.** WFP continued to participate in inter-agency thematic groups on gender and gender-based violence, as well as the inter-agency working group for the promotion of gender equality in Burkina Faso.



# Protection and accountability to affected populations

**Affected populations are able to benefit from WFP programmes in a manner that ensures and promotes their safety, dignity and integrity. Affected populations are able to hold WFP and partners accountable for meeting their hunger needs in a manner that reflects their views and preferences**

In 2022, the **political volatility marked by two military coups, an escalating armed conflict, hundreds of deadly attacks against civilians [1], the forced and preventive displacement of populations, ethnic tension, as well as human rights violations [2]** all aggravated Burkina Faso's protracted protection crisis.

**Tragically, populations trapped in localities besieged by non-state armed groups continued to face multiple forms of deprivation as vital food and medical supplies could not reach these areas**, while humanitarian assistance and protection services also remained scarce. Moreover, threats and actual attacks by armed groups against schools and health centres led to widespread closures, jeopardising vulnerable people's access to basic social services. Throughout the year, improvised explosive devices and direct attacks took the lives of hundreds of innocent civilians.

**Predominantly impacting women, children, older persons and people with disabilities, physical and sexual violence remained widespread**, leaving survivors with the lasting impact of injuries and psychological trauma. Boys and men are at risk of physical violence, intimidation, abduction, and forced recruitment, while girls and women are at a particular risk of gender-based violence in its various forms. Children remain exposed to a plethora of dangers, including family separation, psychosocial distress, sexual violence, exploitation, forced and early marriage, and forced labour [3]. Furthermore, the displacement of populations towards urban centres continued to place pressure on host communities' already scarce resources, infrastructure and services - gradually eroding peaceful coexistence. By the end of 2022, almost 10 percent of the country's population had been displaced, mostly children, often separated from their parents and relatives. Those people who do not or cannot flee their villages - especially due to disability or old age - are often forgotten, can rarely access humanitarian assistance, and may be accused by military forces of collaborating with armed groups and thus become targets themselves.

**Given the country's extremely challenging security environment, WFP had to navigate around multiple protection risks** to limit the exposure of men, women, boys, and girls to physical or mental harm, while also ensuring their safe access to assistance in the most dignified way possible.

**While WFP's monitoring data showed that the majority of surveyed beneficiaries felt that their safety and dignity were taken into account during distributions, security incidents nevertheless occurred in 2022**, signalling the need for more investment in community consultations, focus group discussions, engagement with local authorities, the training of cooperating partners in protection and accountability principles, and efforts to build social cohesion.

**In 2022, WFP increased its participation in various interagency fora** such as the Protection Cluster, the community engagement and accountability working group, and the protection against sexual exploitation and abuse (PSEA) network, and continued to closely monitor protection risks and issues in Burkina Faso. These efforts contributed to the humanitarian community's collective response to protection challenges in the country.

**In accordance with its zero tolerance for sexual exploitation and abuse, WFP continued to enhance the knowledge of WFP staff on PSEA**, including through mandatory online training sessions. In 2023, WFP will bolster these efforts by providing full-day training to all WFP staff in Burkina Faso. In line with the provisions of the UN Implementing Partner PSEA Capacity Assessment, WFP revised its internal tools to better assess its cooperating partners' performance and capacity in PSEA from 2023, and thus contributed to inter-agency efforts to ensure adequate safeguards and actions related to sexual exploitation and abuse. As the co-facilitator of the national PSEA network, WFP advocated for the creation of a working group where UN agencies could ensure that information on assessed partners were centralized and available to all agencies.

In line with its accountability to affected populations (AAP) policy and commitment to people-centred programming, **WFP continued to engage with affected communities to empower them to influence and be informed of decisions, and ensure their meaningful participation and feedback**. Promoting transparency, inclusiveness, and social cohesion, WFP engaged with community members - both host and internally displaced - to adequately inform them on their rights and entitlements. To this end, WFP sought to improve information dissemination through various channels including pre-recorded audio calls in local languages that reached nearly 26,000 people. In addition, through its community communication officer in the field, WFP promoted a closer dialogue with affected communities to better

meet their information and communications needs. Thanks to these efforts, more than 90 percent of surveyed beneficiaries reported being informed about WFP programmes (who is included, what people will receive, length of assistance). WFP continued to strengthen the capacity of its cooperating partners, and representatives of community-based complaints mechanisms in the principles of AAP.

**In 2022, WFP's community feedback mechanism (CFM) continued to manage feedback received through various channels**, including help desks, complaint management committees, feedback boxes and the toll-free hotline. In 2022, over 40,400 calls were received through the hotline (56 percent from women). The majority of calls were compliments (51 percent), complaints (45 percent), requests for information about activities (3 percent) and other requests (1 percent). Most calls were related to the cash transaction or distribution process, the selection criteria and registration processes. Furthermore, WFP continued to train the call centre's operators, including in the provision of psychological first aid to callers in distress. The operators were also trained by the United Nations Population Fund (UNFPA) to recognize cases of gender-based violence and sexual exploitation and abuse, and to escalate them confidentially and immediately to WFP's protection unit for safe referral to protection actors. Nevertheless, challenges remain with regards to the CFM. Monitoring results indicated that only 20 percent of host community members and 26 percent of IDPs knew how to provide feedback and lodge complaints. To improve this in 2023, WFP's Communicating with Communities (CWC) strategy will also aim to increase communities' awareness of the various feedback mechanisms at their disposal.

# Environment

## Targeted communities benefit from WFP programmes in a manner that does not harm the environment

**WFP recognizes that food security and nutrition are dependent on a healthy natural environment** [1] as rural households rely on ecosystem services and natural resources for their livelihoods and well-being. Human-induced environmental degradation and pollution, the overexploitation of natural resources, and climate change have negative consequences for communities reliant of subsistence farming. Coupled with demographic pressure and armed conflict, these factors undermine agricultural productivity, increase the risk of crop failure, damage ecosystems and biodiversity, deplete water resources, and accelerate deforestation, desertification, soil erosion and salinization. As the environment and food security are interlinked, WFP continued to generate environmental benefits to climate-vulnerable communities through its resilience-building programme.

**Burkina Faso is increasingly exposed to the effects of climate change** [2]. The most significant climatic shocks are droughts due to insufficient and unevenly distributed rainfalls, flash floods, and heat waves. Over time, these extreme weather events are expected to increase in frequency and scale. In a context where only about six percent of agricultural land is irrigated, declining rainfall combined with rising average temperatures will likely result in lower agricultural yields [3]. Furthermore, a shrinking natural resource base will exacerbate social tension, particularly between farmers and herders who share already limited resources [4]. Evidencing its high exposure and limited climate change adaptation capacity, Burkina Faso was ranked 156th out of 182 countries in the Notre Dame Global Adaptation Initiative's Vulnerability Index for 2020 - thus belonging to the most vulnerable quintile of countries.

**Through its food assistance for assets (FFA) activities, WFP improved soil and water conservation, land rehabilitation, reforestation and the sustainable use of natural resources.** In 2022, assisted communities rehabilitated 8,200 hectares of degraded agricultural and pastoral land, built 25 water ponds to improve irrigation and livestock feeding, produced 30,450 m<sup>3</sup> of compost to improve soil fertility, and produced 59,000 tree seedlings to enable reforestation. WFP also trained participants in water and soil conservation; soil protection and restoration [5]; well as assisted natural regeneration techniques to improve agricultural productivity and water management. Moreover, WFP raised participants' awareness about the harmful effects of unsustainable agricultural practices, and promoted a more sustainable management of natural resources.

**Supporting smallholder farmers, WFP pursued purchases of locally produced food and increased farmers' capacities to reduce post-harvest food losses.** Besides generating income, locally procured food reduced the need for international transport, further minimizing WFP's carbon footprint. In 2022, 80 percent of food commodities procured by WFP were purchased from local markets. In the same vain, using cash-based transfers instead of in-kind food, when appropriate, also reduced WFP's carbon emissions.

**By providing fuel-efficient stoves, WFP ensured that beneficiaries could cook and consume food safely without negative impacts on the environment or human health.** In 2022, over 3,600 fuel-efficient cooking stoves were built to save energy and reduce the quantity of wood required for cooking, thus limiting deforestation.

**Through its environmental management system, WFP ensured that environmental standards were also applied to its in-house operations.** These measures reduced WFP's carbon footprint, improved waste management, and enhanced energy efficiency [6].

# Localizing nutrition solutions



In Burkina Faso, the percentage of children under five years of age suffering from stunting - the consequence of chronic and long-term nutritional deficiencies - decreased from 35 percent in 2010 to 20 percent in 2020. Unfortunately, however, years of escalating violence and insecurity, the impacts of climate change, and the rise in food prices are putting this progress in jeopardy - exposing vulnerable Burkinabè children to higher risks of physical and cognitive impairment.

As hunger and malnutrition in Burkina Faso continue to rise to unprecedented highs, the Response to the Food Crisis in the Central Sahel (CRIALCES) project - funded by the European Union - continued to build long-term solutions to improve the nutritional status of vulnerable women and children.

Launched in July 2020 in Burkina Faso, Mali and Niger, CRIALCES is based on a food systems approach which not only supports vulnerable communities' access to safe and affordable nutritious foods, but also bolsters the capacity of local food producers and processors to increase the supply on markets, while strengthening national regulatory frameworks for food processing.

Localizing the food system is a key component of the project. Indeed, as Abdul Aziz Badin - a retailer in his early thirties from Bourzanga town in Centre-Nord region - deploras: "Most of the time, we consume products without knowing where they come from or what they are made of. We eat them because we are hungry."

In this context, Abdul Aziz met with a representative of Société d'Exploitation des Produits Alimentaires (SODEPAL), a local food processing company supported by the CRIALCES. Based in Ouagadougou, SODEPAL specializes in the production of fortified flour with added vitamins and minerals destined for children as well as pregnant and lactating women and girls (PLWG). The young retailer confided he was proud to offer these locally produced, safe, and high-quality products to his customers. He is also convinced that initiatives such as the CRIALCES promotes local development as in "a chain reaction". Indeed, having high-quality nutritious foods produced by local food processors who use locally grown natural products sourced from local farmers will inevitably bring benefits to larger segments of the population.

But most importantly, vulnerable children and mothers are the primary beneficiaries of the CRIALCES. Indeed, 38-year-old Mamounata Sawadogo talked passionately about the project's nutritional benefits enjoyed by her 10-month-old daughter. Internally displaced twice due to the ongoing conflict, Mamounata has received vouchers for 15 months to purchase food and nutritional products through CRIALCES. Back in her village, she used to grow millet and beans. She believes the fortified flour she consumed while she was pregnant and the one she is now giving to her daughter made her child healthy. "She starts walking," said Mamounata showing the toddler. **"None of my children**

**started walking that young."**

Through CRIALCES, women living in the crisis-affected Centre-Nord and Sahel regions can access nutritional products for themselves and their children to preserve their health. In 2022, WFP strengthened the crop storage and conservation capacities of ten farmers' organisations, provided technical assistance to support infant flour production units, and facilitated agricultural trade through the creation of economic interest groups. Furthermore, the CRIALCES contributed to the prevention of malnutrition among 5,900 children aged 6-23 months and 3,600 PLWGs through the provision of vouchers. This was combined with social and behaviour change communication activities on nutrition and feeding practices, reaching almost 60,000 people.

# Data Notes

## Overview

- [1] Burkina Faso Humanitarian Needs Overview, August 2022, OCHA
- [2] Cadre Harmonisé analysis, March 2022
- [3] Operational Data Portal, UNHCR
- [4] Burkina Faso: Suivi des financements HRP 2022 au 31 décembre 2022, OCHA
- [5] Humanitarian Access Overview, December 2022, ACAPS

## Context and Operations

Photo: UNHAS helicopter taking off in Ouahigouya to deliver life-saving assistance to Djibo.  
©WFP/Cheick Omar Bandaogo

- [1] Sahel Emergency, UNHCR
- [2] Burkina Faso Humanitarian Needs Overview, August 2022, OCHA
- [3] As of December 2022, conflict and violence forced over 6,200 schools to close, depriving more than one million children of formal education. Internally displaced children are at an increased risk: only 15 percent were enrolled in public schools by the end of 2022.
- [4] As of 24 November, 2022, the Ministry of Health reported that 632 (44 percent) out of 1,448 health facilities were affected by insecurity in the eight most affected regions, 202 of which were closed completely, while the rest were providing minimum services, depriving more than 2 million people of access to health services. The situation remains particularly critical in the Sahel Region, where 65 percent of health facilities are closed.
- [5] Global Humanitarian Overview 2023, OCHA
- [6] Human Development Report 2021/2022, UNDP
- [7] World Bank website
- [8] UNHCR website
- [9] Burkina Faso Food Security Outlook October 2022 to May 2023, Famine Early Warning System Network
- [10] Cadre Harmonisé analysis, March 2022
- [11] Cadre Harmonisé analysis, November 2022
- [12] Rapid SMART nutrition survey, August 2022, Ministry of Health
- [13] IPC Acute Malnutrition Analysis August 2022 – July 2023. In the analysis, 31 provinces were analysed of the 45 provinces of Burkina Faso, with the rest not analysed due to lack of recent data because of limited or no humanitarian access in these areas.
- [14] One national staff member of a WFP cooperating partner was killed and found dead on 7 November 2022, a few days after he participated in a food distribution in Djibo, Sahel region.

## Partnerships

- [1] Anticipatory Action - Burkina Faso, January 2022, OCHA

## CSP Financial Overview

- [1] The Internal Project Lending (IPL) facility provides advance funding for a programme before a contribution to that programme has been confirmed, with the forecast contribution serving as collateral for the advance.
- [2] The GCMF is a strategic financing mechanism through which WFP purchases food commodities in advance of the confirmation of contributions, with the objective to reduce food delivery lead-time; shorten emergency response time; purchase food when market conditions are more favourable; and support local and regional procurement where and when possible.

## Strategic outcome 01

- [1] In August 2022, OCHA published an addendum to the 2022 Humanitarian Response Plan for Burkina Faso which increased the number of people in need of assistance to 4.9 million.
- [2] The Cadre Harmonisé analysis of November 2022 projects that the number of acutely food insecure people (IPC phase 3-5) during the 2023 lean season (June-August) will increase to 3,533,220 people – a record high number for Burkina Faso. Worryingly, this projection includes over 19,860 people in phase 5 (catastrophe), located in the Sahel region. The most affected regions, both in the current and projected periods, are the Centre-Nord, Est, Sahel, Nord and Boucle du Mouhoun regions, altogether accounting for 75 percent of the acutely food-insecure people.
- [3] Since the end of 2021, WFP's rapid response strategy aims to assist IDPs full rations for fifteen days to meet their immediate needs, followed by a period of three months of assistance with reduced rations (50 percent) due to funding shortfalls, until vulnerability-based assessments are conducted.
- [4] WFP's malnutrition prevention assistance to IDPs was provided in Boucle du Mouhoun, Centre-Est, Centre-Nord, Est, Sahel, Nord, Cascades and Sud-Ouest regions. WFP's nutrition assistance during the lean season targeted food-insecure communes in Centre-Est, Centre Nord, Est, Sahel and Nord regions.

## Strategic outcome 03

[1] Fill the Nutrient Gap, 2020, WFP and IFAD

[2] Enquête Démographique et de Santé, 2021

[3] According to the rapid SMART nutrition survey, the GAM prevalence exceeded the World Health Organization's emergency threshold (>15%) in the locality of Gorom-Gorom (16.3%) and the commune of Séguénéga (19.1%), while it reached high levels (10-14%) in seven other areas within the regions of Sahel, Centre-Nord, Est, and Nord.

[4] WFP's malnutrition prevention activity is presented under Strategic Outcome 1 of this report.

[5] Most GASPA meet in reception centres equipped with cooking utensils, benches, sanitary facilities and child washing facilities for awareness-raising sessions, nutrition education, preparation of improved flour for children's porridge, cooking demonstrations, weekly screening of children for malnutrition and even prenatal consultations.

## Strategic outcome 04

[1] Activities related to school feeding and nutrition are presented under strategic outcomes 2 and 3 respectively.

[2] These lands were rehabilitated using water and soil conservation, as well as soil protection and restoration techniques. The employed techniques are referred to in French as "techniques de conservation des eaux et des sols, et de défense et restauration des sols", abbreviated as CES/DRS.

## Progress towards gender equality

[1] WFP Gender Policy 2022

[2] Global Gender Gap Report 2022, World Economic Forum

[3] The unemployment rate for people aged 15-24 is three times higher for girls than for boys, while the average length of schooling among men is twice as high as among women.

[4] Protection Cluster in Burkina Faso, November 2022

[5] The results of WFP's SAMS programme are presented under strategic outcome 4.

## Protection and accountability to affected populations

[1] In 2022, the security context in Burkina Faso worsened with 1,685 violent events recorded by ACLED, resulting in the death of 4,230 people, including 1,198 civilians, ACLED

[2] Human Rights Watch, World Report 2023

[3] Protection Analysis by the Protection Cluster in Burkina Faso, August 2022, Protection Cluster

## Environment

[1] WFP Environmental Policy, 2017

[2] Humanitarian Needs Overview, March 2022, OCHA

[3] Climate Change Adaptation, UNDP

[4] Natural resources management in the Sahel, 2022, Centre for Humanitarian Dialogue

[5] These techniques are referred to in French as "techniques de conservation des eaux et des sols, et de défense et restauration des sols", abbreviated as CES/DRS.

[6] To comply with green purchasing, 12 conventional air conditioners were replaced by inverter air conditioners and all light bulbs with LEDs.

# Annex

## Reporting on beneficiary information in WFP's annual country reports

To produce estimates of the total number of unique beneficiaries WFP has assisted yearly, the data from all activities and transfer modalities must be adjusted to eliminate overlaps and add new beneficiaries. Further background information is provided in the summary tables annex of the ACR.

The final estimated number of beneficiaries assisted in each country is validated by country offices and entered in COMET at the end of every year:

- the total number of beneficiaries, which is the sum of all direct beneficiaries reached under all country level activities, based on the adjusted totals that seek to eliminate overlap;
- the total number of beneficiaries receiving food transfers, cash-based transfers and commodity vouchers or capacity strengthening, the sum of all direct beneficiaries reached under the activities for each of these transfer modalities, based on the adjusted estimates that seek to eliminate overlap;
- the total number of beneficiaries assisted under each programme area, the sum of all direct beneficiaries reached under WFP's eight programme areas at the country level;
- the number of schoolchildren assisted under school-based programmes, the sum of all participants assisted under the school-based programmes, adjusted to exclude overlaps and activity supporters such as teachers and cooks.


Although WFP conducts quality assurance to provide beneficiary data which are as accurate as possible, numerous challenges remain regarding data collection, verification, entry and processing. Beneficiary numbers in ACRs should be considered "best estimates", subject to over- and under- estimation.

For the 2022 reporting period, disability data has been collected using a variety of approaches; head counts in single activities, disaggregation of data from post distribution monitoring reports (PDMs) and other data sources from UN agencies and National Census data. As standardized guidance was not available in WFP prior to 2020, these methods have varied according to the existing needs, capacity, and experience of various WFP activities and operational contexts. Moving forward, as part of the 2020 Disability Inclusion Road Map, WFP is building on continued efforts to mainstream and standardize disability data collection methodologies, aligning with international standards and best practices.



# Figures and Indicators

## WFP contribution to SDGs

 <b>SDG 2: End hunger, achieve food security and improved nutrition and promote sustainable agriculture</b>											
WFP Strategic Goal :						WFP Contribution (by WFP, or by governments or partners with WFP Support)					
SDG Indicator	National Results					SDG-related indicator	Direct				Indirect
	Unit	Female	Male	Overall	Year		Unit	Female	Male	Overall	
Prevalence of undernourishment	%	19.2	19.2	19.2	2019	Number of people reached (by WFP, or by governments or partners with WFP support) to improve their food security	Number	11,663,931	982,811	2,146,742	0
						Number of people reached (by WFP, or by governments or partners with WFP support) in the context of emergency and protracted crisis response	Number	663,927	637,891	1,301,818	0
Prevalence of malnutrition among children under 5 years of age, by type (wasting and overweight)	% wasting	7	7	7	2022	Number of people reached (by WFP, or by governments or partners with WFP support) with interventions to prevent and treat malnutrition (moderate acute malnutrition)	Number	221,664	80,230	301,894	0

## Beneficiaries by Sex and Age Group

Beneficiary Category	Gender	Planned	Actual	% Actual vs. Planned
Total Beneficiaries	male	1,219,073	993,795	82%
	female	1,302,735	1,093,097	84%
	total	2,521,808	2,086,892	83%
<b>By Age Group</b>				
0-23 months	male	232,851	119,958	52%
	female	237,186	119,637	50%
	total	470,037	239,595	51%
24-59 months	male	178,311	135,647	76%
	female	156,065	117,736	75%
	total	334,376	253,383	76%
5-11 years	male	245,333	244,552	100%
	female	221,023	228,206	103%
	total	466,356	472,758	101%

Beneficiary Category	Gender	Planned	Actual	% Actual vs. Planned
12-17 years	male	198,668	186,783	94%
	female	192,959	190,454	99%
	total	391,627	377,237	96%
18-59 years	male	323,327	273,827	85%
	female	454,977	404,036	89%
	total	778,304	677,863	87%
60+ years	male	40,583	33,028	81%
	female	40,525	33,028	82%
	total	81,108	66,056	81%

## Beneficiaries by Residence Status

Residence Status	Planned	Actual	% Actual vs. Planned
Resident	1,395,800	1,193,140	85%
Refugee	19,343	15,259	79%
IDP	1,106,665	878,493	79%

## Beneficiaries by Programme Area

Programme Area	Planned	Actual	% Actual vs. Planned
Action to protect against climate shocks	15,000	26,131	174%
Asset Creation and Livelihood	610,000	323,470	53%
Malnutrition prevention programme	240,884	140,214	58%
Malnutrition treatment programme	238,958	197,795	82%
School based programmes	192,407	204,224	106%
Smallholder agricultural market support programmes	70,000	24,000	34%
Unconditional Resource Transfers	1,445,000	1,301,818	90%

## Annual Food Transfer (mt)

Commodities	Planned Distribution (mt)	Actual Distribution (mt)	% Actual vs. Planned
Everyone has access to food			
Strategic Outcome 01			
Beans	20,333	1,753	9%
Corn Soya Blend	8,432	6,574	78%
Iodised Salt	816	194	24%
LNS	1,888	777	41%
Micronutrient Powder	7	1	10%
Ready To Use Supplementary Food	0	211	-
Rice	37,935	15,301	40%

Commodities	Planned Distribution (mt)	Actual Distribution (mt)	% Actual vs. Planned
Sorghum/Millet	28,975	12,520	43%
Split Peas	0	4,471	-
Sugar	0	33	-
Uht Milk	81	0	0%
Vegetable Oil	4,759	2,113	44%
Strategic Outcome 02			
Beans	471	509	108%
Corn Soya Blend	570	119	21%
Iodised Salt	35	33	94%
Micronutrient Powder	6	8	129%
Rice	2,268	3,152	139%
Uht Milk	567	0	0%
Vegetable Oil	235	253	108%
No one suffers from malnutrition			
Strategic Outcome 03			
Beans	0	0	0%
Corn Soya Blend	525	319	61%
Iodised Salt	0	0	0%
LNS	0	157	-
Ready To Use Supplementary Food	993	0	0%
Rice	0	0	0%
Sorghum/Millet	15	0	0%
Vegetable Oil	35	25	73%
Food systems are sustainable			
Strategic Outcome 04			
Beans	810	0	0%
Rice	2,430	527	22%
Split Peas	0	194	-
Vegetable Oil	270	0	0%

## Annual Cash Based Transfer and Commodity Voucher (USD)

Modality	Planned Distribution (CBT)	Actual Distribution (CBT)	% Actual vs. Planned
Strategic result 01: Everyone has access to food			
Strategic Outcome 01			
Cash	95,423,600	67,990,447	71%
Value Voucher	10,032,000	627,850	6%
Strategic Outcome 02			
Cash	1,429,363	73,381	5%

Modality	Planned Distribution (CBT)	Actual Distribution (CBT)	% Actual vs. Planned
Value Voucher	2,214,000	0	0%
Strategic result 02: No one suffers from malnutrition			
Strategic Outcome 03			
Value Voucher	1,181,140	920,739	78%
Cash	120,000	0	0%
Strategic result 04: Food systems are sustainable			
Strategic Outcome 04			
Cash	15,737,143	2,491,570	16%
Value voucher transfer for services	224,700	48,904	22%

## Strategic Outcome and Output Results

Strategic Outcome 01: Crisis affected populations, including refugees, IDPs and host communities in targeted areas are able to meet their basic food and nutrition needs during and in the aftermath of a crisis					Crisis Response	
Output Results						
Activity 01: Provide an integrated assistance package including food assistance (conditional and/or unconditional), school meals, and specialized nutritious food to refugees, IDPs, host population, children and PLW/Gs affected by climate shocks, conflicts and other disruptions						
Detailed Indicator	Beneficiary Group	Sub Activity	Unit of measure	Planned	Actual	
A.1: Beneficiaries receiving cash-based transfers	All	Food assistance for asset	Female	57,120	14,700	
			Male	54,880	14,121	
			<b>Total</b>	<b>112,000</b>	<b>28,821</b>	
A.1: Beneficiaries receiving cash-based transfers	All	General Distribution	Female	327,675	441,626	
			Male	314,825	397,810	
			<b>Total</b>	<b>642,500</b>	<b>839,436</b>	
A.1: Beneficiaries receiving cash-based transfers	Students (primary schools)	School feeding (take-home rations)	Female	5,971	0	
			Male	6,734	0	
			<b>Total</b>	<b>12,705</b>	<b>0</b>	
A.1: Beneficiaries receiving food transfers	ART clients	HIV/TB Care&treatment;	Female	1,015	0	
			Male	975	0	
			<b>Total</b>	<b>1,990</b>	<b>0</b>	
A.1: Beneficiaries receiving food transfers	Activity supporters	Therapeutic Feeding (treatment of severe acute malnutrition)	Female	10,068	0	
			<b>Total</b>	<b>10,068</b>	<b>0</b>	
A.1: Beneficiaries receiving food transfers	Activity supporters	Treatment of moderate acute malnutrition	Female	0	267	
			<b>Total</b>	<b>0</b>	<b>267</b>	
A.1: Beneficiaries receiving food transfers	All	Food assistance for asset	Female	24,480	0	
			Male	23,520	0	
			<b>Total</b>	<b>48,000</b>	<b>0</b>	
A.1: Beneficiaries receiving food transfers	All	General Distribution	Female	388,875	232,868	
			Male	373,625	220,829	
			<b>Total</b>	<b>762,500</b>	<b>453,697</b>	
A.1: Beneficiaries receiving food transfers	Children	Prevention of acute malnutrition	Female	84,054	36,801	
			Male	77,589	38,302	
			<b>Total</b>	<b>161,643</b>	<b>75,103</b>	
A.1: Beneficiaries receiving food transfers	Children	Treatment of moderate acute malnutrition	Female	43,988	0	
			Male	45,783	0	
			<b>Total</b>	<b>89,771</b>	<b>0</b>	
A.1: Beneficiaries receiving food transfers	Pregnant and lactating women	Prevention of acute malnutrition	Female	56,446	55,657	
			<b>Total</b>	<b>56,446</b>	<b>55,657</b>	
A.1: Beneficiaries receiving food transfers	Pregnant and lactating women	Treatment of moderate acute malnutrition	Female	10,486	0	
			<b>Total</b>	<b>10,486</b>	<b>0</b>	
A.1: Beneficiaries receiving food transfers	Students (primary schools)	School feeding (on-site)	Female	54,285	84,778	
			Male	61,215	83,352	
			<b>Total</b>	<b>115,500</b>	<b>168,130</b>	
A.1: Beneficiaries receiving food transfers	Students (primary schools)	School feeding (take-home rations)	Female	0	22,560	
			<b>Total</b>	<b>0</b>	<b>22,560</b>	

A.2: Food transfers			MT	103,226	43,947
A.3: Cash-based transfers			US\$	105,455,600	68,618,298

Output Results				
Activity 01: Provide an integrated assistance package including food assistance (conditional and/or unconditional), school meals, and specialized nutritious food to refugees, IDPs, host population, children and PLW/Gs affected by climate shocks, conflicts and other disruptions				
Output indicator	Detailed indicator	Unit of measure	Planned	Actual
A: Crisis-affected IDPs and host communities receive in a timely manner food, nutritional products, CBT, non-food items, in sufficient quantity and quality to meet their basic food needs.				
General Distribution				
A.8: Number of rations provided	A.8.1: Number of rations provided	ration	581,453,280	594,000,000
Prevention of acute malnutrition				
A.8: Number of rations provided	A.8.1: Number of rations provided	ration	10,000,000	31,120,000
Therapeutic Feeding (treatment of severe acute malnutrition)				
A.8: Number of rations provided	A.8.1: Number of rations provided	ration	20,000	13,000
Treatment of moderate acute malnutrition				
A.8: Number of rations provided	A.8.1: Number of rations provided	ration	500,000	0
A: Crisis-affected refugees receive in a timely manner food, nutritional products, school meals, cash-based transfers (CBT), non-food items, in sufficient quantity and quality to meet their basic food needs.				
General Distribution				
A.8: Number of rations provided	A.8.1: Number of rations provided	ration	8,000,000	12,960,000
B: Crisis-affected children and PLW/Gs receive adequate and timely specialized nutritious food to prevent and treat MAM.				
General Distribution				
B.1: Quantity of fortified food provided	B.1.1: Quantity of fortified food provided	MT	7,000	1,877
Prevention of acute malnutrition				
B.2: Quantity of specialized nutritious foods provided	B.2.1: Quantity of specialized nutritious foods provided	MT	7,000	4,847

Outcome Results								
Activity 01: Provide an integrated assistance package including food assistance (conditional and/or unconditional), school meals, and specialized nutritious food to refugees, IDPs, host population, children and PLW/Gs affected by climate shocks, conflicts and other disruptions								
Outcome Indicator	Sex	Baseline	End-CSP Target	2022 Target	2022 Follow-up	2021 Follow-up	2020 Follow-up	source
<b>Target Group:</b> IDPs - <b>Location:</b> Burkina Faso - <b>Modality:</b> Cash, Food - <b>Subactivity:</b> General Distribution								
Consumption-based Coping Strategy Index (Average)	Female	15	<3	<3	8.21	12	9.8	WFP survey
	Male	15	<3	<3	6.4	10	10.1	WFP survey
	Overall	15	<3	<3	6.64	11	10	WFP survey
Food Consumption Score – Nutrition: Percentage of households that consumed Hem Iron rich food daily (in the last 7 days)	Female	4	>4	>4	0	0	4	WFP survey
	Male	7	>7	>7	1.8	1	7	WFP survey
	Overall	6	>6	>6	1.8	2	6	WFP survey
Food Consumption Score – Nutrition: Percentage of households that consumed Vit A rich food daily (in the last 7 days)	Female	6	>6	>6	52.8	52	6	WFP survey
	Male	6	>6	>6	51.5	62	6	WFP survey
	Overall	6	>6	>6	51.6	62	6	WFP survey

Food Consumption Score – Nutrition: Percentage of households that consumed Protein rich food daily (in the last 7 days)	Female	10	>10	>10	12.4	12	10	WFP survey
	Male	11	>11	>11	8.4	24	11	WFP survey
	Overall	10	>10	>10	9	23	10	WFP survey
Food Consumption Score – Nutrition: Percentage of households that never consumed Hem Iron rich food (in the last 7 days)	Female	61	<61	<51	38.8	94	61	WFP survey
	Male	53	<53	<53	29.3	83	53	WFP survey
	Overall	54	<54	<54	30.5	83	54	WFP survey
Food Consumption Score – Nutrition: Percentage of households that never consumed Protein rich food (in the last 7 days)	Female	37	<37	<37	41.4	2	37	WFP survey
	Male	24	<24	<24	39.5	17	24	WFP survey
	Overall	26	<26	<26	39.7	17	26	WFP survey
Food Consumption Score – Nutrition: Percentage of households that never consumed Vit A rich food (in the last 7 days)	Female	77	<77	<77	25.9	18	77	WFP survey
	Male	72	<72	<72	25.2	15	72	WFP survey
	Overall	73	<73	<73	25.3	15	73	WFP survey
Food Consumption Score – Nutrition: Percentage of households that sometimes consumed Hem Iron rich food (in the last 7 days)	Female	35	<35	<35	61.2	6	35	WFP survey
	Male	40	<40	<40	68.9	16	40	WFP survey
	Overall	40	<40	<40	67.9	5	40	WFP survey
Food Consumption Score – Nutrition: Percentage of households that sometimes consumed Protein rich food (in the last 7 days)	Female	53	<53	<53	46.1	78	53	WFP survey
	Male	65	<65	<65	52.1	59	65	WFP survey
	Overall	63	<63	<63	51.3	60	63	WFP survey
Food Consumption Score – Nutrition: Percentage of households that sometimes consumed Vit A rich food (in the last 7 days)	Female	17	<17	<17	21.3	30	17	WFP survey
	Male	22	<22	<22	23.4	23	22	WFP survey
	Overall	21	<21	<21	23.1	23	21	WFP survey
Food Consumption Score: Percentage of households with Acceptable Food Consumption Score	Female	53.1	>80	>80	39.1	35	37	WFP survey
	Male	53.1	>80	>80	36.1	35	37	WFP survey
	Overall	53.1	>80	>80	36.5	35	37	WFP survey
Food Consumption Score: Percentage of households with Borderline Food Consumption Score	Female	53.6	<15	<15	40.7	50	37	WFP survey
	Male	40.6	<15	<15	46	50	37	WFP survey
	Overall	40.6	<15	<15	45.3	50	37	WFP survey
Food Consumption Score: Percentage of households with Poor Food Consumption Score	Female	6.3	<5	<5	20.2	15	26	WFP survey
	Male	6.3	<5	<5	17.8	15	26	WFP survey
	Overall	6.3	<5	<5	18.1	15	26	WFP survey
Food Expenditure Share	Female	68.4	<30	<60	0			WFP survey
	Male	68.4	<30	<60	0			WFP survey
	Overall	68.4	<30	<60	0			WFP survey
Minimum Dietary Diversity – Women	Overall	13	>80	>20	8.4	9	13	WFP survey
<b>Target Group:</b> Lean Season - <b>Location:</b> Burkina Faso - <b>Modality:</b> Cash, Food - <b>Subactivity:</b> General Distribution								
Consumption-based Coping Strategy Index (Average)	Female	13.5	<3	<3	7.92	12	16	WFP survey
	Male	13.5	<3	<3	8.9	10	12	WFP survey
	Overall	13.5	<3	<3	8.69	11	12	WFP survey
Food Consumption Score: Percentage of households with Acceptable Food Consumption Score	Female	46.1	>80	>80	17	28	56	WFP survey
	Male	56.1	>80	>80	20	34	56	WFP survey
	Overall	53.9	>80	>80	17	33	56	WFP survey
Food Consumption Score: Percentage of households with Borderline Food Consumption Score	Female	50.2	<15	<15	69	53	23	WFP survey
	Male	38.2	<15	<15	54	54	23	WFP survey
	Overall	41.9	<15	<15	67	54	23	WFP survey
Food Consumption Score: Percentage of households with Poor Food Consumption Score	Female	3.7	<5	≤5	14	19	21	WFP survey
	Male	5.7	<5	≤5	26	12	21	WFP survey
	Overall	5.1	<5	≤5	16	13	21	WFP survey

Food Expenditure Share	Female	68.4	<50	<60	87	91		WFP survey
	Male	68.4	<50	<60	87	91		WFP survey
	Overall	68.4	<50	<60	87	91		WFP survey
Minimum Dietary Diversity – Women	Overall	10	>80	>20	13	10		WFP survey
<b>Target Group:</b> refugees - <b>Location:</b> Sahel - <b>Modality:</b> Cash, Food - <b>Subactivity:</b> General Distribution								
Consumption-based Coping Strategy Index (Average)	Female	19	<3	<6	16	16	11.6	WFP survey
	Male	19	<3	<6	15	14	14.6	WFP survey
	Overall	19	<3	<6	15	15	14.2	WFP survey
Food Consumption Score – Nutrition: Percentage of households that consumed Hem Iron rich food daily (in the last 7 days)	Female	25	>25	>25	3	3	25	WFP survey
	Male	13	>13	>13	2	2	13	WFP survey
	Overall	14	>14	>14	3	3	14	WFP survey
Food Consumption Score – Nutrition: Percentage of households that consumed Vit A rich food daily (in the last 7 days)	Female	0	>0	>0	12	12	0	WFP survey
	Male	7	>7	>7	13	13	7	WFP survey
	Overall	6	>6	>6	13	13	6	WFP survey
Food Consumption Score – Nutrition: Percentage of households that consumed Protein rich food daily (in the last 7 days)	Female	25	>25	>25	14	14	25	WFP survey
	Male	16	>16	>16	15	15	16	WFP survey
	Overall	18	>18	>18	15	15	18	WFP survey
Food Consumption Score – Nutrition: Percentage of households that never consumed Hem Iron rich food (in the last 7 days)	Female	33	<33	<33	65	65	33	WFP survey
	Male	35	<35	<35	56	56	35	WFP survey
	Overall	35	<35	<35	60	60	35	WFP survey
Food Consumption Score – Nutrition: Percentage of households that never consumed Protein rich food (in the last 7 days)	Female	0	<0	<0	27	27	0	WFP survey
	Male	13	<13	<13	25	25	13	WFP survey
	Overall	11	<11	<11	25	25	11	WFP survey
Food Consumption Score – Nutrition: Percentage of households that never consumed Vit A rich food (in the last 7 days)	Female	58	<58	<58	40	40	58	WFP survey
	Male	56	<56	<56	37	37	56	WFP survey
	Overall	57	<57	<57	38	38	57	WFP survey
Food Consumption Score – Nutrition: Percentage of households that sometimes consumed Hem Iron rich food (in the last 7 days)	Female	42	<42	<42	32	32	42	WFP survey
	Male	52	<52	<52	42	42	52	WFP survey
	Overall	51	<51	<51	37	37	51	WFP survey
Food Consumption Score – Nutrition: Percentage of households that sometimes consumed Protein rich food (in the last 7 days)	Female	75	<75	<75	59	59	75	WFP survey
	Male	71	<71	<71	60	60	71	WFP survey
	Overall	71	<71	<71	60	60	71	WFP survey
Food Consumption Score – Nutrition: Percentage of households that sometimes consumed Vit A rich food (in the last 7 days)	Female	42	<42	<42	48	48	42	WFP survey
	Male	36	<36	<36	50	50	36	WFP survey
	Overall	37	<37	<37	49	49	37	WFP survey
Food Consumption Score: Percentage of households with Acceptable Food Consumption Score	Female	77.5	>80	>80	28	28	67	WFP survey
	Male	81.9	>80	>80	28	28	48	WFP survey
	Overall	80	>80	>80	28	28	51	WFP survey
Food Consumption Score: Percentage of households with Borderline Food Consumption Score	Female	17.6	<15	<15	40	44	25	WFP survey
	Male	13	<15	<15	40	40	33	WFP survey
	Overall	15	<15	<15	40	42	32	WFP survey
Food Consumption Score: Percentage of households with Poor Food Consumption Score	Female	4.9	<5	≤5	28	28	8	WFP survey
	Male	5.1	<5	≤5	32	32	19	WFP survey
	Overall	5	<5	≤5	30	30	18	WFP survey
Food Expenditure Share	Female	74.5	<30	<60	94	94		WFP survey
	Male	74.5	<30	<60	94	94		WFP survey
	Overall	74.5	<30	<60	94	94		WFP survey



Minimum Dietary Diversity – Women	Overall	17.9	>80	>20	16	16	18	WFP survey
-----------------------------------	---------	------	-----	-----	----	----	----	------------

Strategic Outcome 02: Food insecure populations including school-age children, in targeted areas have access to adequate and nutritious food all year-round					Resilience Building	
Output Results						
Activity 02: Provide school meals to vulnerable children during the primary school year, including take home rations for girls						
Detailed Indicator	Beneficiary Group	Sub Activity	Unit of measure	Planned	Actual	
A.1: Beneficiaries receiving food transfers	Students (primary schools)	School feeding (on-site)	Female	34,858	18,394	
			Male	37,762	17,700	
			<b>Total</b>	<b>72,620</b>	<b>36,094</b>	
A.1: Beneficiaries receiving food transfers	Students (primary schools)	School feeding (take-home rations)	Female	4,287	4,015	
			<b>Total</b>	<b>4,287</b>	<b>4,015</b>	
A.2: Food transfers			MT	4,152	4,073	
A.3: Cash-based transfers			US\$	2,214,000	0	
Activity 03: Provide assistance through CBT to beneficiaries targeted by government social safety nets including capacity strengthening for adolescent girls						
Detailed Indicator	Beneficiary Group	Sub Activity	Unit of measure	Planned	Actual	
A.1: Beneficiaries receiving cash-based transfers	All	HIV/TB Mitigation & Safety; Nets	Female	20,400	4,428	
			Male	19,600	4,257	
			<b>Total</b>	<b>40,000</b>	<b>8,685</b>	
A.3: Cash-based transfers			US\$	1,429,363	73,381	

Output Results					
Activity 02: Provide school meals to vulnerable children during the primary school year, including take home rations for girls					
Output indicator	Detailed indicator	Unit of measure	Planned	Actual	
A: Children attending school receive timely and adequate nutritious meals that meet their food and nutrition needs and support school attendance.					
School feeding (on-site)					
A.6: Number of institutional sites assisted	A.6.20: Number of primary schools assisted by WFP	school	928	742	
C: Children attending school receive timely and adequate nutritious meals that meet their food and nutrition needs and support school attendance.					
Individual capacity strengthening activities					
C.5*: Number of capacity strengthening initiatives facilitated by WFP to enhance national food security and nutrition stakeholder capacities (new)	C.5*.1: Number of technical assistance activities provided	unit	6	6	
C.8*: USD value of assets and infrastructure handed over to national stakeholders as a result of WFP capacity strengthening support (new)	C.8*.1: USD value of assets and infrastructure handed over to national stakeholders as a result of WFP capacity strengthening support (new)	US\$	185,759.02	185,964.02	
E*: Children attending school receive timely and adequate nutritious meals that meet their food and nutrition needs and support school attendance					
Individual capacity strengthening activities					
E*.4: Number of people reached through interpersonal SBCC approaches	E*.4.1: Number of people reached through interpersonal SBCC approaches (male)	Number	15	0	
E*.4: Number of people reached through interpersonal SBCC approaches	E*.4.2: Number of people reached through interpersonal SBCC approaches (female)	Number	10	0	

## Outcome Results

### Activity 02: Provide school meals to vulnerable children during the primary school year, including take home rations for girls

Outcome Indicator	Sex	Baseline	End-CSP Target	2022 Target	2022 Follow-up	2021 Follow-up	2020 Follow-up	source
<b>Target Group:</b> School-aged children - <b>Location:</b> Sahel - <b>Modality:</b> Food - <b>Subactivity:</b> General Distribution								
Retention rate / Drop-out rate (new):	Female	14.6	<5	<5	32.7	33.28	18.05	Secondary data
Drop-out rate	Male	14.6	<5	<5	34.09	35.17	14.9	Secondary data
	Overall	14.6	<5	<5	33.4	34.23	16.48	Secondary data
Retention rate / Drop-out rate (new):	Female	85.4	>95	>95	67.3	66.72	81.95	Secondary data
Retention rate	Male	85.4	>95	>95	65.91	64.83	85.1	Secondary data
	Overall	85.4	>95	>95	66.61	65.78	83.5	Secondary data
<b>Target Group:</b> school-age children - <b>Location:</b> Burkina Faso - <b>Modality:</b> Food - <b>Subactivity:</b> School feeding (on-site)								
Enrolment rate	Female	5	>10	>7	25.4	34.5	13.3	Secondary data
	Male	4.5	>10	>7	21.9	31.4	12.18	Secondary data
	Overall	4.7	>10	>7	23.65	32.95	12.74	Secondary data
Gender ratio	Overall	1.11	=1	=1	0.96	0.94	1.08	Secondary data

Strategic Outcome 03: Nutritionally vulnerable populations including children aged 6-59 months, pregnant and lactating women and girls (PLW/Gs), antiretroviral therapy (ART) clients, in targeted areas have improved nutritional status all year round.					Resilience Building	
Output Results						
Activity 04: Support beneficiaries through the provision of specialized nutritious food and integrated programmes (including SBCC) to manage acute malnutrition and prevent stunting						
Detailed Indicator	Beneficiary Group	Sub Activity	Unit of measure	Planned	Actual	
A.1: Beneficiaries receiving cash-based transfers	ART clients	HIV/TB Care&treatment;	Female	650	0	
			Male	600	0	
			<b>Total</b>	<b>1,250</b>	<b>0</b>	
A.1: Beneficiaries receiving cash-based transfers	Children	Prevention of acute malnutrition	Female	6,504	3,423	
			Male	6,769	2,478	
			<b>Total</b>	<b>13,273</b>	<b>5,901</b>	
A.1: Beneficiaries receiving cash-based transfers	Pregnant and lactating women	Prevention of acute malnutrition	Female	2,450	3,553	
			Male	2,550	0	
			<b>Total</b>	<b>5,000</b>	<b>3,553</b>	
A.1: Beneficiaries receiving food transfers	ART clients	HIV/TB Care&treatment;	Female	650	0	
			Male	600	0	
			<b>Total</b>	<b>1,250</b>	<b>0</b>	
A.1: Beneficiaries receiving food transfers	ART clients	Treatment of moderate acute malnutrition	Female	259	0	
			Male	251	0	
			<b>Total</b>	<b>510</b>	<b>0</b>	
A.1: Beneficiaries receiving food transfers	Children	Prevention of acute malnutrition	Female	1,260	0	
			Male	1,163	0	
			<b>Total</b>	<b>2,423</b>	<b>0</b>	
A.1: Beneficiaries receiving food transfers	Children	Treatment of moderate acute malnutrition	Female	52,749	68,882	
			Male	54,903	71,695	
			<b>Total</b>	<b>107,652</b>	<b>140,577</b>	
A.1: Beneficiaries receiving food transfers	Pregnant and lactating women	Prevention of acute malnutrition	Female	2,099	0	
			<b>Total</b>	<b>2,099</b>	<b>0</b>	
A.1: Beneficiaries receiving food transfers	Pregnant and lactating women	Treatment of moderate acute malnutrition	Female	17,231	56,951	
			<b>Total</b>	<b>17,231</b>	<b>56,951</b>	
A.2: Food transfers			MT	1,569	501	
A.3: Cash-based transfers			US\$	1,301,140	920,739	

Output Results				
Activity 04: Support beneficiaries through the provision of specialized nutritious food and integrated programmes (including SBCC) to manage acute malnutrition and prevent stunting				
Output indicator	Detailed indicator	Unit of measure	Planned	Actual
B: Targeted children aged 6-59 months and PLW/Gs receive adequate and timely specialized nutritious food that treat moderate acute malnutrition.				
Therapeutic Feeding (treatment of severe acute malnutrition)				
B.1: Quantity of fortified food provided	B.1.1: Quantity of fortified food provided	MT	50	0.1
Treatment of moderate acute malnutrition				
B.1: Quantity of fortified food provided	B.1.1: Quantity of fortified food provided	MT	1,701	15.3
B.2: Quantity of specialized nutritious foods provided	B.2.1: Quantity of specialized nutritious foods provided	MT	2,500	429
B: Targeted children aged 6-23 months and PLW/Gs receive adequate and timely specialized nutritious food that prevent moderate acute malnutrition.				
Prevention of acute malnutrition				
B.1: Quantity of fortified food provided	B.1.1: Quantity of fortified food provided	MT	100	5
E*: Targeted beneficiaries receive SBCC that improve nutrition-related practices and prevent malnutrition.				
Food assistance for training				
E*.4: Number of people reached through interpersonal SBCC approaches	E*.4.1: Number of people reached through interpersonal SBCC approaches (male)	Number	7,000	0
E*.4: Number of people reached through interpersonal SBCC approaches	E*.4.2: Number of people reached through interpersonal SBCC approaches (female)	Number	10,000	0
Treatment of moderate acute malnutrition				
E*.4: Number of people reached through interpersonal SBCC approaches	E*.4.1: Number of people reached through interpersonal SBCC approaches (male)	Number	25,000	0
E*.4: Number of people reached through interpersonal SBCC approaches	E*.4.2: Number of people reached through interpersonal SBCC approaches (female)	Number	25,000	0

Outcome Results								
Activity 04: Support beneficiaries through the provision of specialized nutritious food and integrated programmes (including SBCC) to manage acute malnutrition and prevent stunting								
Outcome Indicator	Sex	Baseline	End-CSP Target	2022 Target	2022 Follow-up	2021 Follow-up	2020 Follow-up	source
<b>Target Group:</b> CH 6-59 months, PLW/Gs, ART - <b>Location:</b> Burkina Faso - <b>Modality:</b> Food - <b>Subactivity:</b> Prevention of stunting								
Proportion of eligible population that participates in programme (coverage)	Female	80	>70	>98	98	90	57	Secondary data
	Male	99	>70	>98	98	90	57	Secondary data
	Overall	86	>70	>98	98	90	57	Secondary data
<b>Target Group:</b> Children 6-59 months, PLW/Gs - <b>Location:</b> Burkina Faso - <b>Modality:</b> Food - <b>Subactivity:</b> Treatment of moderate acute malnutrition								
MAM Treatment Default rate	Female	3.86	<15	<3.86	4.36	7.82	7.82	Secondary data
	Male	3.86	<15	<3.86	4.36	7.82	7.82	Secondary data
	Overall	3.86	<15	<3.86	4.36	7.82	7.82	Secondary data

MAM Treatment Non-response rate	Female	6	<3	<6	0.66	1.2	0.66	Secondary data
	Male	6	<3	<6	0.66	1.2	0.66	Secondary data
	Overall	6	<3	<6	0.66	1.2	0.66	Secondary data
<b>Target Group:</b> Children 6-59 months, PLW/Gs, ART - <b>Location:</b> Burkina Faso - <b>Modality:</b> Food - <b>Subactivity:</b> Prevention of acute malnutrition								
Proportion of children 6-23 months of age who receive a minimum acceptable diet	Female	61	>90	>70	76	61	61	Secondary data
	Male	61	>90	>70	76	61	61	Secondary data
	Overall	61	>90	>70	76	61	61	Secondary data
<b>Target Group:</b> Children 6-59 months, PLW/Gs, ART - <b>Location:</b> Burkina Faso - <b>Modality:</b> Food - <b>Subactivity:</b> Treatment of moderate acute malnutrition								
MAM Treatment Mortality rate	Female	4	<3	<3	0.21	1	0.3	Secondary data
	Male	5	<3	<3	0.21	1	0.3	Secondary data
	Overall	4	<3	<3	0.21	1	0.3	Secondary data
MAM Treatment Recovery rate	Female	95.6	>75	>95.6	94.76	95.6	96	WFP survey
	Male	95.6	>75	>95.6	94.76	95.6	96	WFP survey
	Overall	95.6	>75	>95.6	94.76	95.6	96	WFP survey

Strategic Outcome 04: Smallholder farmers and communities in targeted areas, including those affected by recurrent climate shocks, have more resilient livelihoods and sustainable food systems by 2023				Resilience Building	
Output Results					
Activity 05: Support targeted groups through livelihood and asset creation, gender-responsive and nutrition sensitive value chain development, weather insurance schemes, and innovative production technologies and practices					
Detailed Indicator	Beneficiary Group	Sub Activity	Unit of measure	Planned	Actual
A.1: Beneficiaries receiving capacity strengthening transfers	All	Smallholder agricultural market support activities	Female	35,700	14,400
			Male	34,300	9,600
			<b>Total</b>	<b>70,000</b>	<b>24,000</b>
A.1: Beneficiaries receiving cash-based transfers	All	Climate adaptation and risk management activities	Female	7,650	0
			Male	7,350	0
			<b>Total</b>	<b>15,000</b>	<b>0</b>
A.1: Beneficiaries receiving cash-based transfers	All	Food assistance for asset	Female	229,500	150,271
			Male	220,500	144,378
			<b>Total</b>	<b>450,000</b>	<b>294,649</b>
A.1: Beneficiaries receiving cash-based transfers	All	Macro-Insurance Climate Actions	Female	0	13,326
			Male	0	12,805
			<b>Total</b>	<b>0</b>	<b>26,131</b>
A.1: Beneficiaries receiving food transfers	All	Food assistance for asset	Female	45,900	9,886
			Male	44,100	9,500
			<b>Total</b>	<b>90,000</b>	<b>19,386</b>
A.2: Food transfers			MT	3,510	721
A.3: Cash-based transfers			US\$	15,961,843	2,540,473

Output Results				
Activity 05: Support targeted groups through livelihood and asset creation, gender-responsive and nutrition sensitive value chain development, weather insurance schemes, and innovative production technologies and practices				
Output indicator	Detailed indicator	Unit of measure	Planned	Actual
C: Targeted smallholder farmers have improved access to innovative production technologies, best practices, structured markets and pro-smallholder services to enhance their role in the value chain including in relation to home-grown school feeding.				
Food assistance for asset				
C.5*: Number of capacity strengthening initiatives facilitated by WFP to enhance national food security and nutrition stakeholder capacities (new)	C.5*.2: Number of training sessions/workshop organized	training session	18	12
D: Targeted populations benefit from assets built or restored and other livelihood support interventions to improve their resilience to natural shocks and adaptation to climate change.				
Food assistance for asset				
D.1: Number of assets built, restored or maintained by targeted households and communities, by type and unit of measure	D.1.10: Hectares (ha) of cultivated land treated with both physical soil and water conservation measures and biological stabilization or agro forestry techniques	Ha	1,039	964
D.1: Number of assets built, restored or maintained by targeted households and communities, by type and unit of measure	D.1.110: Linear meters (m) of flood protection dikes constructed	meter	3,268	4,500
D.1: Number of assets built, restored or maintained by targeted households and communities, by type and unit of measure	D.1.129: Number of wells, shallow wells constructed for irrigation/livestock use (0-50 cbmt)	Number	28	4
D.1: Number of assets built, restored or maintained by targeted households and communities, by type and unit of measure	D.1.133: Number of community water ponds for domestic use constructed (3000-8000 cbmt)	Number	60	25
D.1: Number of assets built, restored or maintained by targeted households and communities, by type and unit of measure	D.1.22: Hectares (ha) of gardens created	Ha	155	149
D.1: Number of assets built, restored or maintained by targeted households and communities, by type and unit of measure	D.1.31: Hectares (ha) of zai and/or planting pit system established	Ha	3,385	3,248
D.1: Number of assets built, restored or maintained by targeted households and communities, by type and unit of measure	D.1.38: Kilometres (km) of feeder roads rehabilitated	Km	47	47
D.1: Number of assets built, restored or maintained by targeted households and communities, by type and unit of measure	D.1.44: Linear meters (m) of soil/stones bunds or small dikes created	meter	1,284	1,224
D.1: Number of assets built, restored or maintained by targeted households and communities, by type and unit of measure	D.1.5: Hectares (ha) of agricultural land benefiting from rehabilitated irrigation schemes (including irrigation canal repair, specific protection measures, embankments, etc)	Ha	349	351
D.1: Number of assets built, restored or maintained by targeted households and communities, by type and unit of measure	D.1.92: Number of school gardens established	Number	48	46
D.1: Number of assets built, restored or maintained by targeted households and communities, by type and unit of measure	D.1.9: Hectares (ha) of cultivated land treated and conserved with physical soil and water conservation measures only	Ha	10,217	8,235
G: Targeted smallholders farmers have improved access to innovative production technologies, best practices, structured markets and pro-smallholder services to enhance their role in the value chain including in relation to home-grown school feeding.				
Forecast-based Anticipatory Climate Actions				

G.7: Percentage of tools developed or reviewed to strengthen national capacities for Forecast-based Anticipatory Action	G.7.1: Percentage of tools developed or reviewed to strengthen national capacities for Forecast-based Anticipatory Action	%	100	100
G.7: Percentage of tools developed or reviewed to strengthen national capacities for Forecast-based Anticipatory Action	G.7.2: Number of Anticipatory Action SOPs developed or reviewed through WFP's support	tool	1	1
G.8*: Number of people provided with direct access to information on climate and weather risks	G.8*.3: Number of people provided with direct access to information on climate and weather risks through mobile phones and/or SMS services	Number	5,857	0
G.8*: Number of people provided with direct access to information on climate and weather risks	G.8*.4: Number of people provided with direct access to information on climate and weather risks through face-to-face communication channels	Number	12,850	0
G.8*: Number of people provided with direct access to information on climate and weather risks	G.8*.5: Number of people provided with direct access to information on climate and weather risks through Radio Programmes	Number	152,190	0
G.9: Number of people covered and assisted through Forecast-based Anticipatory Actions against climate shocks	G.9.1: Number of people covered and assisted through Forecast-based Anticipatory Actions against climate shocks (male)	Individual	43,200	0
G.9: Number of people covered and assisted through Forecast-based Anticipatory Actions against climate shocks	G.9.2: Number of people covered and assisted through Forecast-based Anticipatory Actions against climate shocks (female)	Individual	46,800	0
<b>Macro-Insurance Climate Actions</b>				
G.11: Number of people benefiting from insurance payouts of risk transfer mechanisms supported by WFP	G.11.1: Number of people benefiting from payouts of ARC replica or any other macro-insurance schemes	Individual	70,000	21,101
G.12: Total USD value disbursed as payouts of risk transfer mechanisms supported by WFP	G.12.1: Total USD value disbursed as payouts of ARC replica or any other macro-insurance schemes	US\$		845,919
G.12: Total USD value disbursed as payouts of risk transfer mechanisms supported by WFP	G.12.2: Total USD value disbursed as payouts of micro-insurance schemes (Premium paid with Value Voucher for Services)	US\$	2,800,000	
G.1: Number of people covered by an insurance product through risk transfer mechanisms supported by WFP	G.1.9: Total number of people covered by ARC replica or any other macro-insurance schemes	Individual	250,000	179,643
G.2*: Total USD value of premiums paid under risk transfer mechanisms supported by WFP	G.2*.1: Total USD value of premiums paid under ARC replica or any other macro-insurance schemes	US\$	850,000	1,200,000
G.3: Total sum insured through risk management interventions	G.3.2: Total sum insured through ARC replica or any other macro-insurance schemes	US\$	4,397,760	7,185,704
<b>Micro / Meso Insurance Climate Actions</b>				
G.11: Number of people benefiting from insurance payouts of risk transfer mechanisms supported by WFP	G.11.2: Number of people benefiting from payouts of micro-insurance schemes - (Premium paid with Value Voucher for Services)	Individual	1,437	1,439
G.12: Total USD value disbursed as payouts of risk transfer mechanisms supported by WFP	G.12.2: Total USD value disbursed as payouts of micro-insurance schemes (Premium paid with Value Voucher for Services)	US\$	6,403	22,120

G.1: Number of people covered by an insurance product through risk transfer mechanisms supported by WFP	G.1.12: Total number of people covered by micro-insurance schemes (Premium paid with cash or direct payment)	Individual	17,500	26,131
G.2*: Total USD value of premiums paid under risk transfer mechanisms supported by WFP	G.2*.4: Total USD value of premiums paid under micro-insurance schemes - (Premium paid with Cash or Direct Payment)	US\$	40,108	49,922
G.3: Total sum insured through risk management interventions	G.3.3: Total sum insured through micro-insurance schemes (Premium paid with Value Voucher for Services)	US\$		554,681
G.3: Total sum insured through risk management interventions	G.3.6: Total sum insured through micro-insurance schemes (Premium paid with cash or direct payment)	US\$	374,833	554,681

Outcome Results								
Activity 05: Support targeted groups through livelihood and asset creation, gender-responsive and nutrition sensitive value chain development, weather insurance schemes, and innovative production technologies and practices								
Outcome Indicator	Sex	Baseline	End-CSP Target	2022 Target	2022 Follow-up	2021 Follow-up	2020 Follow-up	source
<b>Target Group:</b> Smallholder farmers and communities - <b>Location:</b> Burkina Faso - <b>Modality:</b> Cash, Food - <b>Subactivity:</b> Food assistance for asset								
Food Consumption Score: Percentage of households with Acceptable Food Consumption Score	Female	37.6	>80	>80	31.99	50	21	WFP survey
	Male	37.6	>80	>80	32.05	52	21	WFP survey
	Overall	37.6	>80	>80	32.04	52	21	WFP survey
Food Consumption Score: Percentage of households with Borderline Food Consumption Score	Female	49.5	<15	<15	44.4	33	43	WFP survey
	Male	49.5	<15	<15	42.96	34	43	WFP survey
	Overall	49.5	<15	<15	43.22	34	43	WFP survey
Food Consumption Score: Percentage of households with Poor Food Consumption Score	Female	12.9	<5	<5	23.6	17	36	WFP survey
	Male	12.9	<5	<5	24.98	14	36	WFP survey
	Overall	12.9	<5	<5	24.74	14	36	WFP survey
Livelihood-based Coping Strategy Index (Percentage of households using coping strategies): Percentage of households not using livelihood based coping strategies	Female	64.6	>80	>80	65.22	22	10	WFP survey
	Male	64.6	>80	>80	65.92	78	10	WFP survey
	Overall	64.6	>80	>80	65.8	66	10	WFP survey
Livelihood-based Coping Strategy Index (Percentage of households using coping strategies): Percentage of households using crisis coping strategies	Female	4.2	<4	<4	7.08	13	19	WFP survey
	Male	4.2	<4	<4	6.5	87	19	WFP survey
	Overall	4.2	<4	<4	6.6	14	19	WFP survey
Livelihood-based Coping Strategy Index (Percentage of households using coping strategies): Percentage of households using emergency coping strategies	Female	14.5	<10	<10	6.18	19	45	WFP survey
	Male	14.5	<10	<10	14.02	81	45	WFP survey
	Overall	14.5	<10	<10	12.63	12	45	WFP survey
Livelihood-based Coping Strategy Index (Percentage of households using coping strategies): Percentage of households using stress coping strategies	Female	16.8	<6	<6	21.53	14	26	WFP survey
	Male	16.8	<6	<6	13.56	86	26	WFP survey
	Overall	16.8	<6	<6	14.97	8	26	WFP survey
Proportion of the population in targeted communities reporting benefits from an enhanced livelihood asset base	Overall	94.6	>94.6	>94.6	88	98	93	WFP survey



Strategic Outcome 05: National institutions have strengthened capacities to manage gender and shock-responsive systems, food security, nutrition and social protection programmes and policies by 2023				- Root Causes	
Output Results					
Activity 06: : Provide capacity-strengthening support including emergency response, early warning systems, supply chain, National P4P, weather insurance, nutrition-sensitive social safety net data collection and management, to national institutions and partners.					
Output indicator	Detailed indicator	Unit of measure	Planned	Actual	
C: Food insecure and nutritionally vulnerable populations benefit from strengthened government and partners-led gender-responsive and adaptive social protection, climate and disaster risk reduction systems and supply chain mechanisms to meet their food and nutrition needs.					
Institutional capacity strengthening activities					
C.4*: Number of people engaged in capacity strengthening initiatives facilitated by WFP to enhance national food security and nutrition stakeholder capacities (new)	C.4*.1: Number of government/national partner staff receiving technical assistance and training	Individual	30	28	
C.5*: Number of capacity strengthening initiatives facilitated by WFP to enhance national food security and nutrition stakeholder capacities (new)	C.5*.1: Number of technical assistance activities provided	unit	20	12	
I: Food insecure populations benefit from enhanced hunger-related policy development and implementation, and private sector engagement including food fortification to improve their nutritional status and income					
Institutional capacity strengthening activities					
I.1*: Number of tools or products developed or revised to enhance national food security and nutrition systems as a result of WFP capacity strengthening support	I.1*.1: Number of tools or products developed or revised to enhance national food security and nutrition systems as a result of WFP capacity strengthening support	Number	5	5	

Outcome Results								
Activity 06: : Provide capacity-strengthening support including emergency response, early warning systems, supply chain, National P4P, weather insurance, nutrition-sensitive social safety net data collection and management, to national institutions and partners.								
Outcome Indicator	Sex	Baseline	End-CSP Target	2022 Target	2022 Follow-up	2021 Follow-up	2020 Follow-up	source
<b>Target Group:</b> Institutional - <b>Location:</b> Burkina Faso - <b>Modality:</b> Capacity Strengthening - <b>Subactivity:</b> Institutional capacity strengthening activities								
Number of national food security and nutrition policies, programmes and system components enhanced as a result of WFP capacity strengthening (new)	Overall	5	>5	>5	5	5	4	WFP programme monitoring

Strategic Outcome 06: Government, humanitarian and development partners in Burkina Faso have access to common services to access and operate in targeted areas throughout the year.				- Crisis Response	
Output Results					
Activity 07: Provide on-demand services to the Government, humanitarian and development partners including logistics coordination as well as information sharing					
Output indicator	Detailed indicator	Unit of measure	Planned	Actual	
H: Affected populations benefit from on-demand services and expertise provided to humanitarian and development partners to receive timely and effective humanitarian assistance.					
CBT platform					
H.2: Number of WFP-led clusters operational, by type	H.2.1: Number of WFP-led clusters operational	unit	1	1	
Food Security Cluster					
H.2: Number of WFP-led clusters operational, by type	H.2.1: Number of WFP-led clusters operational	unit	1	1	
Humanitarian Air Service					
H.2: Number of WFP-led clusters operational, by type	H.2.1: Number of WFP-led clusters operational	unit	1	1	
Activity 08: Provide technical assistance through the Emergency Telecommunications Sector/cluster to National Disaster Management Offices and other relevant partners to strengthen emergency communication and coordination mechanisms.					
Output indicator	Detailed indicator	Unit of measure	Planned	Actual	
H: Affected populations benefit from emergency telecommunications services provided to national disaster management cells, humanitarian agencies and partners to receive timely and effective humanitarian assistance.					
Emergency Telecommunication Cluster					
H.8: Number of emergency telecoms and information and communications technology (ICT) systems established, by type	H.8.1: Number of emergency telecoms and information and communications technology (ICT) systems established	system	6	6	
H.8: Number of emergency telecoms and information and communications technology (ICT) systems established, by type	H.8.6: Total number of common operational areas provided with security communications services	Number	3	2	
Activity 09: Provide Humanitarian Air Services to National Disaster Management Offices and other relevant partners to access areas of humanitarian interventions.					
Output indicator	Detailed indicator	Unit of measure	Planned	Actual	
H: Affected populations benefit from the humanitarian air services provided to national disaster management cells, humanitarian agencies and partners to receive timely and effective humanitarian assistance.					
Humanitarian Air Service					
H.4: Total volume of cargo transported	H.4.6: Metric tons of cargo transported	metric ton	65	762	
H.5: Percentage of cargo capacity offered against total capacity requested	H.5.1: Percentage of cargo capacity offered against total capacity requested	%	100	87	
H.7: Total number of passengers transported	H.7.3: Number of passengers transported	Individual	2,400	15,320	
Activity 10: Provide logistics expertise and coordination services to partners in absence of alternatives to ensure humanitarian assistance as well as other supply chain services in order to support effective and efficient humanitarian response.					
Output indicator	Detailed indicator	Unit of measure	Planned	Actual	
H: Affected populations benefit from the logistics services provided to national disaster management cells, humanitarian agencies and partners to receive timely and effective humanitarian assistance.					
Logistics Cluster					
H.5: Percentage of cargo capacity offered against total capacity requested	H.5.1: Percentage of cargo capacity offered against total capacity requested	%	100	100	

### Outcome Results

**Activity 10: Provide logistics expertise and coordination services to partners in absence of alternatives to ensure humanitarian assistance as well as other supply chain services in order to support effective and efficient humanitarian response.**

Outcome Indicator	Sex	Baseline	End-CSP Target	2022 Target	2022 Follow-up	2021 Follow-up	2020 Follow-up	source
<b>Target Group:</b> Government, humanitarian and development partners - <b>Location:</b> Burkina Faso - <b>Modality:</b> Capacity Strengthening - <b>Subactivity:</b> Logistics Cluster								
User satisfaction rate	Overall	87	>90	>90	98	90	87	WFP programme monitoring

## Cross-cutting Indicators

### Progress towards gender equality indicators

Improved gender equality and women's empowerment among WFP-assisted population								
Activity 01: Provide an integrated assistance package including food assistance (conditional and/or unconditional), school meals, and specialized nutritious food to refugees, IDPs, host population, children and PLW/Gs affected by climate shocks, conflicts and other disruptions								
CrossCutting Indicator	Sex	Baseline	End-CSP Target	2022 Target	2022 Follow-up	2021 Follow-up	2020 Follow-up	source
<b>Target Group:</b> Beneficiaries - <b>Location:</b> Burkina Faso - <b>Modality:</b> Cash, Food - <b>Subactivity:</b> General Distribution								
Proportion of food assistance decision-making entity – committees, boards, teams, etc. – members who are women - -	Overall	75	>60	>75	60	70	70	WFP programme monitoring
Proportion of households where women, men, or both women and men make decisions on the use of food/cash/vouchers, disaggregated by transfer modality - Decisions jointly made by women and men	Overall	14	>60	>60	48	21	26	WFP survey
Proportion of households where women, men, or both women and men make decisions on the use of food/cash/vouchers, disaggregated by transfer modality - Decisions made by men	Overall	77	<20	<20	39	46	36	WFP survey
Proportion of households where women, men, or both women and men make decisions on the use of food/cash/vouchers, disaggregated by transfer modality - Decisions made by women	Overall	9	>20	>20	13	33	37	WFP survey
Activity 05: Support targeted groups through livelihood and asset creation, gender-responsive and nutrition sensitive value chain development, weather insurance schemes, and innovative production technologies and practices								
CrossCutting Indicator	Sex	Baseline	End-CSP Target	2022 Target	2022 Follow-up	2021 Follow-up	2020 Follow-up	source
<b>Target Group:</b> Participants to WFP activities - <b>Location:</b> Burkina Faso - <b>Modality:</b> Cash, Food - <b>Subactivity:</b> Food assistance for asset								
Type of transfer (food, cash, voucher, no compensation) received by participants in WFP activities, disaggregated by sex and type of activity - -	Female	60.3	≥50	≥50	50	60	60	WFP programme monitoring WFP programme monitoring WFP programme monitoring
	Male	39.7	≥50	≥50	50	40	40	
	Overall	100	≥100	≥100	100	100	100	

## Protection indicators

Affected populations are able to benefit from WFP programmes in a manner that ensures and promotes their safety, dignity and integrity

**Activity 01: Provide an integrated assistance package including food assistance (conditional and/or unconditional), school meals, and specialized nutritious food to refugees, IDPs, host population, children and PLW/Gs affected by climate shocks, conflicts and other disruptions**

CrossCutting Indicator	Sex	Baseline	End-CSP Target	2022 Target	2022 Follow-up	2021 Follow-up	2020 Follow-up	source
<b>Target Group:</b> Beneficiaries - <b>Location:</b> Burkina Faso - <b>Modality:</b> Cash, Food - <b>Subactivity:</b> General Distribution								
Proportion of targeted people accessing assistance without protection challenges -	Female	80	>90	>80	90	99		WFP survey
	Male	80	>90	>80	90	99		WFP survey
	Overall	80	>90	>80	90	99		WFP survey
Proportion of targeted people having unhindered access to WFP programmes (new) - -	Female	68	>90	>90	67	68	68	WFP survey
	Male	75	>90	>90	69	76	75	WFP survey
	Overall	74	>90	>90	71	74	74	WFP survey
Proportion of targeted people receiving assistance without safety challenges (new) - -	Female	86	>90	>90	98	63	87	WFP survey
	Male	87	>90	>90	95	59	86	WFP survey
	Overall	86	>90	>90	96	60	86	WFP survey
Proportion of targeted people who report that WFP programmes are dignified (new) - -	Female	97	>90	>97	98	99	97	WFP survey
	Male	97	>90	>97	98	99	97	-
	Overall	97	>90	>97	98	99	97	WFP survey

## Accountability to affected population indicators

Affected populations are able to hold WFP and partners accountable for meeting their hunger needs in a manner that reflects their views and preferences

**Activity 01: Provide an integrated assistance package including food assistance (conditional and/or unconditional), school meals, and specialized nutritious food to refugees, IDPs, host population, children and PLW/Gs affected by climate shocks, conflicts and other disruptions**

CrossCutting Indicator	Sex	Baseline	End-CSP Target	2022 Target	2022 Follow-up	2021 Follow-up	2020 Follow-up	source
<b>Target Group:</b> Beneficiaries - <b>Location:</b> Burkina Faso - <b>Modality:</b> Cash, Food - <b>Subactivity:</b>								
Proportion of project activities for which beneficiary feedback is documented, analysed and integrated into programme improvements - -	Overall	100	=100	=100	100	100	100	WFP programme monitoring
<b>Target Group:</b> Beneficiaries - <b>Location:</b> Burkina Faso - <b>Modality:</b> Cash, Food - <b>Subactivity:</b> General Distribution								
Proportion of assisted people informed about the programme (who is included, what people will receive, length of assistance) - -	Female	71	=80	≥80	90	90	70	WFP
	Male	76	=80	≥80	90	90	70	programme monitoring
	Overall	73	=80	≥80	90	90	70	WFP programme monitoring WFP programme monitoring

## Environment indicators

Targeted communities benefit from WFP programmes in a manner that does not harm the environment								
<b>Activity 01: Provide an integrated assistance package including food assistance (conditional and/or unconditional), school meals, and specialized nutritious food to refugees, IDPs, host population, children and PLW/Gs affected by climate shocks, conflicts and other disruptions</b>								
CrossCutting Indicator	Sex	Baseline	End-CSP Target	2022 Target	2022 Follow-up	2021 Follow-up	2020 Follow-up	source
<b>Target Group:</b> Beneficiaries - <b>Location:</b> Burkina Faso - <b>Modality:</b> - - <b>Subactivity:</b> Climate adaptation and risk management activities								
Proportion of FLAs/MOUs/CCs for CSP activities screened for environmental and social risk - -	Overall	0	=100	>0	0	0		WFP programme monitoring
<b>Activity 02: Provide school meals to vulnerable children during the primary school year, including take home rations for girls</b>								
CrossCutting Indicator	Sex	Baseline	End-CSP Target	2022 Target	2022 Follow-up	2021 Follow-up	2020 Follow-up	source
<b>Target Group:</b> Beneficiaries - <b>Location:</b> Burkina Faso - <b>Modality:</b> - - <b>Subactivity:</b> Climate adaptation and risk management activities								
Proportion of FLAs/MOUs/CCs for CSP activities screened for environmental and social risk - -	Overall	0	=100	>0	0	0		WFP programme monitoring
<b>Activity 04: Support beneficiaries through the provision of specialized nutritious food and integrated programmes (including SBCC) to manage acute malnutrition and prevent stunting</b>								
CrossCutting Indicator	Sex	Baseline	End-CSP Target	2022 Target	2022 Follow-up	2021 Follow-up	2020 Follow-up	source
<b>Target Group:</b> Beneficiaries - <b>Location:</b> Burkina Faso - <b>Modality:</b> Value voucher transfer for services - <b>Subactivity:</b> Climate adaptation and risk management activities								
Proportion of FLAs/MOUs/CCs for CSP activities screened for environmental and social risk - -	Overall	0	=100	>0	0	0		WFP programme monitoring
<b>Activity 05: Support targeted groups through livelihood and asset creation, gender-responsive and nutrition sensitive value chain development, weather insurance schemes, and innovative production technologies and practices</b>								
CrossCutting Indicator	Sex	Baseline	End-CSP Target	2022 Target	2022 Follow-up	2021 Follow-up	2020 Follow-up	source
<b>Target Group:</b> ACL1_Beneficiaries - <b>Location:</b> Burkina Faso - <b>Modality:</b> Cash, Food - <b>Subactivity:</b> Climate adaptation and risk management activities								
Proportion of activities for which environmental risks have been screened and, as required, mitigation actions identified - -	Overall	1		≥1	1			WFP programme monitoring
<b>Target Group:</b> Beneficiaries - <b>Location:</b> Burkina Faso - <b>Modality:</b> Cash, Food - <b>Subactivity:</b> Climate adaptation and risk management activities								
Proportion of FLAs/MOUs/CCs for CSP activities screened for environmental and social risk - -	Overall	0	=100	>0	0	0	0	-

Cover page photo © WFP/Evelyn Fey

Madeleine, other community members and internally displaced persons in Sirghin (Centre-Nord) rehabilitated degraded land with the half-moon technique.

**World Food Programme**

Contact info

Elvira Pruscini

[elvira.pruscini@wfp.org](mailto:elvira.pruscini@wfp.org)

<https://www.wfp.org/countries/burkina-faso>



# Financial Section

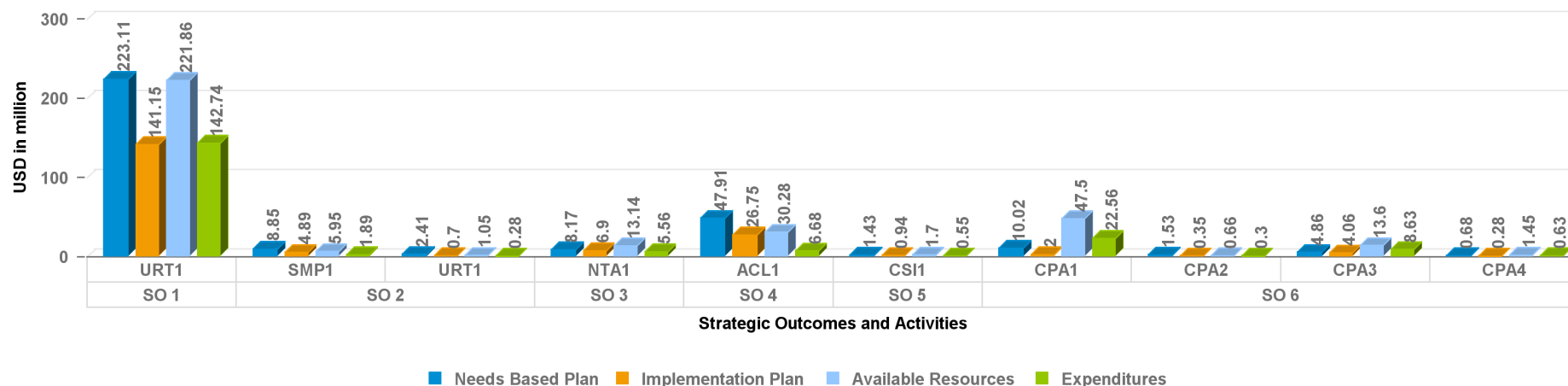
*Financial information is taken from WFP's financial records which have been submitted to WFP's auditors.*

# Annual Country Report

## Burkina Faso Country Portfolio Budget 2022 (2019-2025)

### Annual Financial Overview for the period 1 January to 31 December 2022 (Amount in USD)

#### Annual CPB Overview



Code	Strategic Outcome
SO 1	Crisis affected populations, including refugees, IDPs and host communities in targeted areas are able to meet their basic food and nutrition needs during and in the aftermath of a crisis
SO 2	Food insecure populations including school-age children, in targeted areas have access to adequate and nutritious food all year-round
SO 3	Nutritionally vulnerable populations including children aged 6-59 months, pregnant and lactating women and girls (PLW/Gs), antiretroviral therapy (ART) clients, in targeted areas have improved nutritional status all year round.
SO 4	Smallholder farmers and communities in targeted areas, including those affected by recurrent climate shocks, have more resilient livelihoods and sustainable food systems by 2023
SO 5	National institutions have strengthened capacities to manage gender and shock-responsive systems, food security, nutrition and social protection programmes and policies by 2023
SO 6	Government, humanitarian and development partners in Burkina Faso have access to common services to access and operate in targeted areas throughout the year.
Code	Country Activity Long Description
ACL1	Support targeted groups through livelihood and asset creation, gender-responsive and nutrition sensitive value chain development, weather insurance schemes, and innovative production technologies and practices
CPA1	Provide on-demand services to the Government, humanitarian and development partners including logistics coordination as well as information sharing
CPA2	Provide technical assistance through the Emergency Telecommunications Sector/cluster to National Disaster Management Offices and other relevant partners to strengthen emergency communication and coordination mechanisms.
CPA3	Provide Humanitarian Air Services to National Disaster Management Offices and other relevant partners to access areas of humanitarian interventions.
CPA4	Provide logistics expertise and coordination services to partners in absence of alternatives to ensure humanitarian assistance as well as other supply chain services in order to support effective and efficient humanitarian response.
CSI1	: Provide capacity-strengthening support including emergency response, early warning systems, supply chain, National P4P, weather insurance, nutrition-sensitive social safety net data collection and management, to national institutions and partners.
NTA1	Support beneficiaries through the provision of specialized nutritious food and integrated programmes (including SBCC) to manage acute malnutrition and prevent stunting
SMP1	Provide school meals to vulnerable children during the primary school year, including take home rations for girls
URT1	Provide an integrated assistance package including food assistance (conditional and/or unconditional), school meals, and specialized nutritious food to refugees, IDPs, host population, children and PLW/Gs affected by climate shocks, conflicts and other disruptions
URT1	Provide assistance through CBT to beneficiaries targeted by government social safety nets including capacity strengthening for adolescent girls

# Annual Country Report

## Burkina Faso Country Portfolio Budget 2022 (2019-2025)

### Annual Financial Overview for the period 1 January to 31 December 2022 (Amount in USD)

Strategic Result	Strategic Outcome	Activity	Needs Based Plan	Implementation Plan	Available Resources	Expenditures
1	Crisis affected populations, including refugees, IDPs and host communities in targeted areas are able to meet their basic food and nutrition needs during and in the aftermath of a crisis	Provide an integrated assistance package including food assistance (conditional and/or unconditional), school meals, and specialized nutritious food to refugees, IDPs, host population, children and PLW/Gs affected by climate shocks, conflicts and other disruptions	223,113,230	141,147,303	221,861,820	142,742,199
		Non Activity Specific	0	0	522,089	0
	Food insecure populations including school-age children, in targeted areas have access to adequate and nutritious food all year-round	Provide school meals to vulnerable children during the primary school year, including take home rations for girls	8,854,938	4,886,478	5,945,344	1,885,583
		Provide assistance through CBT to beneficiaries targeted by government social safety nets including capacity strengthening for adolescent girls	2,413,481	695,667	1,050,125	280,623
		Non Activity Specific	0	0	414,978	0
	<b>Subtotal Strategic Result 1. Everyone has access to food (SDG Target 2.1)</b>			<b>234,381,649</b>	<b>146,729,447</b>	<b>229,794,357</b>

# Annual Country Report

## Burkina Faso Country Portfolio Budget 2022 (2019-2025)

### Annual Financial Overview for the period 1 January to 31 December 2022 (Amount in USD)

Strategic Result	Strategic Outcome	Activity	Needs Based Plan	Implementation Plan	Available Resources	Expenditures
2	Nutritionally vulnerable populations including children aged 6-59 months, pregnant and lactating women and girls (PLW/Gs), antiretroviral therapy (ART) clients, in targeted areas have improved nutritional status all year round.	Support beneficiaries through the provision of specialized nutritious food and integrated programmes (including SBCC) to manage acute malnutrition and prevent stunting	8,170,787	6,904,981	13,142,194	5,562,137
		Non Activity Specific	0	0	476,551	0
<b>Subtotal Strategic Result 2. No one suffers from malnutrition (SDG Target 2.2)</b>			<b>8,170,787</b>	<b>6,904,981</b>	<b>13,618,745</b>	<b>5,562,137</b>
4	Smallholder farmers and communities in targeted areas, including those affected by recurrent climate shocks, have more resilient livelihoods and sustainable food systems by 2023	Support targeted groups through livelihood and asset creation, gender-responsive and nutrition sensitive value chain development, weather insurance schemes, and innovative production technologies and practices	47,910,532	26,746,000	30,279,778	6,683,102
		Non Activity Specific	0	0	2,781,247	0
<b>Subtotal Strategic Result 4. Food systems are sustainable (SDG Target 2.4)</b>			<b>47,910,532</b>	<b>26,746,000</b>	<b>33,061,025</b>	<b>6,683,102</b>

This computer generated report is certified by the Chief of Contribution Accounting and Donor Financial Reporting Branch (FINC)

# Annual Country Report

## Burkina Faso Country Portfolio Budget 2022 (2019-2025)

### Annual Financial Overview for the period 1 January to 31 December 2022 (Amount in USD)

Strategic Result	Strategic Outcome	Activity	Needs Based Plan	Implementation Plan	Available Resources	Expenditures
5	National institutions have strengthened capacities to manage gender and shock-responsive systems, food security, nutrition and social protection programmes and policies by 2023	: Provide capacity-strengthening support including emergency response, early warning systems, supply chain, National P4P, weather insurance, nutrition-sensitive social safety net data collection and management, to national institutions and partners.	1,434,128	944,944	1,701,217	545,187
		Non Activity Specific	0	0	251	0
<b>Subtotal Strategic Result 5. Countries have strengthened capacity to implement the SDGs (SDG Target 17.9)</b>			<b>1,434,128</b>	<b>944,944</b>	<b>1,701,468</b>	<b>545,187</b>

# Annual Country Report

## Burkina Faso Country Portfolio Budget 2022 (2019-2025)

### Annual Financial Overview for the period 1 January to 31 December 2022 (Amount in USD)

Strategic Result	Strategic Outcome	Activity	Needs Based Plan	Implementation Plan	Available Resources	Expenditures
8	Government, humanitarian and development partners in Burkina Faso have access to common services to access and operate in targeted areas throughout the year.	Provide on-demand services to the Government, humanitarian and development partners including logistics coordination as well as information sharing	10,024,800	2,000,000	47,504,490	22,562,719
		Provide technical assistance through the Emergency Telecommunications Sector/cluster to National Disaster Management Offices and other relevant partners to strengthen emergency communication and coordination mechanisms.	1,530,600	350,888	655,290	300,522
		Provide Humanitarian Air Services to National Disaster Management Offices and other relevant partners to access areas of humanitarian interventions.	4,858,421	4,058,120	13,601,526	8,627,805
		Provide logistics expertise and coordination services to partners in absence of alternatives to ensure humanitarian assistance as well as other supply chain services in order to support effective and efficient humanitarian response.	678,907	275,275	1,445,068	632,502
<b>Subtotal Strategic Result 8. Sharing of knowledge, expertise and technology strengthen global partnership support to country efforts to achieve the SDGs (SDG Target 17.16)</b>			<b>17,092,728</b>	<b>6,684,282</b>	<b>63,206,374</b>	<b>32,123,548</b>
	Non SO Specific	Non Activity Specific	0	0	3,979,779	0
<b>Subtotal Strategic Result</b>			<b>0</b>	<b>0</b>	<b>3,979,779</b>	<b>0</b>

This computer generated report is certified by the Chief of Contribution Accounting and Donor Financial Reporting Branch (FINC)

# Annual Country Report

## Burkina Faso Country Portfolio Budget 2022 (2019-2025)

### Annual Financial Overview for the period 1 January to 31 December 2022 (Amount in USD)

Strategic Result	Strategic Outcome	Activity	Needs Based Plan	Implementation Plan	Available Resources	Expenditures
	<b>Total Direct Operational Cost</b>		<b>308,989,826</b>	<b>188,009,654</b>	<b>345,361,748</b>	<b>189,822,379</b>
	<b>Direct Support Cost (DSC)</b>		<b>10,103,374</b>	<b>9,500,000</b>	<b>14,705,806</b>	<b>7,271,979</b>
	<b>Total Direct Costs</b>		<b>319,093,199</b>	<b>197,509,653</b>	<b>360,067,554</b>	<b>197,094,358</b>
	<b>Indirect Support Cost (ISC)</b>		<b>20,068,140</b>	<b>12,701,559</b>	<b>14,384,160</b>	<b>14,384,160</b>
	<b>Grand Total</b>		<b>339,161,339</b>	<b>210,211,212</b>	<b>374,451,713</b>	<b>211,478,518</b>



Wanee Piyabongkarn  
Chief

Contribution Accounting and Donor Financial Reporting Branch

## Columns Definition

---

### Needs Based Plan

Latest annual approved version of operational needs as of December of the reporting year. WFP's needs-based plans constitute an appeal for resources to implement operations which are designed based on needs assessments undertaken in collaboration with government counterparts and partners

### Implementation Plan

Implementation Plan as of January of the reporting period which represents original operational prioritized needs taking into account funding forecasts of available resources and operational challenges

### Available Resources

Unspent Balance of Resources carried forward, Allocated contribution in the current year, Advances and Other resources in the current year. It excludes contributions that are stipulated by donor for use in future years

### Expenditures

Monetary value of goods and services received and recorded within the reporting year

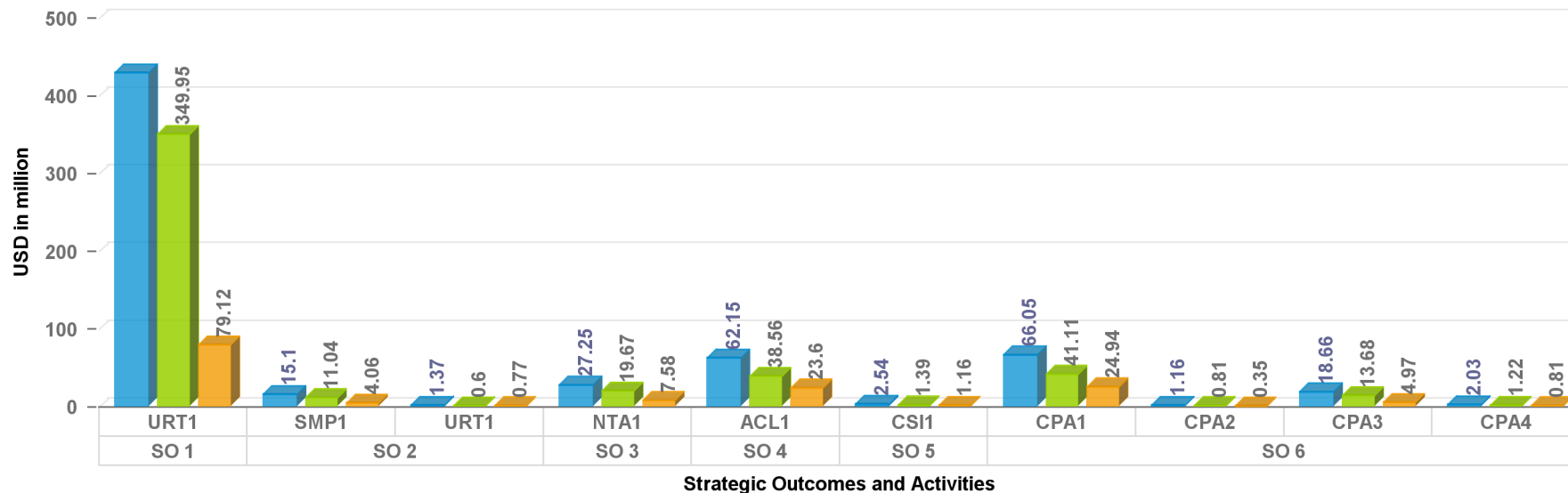


# Annual Country Report

## Burkina Faso Country Portfolio Budget 2022 (2019-2025)

### Cumulative Financial Overview as at 31 December 2022 (Amount in USD)

#### Cumulative CPB Overview



■ Allocated Resources ■ Expenditures ■ Balance of Resources

Code	Strategic Outcome
SO 1	Crisis affected populations, including refugees, IDPs and host communities in targeted areas are able to meet their basic food and nutrition needs during and in the aftermath of a crisis
SO 2	Food insecure populations including school-age children, in targeted areas have access to adequate and nutritious food all year-round
SO 3	Nutritionally vulnerable populations including children aged 6-59 months, pregnant and lactating women and girls (PLW/Gs), antiretroviral therapy (ART) clients, in targeted areas have improved nutritional status all year round.
SO 4	Smallholder farmers and communities in targeted areas, including those affected by recurrent climate shocks, have more resilient livelihoods and sustainable food systems by 2023
SO 5	National institutions have strengthened capacities to manage gender and shock-responsive systems, food security, nutrition and social protection programmes and policies by 2023
SO 6	Government, humanitarian and development partners in Burkina Faso have access to common services to access and operate in targeted areas throughout the year.
Code	Country Activity - Long Description
ACL1	Support targeted groups through livelihood and asset creation, gender-responsive and nutrition sensitive value chain development, weather insurance schemes, and innovative production technologies and practices
CPA1	Provide on-demand services to the Government, humanitarian and development partners including logistics coordination as well as information sharing
CPA2	Provide technical assistance through the Emergency Telecommunications Sector/cluster to National Disaster Management Offices and other relevant partners to strengthen emergency communication and coordination mechanisms.
CPA3	Provide Humanitarian Air Services to National Disaster Management Offices and other relevant partners to access areas of humanitarian interventions.
CPA4	Provide logistics expertise and coordination services to partners in absence of alternatives to ensure humanitarian assistance as well as other supply chain services in order to support effective and efficient humanitarian response.

# Annual Country Report

## Burkina Faso Country Portfolio Budget 2022 (2019-2025)

### Cumulative Financial Overview as at 31 December 2022 (Amount in USD)

Code	Country Activity - Long Description
CSI1	: Provide capacity-strengthening support including emergency response, early warning systems, supply chain, National P4P, weather insurance, nutrition-sensitive social safety net data collection and management, to national institutions and partners.
NTA1	Support beneficiaries through the provision of specialized nutritious food and integrated programmes (including SBCC) to manage acute malnutrition and prevent stunting
SMP1	Provide school meals to vulnerable children during the primary school year, including take home rations for girls
URT1	Provide an integrated assistance package including food assistance (conditional and/or unconditional), school meals, and specialized nutritious food to refugees, IDPs, host population, children and PLW/Gs affected by climate shocks, conflicts and other disruptions
URT1	Provide assistance through CBT to beneficiaries targeted by government social safety nets including capacity strengthening for adolescent girls

# Annual Country Report

## Burkina Faso Country Portfolio Budget 2022 (2019-2025)

### Cumulative Financial Overview as at 31 December 2022 (Amount in USD)

Strategic Result	Strategic Outcome	Activity	Needs Based Plan	Allocated Contributions	Advance and Allocation	Allocated Resources	Expenditures	Balance of Resources
1	Crisis affected populations, including refugees, IDPs and host communities in targeted areas are able to meet their basic food and nutrition needs during and in the aftermath of a crisis	Provide an integrated assistance package including food assistance (conditional and/or unconditional), school meals, and specialized nutritious food to refugees, IDPs, host population, children and PLW/Gs affected by climate shocks, conflicts and other disruptions	677,060,849	412,835,412	16,235,651	429,071,063	349,951,442	79,119,621
		Non Activity Specific	0	522,089	0	522,089	0	522,089
	Food insecure populations including school-age children, in targeted areas have access to adequate and nutritious food all year-round	Provide assistance through CBT to beneficiaries targeted by government social safety nets including capacity strengthening for adolescent girls	10,793,725	1,371,660	0	1,371,660	602,158	769,502
		Provide school meals to vulnerable children during the primary school year, including take home rations for girls	25,953,309	15,097,363	0	15,097,363	11,037,602	4,059,761

This computer generated report is certified by the Chief of Contribution Accounting and Donor Financial Reporting Branch (FINC)

# Annual Country Report

## Burkina Faso Country Portfolio Budget 2022 (2019-2025)

### Cumulative Financial Overview as at 31 December 2022 (Amount in USD)

Strategic Result	Strategic Outcome	Activity	Needs Based Plan	Allocated Contributions	Advance and Allocation	Allocated Resources	Expenditures	Balance of Resources
1	Food insecure populations including school-age children, in targeted areas have access to adequate and nutritious food all year-round	Non Activity Specific	0	414,978	0	414,978	0	414,978
<b>Subtotal Strategic Result 1. Everyone has access to food (SDG Target 2.1)</b>			<b>713,807,883</b>	<b>430,241,502</b>	<b>16,235,651</b>	<b>446,477,153</b>	<b>361,591,202</b>	<b>84,885,951</b>
2	Nutritionally vulnerable populations including children aged 6-59 months, pregnant and lactating women and girls (PLW/Gs), antiretroviral therapy (ART) clients, in targeted areas have improved nutritional status all year round.	Support beneficiaries through the provision of specialized nutritious food and integrated programmes (including SBCC) to manage acute malnutrition and prevent stunting	33,487,492	27,252,630	0	27,252,630	19,672,573	7,580,057
		Non Activity Specific	0	476,551	0	476,551	0	476,551
<b>Subtotal Strategic Result 2. No one suffers from malnutrition (SDG Target 2.2)</b>			<b>33,487,492</b>	<b>27,729,181</b>	<b>0</b>	<b>27,729,181</b>	<b>19,672,573</b>	<b>8,056,608</b>

This computer generated report is certified by the Chief of Contribution Accounting and Donor Financial Reporting Branch (FINC)

# Annual Country Report

## Burkina Faso Country Portfolio Budget 2022 (2019-2025)

### Cumulative Financial Overview as at 31 December 2022 (Amount in USD)

Strategic Result	Strategic Outcome	Activity	Needs Based Plan	Allocated Contributions	Advance and Allocation	Allocated Resources	Expenditures	Balance of Resources
4	Smallholder farmers and communities in targeted areas, including those affected by recurrent climate shocks, have more resilient livelihoods and sustainable food systems by 2023	Support targeted groups through livelihood and asset creation, gender-responsive and nutrition sensitive value chain development, weather insurance schemes, and innovative production technologies and practices	88,313,297	62,154,944	0	62,154,944	38,558,268	23,596,677
		Non Activity Specific	0	2,781,247	0	2,781,247	0	2,781,247
<b>Subtotal Strategic Result 4. Food systems are sustainable (SDG Target 2.4)</b>			<b>88,313,297</b>	<b>64,936,191</b>	<b>0</b>	<b>64,936,191</b>	<b>38,558,268</b>	<b>26,377,924</b>

This computer generated report is certified by the Chief of Contribution Accounting and Donor Financial Reporting Branch (FINC)

# Annual Country Report

## Burkina Faso Country Portfolio Budget 2022 (2019-2025)

### Cumulative Financial Overview as at 31 December 2022 (Amount in USD)

Strategic Result	Strategic Outcome	Activity	Needs Based Plan	Allocated Contributions	Advance and Allocation	Allocated Resources	Expenditures	Balance of Resources
5	National institutions have strengthened capacities to manage gender and shock-responsive systems, food security, nutrition and social protection programmes and policies by 2023	: Provide capacity-strengthening support including emergency response, early warning systems, supply chain, National P4P, weather insurance, nutrition-sensitive social safety net data collection and management, to national institutions and partners.	6,648,227	2,541,960	0	2,541,960	1,385,929	1,156,031
		Non Activity Specific	0	251	0	251	0	251
<b>Subtotal Strategic Result 5. Countries have strengthened capacity to implement the SDGs (SDG Target 17.9)</b>			<b>6,648,227</b>	<b>2,542,210</b>	<b>0</b>	<b>2,542,210</b>	<b>1,385,929</b>	<b>1,156,281</b>
8	Government, humanitarian and development partners in Burkina Faso have access to common services to access and operate in targeted areas throughout the year.	Provide Humanitarian Air Services to National Disaster Management Offices and other relevant partners to access areas of humanitarian interventions.	15,738,754	18,656,269	0	18,656,269	13,682,548	4,973,721

This computer generated report is certified by the Chief of Contribution Accounting and Donor Financial Reporting Branch (FINC)

# Annual Country Report

## Burkina Faso Country Portfolio Budget 2022 (2019-2025)

### Cumulative Financial Overview as at 31 December 2022 (Amount in USD)

Strategic Result	Strategic Outcome	Activity	Needs Based Plan	Allocated Contributions	Advance and Allocation	Allocated Resources	Expenditures	Balance of Resources
8	Government, humanitarian and development partners in Burkina Faso have access to common services to access and operate in targeted areas throughout the year.	Provide logistics expertise and coordination services to partners in absence of alternatives to ensure humanitarian assistance as well as other supply chain services in order to support effective and efficient humanitarian response.	3,043,936	2,033,806	0	2,033,806	1,221,240	812,566
		Provide on-demand services to the Government, humanitarian and development partners including logistics coordination as well as information sharing	30,570,859	66,050,294	0	66,050,294	41,108,523	24,941,771
		Provide technical assistance through the Emergency Telecommunications Sector/cluster to National Disaster Management Offices and other relevant partners to strengthen emergency communication and coordination mechanisms.	4,900,035	1,164,862	0	1,164,862	810,094	354,768
<b>Subtotal Strategic Result 8. Sharing of knowledge, expertise and technology strengthen global partnership support to country efforts to achieve the SDGs (SDG Target 17.16)</b>			<b>54,253,584</b>	<b>87,905,231</b>	<b>0</b>	<b>87,905,231</b>	<b>56,822,405</b>	<b>31,082,826</b>

This computer generated report is certified by the Chief of Contribution Accounting and Donor Financial Reporting Branch (FINC)

# Annual Country Report

## Burkina Faso Country Portfolio Budget 2022 (2019-2025)

### Cumulative Financial Overview as at 31 December 2022 (Amount in USD)

Strategic Result	Strategic Outcome	Activity	Needs Based Plan	Allocated Contributions	Advance and Allocation	Allocated Resources	Expenditures	Balance of Resources
	Non SO Specific	Non Activity Specific	0	3,979,779	0	3,979,779	0	3,979,779
<b>Subtotal Strategic Result</b>			<b>0</b>	<b>3,979,779</b>	<b>0</b>	<b>3,979,779</b>	<b>0</b>	<b>3,979,779</b>
<b>Total Direct Operational Cost</b>			<b>896,510,482</b>	<b>617,334,095</b>	<b>16,235,651</b>	<b>633,569,746</b>	<b>478,030,377</b>	<b>155,539,369</b>
<b>Direct Support Cost (DSC)</b>			<b>33,091,083</b>	<b>27,788,606</b>	<b>481,693</b>	<b>28,270,299</b>	<b>20,836,472</b>	<b>7,433,827</b>
<b>Total Direct Costs</b>			<b>929,601,565</b>	<b>645,122,701</b>	<b>16,717,344</b>	<b>661,840,045</b>	<b>498,866,849</b>	<b>162,973,196</b>
<b>Indirect Support Cost (ISC)</b>			<b>58,350,338</b>	<b>35,017,689</b>		<b>35,017,689</b>	<b>35,017,689</b>	<b>0</b>
<b>Grand Total</b>			<b>987,951,903</b>	<b>680,140,390</b>	<b>16,717,344</b>	<b>696,857,734</b>	<b>533,884,538</b>	<b>162,973,196</b>

This donor financial report is interim



Wannee Piyabongkarn  
Chief

Contribution Accounting and Donor Financial Reporting Branch



## Columns Definition

---

### Needs Based Plan

Latest approved version of operational needs. WFP's needs-based plans constitute an appeal for resources to implement operations which are designed based on needs assessments undertaken in collaboration with government counterparts and partners

### Allocated Contributions

Allocated contributions include confirmed contributions with exchange rate variations, multilateral contributions, miscellaneous income, resource transferred, cost recovery and other financial adjustments (e.g. refinancing). It excludes internal advance and allocation and contributions that are stipulated by donor for use in future years.

### Advance and allocation

Internal advanced/allocated resources but not repaid. This includes different types of internal advance (Internal Project Lending or Macro-advance Financing) and allocation (Immediate Response Account)

### Allocated Resources

Sum of Allocated Contributions, Advance and Allocation

### Expenditures

Cumulative monetary value of goods and services received and recorded within the reporting period

### Balance of Resources

Allocated Resources minus Expenditures