



World Food
Programme

SAVING
LIVES

CHANGING
LIVES

Bhutan

Annual Country Report 2022

Country Strategic Plan
2019 - 2023

Table of contents

Overview	3
Context and operations	6
RISK MANAGEMENT	7
Partnerships	8
CSP Financial Overview	10
Programme performance	13
STRATEGIC OUTCOME 01	13
STRATEGIC OUTCOME 02	16
Cross-cutting results	18
PROGRESS TOWARDS GENDER EQUALITY	18
PROTECTION AND ACCOUNTABILITY TO AFFECTED POPULATIONS	19
ENVIRONMENT	20
Nutritional Nostalgia	21
Data Notes	22
Annex	23
REPORTING ON BENEFICIARY INFORMATION IN WFP'S ANNUAL COUNTRY REPORTS	23
Figures and Indicators	24
WFP CONTRIBUTION TO SDGS	24
BENEFICIARIES BY SEX AND AGE GROUP	24
BENEFICIARIES BY RESIDENCE STATUS	24
BENEFICIARIES BY PROGRAMME AREA	25
STRATEGIC OUTCOME AND OUTPUT RESULTS	26
CROSS-CUTTING INDICATORS	31

Overview

WFP maintained its support for Bhutan's transition to a lower middle-income country to position itself as a strategic partner to the Royal Government of Bhutan through capacity strengthening initiatives, engagement in policy dialogue and advocacy, evidence generation, and development of innovative approaches to climate-resilient food systems, nutrition and disaster preparedness and response.

In 2022, there were major reforms in the public service geared towards systemic efficiency, accountability and coordination with the realignment of government ministries and departments.¹ Against this backdrop, WFP continued strengthening its partnerships with the Government, other United Nations (UN) agencies, and civil society organizations (CSO) in line with WFP's commitment to Sustainable Development Goal (SDG) 17 (*Partnerships for the Goals*). WFP played a key role in bringing national partners together, including the Ministry of Agriculture and Livestock, the Ministry of Education and Skills Development and the Ministry of Health, in addressing the nutritional needs of the people in Bhutan while building a transformative food system with a focus on smallholder farmers.

Through targeted interventions across the agriculture value chain, WFP built the production capacity of 2,855 smallholder farmers (of which 59 percent were female) in four rural districts where poverty rates were high. WFP's farm-to-school linkages provided smallholder farmers better access to market opportunities and benefited 98,502 students across 96 schools with nutritious and diverse home-grown meals. To optimize the cost-efficiency and nutritional content of school meals, the School Menu Planner (SMP) PLUS tool, an online menu creation platform, was expanded to five districts. This digital tool helped boost dietary diversity among schoolchildren and increased the utilization of locally-sourced food.

In partnership with the Government and the International Fund for Agricultural Development (IFAD), WFP began the planning stage of the Building Resilient Smallholder Commercial Agriculture (BRECSA) project to build linkages between climate-responsive value chain development and market-oriented food production.

In 2022, Bhutan was confronted with socioeconomic and logistics challenges from the COVID-19 pandemic, with several lockdowns in the first half of the year. WFP supported frontline emergency response agencies by addressing urgent gaps in emergency logistics and telecommunications required for operational coordination. WFP also augmented its support to strengthen the emergency preparedness and disaster risk management capacity of frontline responders with training on emergency logistics, drone technology, search and rescue and supply chain management.

WFP reinforced its efforts towards accelerating the human capital development agenda of the Government through a World Bank-funded Fill the Nutrient Gap (FNG) analysis, which generated evidence for concerted efforts among stakeholders in education, health and food systems to improve access to nutritious foods. Furthermore, WFP and the Ministry of Education carried out behavioural research to gain insights into the food consumption behaviour of schoolchildren in 25 schools across the country. The results will inform the development of a national social and behaviour change (SBC) strategy and action plan for nutrition by the first quarter of 2023.

WFP participated in the United Nations Common Country Analysis process which analyzed the prospects for sustainable development in Bhutan. This laid the foundation of the United Nations Sustainable Development Cooperation Framework (UNSDCF) 2024-2028 and informed the development of WFP's next-generation CSP (2024-2028).

2,855

Total beneficiaries in 2022

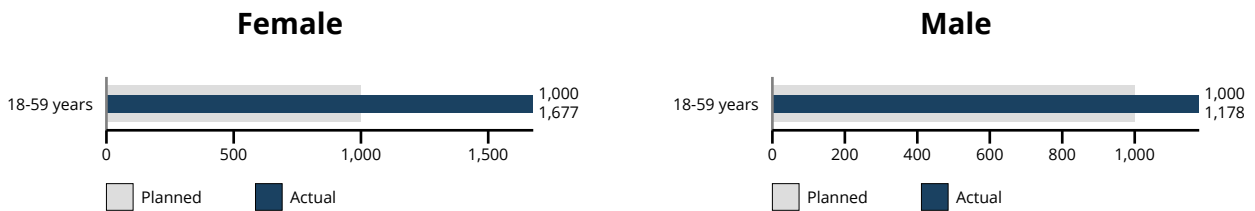


59% female

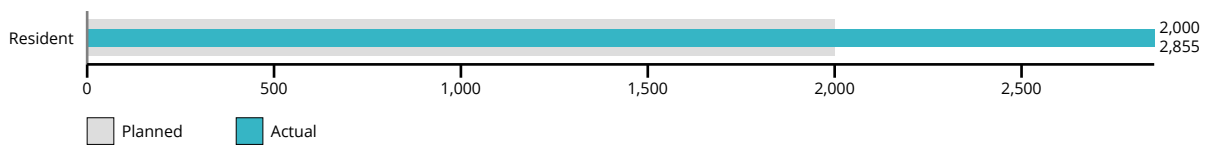


41% male

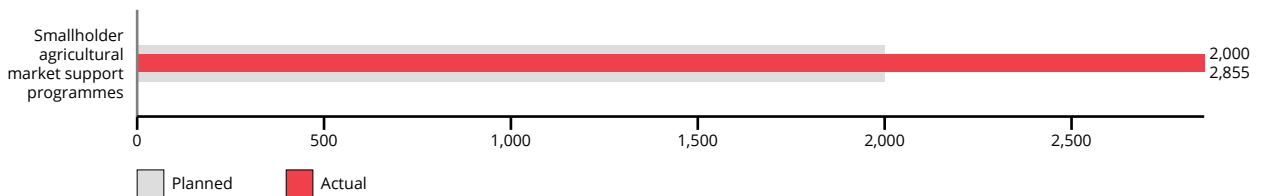
Beneficiaries by Sex and Age Group



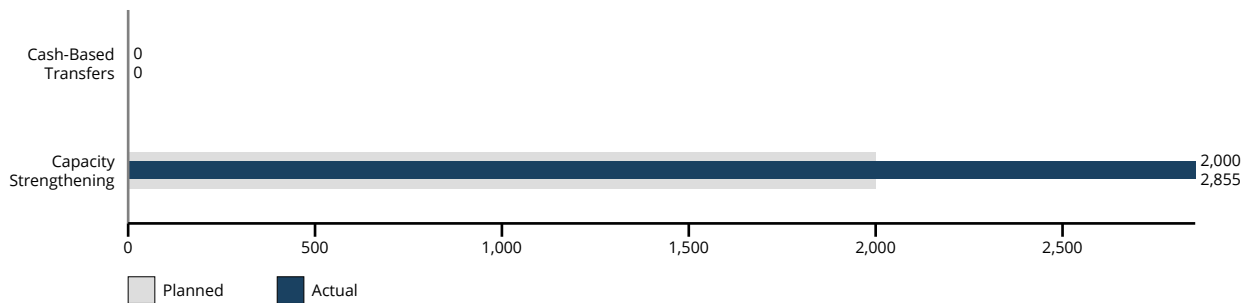
Beneficiaries by Residence Status



Beneficiaries by Programme Area



Beneficiaries by Modality



Context and operations



Context

Bhutan continued its slow recovery from the impacts of the COVID-19 pandemic, as industries and services sectors were adversely affected by supply chain disruptions, labour shortages, and a sharp fall in tourism-related activities. The poverty rate increased to 12.4 percent in 2022² from 8.2 percent in 2017³, with wide disparities across districts.

Bhutan's macroeconomic vulnerabilities increased due to the pandemic and the ramifications of the global food and fuel crises. Higher global energy and commodity prices weighed on Bhutan's balance of payments, with declining international reserves. Average inflation moderated from 8.2 percent in the Financial Year 2020/21 to 5.9 percent in the Financial Year 2021/22.⁴ The economy saw a contraction of 10 percent in 2020, followed by a moderate recovery to a growth rate of 4.1 percent in 2021.⁵ The economy is expected to continue on its growth trajectory in the Financial Year 2022/23.⁶ These developments have direct impacts on livelihoods and employment in Bhutan.

Despite these setbacks, the country was on track to graduate from the least developed countries category by December 2023⁶ due to government interventions that include major reforms in tourism, taxation, and public service system.

The pandemic also further exposed the vulnerabilities in food and nutrition security in Bhutan, with its heavy reliance on imports that account for half of the country's food requirements. Agriculture provides livelihood opportunities for half of the population but only accounts for 20 percent of GDP.⁷ While 69 percent of the rural population is dependent on subsistence farming, seasonal availability of food, remoteness, poor infrastructure and a lack of modern technologies, uneven economic access and vulnerability to climate shocks continued to pose challenges to the rural population.

Added to the above, the country continues to experience a triple burden of malnutrition - undernutrition, overnutrition and micronutrient deficiencies. Dietary diversity within Bhutanese households is inadequate, and high rates of stunting and micronutrient deficiencies persist. One in five children aged 6-59 months was stunted, while one in three adolescent girls suffered from anaemia.⁸ The country is also facing a growing problem with obesity and chronic diseases. According to the FNG analysis, three in ten households cannot afford a diet that meets their nutrient needs.⁹

Bhutan is highly susceptible to seismic activities and a range of climate emergencies and weather-related disasters, including landslides, glacial lake outburst floods, flash floods, cloud bursts, and windstorms. Its diverse topography and landslide-prone environments worsen its exposure to natural hazards. These point to a critical need to strengthen emergency preparedness and responses, including the sharing of real-time data, functional contingency structures, and

a 24-hour emergency operations centre. Capacity strengthening for national disaster management readiness and increased public awareness remains a critical need in the country.

Operations

In line with the evolving needs of the Government, WFP focused on building sustainable livelihoods, resilience and human capital by strengthening institutional capacities across food systems and in disaster risk management.

Under Strategic Outcome 1, WFP continued to facilitate the transformation of the National School Feeding and Nutrition Programme to an inclusive school nutrition, health and wellness programme. WFP worked closely with the Ministry of Education and Skills Development to improve the quality of school meals through streamlined menu creation, promotion of healthy diets within and outside schools, and infrastructure improvement of school kitchens and storage facilities. WFP also engaged students, parents, and teachers across the country in formative research on their food consumption behaviours, which will inform the national social and behaviour change strategy and action plan for nutrition. Furthermore, WFP, in partnership with the Ministry of Agriculture and Livestock, sustained its capacity strengthening initiatives for farmer organizations to enhance farm-to-market linkages, increase sales of local produce and grow household incomes.

Through Strategic Outcome 2, WFP actively engaged with the Department of Local Governance and Disaster Management, the apex agency for disaster risk management in the Government, in advancing its disaster risk management efforts. WFP facilitated the revision of the Roadmap for Enhancing Disaster Risk Management in Bhutan and updated the 72-hour rapid assessment approach, which will be integrated into the national disaster management information system. WFP also supported the Government to strengthen capacity among national stakeholders in logistics preparedness through the field-based preparedness project under the Global Logistics Cluster. WFP enabled the creation of a National Logistics Preparedness Working Group with wider involvement of various stakeholders.

Following a 2021 decentralized evaluation of WFP's support to smallholder farmers and its expanded portfolio across the agriculture value chain, a follow-up validation workshop was carried out to engage stakeholders from the health, education and agriculture sectors in dialogue. Recommendations from the exercise will inform the development of WFP's next-generation Country Strategy Plan (2024-2028), including enhanced supply chain linkages and services infrastructure, transportation and market information to bolster market efficiency.

Risk Management

The COVID-19 pandemic continued to hinder the timely implementation of planned activities in 2022. Many workshops, training and other meetings were carried out virtually in the first half of the year due to restrictions on travel and gatherings. In addition, the construction and refurbishment of school kitchens and stores were delayed due to global supply chain disruptions, which also resulted in an increase in the costs of materials and labour.

In terms of strategic risks, the Government undertook a civil service reform and restructuring of Bhutan's public service during the year, which resulted in the dissolution or merging of some ministries and the reorganization of departments. The Government's evolving approach and expectations towards development partners also posed challenges to WFP in implementing its country capacity strengthening activities, particularly those that required international technical expertise. Meanwhile, challenges in mobilizing resources for the CSP remained a major risk for WFP. WFP continued its donor outreach and advocacy to secure sufficient financing for longer-term resilience building.

Bhutan is vulnerable to threats of natural hazards, compounded by rising temperatures due to the climate crisis. WFP collaborated closely with the Government to enhance national disaster data preparedness and response capacities, coordination and contingency planning, as well as strengthening existing government response tools. WFP conducted several systematic risk assessments for its activities and ensured that mitigation measures were reinforced in a timely manner.

Partnerships

In 2022, WFP strengthened its partnerships with government ministries, UN agencies and CSOs in the country, and built new partnerships with international financial institutions. WFP continued to provide technical support to national partners as part of its capacity strengthening activities, and strengthen its donor funding outlook. In close collaboration with the Government and other UN agencies, WFP actively mobilized resources to support sustainable food systems and enhance resilience to climate change, while liaising with potential donors for new funding opportunities.

Host Government

WFP strengthened its strategic partnerships with various government ministries throughout 2022, such as the Ministry of Education and Skills Development (MoESD), the Ministry of Agriculture and Livestock (MoAL), the Ministry of Health (MoH), and the Ministry of Home Affairs (MoHA). Despite changes in the ongoing public service reform, WFP continued to engage with government partners across education, food systems, disaster management and health.

At both national and local levels, WFP liaised with the Health and Wellbeing Division under the MoESD, the Department of Agriculture and the Department of Marketing and Cooperatives under the MoAL, and DLGDM under the MoHA. WFP supported the capacity strengthening of these ministries and departments in emergency preparedness and response, decentralization of school feeding supply chains, and cooperative management and business skills for smallholder farmers. WFP, in collaboration with the MoESD and the MoH, is in the process of developing a social and behaviour change strategy and action plan to improve the dietary habits of schoolchildren.

WFP continued to collaborate with government counterparts in improving food and nutrition security in Bhutan. With a multi-year grant (2023-2029) secured under the Global Agriculture and Food Security Programme, WFP, IFAD and the MoAL initiated preparatory work for the Building Resilient Smallholder Commercial Agriculture (BRESKA) project, which is scheduled to get underway in 2023 and is aimed to support smallholder farmers and serve as a catalyst to increase resilient commercial agricultural production. In addition, WFP and the MoAL explored new funding opportunities from the Korean Ministry of Agriculture, Food and Rural Affairs to empower women and young smallholder farmers in climate-resilient agriculture and strengthen access to national and regional markets.

WFP worked in close partnership with the Department of Local Governance and Disaster Management (DLGDM), providing technical support in key areas of disaster preparedness, and emergency logistics and telecommunications. WFP supported the DLGDM to establish a National Logistics Preparedness Working Group as well as a National Disaster Management Coordination Committee to promote effective dialogue, cooperation, and coordination for disaster risk management. WFP also extended its support to Bhutan's national service volunteers, the *De-Suung* (Guardians of Peace), by improving emergency logistics for disaster response through the provision of a coordination hub and mobile storage units.

Civil Society

WFP continued its partnership with the Tarayana Foundation, a Bhutanese CSO, to promote healthy and nutritious diets through community-based interventions in rural districts. A food mapping exercise as part of a baseline study was undertaken to understand the types of foods cultivated, preparation methods, and consumption patterns by households. This exercise complemented a 2021 household food and nutrition assessment, which highlighted opportunities and challenges faced by communities to improve their dietary practices.

WFP also supported the CSO by strengthening its capacity for research, efficient data collection via online tools, as well as the planning of community outreach social and behaviour change activities planned for 2023.

United Nations and International Financial Institutions (IFI)

WFP continued to leverage the expertise of UN agencies to assist government efforts towards enhancing food and nutrition security, agriculture transformation and the achievement of the SDGs. WFP participated in the Common Country Analysis process for the formulation of the next UN Sustainable Development Cooperation Framework (UNSDCF) 2024-2028. This exercise, together with the UNSDCF (2019-2023) evaluation, will guide the development of WFP's next-generation CSP (2024-2028). The new CSP will align with the priorities of the Government's 13th Five-Year Plan, the national economic development plan, and the UNSDCF 2024-2028.

WFP partnered with the United Nations Children's Fund (UNICEF) to support the MoH and the Commission for Monastic Affairs with a health and nutrition study on monks and nuns. WFP also collaborated with the United Nations Population Fund (UNFPA), UNICEF, and the World Health Organization (WHO) in the design of the social and behaviour change qualitative formative research.

Together with the Government, WFP partnered with IFAD and the Food and Agriculture Organization (FAO) to facilitate food systems dialogues at both regional and national levels. These culminated in the publication of a report on the national pathways for food systems transformation in Bhutan, which informed the revision of the national Renewable Natural Resources Strategy 2030.

With support from the World Bank, WFP, in collaboration with the Government, carried out a Fill the Nutrient Gap analysis for Bhutan. The analysis generated evidence to inform national policies and programmes on improving nutrition. These included the barriers faced by the most vulnerable groups and recommendations on the potential multisectoral interventions to strengthen access to a nutritious diet.

Private Sector

WFP partnered with HELP Logistics in supporting the MoAL to provide training on humanitarian supply chain and logistics management, as part of enhancing in-country capacity on logistics preparedness.

Donors

WFP thanks the Royal Government of Bhutan, the Korea International Cooperation Agency (KOICA), the World Bank and HELP Logistics for their support to the people of Bhutan.

CSP Financial Overview

By the end of 2022, WFP mobilized 76 percent of its needs-based plan for the CSP (2019-2023) through donor contributions and internal funding. With multi-year funds from the Korea International Cooperation Agency (KOICA) and WFP's internal funds, WFP was able to make considerable progress in its CSP implementation. However, budget constraints remained challenging, especially for Activity 2 (rice fortification) under Strategic Outcome 1 and Activity 3 (disaster risk management) under Strategic Outcome 2.

Activity 1 (school nutrition) under Strategic Outcome 1 was fully resourced with support from KOICA. This enabled WFP to enhance the National School Feeding and Nutrition Programme, including improvements to school kitchens and storage infrastructure, capacity strengthening and farmer organizations' linkages to markets. WFP also supported the Government on the initial work for developing a national social and behaviour change strategy and action plan for nutrition.

Although no new external funding was mobilized under Activity 3 (disaster risk management), internal funds from WFP's Immediate Response Account for preparedness activities (IR-PREP), the Critical Corporate Initiative, and the South-South Opportunity Fund, alongside the SDG Fund, enabled WFP to make progress on supporting the Government in areas of emergency coordination, logistics, and data management.

The high resourcing level comprised multi-year contributions received under Activity 1, which is expected to cover associated needs in 2023. Overall, WFP utilized less than half of the total available resources, mainly due to COVID-19-related lockdowns and movement restrictions in the first half of the year.

Annual CSP Financial Overview by Strategic Outcome (Amount in USD)

	Needs Based Plan	Implementation Plan	Available Resources	Expenditure
SR 2. No one suffers from malnutrition	1,157,439	1,009,950	1,924,066	677,097
SO01: School-age children, women and vulnerable groups in Bhutan have improved nutrition in line with national targets by 2023	1,157,439	1,009,950	1,924,066	677,097
Activity 01: Assist the Government in its transition to a national school nutrition programme based on an integrated approach to school feeding that connects school feeding with nutrition education, school health and school agriculture and embeds gender, environmental and social safeguards across all activities, strengthened supply chains and school nutrition infrastructure optimization.	982,486	1,009,950	1,924,066	677,097
Activity 02: Provide technical assistance to the Government and the national food production and trade sectors to ensure that sound policies are in place and ensure quality and safety of fortified foods, especially rice, throughout their supply chains.	174,952	0	0	0
Non-activity specific	0	0	0	0
SR 5. Countries have strengthened capacity to implement the SDGs	222,545	204,231	358,887	263,831
SO02: Government has strengthened capability to address food security and nutrition challenges and prepare for and respond to crises, including those resulting from climate change, by 2023.	222,545	204,231	358,887	263,831

Activity 03: Provide the Government with gender-informed and vulnerability-focused capacity strengthening relevant to its management of national emergency resources, development, enhancement and testing of national emergency response plans and coordination systems, through WFP's leadership of the emergency logistics and communications sectoral working group.		222,545	204,231	358,887	263,831
Non-strategic result		0	0	201,446	0
Total Direct Operational Costs		1,379,985	1,214,181	2,282,953	940,928
Direct Support Costs (DSC)		401,752	353,500	640,321	385,292
Total Direct Costs		1,781,737	1,567,681	2,923,275	1,326,221
Indirect Support Costs (ISC)		115,812	101,899	75,826	75,826
Grand Total		1,897,550	1,669,580	3,200,548	1,402,047

Programme performance

Strategic outcome 01: School-age children, women and vulnerable groups in Bhutan have improved nutrition in line with national targets by 2023



2,855 smallholder farmers, of which **59%** were female, were **linked to schools**



60% of targeted smallholder farmers **increased their production** through government support and WFP's technical assistance



98,502 schoolchildren benefited from **farm-to-school** linkages across the country



5-episode nutrition educational **TV show** "Pinda's Magic Bowl" aired for **two** rounds **nationally**



16 school kitchens and storage units **constructed and refurbished**

Under Strategic Outcome 1, substantial progress was made in WFP's support to address the triple burden of malnutrition through its continued assistance to the National School Feeding and Nutrition Programme. WFP supported the Ministry of Education and Skills Development to promote healthy diets and improve the quality of school meals. In addition, WFP's food system interventions benefited 2,855 farmers, with 90 percent of the targeted farmers supplying home-grown nutritious foods to 96 schools, three hospitals and local markets in six districts. Furthermore, WFP-supported smallholder farmers produced and sold 920 mt of fresh fruits and vegetables and 52 mt of animal source protein amounting to USD 1.49 million, which helped improve farmers' incomes and supported rural communities to build back better from the impacts of the COVID-19 pandemic.

WFP continued to improve the food and nutrition security of schoolchildren and vulnerable groups through various interventions, including:

1. providing support to national coordination committees and task forces for nutrition, food fortification, school feeding and social and behaviour change (SBC) on nutrition practices;
2. strengthening the capacity of local farmer organizations and linking them to schools and local markets;
3. carrying out a Fill the Nutrient Gap (FNG) analysis and stakeholder engagement process;
4. supporting a pilot for decentralization of the National School Feeding and Nutrition Programme's supply chain in two districts for increased efficiency and cost reduction;
5. advocating for healthy diets through a children's television series called Pinda's Magic Bowl and via a social media campaign; and
6. constructing and refurbishing school kitchens and storage facilities.

Activity 1 was fully funded against the annual implementation plan, which enabled WFP to implement planned activities and initiatives. With assured funding flow in 2022, WFP's technical assistance and streamlining of activities with partners contributed to a significant increase in both the value and volume of sales by smallholder farmers. However, only 50

percent of the budget allocated to Activity 1 was utilized during the year. This was mainly due to COVID-19-related travel restrictions in the first half of the year, followed by disruptions due to lengthy discussions on ongoing programming in line with the Government's shifting priorities.

Under Activity 2, despite the successful introduction of fortified rice in school meals in previous years, the lack of funding hindered the continuation of activity implementation.

Outputs

For Activity 1, WFP exceeded its targets in linking farmers to schools, which benefited 2,855 farmers (of which 59 percent were women) from 109 organized farmers groups. WFP's support included the provision of high-quality seeds, farming tools and low-cost technologies, knowledge sharing on improved farm practices, post-harvest management, and marketing. The 46 percent increase in the number of farmers supported can be attributed to the resumption of activities following multiple COVID-19 lockdowns in 2021. Compared to 2021, the sales volume of locally-produced food to schools increased by 30 times in metric tonnes and by 74 times in US dollar value. With the reopening of schools for most of the year, farmers were able to supply locally-available, nutritious food to 98,502 schoolchildren. WFP also completed the construction and refurbishment of school kitchens and storage units in 16 schools, while these activities are ongoing in 18 additional schools. This was complemented by the expansion of the SMP PLUS tool in Tsirang District.

Compared to 2021, when SBC activities were stalled due to the COVID-19 pandemic, WFP was able to make progress through the completion of formative behavioral research in 25 schools. WFP also launched a social media campaign to advocate for healthy diets for children, reaching 55,000 users in 2022. The scope of engagement for the children's TV show *Pinda's Magic Bowl* could not be ascertained¹⁰ since the broadcaster, BBS Channel 3, did not collect data on its audience reach. The educational show will be further promoted through schools and social media in 2023. The targets for individuals reached through SBC interpersonal approaches could not be achieved as the SBC strategy development was still underway during the year. WFP will continue its efforts in 2023 with the finalization of the SBC strategy.

Due to budget constraints, there was no implementation of Activity 2 during the year.

Outcomes

With the transition of the school feeding programme from WFP to the Government in 2019, the collection and management of school meal data were gradually handed over to the Government. As a result, the dietary diversity score was not available in WFP monitoring reports. The school meal data is now being integrated into an education information management system (EMIS), which is being rolled out countrywide at the time of reporting. However, previous data showed a steady improvement from the baseline.

Furthermore, findings from WFP's qualitative research on SBC indicated significant improvements in the diversity of school meals, with the regular provision of fruits, vegetables, and animal-sourced foods. Joint monitoring visits by WFP and government partners observed that the school menus created through the SMP PLUS tool contributed to the improvement of food diversity and nutritional value of school meals. Positive feedback was also received from school management and students.

Partnerships

WFP collaborated with government partners in school feeding, nutrition and SBC, including participation in the National Nutrition Task Force and SBC Task Force. WFP led the FNG assessment and facilitated consultations through a multi-stakeholder workshop with key government stakeholders and UN agencies, including FAO, the United Nations Development Programme (UNDP), UNFPA, and WHO, to ensure a multi-sectoral approach to improving food and nutrition security. The findings highlighted the importance of multi-sectoral interventions through health, education, and agriculture in increasing the availability and affordability of nutritious and healthy diets for the people of Bhutan.

Following the publication of the Bhutan National Pathways towards transformative food systems, WFP supported the Government in revising the Renewable Natural Resources Strategy 2030, the key document that will be used to inform the Government's 13th Five Year Plan (2023-2028).

Lessons Learned

A series of COVID-19-related lockdowns and travel restrictions in the first half of the year affected field-level activity implementation and monitoring. Following movement relaxations, WFP completed a joint SMP PLUS monitoring with the Government for eight schools in Haa and Wangdue Phodrang districts. The findings reflected the need for ample time for planning for the successful rollout of SMP PLUS, including assessing internet connectivity for virtual training and data submission in selected districts.

Gender and Age Marker (GAM)

With a GAM score of 4, WFP fully integrated gender and age into the implementation of Strategic Outcome 1 activities. Through WFP's farm-to-school linkages, 59 percent of the smallholder farmers benefiting from the programme were

women. In addition, data from the Government’s School Health and Nutrition Monitoring and Reporting System was collected and analyzed based on gender integration across nutrition activities. The SMP PLUS tool designed age-appropriate menus in line with recommended dietary allowances.

WFP GENDER AND AGE MARKER

CSP ACTIVITY	GAM MONITORING CODE
Activity 1: Assist the Government in its transition to a national school nutrition programme based on an integrated approach to school feeding that connects school feeding with nutrition education, school health and school agriculture and embeds gender, environmental and social safeguards across all activities, strengthened supply chains and school nutrition infrastructure optimization.	4

Strategic outcome 02: Government has strengthened capability to address food security and nutrition challenges and prepare for and respond to crises, including those resulting from climate change, by 2023.



12 storage containers provided to the Government to preposition relief items



30 participants from partner agencies trained on the usage of drones in humanitarian operations



401 government officials trained in emergency preparedness and response

WFP supported the Government in strengthening Bhutan's disaster preparedness and response by actively engaging with the Department of Local Governance and Disaster Management (DLGDM) and other relevant agencies under Strategic Outcome 2. These efforts were aligned with the Government's 12th Five-Year Plan (2018-2023), which identified (1) carbon neutrality, climate and disaster resilience and (2) sustainable human settlements, as two of 17 national key results areas.

In 2022, WFP continued to strengthen national readiness to emergencies through the following activities:-

1. revising the national Roadmap for Enhancing Disaster Risk Management in Bhutan;
2. institutionalizing and upgrading the 72-hour rapid assessment approach;
3. delivering the country's first training on the use of drones in a humanitarian setting; and
4. leading the logistics sector coordination by building institutional capacity in disaster preparedness in partnership with the MoAL.

Activities under Strategic Outcome 2 were implemented with residual funds from 2021 and ad-hoc funding received from the Global Logistics Cluster's field-based preparedness project and HELP Logistics. Despite challenges in resource mobilization, considerable achievements were made in 2022 in WFP's technical support and capacity development.

Outputs

In total, WFP and the DLGDM jointly organized 14 training sessions and workshops, including Bhutan's first training on the use of drones for humanitarian purposes, sensitization on disaster risk management, incident command system training, a tabletop simulation exercise, a geo-information system digitization workshop, humanitarian supply chain and logistics management, and training on swift water search and rescue. These workshops were carried out in ten districts, supporting regional and district administration offices, local government leaders, and other frontline agencies like the armed forces, *De-Suung* and the Bhutan Red Cross Society.

Furthermore, WFP, in partnership with the MoAL and HELP Logistics, organized humanitarian supply chain and logistics management training to strengthen disaster responders' understanding of key concepts of humanitarian supply chain and logistics management. Compared to 2021, WFP's capacity strengthening activities on disaster risk management exceeded its targets by more than three times, benefitting a total of 401 government and frontline agency officials. The lifting of COVID-19-related movement restrictions contributed to the increase in activities.

Led by the MoAL with the co-facilitation by WFP, the National Humanitarian Supply Chain and Logistics Working Group was formed, serving as a platform to ensure coordinated development of logistics response capacity at national and sub-national levels. WFP also provided 12 mobile storage units to the Royal Bhutan Police and *De-Suung* for storage and pre-positioning of search and rescue items.

The National Roadmap for Enhancing Disaster Risk Management in Bhutan was revised in consultation with the Government and development partner agencies and is currently awaiting endorsement from the Government.

Outcomes

As part of a second phase development of the 72-hour rapid assessment approach, WFP collaborated with the Government on the use of OpenStreetMap, a free real-time spatial data repository with geo-referenced vulnerability layers including demographics, food security, education levels, household size, road accessibility, structure resistivity, and access to drinking water. This provided a comprehensive source of information to inform decision making and

rapid response, which contributed to strengthened disaster management preparedness and response with improved data accuracy.

WFP and the DLGDM collaborated to raise awareness towards disaster risk management through a sensitization programme and training on incident command systems. This was complemented by a tabletop simulation exercise in four districts to review and update the Disaster Management Contingency Plans (DMCPs), a reference document to guide disaster risk management in the district. A WFP-led analysis of the DMCPs revealed a need for focused implementation, budget, and links to local government plans.

With support from the Global Logistic Cluster, WFP, together with the MoAL and the DLGDM, formed the National Logistics Preparedness Working Group. The working group not only helped strengthen the capacity of partners, such as the Food Corporation of Bhutan Limited, Royal Bhutan Army, *De-Suung* and other relevant agencies, but also devised an action plan and implemented activities to address the preparedness capacity gaps to further enhance the country's logistics preparedness in emergencies.

Partnerships

WFP remained the main partner of the DLGDM, the MoAL and *De-Suung* in taking forward the country's disaster risk management initiatives to enhance the level of preparedness and response to emergencies.

WFP continued to engage with the Government and development partner agencies, including HELP Logistics, the Japan International Cooperation Agency (JICA), UNFPA and the United Nations Resident Coordinator's Office (UNRCO), on disaster risk management. WFP led the UN Emergency Preparedness and Response Working Group, bringing together relevant UN agencies to strengthen disaster risk management programmes in the country.

Lessons Learnt and Next Steps

Although disaster risk management is incorporated under its CSP, WFP's support to Bhutan in this area is in its nascent stage. While WFP provided technical support to the Government leading to policy formulation and increased capacity, there is a need to augment resources within the country office to harness its comparative advantage and to identify niche areas of engagement. Given its competitive advantage in emergency preparedness and response amongst UN agencies in Bhutan, WFP ensured coordination among UN agencies in their efforts toward emergency preparedness and response to maximize the effectiveness of investments and sustainability of ongoing initiatives on disaster risk management.

Gender and Age Marker

Given that disaster risk management activities in Bhutan targeted the overall population and not vulnerable groups specifically, efforts were continuously made to systematically integrate gender, age and disability while also identifying the most vulnerable groups. The GAM score for 2022 is 1.

The 72-hour rapid assessment approach, disaggregated data by age and gender at the community level, ensures future disaster response measures are based on the needs of the most vulnerable. The Roadmap for Enhancing Disaster Risk Management in Bhutan also highlighted the inclusion of gender as a priority in disaster risk management initiatives.

WFP GENDER AND AGE MARKER

CSP ACTIVITY	GAM MONITORING CODE
Activity 3: Provide the Government with gender-informed and vulnerability-focused capacity strengthening relevant to its management of national emergency resources, development, enhancement and testing of national emergency response plans and coordination systems, through WFP's leadership of the emergency logistics and communications sectoral working group.	1

Cross-cutting results

Progress towards gender equality

Improved gender equality and women's empowerment among WFP-assisted population

Bhutan is ranked 126th out of 146 countries in the Global Gender Gap Report 2022. This is a slight improvement from its ranking of 130th out of 156 countries in 2021. While Bhutan has a high rate of educational attainment, the low ranking in political empowerment is exemplified by limited female representation in parliament and ministerial positions. The country continues to face challenges in achieving gender equality and women's empowerment due to structural barriers, cultural and gender norms which translate into women's low participation in the formal labour force, limited ownership of capital, including land, and limited participation in decision making at all levels.

However, Bhutan has made efforts to address gender inequality by adopting various international legal and policy frameworks related to gender equality and women empowerment. These efforts have led to significant improvements in areas such as poverty reduction, education, health, infrastructure, and access to public services.

WFP is committed to integrating gender equality into all aspects of its operations, from activity planning to implementation. WFP provided capacity strengthening support to members of farmer organizations, with a focus on empowering women. In 2022, 59 percent of farmers who received the training were women. In addition, most of these farmer organizations have women serving in leadership roles, who were trained by WFP in production, post-harvest management and business skills such as bookkeeping.

As mandated by the National School Feeding and Nutrition Handbook, there is equal representation of female and male student members in school management committees. The committees are responsible for providing school meals, whereby women's empowerment through leadership and decision making opportunities are promoted. This serves as a positive example in the education sector and has been replicated in other sectors. Furthermore, WFP's nutrition interventions focus on breaking the intergenerational cycle of malnutrition by promoting healthy diets through social and behaviour change, targeting adolescent girls and advocating for higher nutritional needs.

A gender-sensitive approach was adopted in the national disaster risk reduction efforts. All individuals, regardless of gender or vulnerability status, are included in the interventions. For example, vulnerable groups are included in the Roadmap for Enhancing Disaster Risk Management in Bhutan and women are represented in training and workshops. WFP continues to advocate for gender-responsive and inclusive interventions that address the needs of people with disabilities, women, and other marginalized groups.

WFP remains actively engaged in inter-agency coordinating bodies, including the UN Gender Taskforce and the Prevention of Sexual Exploitation and Abuse Working Group, to ensure gender mainstreaming and promote information exchange and coordinate efforts in the country.

Protection and accountability to affected populations

Affected populations are able to benefit from WFP programmes in a manner that ensures and promotes their safety, dignity and integrity. Affected populations are able to hold WFP and partners accountable for meeting their hunger needs in a manner that reflects their views and preferences

WFP does not directly provide food and cash assistance to the people in Bhutan. Instead, WFP works with the Government to strengthen their capacity to address the food and dietary needs of the people. The Government is responsible for beneficiary selection, verification, distribution and post-distribution monitoring. Nevertheless, WFP involves beneficiaries in the planning process by inviting them to meetings and incorporating their views into the monitoring, research and development of WFP interventions.

WFP prioritizes the protection of beneficiaries and adheres to the highest national and international standards on ethics, particularly on social and behaviour change initiatives with children.

WFP is an active member of the UN Inter-agency Gender Working Group and advocates for the elimination of gender-based violence and the protection of children against exploitation and abuse. WFP participated in the 16 Days of Activism against gender-based violence and sensitized 32 participants in a joint UN training session, including 12 women, on prevention against sexual exploitation and abuse.

WFP focuses on national country capacity strengthening in Bhutan, and gender-disaggregated data on protection and accountability to affected populations (AAP) was not collected for 2022. However, WFP engages in regular dialogue with government partners on data collection on protection and AAP, and expects to receive beneficiary data disaggregated by gender, age, and disability in 2023.

Environment

Targeted communities benefit from WFP programmes in a manner that does not harm the environment

Bhutan is well-known for its progressive environmental conservation policies and value-based development and is committed to protecting its natural resources. However, as a small landlocked country with a fragile mountainous ecosystem and heavy reliance on climate-sensitive sectors such as hydropower and agriculture, Bhutan is particularly vulnerable to the adverse impacts of the climate crisis and lacks the resources and capacity to address these challenges.

Environmental degradation and food insecurity are closely interlinked in Bhutan. In many parts of the country, livelihood activities are sensitive to climate shocks. Crop damage by untimely rainfall or windstorms has become frequent, often forcing people to rely on welfare schemes.

In 2022, WFP maintained its strategy to build climate-resilient food systems through adaptive and sustainable farm practices. WFP provided training on good agriculture practices to 82 farmers (of which 62 percent were women) in two districts. WFP also supported the construction and refurbishment of 16 school kitchen and storage facilities, which helped reduce fuel wood consumption by replacing it with electricity; thereby promoting environmental conservation.

WFP leveraged its global expertise in supply chain to optimize and reduce overall energy consumption in the transportation of food commodities. To further promote sustainability, WFP introduced the concept of green public procurement through three logistics management workshops. Participants were introduced to possible entry points for adopting sustainable practices through selected products like refrigerators, electricity bulbs, transport, and hotel services. As part of WFP's efforts to optimize the supply chain under the National School Feeding and Nutrition Programme, WFP organized two workshops to streamline processes and identify potential cost savings for 42 schools in two districts.

Nutritional Nostalgia



A Bhutan farmer grows food for her daughter's school

Tshering Dema, 32, remembers queuing up two decades ago to receive World Food Programme meals at her community school in Ura, a picturesque village surrounded by mountains in central Bhutan. Now the lunches her 12-year-old daughter eagerly eats at the same school are supported by the Government of Bhutan - and include vegetables grown by an all-women farmers group that Tshering heads. "Our meals consisted of bulgur, maize, potato and canned fish," Tshering says, recalling the simple fare she ate as a young student at Ura Central School, which runs from primary through Grade 10. "Today children have fortified rice, meat, eggs, vegetables, fruits and dairy."

While the Government of Bhutan took over the National School Feeding and Nutrition Programme in 2019, WFP continues to provide support, especially through nutrition interventions designed to improve the nutritional and health status of schoolchildren. With support from WFP, a government initiative of linking local farmers' groups like Tshering's to schools has taken wing. As of 2022, more than 2,800 farmers were linked to 100 schools in various parts of the country. This is part of Bhutan's broader effort to ensure locally-grown food is served to students. The farmers' involvement offers multiple benefits, including boosting the variety and nutritional content of schoolchildren's meals; bringing additional income and improving the agricultural practices of the farmers; and improving parents' awareness towards the importance of a balanced and diverse diet.

The initiative also strengthens community bonds. As Tshering's farmers' group has blossomed and earned enough to hire additional workers and equipment to grow and transport produce to schools, residents have embraced the group. "Often community members lend a helping hand during planting season or offer discounts on hiring machines like power-tillers," she says.

Over the years, Tshering has seen other major changes in her remote community. As a child, her extended family - parents, siblings, aunts, uncles and cousins living under a single roof - struggled to put food on the table.

Her two school meals each week at Ura Central School helped immensely. "Those were difficult times," Tshering recalls. "When we did not have enough, we had to borrow." Today, Tshering's daughter receives school meals every day, giving the farmer more time to work in her fields instead of cooking. The school has also grown to accommodate 350 pupils today, including many boarders from remote areas.

The school meals programme has changed the family's life in other ways. Tshering and her group used to be subsistence farmers, growing mostly potatoes, buckwheat, barley and wheat. Tshering's farmers' group used their earnings from the school produce deliveries to lease more land. They set up greenhouses provided by the local government agricultural extension office, along with seeds for nutritious vegetables. "We have started growing tomato, pumpkin, chili, onion, broccoli, cabbage and eggplant," Tshering explains. "We plan to try out chayote (a type of gourd) next year."

Since vegetable production is seasonal and harvests vary across the country, her farmers' group is connected to those in other provinces. This allows the groups to procure vegetables from each other between harvests and to ensure a steady supply to schools and other customers. Two years on, the women still plough most of their profits back into their business, and they are optimistic about the future. "We hope we will become successful," Tshering says, "so local youngsters, who now leave the village in search of jobs, will consider staying back and investing in farming instead."

Data Notes

Overview

[1] State of the Nation, Eight Session, The Third Parliament of Bhutan, 8 December 2022

Context and Operations

[2] Bhutan Poverty Analysis Report, 2022, National Statistics Bureau

[3] Bhutan Poverty Analysis Report, 2017, National Statistics Bureau

[4] World Bank, October 2022 (<https://www.worldbank.org/en/country/bhutan/overview>)

[5] National Accounts Statistics, 2021 and 2022.

[6] <https://kuenselonline.com/bhutan-on-path-to-graduate-from-ldc/>

[7] World Bank data (<https://data.worldbank.org/indicator/NV.AGR.TOTL.ZS?locations=BT>)

[8] Bhutan National Nutrition Survey, 2015

[9] Bhutan Fill the Nutrient Gap Analysis, 2022

Strategic outcome 01

[10] A 5-episode television show on nutrition education called "Pinda's Magic Bowl" was aired for two rounds on a local TV channel BBS 3. However, the network does not track statistics such as viewer count for the show or the population reach of the channel hence exact data is unavailable. As per the Bhutan Living Standards Survey (2022), about 70 percent of households (114,808 out of 164,011 households) across the country have television connections in their homes.

Nutritional Nostalgia

Photo: Farmer Tshering Dema, once a beneficiary of WFP school feeding now supplies agricultural produce to her daughter's school

© WFP/Kinley Wangmo

Annex

Reporting on beneficiary information in WFP's annual country reports

To produce estimates of the total number of unique beneficiaries WFP has assisted yearly, the data from all activities and transfer modalities must be adjusted to eliminate overlaps and add new beneficiaries. Further background information is provided in the summary tables annex of the ACR.

The final estimated number of beneficiaries assisted in each country is validated by country offices and entered in COMET at the end of every year:


- the total number of beneficiaries, which is the sum of all direct beneficiaries reached under all country level activities, based on the adjusted totals that seek to eliminate overlap;
- the total number of beneficiaries receiving food transfers, cash-based transfers and commodity vouchers or capacity strengthening, the sum of all direct beneficiaries reached under the activities for each of these transfer modalities, based on the adjusted estimates that seek to eliminate overlap;
- the total number of beneficiaries assisted under each programme area, the sum of all direct beneficiaries reached under WFP's eight programme areas at the country level;
- the number of schoolchildren assisted under school-based programmes, the sum of all participants assisted under the school-based programmes, adjusted to exclude overlaps and activity supporters such as teachers and cooks.


Although WFP conducts quality assurance to provide beneficiary data which are as accurate as possible, numerous challenges remain regarding data collection, verification, entry and processing. Beneficiary numbers in ACRs should be considered "best estimates", subject to over- and under- estimation.

For the 2022 reporting period, disability data has been collected using a variety of approaches; head counts in single activities, disaggregation of data from post distribution monitoring reports (PDMs) and other data sources from UN agencies and National Census data. As standardized guidance was not available in WFP prior to 2020, these methods have varied according to the existing needs, capacity, and experience of various WFP activities and operational contexts. Moving forward, as part of the 2020 Disability Inclusion Road Map, WFP is building on continued efforts to mainstream and standardize disability data collection methodologies, aligning with international standards and best practices.

Figures and Indicators

WFP contribution to SDGs

 SDG 2: End hunger, achieve food security and improved nutrition and promote sustainable agriculture											
WFP Strategic Goal :						WFP Contribution (by WFP, or by governments or partners with WFP Support)					
SDG Indicator	National Results					SDG-related indicator	Direct				Indirect
	Unit	Female	Male	Overall	Year		Unit	Female	Male	Overall	
Average income of small-scale food producers, by sex and indigenous status	US\$					Number of small-scale food producers reached (by WFP, or by governments or partners with WFP support) with interventions that contribute to improved incomes	Number				2,855

 SDG 17: Strengthen the means of implementation and revitalize the global partnership for sustainable development									
WFP Strategic Goal :					WFP Contribution (by WFP, or by governments or partners with WFP Support)				
SDG Indicator	National Results			SDG-related indicator	Direct		Indirect		
	Unit	Overall	Year		Unit	Overall			
Dollar value of financial and technical assistance (including through North-South, South-South and triangular cooperation) committed to developing countries	US\$	25,784,900	2018	Dollar value (within WFP portfolio) of technical assistance and country capacity strengthening interventions (including facilitation of South-South and triangular cooperation)	US\$		409,755.13		

Beneficiaries by Sex and Age Group

Beneficiary Category	Gender	Planned	Actual	% Actual vs. Planned
Total Beneficiaries	male	1,000	1,178	118%
	female	1,000	1,677	168%
	total	2,000	2,855	143%
By Age Group				
18-59 years	male	1,000	1,178	118%
	female	1,000	1,677	168%
	total	2,000	2,855	143%

Beneficiaries by Residence Status

Residence Status	Planned	Actual	% Actual vs. Planned
Resident	2,000	2,855	143%

Beneficiaries by Programme Area

Programme Area	Planned	Actual	% Actual vs. Planned
Smallholder agricultural market support programmes	2,000	2,855	142%

Strategic Outcome and Output Results

Strategic Outcome 01: School-age children, women and vulnerable groups in Bhutan have improved nutrition in line with national targets by 2023				Root Causes	
Output Results					
Activity 01: Assist the Government in its transition to a national school nutrition programme based on an integrated approach to school feeding that connects school feeding with nutrition education, school health and school agriculture and embeds gender, environmental and social safeguards across all activities, strengthened supply chains and school nutrition infrastructure optimization.					
Detailed Indicator	Beneficiary Group	Sub Activity	Unit of measure	Planned	Actual
A.1: Beneficiaries receiving capacity strengthening transfers	All	Smallholder agricultural market support activities	Female	1,000	1,677
			Male	1,000	1,178
			Total	2,000	2,855

Output Results					
Activity 01: Assist the Government in its transition to a national school nutrition programme based on an integrated approach to school feeding that connects school feeding with nutrition education, school health and school agriculture and embeds gender, environmental and social safeguards across all activities, strengthened supply chains and school nutrition infrastructure optimization.					
Output indicator	Detailed indicator	Unit of measure	Planned	Actual	
C: Targeted primary and secondary schoolchildren, including adolescent girls, benefit from healthy diets consisting of diverse foods, gender transformative nutrition education and health services provided to boys and girls in order to improve their nutrition, combat non-communicable diseases and enhance school performance.					
Institutional capacity strengthening activities					
C.4*: Number of people engaged in capacity strengthening initiatives facilitated by WFP to enhance national food security and nutrition stakeholder capacities (new)	C.4*.1: Number of government/national partner staff receiving technical assistance and training	Individual	175	180	
C.5*: Number of capacity strengthening initiatives facilitated by WFP to enhance national food security and nutrition stakeholder capacities (new)	C.5*.1: Number of technical assistance activities provided	unit	7	6	
C.6*: Number of tools or products developed or revised to enhance national food security and nutrition systems as a result of WFP capacity strengthening support (new)	C.6*.1: Number of tools or products developed	unit	5	7	
C.8*: USD value of assets and infrastructure handed over to national stakeholders as a result of WFP capacity strengthening support (new)	C.8*.1: USD value of assets and infrastructure handed over to national stakeholders as a result of WFP capacity strengthening support (new)	US\$	700,000	397,976.33	
E*: Targeted primary and secondary schoolchildren, including adolescent girls, benefit from healthy diets consisting of diverse foods, gender transformative nutrition education and health services provided to boys and girls in order to improve their nutrition, combat non-communicable diseases and enhance school performance.					
Institutional capacity strengthening activities					
E*.4: Number of people reached through interpersonal SBCC approaches	E*.4.1: Number of people reached through interpersonal SBCC approaches (male)	Number	14,250		
E*.4: Number of people reached through interpersonal SBCC approaches	E*.4.2: Number of people reached through interpersonal SBCC approaches (female)	Number	14,250		
E*.5: Number of people reached through SBCC approaches using media	E*.5.1: Number of people reached through SBCC approaches using mass media (i.e. national TV programme).	Individual	76,000		

E*.5: Number of people reached through SBCC approaches using media	E*.5.4: Number of people reached through SBCC approaches using social media (i.e. twitter, facebook)	Individual	21,375	55,416
F: Targeted primary and secondary schoolchildren, including adolescent girls, benefit from healthy diets consisting of diverse foods, gender transformative nutrition education and health services provided to boys and girls in order to improve their nutrition, combat non-communicable diseases and enhance school performance.				
Institutional capacity strengthening activities				
F.1: Number of smallholder farmers supported/trained	F.1.27: Number of farmers that benefit from farmer organizations ' sales to home-grown school meals programme and other structured markets	Individual	2,000	2,855
F.1: Number of smallholder farmers supported/trained	F.1.62: Number of government counterparts trained	Individual	20	12
L: Targeted primary and secondary schoolchildren, including adolescent girls, benefit from healthy diets consisting of diverse foods, gender transformative nutrition education and health services provided to boys and girls in order to improve their nutrition, combat non-communicable diseases and enhance school performance.				
Institutional capacity strengthening activities				
L.1: Number of infrastructure works implemented, by type	L.1.1: Number of infrastructure works implemented	unit	17	16
M: Targeted primary and secondary schoolchildren, including adolescent girls, benefit from healthy diets consisting of diverse foods, gender transformative nutrition education and health services provided to boys and girls in order to improve their nutrition, combat non-communicable diseases and enhance school performance.				
Institutional capacity strengthening activities				
M.1: Number of national coordination mechanisms supported	M.1.1: Number of national coordination mechanisms supported	unit	2	5
Activity 02: Provide technical assistance to the Government and the national food production and trade sectors to ensure that sound policies are in place and ensure quality and safety of fortified foods, especially rice, throughout their supply chains.				
Output indicator	Detailed indicator	Unit of measure	Planned	Actual
C: Vulnerable populations benefit from the Government's increased capacity to monitor the safety and quality of fortified foods and thus to ensure that their basic food and nutrition needs are met.				
Institutional capacity strengthening activities				
C.4*: Number of people engaged in capacity strengthening initiatives facilitated by WFP to enhance national food security and nutrition stakeholder capacities (new)	C.4*.1: Number of government/national partner staff receiving technical assistance and training	Individual	40	
C.5*: Number of capacity strengthening initiatives facilitated by WFP to enhance national food security and nutrition stakeholder capacities (new)	C.5*.1: Number of technical assistance activities provided	unit	4	
C.6*: Number of tools or products developed or revised to enhance national food security and nutrition systems as a result of WFP capacity strengthening support (new)	C.6*.1: Number of tools or products developed	unit	2	
M: Vulnerable populations benefit from the Government's increased capacity to monitor the safety and quality of fortified foods and thus to ensure that their basic food and nutrition needs are met.				
Institutional capacity strengthening activities				
M.1: Number of national coordination mechanisms supported	M.1.1: Number of national coordination mechanisms supported	unit	2	

Outcome Results

Activity 01: Assist the Government in its transition to a national school nutrition programme based on an integrated approach to school feeding that connects school feeding with nutrition education, school health and school agriculture and embeds gender, environmental and social safeguards across all activities, strengthened supply chains and school nutrition infrastructure optimization.

Outcome Indicator	Sex	Baseline	End-CSP Target	2022 Target	2022 Follow-up	2021 Follow-up	2020 Follow-up	source
Target Group: School-age children, women and vulnerable groups - Location: Bhutan - Modality: Capacity Strengthening - Subactivity: Institutional capacity strengthening activities								
Number of national food security and nutrition policies, programmes and system components enhanced as a result of WFP capacity strengthening (new)	Overall	0	=8	=7	8	7	6	WFP programme monitoring
Number of national programmes enhanced as a result of WFP-facilitated South-South and triangular cooperation support (new)	Overall	0	≥5	=4	3	3	2	WFP programme monitoring
Target Group: Smallholder Farmers - Location: Bhutan - Modality: Capacity Strengthening - Subactivity: Institutional capacity strengthening activities								
Percentage of targeted smallholder farmers reporting increased production of nutritious crops, disaggregated by sex of smallholder farmer	Female	0	≥80	≥60	60	55	55	WFP programme monitoring WFP programme monitoring WFP programme monitoring
	Male	0	≥80	≥60	60	55	55	
	Overall	0	≥80	≥60	60	55	55	
Percentage of targeted smallholders selling through WFP-supported farmer aggregation systems	Female	0	≥100	≥80	90	100	50	WFP programme monitoring WFP programme monitoring WFP programme monitoring
	Male	0	≥100	≥80	90	100	50	
	Overall	0	≥100	≥80	90	100	50	
Value and volume of smallholder sales through WFP-supported aggregation systems: Value (USD)	Female	0	≥16,200	≥12,000	893,292	256,652	5,430	WFP programme monitoring WFP programme monitoring WFP programme monitoring
	Male	0	≥10,800	≥8,000	595,528	94,926	3,620	
	Overall	0	≥27,000	≥20,000	1,488,820	351,578	9,050	
Value and volume of smallholder sales through WFP-supported aggregation systems: Volume (MT)	Female	0	≥24	≥18	583	480.8	7.98	WFP programme monitoring WFP programme monitoring WFP programme monitoring
	Male	0	≥16	≥12	389	177.8	5.32	
	Overall	0	≥40	≥30	972	658.6	13.3	

Strategic Outcome 02: Government has strengthened capability to address food security and nutrition challenges and prepare for and respond to crises, including those resulting from climate change, by 2023.				- Resilience Building	
Output Results					
Activity 03: Provide the Government with gender-informed and vulnerability-focused capacity strengthening relevant to its management of national emergency resources, development, enhancement and testing of national emergency response plans and coordination systems, through WFP's leadership of the emergency logistics and communications sectoral working group.					
Output indicator	Detailed indicator	Unit of measure	Planned	Actual	
C: Food-insecure and other vulnerable people benefit from the Government's enhanced knowledge of vulnerability, emergency logistics and best practices for supply chain systems (including storage and decentralized strategic grain reserves) and enhanced ability to minimize losses and improve food security in times of need.					
Institutional capacity strengthening activities					
C.4*: Number of people engaged in capacity strengthening initiatives facilitated by WFP to enhance national food security and nutrition stakeholder capacities (new)	C.4*.1: Number of government/national partner staff receiving technical assistance and training	Individual	120	401	
C.5*: Number of capacity strengthening initiatives facilitated by WFP to enhance national food security and nutrition stakeholder capacities (new)	C.5*.1: Number of technical assistance activities provided	unit	6	14	
C.6*: Number of tools or products developed or revised to enhance national food security and nutrition systems as a result of WFP capacity strengthening support (new)	C.6*.1: Number of tools or products developed	unit	3	2	
C.8*: USD value of assets and infrastructure handed over to national stakeholders as a result of WFP capacity strengthening support (new)	C.8*.1: USD value of assets and infrastructure handed over to national stakeholders as a result of WFP capacity strengthening support (new)	US\$	15,000	84,000	
G: Food-insecure and other vulnerable people benefit from the Government's enhanced knowledge of vulnerability, emergency logistics and best practices for supply chain systems (including storage and decentralized strategic grain reserves) and enhanced ability to minimize losses and improve food security in times of need.					
Institutional capacity strengthening activities					
G.7: Percentage of tools developed or reviewed to strengthen national capacities for Forecast-based Anticipatory Action	G.7.1: Percentage of tools developed or reviewed to strengthen national capacities for Forecast-based Anticipatory Action	%	16	16	
H: Food-insecure and other vulnerable people benefit from the Government's enhanced knowledge of vulnerability, emergency logistics and best practices for supply chain systems (including storage and decentralized strategic grain reserves) and enhanced ability to minimize losses and improve food security in times of need.					
Emergency preparedness activities					
H.1: Number of shared services provided, by type	H.1.67: Number of mobile storage tents/units made available	unit	12	12	
Institutional capacity strengthening activities					
H.2: Number of WFP-led clusters operational, by type	H.2.1: Number of WFP-led clusters operational	unit	3	1	
L: Food-insecure and other vulnerable people benefit from the Government's enhanced knowledge of vulnerability, emergency logistics and best practices for supply chain systems (including storage and decentralized strategic grain reserves) and enhanced ability to minimize losses and improve food security in times of need.					
Institutional capacity strengthening activities					
L.1: Number of infrastructure works implemented, by type	L.1.1: Number of infrastructure works implemented	unit	1	2	
M: Food-insecure and other vulnerable people benefit from the Government's enhanced knowledge of vulnerability, emergency logistics and best practices for supply chain systems (including storage and decentralized strategic grain reserves) and enhanced ability to minimize losses and improve food security in times of need.					

Institutional capacity strengthening activities				
M.1: Number of national coordination mechanisms supported	M.1.1: Number of national coordination mechanisms supported	unit	3	2

Outcome Results								
Activity 03: Provide the Government with gender-informed and vulnerability-focused capacity strengthening relevant to its management of national emergency resources, development, enhancement and testing of national emergency response plans and coordination systems, through WFP's leadership of the emergency logistics and communications sectoral working group.								
Outcome Indicator	Sex	Baseline	End-CSP Target	2022 Target	2022 Follow-up	2021 Follow-up	2020 Follow-up	source
Target Group: People vulnerable to disasters - Location: Bhutan - Modality: Capacity Strengthening - Subactivity: Institutional capacity strengthening activities								
Number of national food security and nutrition policies, programmes and system components enhanced as a result of WFP capacity strengthening (new)	Overall	0	=7	=6	6	6	3	WFP programme monitoring

Cross-cutting Indicators

Progress towards gender equality indicators

Improved gender equality and women's empowerment among WFP-assisted population								
Activity 01: Assist the Government in its transition to a national school nutrition programme based on an integrated approach to school feeding that connects school feeding with nutrition education, school health and school agriculture and embeds gender, environmental and social safeguards across all activities, strengthened supply chains and school nutrition infrastructure optimization.								
CrossCutting Indicator	Sex	Baseline	End-CSP Target	2022 Target	2022 Follow-up	2021 Follow-up	2020 Follow-up	source
Target Group: School-aged children, women and vulnerable group - Location: Bhutan - Modality: Capacity Strengthening - Subactivity: Institutional capacity strengthening activities								
Proportion of food assistance decision-making entity – committees, boards, teams, etc. – members who are women - -	Overall	50	=50	=50	59	50		WFP programme monitoring

Cover page photo © WFP/Jigme Samdrup

Children head for lunch at Bidung Lower Secondary School, Trashigang District

World Food Programme

Contact info

Carrie Morrison

carrie.morrison@wfp.org

<https://www.wfp.org/countries/bhutan>

Financial Section

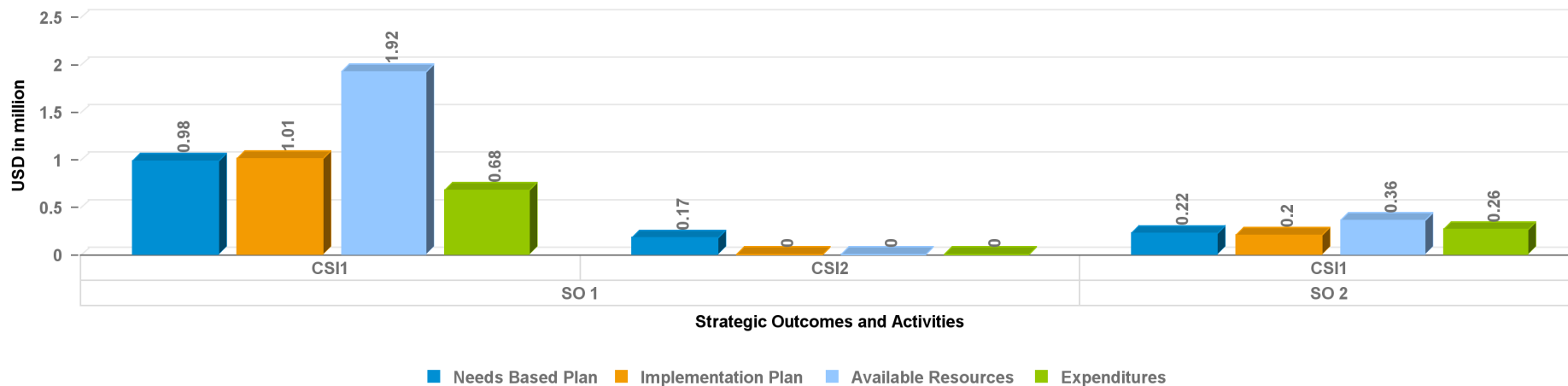
Financial information is taken from WFP's financial records which have been submitted to WFP's auditors.

Annual Country Report

Bhutan Country Portfolio Budget 2022 (2019-2023)

Annual Financial Overview for the period 1 January to 31 December 2022 (Amount in USD)

Annual CPB Overview



Code	Strategic Outcome
SO 1	School-age children, women and vulnerable groups in Bhutan have improved nutrition in line with national targets by 2023
SO 2	Government has strengthened capability to address food security and nutrition challenges and prepare for and respond to crises, including those resulting from climate change, by 2023.
Code	Country Activity Long Description
CSI1	Assist the Government in its transition to a national school nutrition programme based on an integrated approach to school feeding that connects school feeding with nutrition education, school health and school agriculture and embeds gender, environmental and social safeguards across all activities, strengthened supply chains and school nutrition infrastructure optimization.
CSI1	Through WFP's leadership of the emergency logistics and communications sector working group, provide the Government with gender-informed and vulnerability-focused capacity strengthening relevant to its management of national emergency resources and its development, enhancement and testing of national emergency response plans and coordination systems.
CSI2	Provide technical assistance to the Government and the national food production and trade sectors to ensure that sound policies are in place and ensure quality and safety of fortified foods, especially rice, throughout their supply chains.

Annual Country Report

Bhutan Country Portfolio Budget 2022 (2019-2023)

Annual Financial Overview for the period 1 January to 31 December 2022 (Amount in USD)

Strategic Result	Strategic Outcome	Activity	Needs Based Plan	Implementation Plan	Available Resources	Expenditures
2	School-age children, women and vulnerable groups in Bhutan have improved nutrition in line with national targets by 2023	Assist the Government in its transition to a national school nutrition programme based on an integrated approach to school feeding that connects school feeding with nutrition education, school health and school agriculture and embeds gender, environmental and social safeguards across all activities, strengthened supply chains and school nutrition infrastructure optimization.	982,487	1,009,950	1,924,067	677,097
		Provide technical assistance to the Government and the national food production and trade sectors to ensure that sound policies are in place and ensure quality and safety of fortified foods, especially rice, throughout their supply chains.	174,952	0	0	0
		Non Activity Specific			0	
Subtotal Strategic Result 2. No one suffers from malnutrition (SDG Target 2.2)			1,157,439	1,009,950	1,924,067	677,097

Annual Country Report

Bhutan Country Portfolio Budget 2022 (2019-2023)

Annual Financial Overview for the period 1 January to 31 December 2022 (Amount in USD)

Strategic Result	Strategic Outcome	Activity	Needs Based Plan	Implementation Plan	Available Resources	Expenditures
5	Government has strengthened capability to address food security and nutrition challenges and prepare for and respond to crises, including those resulting from climate change, by 2023.	Through WFP's leadership of the emergency logistics and communications sector working group, provide the Government with gender-informed and vulnerability-focused capacity strengthening relevant to its management of national emergency resources and its development, enhancement and testing of national emergency response plans and coordination systems.	222,546	204,231	358,887	263,831
Subtotal Strategic Result 5. Countries have strengthened capacity to implement the SDGs (SDG Target 17.9)			222,546	204,231	358,887	263,831
	Non SO Specific	Non Activity Specific	0	0	201,446	0
Subtotal Strategic Result			0	0	201,446	0
Total Direct Operational Cost			1,379,985	1,214,181	2,484,400	940,929
Direct Support Cost (DSC)			401,753	353,500	640,321	385,292
Total Direct Costs			1,781,738	1,567,681	3,124,721	1,326,221
Indirect Support Cost (ISC)			115,813	101,899	75,827	75,827
Grand Total			1,897,550	1,669,580	3,200,548	1,402,048



Wanee Piyabongkarn
Chief

Contribution Accounting and Donor Financial Reporting Branch

Columns Definition

Needs Based Plan

Latest annual approved version of operational needs as of December of the reporting year. WFP's needs-based plans constitute an appeal for resources to implement operations which are designed based on needs assessments undertaken in collaboration with government counterparts and partners

Implementation Plan

Implementation Plan as of January of the reporting period which represents original operational prioritized needs taking into account funding forecasts of available resources and operational challenges

Available Resources

Unspent Balance of Resources carried forward, Allocated contribution in the current year, Advances and Other resources in the current year. It excludes contributions that are stipulated by donor for use in future years

Expenditures

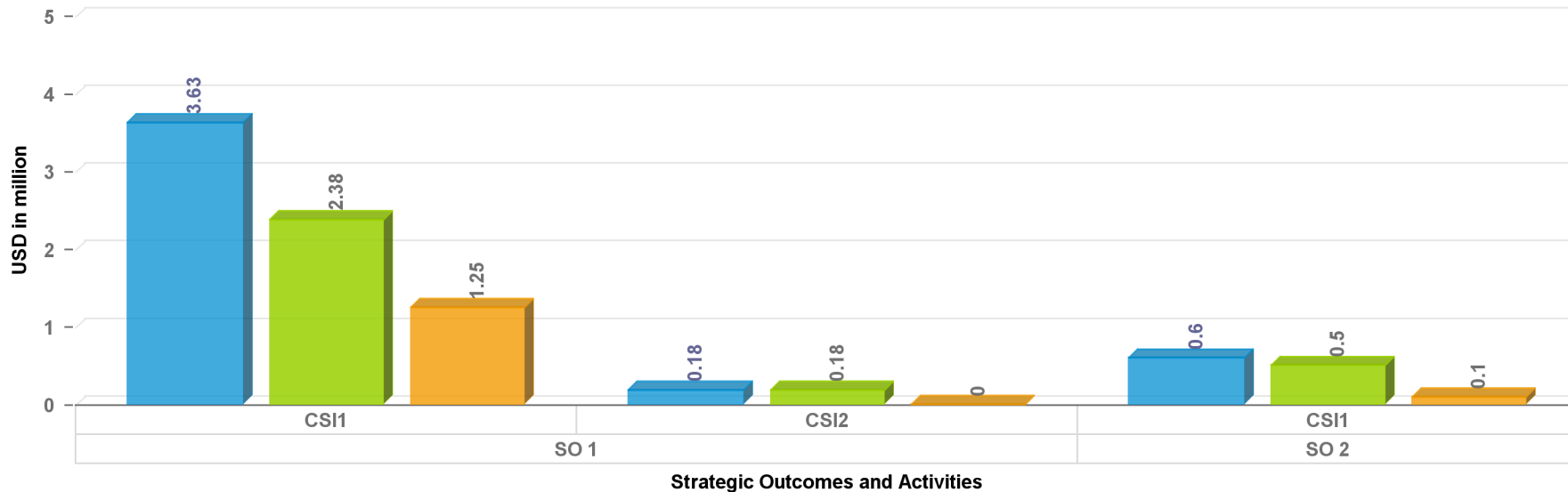
Monetary value of goods and services received and recorded within the reporting year

Annual Country Report

Bhutan Country Portfolio Budget 2022 (2019-2023)

Cumulative Financial Overview as at 31 December 2022 (Amount in USD)

Cumulative CPB Overview



■ Allocated Resources ■ Expenditures ■ Balance of Resources

Code	Strategic Outcome
SO 1	School-age children, women and vulnerable groups in Bhutan have improved nutrition in line with national targets by 2023
SO 2	Government has strengthened capability to address food security and nutrition challenges and prepare for and respond to crises, including those resulting from climate change, by 2023.
Code	Country Activity - Long Description
CSI1	Assist the Government in its transition to a national school nutrition programme based on an integrated approach to school feeding that connects school feeding with nutrition education, school health and school agriculture and embeds gender, environmental and social safeguards across all activities, strengthened supply chains and school nutrition infrastructure optimization.
CSI1	Through WFP's leadership of the emergency logistics and communications sector working group, provide the Government with gender-informed and vulnerability-focused capacity strengthening relevant to its management of national emergency resources and its development, enhancement and testing of national emergency response plans and coordination systems.
CSI2	Provide technical assistance to the Government and the national food production and trade sectors to ensure that sound policies are in place and ensure quality and safety of fortified foods, especially rice, throughout their supply chains.

Annual Country Report

Bhutan Country Portfolio Budget 2022 (2019-2023)

Cumulative Financial Overview as at 31 December 2022 (Amount in USD)

Strategic Result	Strategic Outcome	Activity	Needs Based Plan	Allocated Contributions	Advance and Allocation	Allocated Resources	Expenditures	Balance of Resources
2	School-age children, women and vulnerable groups in Bhutan have improved nutrition in line with national targets by 2023	Assist the Government in its transition to a national school nutrition programme based on an integrated approach to school feeding that connects school feeding with nutrition education, school health and school agriculture and embeds gender, environmental and social safeguards across all activities, strengthened supply chains and school nutrition infrastructure optimization.	4,377,922	3,626,464	0	3,626,464	2,379,494	1,246,969
		Provide technical assistance to the Government and the national food production and trade sectors to ensure that sound policies are in place and ensure quality and safety of fortified foods, especially rice, throughout their supply chains.	909,334	183,509	0	183,509	183,508	0

This computer generated report is certified by the Chief of Contribution Accounting and Donor Financial Reporting Branch (FINC)

Annual Country Report

Bhutan Country Portfolio Budget 2022 (2019-2023)

Cumulative Financial Overview as at 31 December 2022 (Amount in USD)

Strategic Result	Strategic Outcome	Activity	Needs Based Plan	Allocated Contributions	Advance and Allocation	Allocated Resources	Expenditures	Balance of Resources
2	School-age children, women and vulnerable groups in Bhutan have improved nutrition in line with national targets by 2023	Non Activity Specific	0	0	0	0	0	0
Subtotal Strategic Result 2. No one suffers from malnutrition (SDG Target 2.2)			5,287,256	3,809,972	0	3,809,972	2,563,003	1,246,969
5	Government has strengthened capability to address food security and nutrition challenges and prepare for and respond to crises, including those resulting from climate change, by 2023.	Through WFP's leadership of the emergency logistics and communications sector working group, provide the Government with gender-informed and vulnerability-focused capacity strengthening relevant to its management of national emergency resources and its development, enhancement and testing of national emergency response plans and coordination systems.	1,033,412	600,031	0	600,031	504,976	95,056
Subtotal Strategic Result 5. Countries have strengthened capacity to implement the SDGs (SDG Target 17.9)			1,033,412	600,031	0	600,031	504,976	95,056
	Non SO Specific	Non Activity Specific	0	201,446	0	201,446	0	201,446
Subtotal Strategic Result			0	201,446	0	201,446	0	201,446
Total Direct Operational Cost			6,320,668	4,611,450	0	4,611,450	3,067,979	1,543,471

This computer generated report is certified by the Chief of Contribution Accounting and Donor Financial Reporting Branch (FINC)

Annual Country Report

Bhutan Country Portfolio Budget 2022 (2019-2023)

Cumulative Financial Overview as at 31 December 2022 (Amount in USD)

Strategic Result	Strategic Outcome	Activity	Needs Based Plan	Allocated Contributions	Advance and Allocation	Allocated Resources	Expenditures	Balance of Resources
		Direct Support Cost (DSC)	978,614	945,485	0	945,485	690,456	255,029
		Total Direct Costs	7,299,282	5,556,935	0	5,556,935	3,758,435	1,798,500
		Indirect Support Cost (ISC)	474,453	322,265		322,265	322,265	0
		Grand Total	7,773,736	5,879,200	0	5,879,200	4,080,700	1,798,500

This donor financial report is interim



Wannee Piyabongkarn
Chief

Contribution Accounting and Donor Financial Reporting Branch

Columns Definition

Needs Based Plan

Latest approved version of operational needs. WFP's needs-based plans constitute an appeal for resources to implement operations which are designed based on needs assessments undertaken in collaboration with government counterparts and partners

Allocated Contributions

Allocated contributions include confirmed contributions with exchange rate variations, multilateral contributions, miscellaneous income, resource transferred, cost recovery and other financial adjustments (e.g. refinancing). It excludes internal advance and allocation and contributions that are stipulated by donor for use in future years.

Advance and allocation

Internal advanced/allocated resources but not repaid. This includes different types of internal advance (Internal Project Lending or Macro-advance Financing) and allocation (Immediate Response Account)

Allocated Resources

Sum of Allocated Contributions, Advance and Allocation

Expenditures

Cumulative monetary value of goods and services received and recorded within the reporting period

Balance of Resources

Allocated Resources minus Expenditures