



World Food  
Programme

SAVING  
LIVES

CHANGING  
LIVES

# Djibouti

## Annual Country Report 2022

---

Country Strategic Plan  
2020 - 2024

# Table of contents

|  |           |
|--|-----------|
| <b>Overview</b>  | <b>3</b>  |
| <b>Context and operations</b>  | <b>7</b>  |
| RISK MANAGEMENT  | 8         |
| <b>Partnerships</b>  | <b>10</b> |
| <b>CSP Financial Overview</b>  | <b>11</b> |
| <b>Programme performance</b>   | <b>15</b> |
| STRATEGIC OUTCOME 01   | 15        |
| STRATEGIC OUTCOME 02   | 18        |
| STRATEGIC OUTCOME 03   | 21        |
| <b>Cross-cutting results</b>   | <b>23</b> |
| PROGRESS TOWARDS GENDER EQUALITY                                     | 23        |
| PROTECTION AND ACCOUNTABILITY TO AFFECTED POPULATIONS                | 24        |
| ENVIRONMENT  | 26        |
| <b>Extra Section</b>   | <b>27</b> |
| <b>Data Notes</b>  | <b>29</b> |
| <b>Annex</b>   | <b>30</b> |
| REPORTING ON BENEFICIARY INFORMATION IN WFP'S ANNUAL COUNTRY REPORTS | 30        |
| <b>Figures and Indicators</b>  | <b>31</b> |
| WFP CONTRIBUTION TO SDGS   | 31        |
| BENEFICIARIES BY SEX AND AGE GROUP                                   | 31        |
| BENEFICIARIES BY RESIDENCE STATUS                                    | 32        |
| BENEFICIARIES BY PROGRAMME AREA                                      | 32        |
| ANNUAL FOOD TRANSFER (MT)  | 32        |
| ANNUAL CASH BASED TRANSFER AND COMMODITY VOUCHER (USD)               | 33        |
| STRATEGIC OUTCOME AND OUTPUT RESULTS                                 | 34        |
| CROSS-CUTTING INDICATORS   | 52        |

# Overview

In 2022, WFP remained a key partner to the Government supporting its development plans and efforts towards the realization of Sustainable Development Goals (SDG). Humanitarian needs in Djibouti were mainly driven by the economic slowdown, severe drought, and the global food crisis. WFP continued to strengthen its engagement with the Government to ensure vulnerable Djiboutians benefit from food and nutrition assistance during crisis, resilience-building activities, capacity strengthening, and enhanced shock-responsive social protection programmes. WFP also supported refugees hosted in Djibouti to ensure they meet their food needs.

Contributing to SDG 2, WFP together with the Government and partners reached over 117,000 people with food and nutrition assistance to improve their food security through cash-based transfers worth USD 2.7 million and 6010 mt of in-kind assistance. With the support of its government partners, WFP scaled-up relief food and nutrition assistance to reach 33,135 crises affected people in rural and semi-urban. While providing relief assistance, WFP continued addressing the compounding effects of multiple shocks through nutrition prevention and treatment, resilience building and capacity strengthening initiatives, and social protection programmes.

Working with *Agence Djiboutienne de Développement Social (ADDS)*, WFP continued to address malnutrition in Djibouti reaching 15,797 children, pregnant and lactating women, and people living with TB/HIV with specialized nutritious foods to prevent and treat moderate acute malnutrition. These partnerships strengthened referral pathways through community-based approaches where 300 women were trained as counseling mothers to provide nutrition-related messages at the community level. WFP also supported the Ministry of Health with supply-chain services and expertise to enable the timely delivery of nutrition support. Additionally, under the leadership of the Ministry of Health and the Ministry of Social Affairs, WFP initiated the 'Fill the Nutrient Gap' analytical study to understand the local drivers that affect the availability, physical access, and affordability of nutritious foods in Djibouti Ville.

Djibouti has an open-door policy for refugees and has embraced the Comprehensive Refugee Response Framework (CRRF). The country is currently hosting approximately 35,000 displaced people, including 23,000 refugees and 11,000 asylum-seekers. With continued support from its partners, WFP covered the food and nutrition needs of over 24,000 refugees living in the three settlements and migrants in the migrant centres. Additionally, WFP supported the Government with the implementation of its CRRF commitments by integrating 2500 refugee into the national safety net programme, *Programme National de Solidarité Famille (PNSF)*.

WFP collaborated with the Government and the Ministry of Social Affairs and Solidarity on the design and delivery of the national social protection programme to strengthen the country's social protection system architecture. WFP provided technical support to expand the coverage, comprehensiveness, and adequacy of the social protection programme. WFP assistance was channeled through national social protection programmes. As part of strengthening the policies around social protection, WFP supported the Ministry of Social Affairs and Solidarity in the evaluation of the national social protection strategy. Findings from this evaluation will contribute towards the development of the National Social Protection Strategy for 2023-2027.

Strategic partnerships with national actors, donors and other UN agencies continued to be at the heart of WFP work in Djibouti. At the national level, WFP positioned itself as a strategic partner to the Government in disaster risk reduction. Specifically, WFP worked with the Ministry of Agriculture, the Ministry of Interior, and the Djibouti National Meteorological Agency (ANMD) to strengthen their capacities for disaster preparedness, mitigation, and response. Through this partnerships, WFP supported development of drought anticipatory actions through the Forecast-based Financing (FbF) project that is linked to the national disaster risk management system and standard operating procedures for these anticipatory activities that detailed the implementation period, target areas, drought triggers/thresholds, potential number of beneficiaries and costs estimations.

Following successful transition of WFP school feeding programme to full Government ownership, WFP has continued to be a key partner to the Government providing technical support and policy advice to the Government to improve the quality and institutional framework of the national school feeding.

Towards SGD 17, WFP provided supply chain services to the humanitarian community by managing the Humanitarian Logistics Hub (HLB). The HLB served as a lifeline for large-scale emergency responses across the Horn of Africa and Yemen and was critical in pre-positioning, consolidating, and transporting humanitarian relief.

# 116,043

## Total beneficiaries in 2022



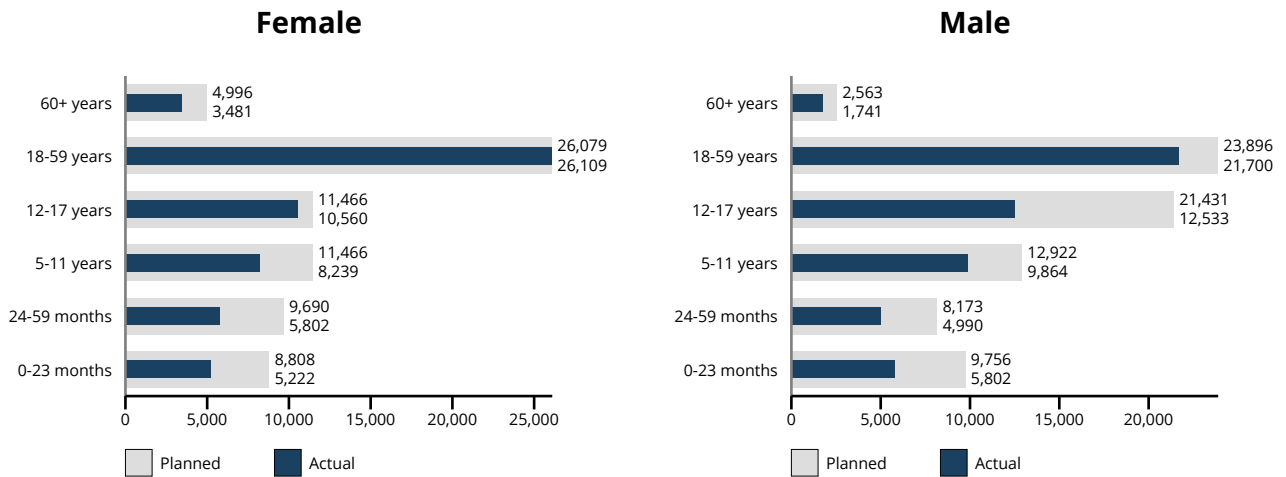
51% female



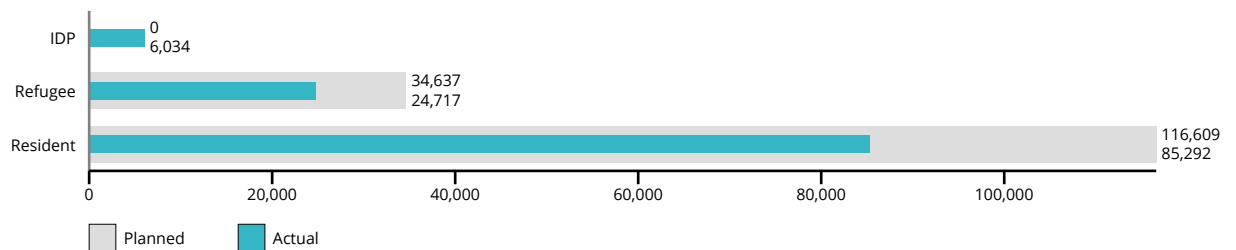
49% male

Estimated number of persons with disabilities: 3,500 (45% Female, 55% Male)

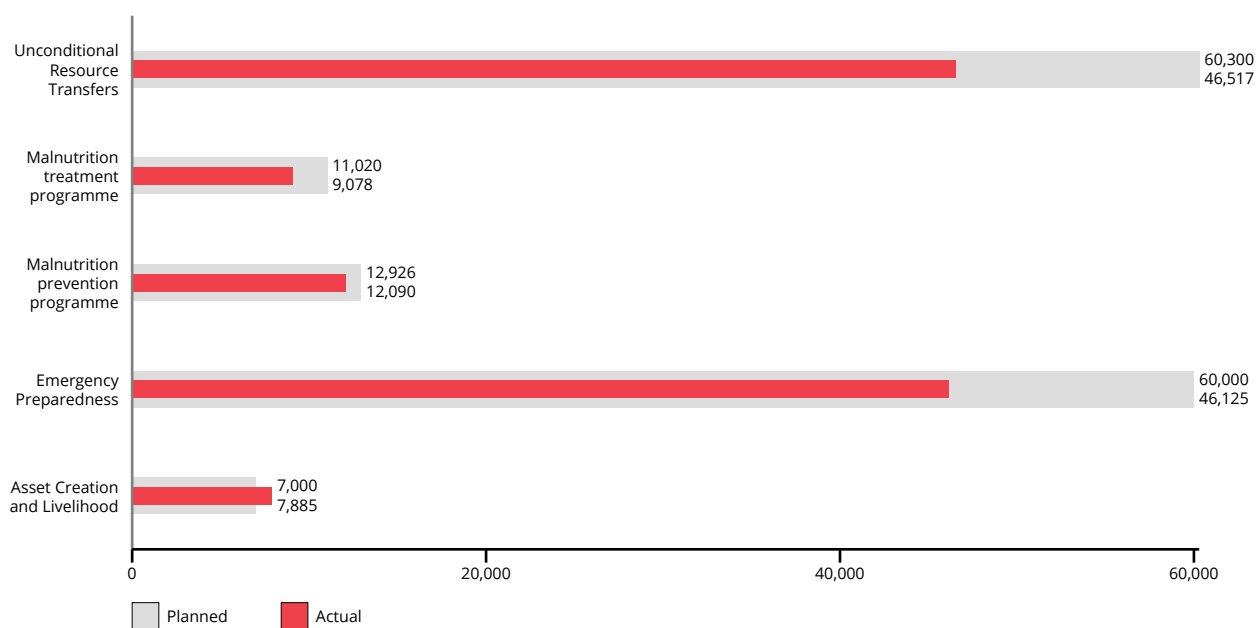
### Beneficiaries by Sex and Age Group



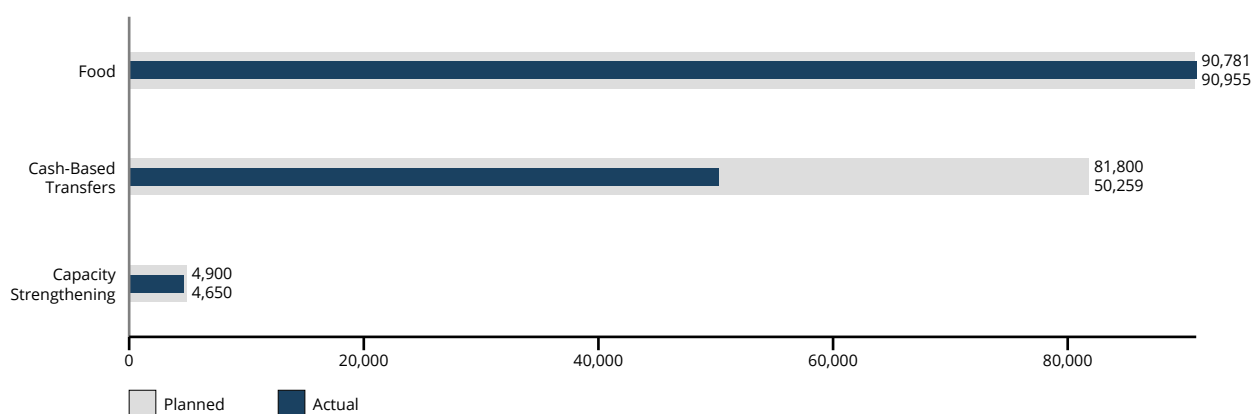
### Beneficiaries by Residence Status



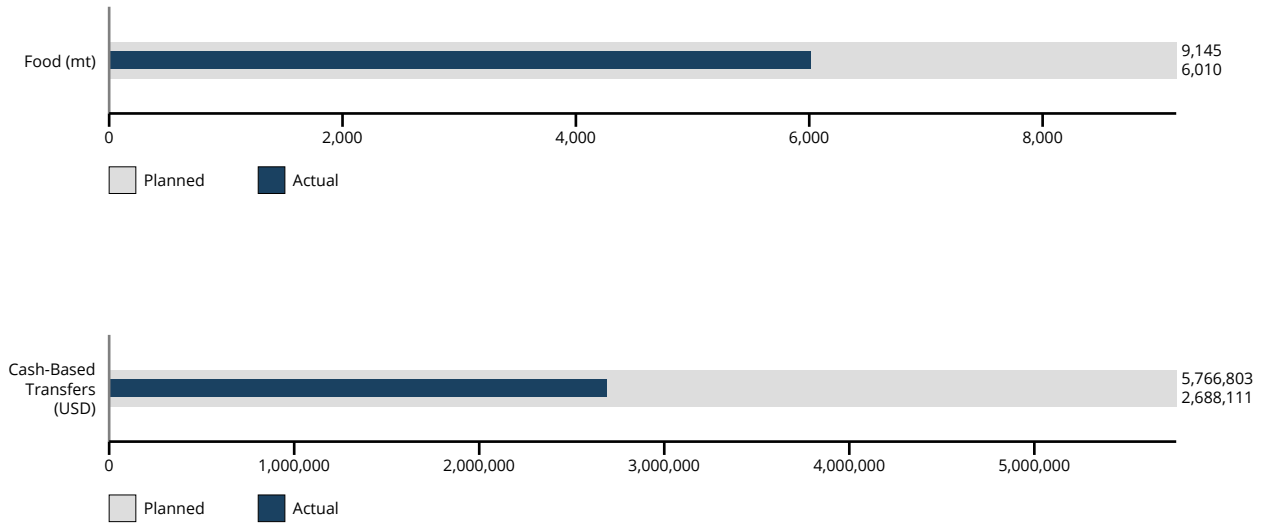
## Beneficiaries by Programme Area



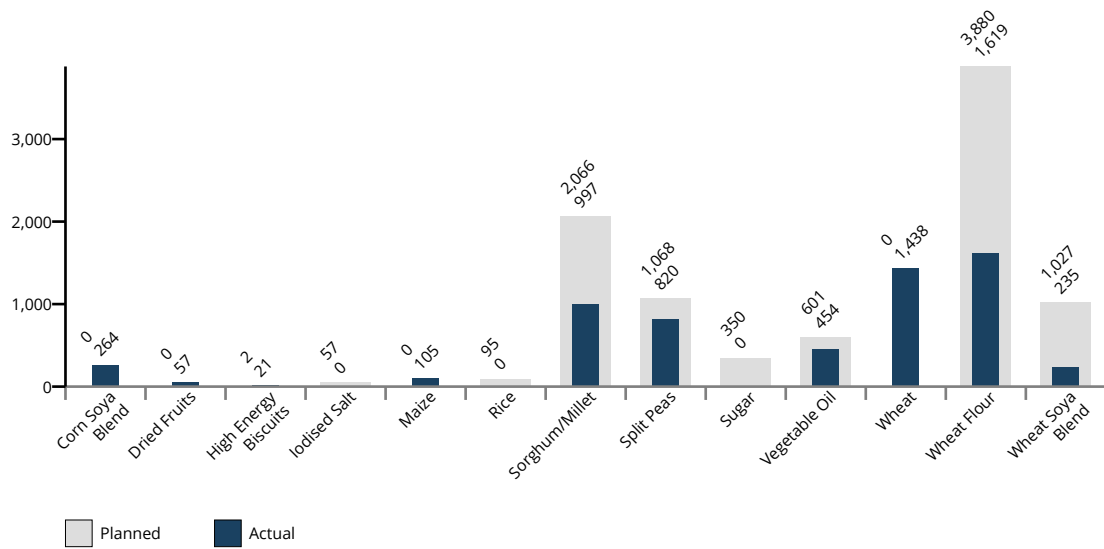
## Beneficiaries by Modality



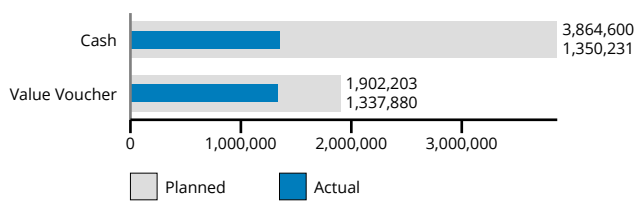
### Total Transfers by Modality



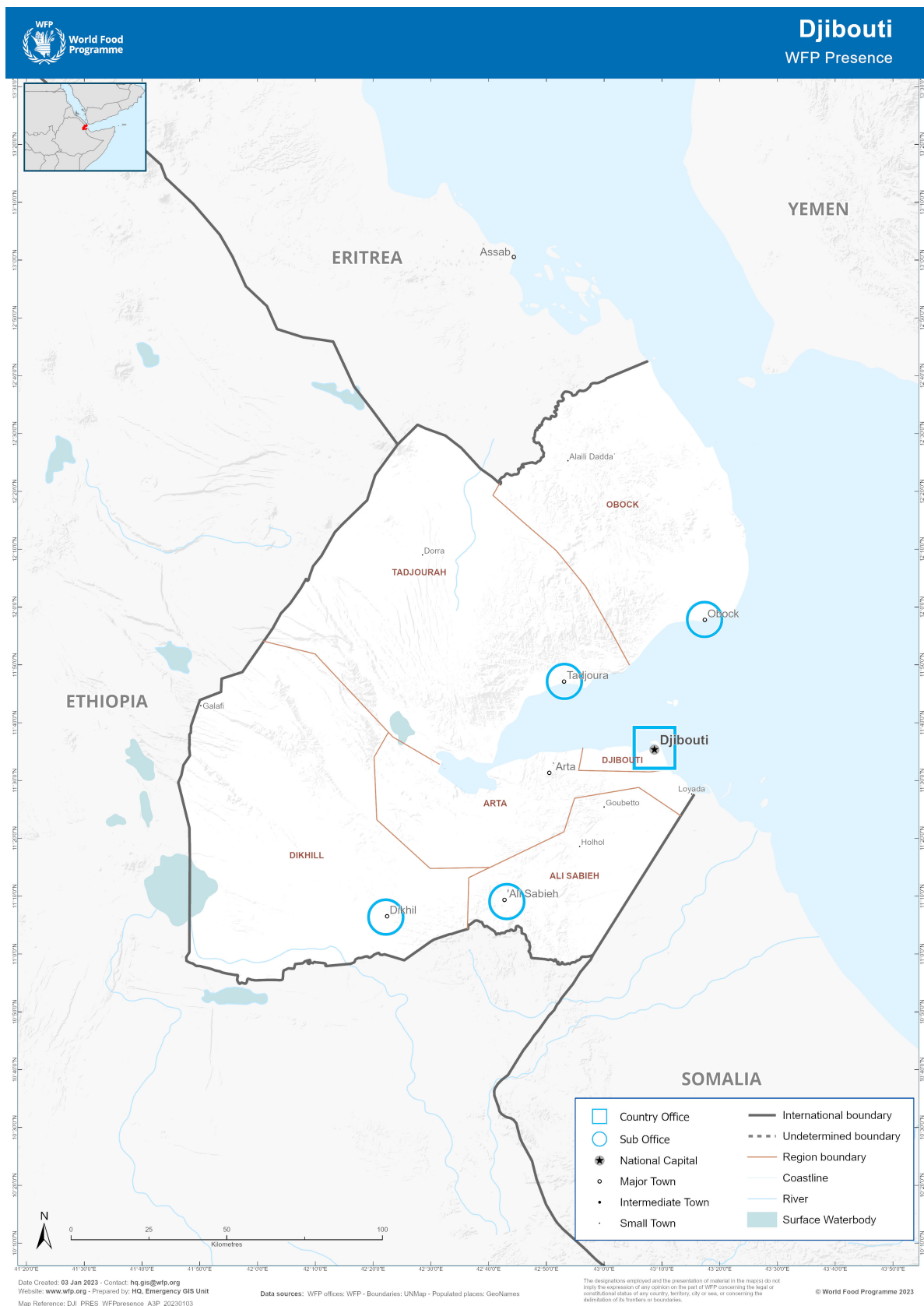
### Annual Food Transfer (mt)



### Annual Cash Based Transfer and Commodity Voucher (USD)



# Context and operations



Djibouti is a small low-middle income country with a strategic geopolitical and trade position in the Horn of Africa and Gulf of Aden. The country has a population of 1.1 million and was ranked 166 out of 189 countries on the 2019 Human Development Index.<sup>[1]</sup> Approximately 35 percent of the population lives in poverty, of which 21 percent are in extreme poverty. In the 2022 Global Hunger Index, Djibouti ranked 90 out of the 121 countries and was categorized as having

serious food insecurity levels in 2022.<sup>[2]</sup> Food security and nutrition challenges are driven by climate shocks, lack of arable land and access to water, and extremely low food production. The country has less than 1,000 square kilometers of arable land (0.04% of its total land area) and experiences an average annual rainfall of merely 130 millimeters. Agricultural and livestock production accounts for three to four percent of the total gross domestic product (GDP) while services sector, notably transportation of goods to Ethiopia, port services, hosting of French and USA military bases, contributes for over 70 percent to Djibouti's GDP.<sup>[3]</sup>

Djibouti imports up to 90 percent of its food. Around 84 percent of its wheat imports are from Russia and Ukraine and almost all its vegetables and fruits are imported from Ethiopia. The spill-over effects of the protracted conflict in Ethiopia and the global economic crisis resulted in skyrocketing food and fuel prices, with food inflation increasing to 25.7 percent in June compared to 11.1 percent in May 2022.<sup>[4]</sup> This deeply impacted the purchasing power of people, especially among low and middle-income rural and women headed households. Djibouti furthermore saw a surge in the number of migrants and refugees from the Horn of Africa and East Africa following the intensification of conflicts in the neighbouring countries. Currently, the country hosts over 24,000 refugees and 11,000 asylum-seekers predominantly from Somalia, Ethiopia and Yemen.<sup>[5]</sup>

Djibouti is susceptible to consecutive climate shocks, including persistent drought as well as occasional flash floods. In 2022, the Horn of Africa experienced the most severe drought in 40 years when four consecutive rainy seasons failed. As one of the most arid countries in the region, the Government of Djibouti issued a drought alert in February 2022 as the country was severely affected by the disaster. The drought led to a reduction of up to 75 percent in household access to sufficient and diversified food, scarcity of pastures, and loss of up to 50 percent of livestock, and livelihood sources such as selling milk.<sup>[6]</sup>

The Integrated Food Security Phase Classification (IPC) report from March 2022 revealed that approximately 132,000 people, representing 11 percent of the population, were acutely food insecure (IPC Phase 3 and 4). By December 2022 this number was 194,000 people (IPC 3 and 4), 16 percent of the population, against the estimation of 192,000 in the IPC report.<sup>[7]</sup> Under nutrition remained a major public health concern with more than 26,723 children under the age of five years and 9,360 pregnant and lactating women facing or at risk of malnutrition.<sup>[8]</sup> The double-burden of malnutrition continues to affect people living with HIV and TB, with the prevalence of underweight and overweight estimated at 20 percent and 22 percent, respectively.

The Government of Djibouti has put in place policies to address emerging humanitarian and development challenges with focus on leaving no one behind. Under its Vision 2035, the Government aspires to consolidate the country's position as a major commercial and logistic hub on the continent. Vision 2035 aims to reduce poverty and enhance economic growth by promoting good governance, a diversified economy, and consolidating human capital and promoting regional integration. It also recognizes the country's multiple development challenges such as fragility, inequality, exclusion, and vulnerability. National social protection programmes predominantly focus on poverty reduction, however, access to social services remains a challenge. The current social protection programme focuses on developing a national system and a policy framework for social protection by implementing a direct income support component. WFP's support to the Government of Djibouti to respond to humanitarian emergencies and to address long-term development challenges and priorities is guided by the Country Strategic Plan (CSP) 2020-2024. The CSP has three strategic outcomes and is fully aligned with national policy objectives, including Vision 2023.

Contributing to SDG 2, WFP crisis response activities aim to provide timely and adequate food and nutrition support to refugees, asylum seekers, and the shock-affected Djiboutian population to improve their access to food and improve their food security and nutrition. Through its resilience activities, WFP is supporting food-insecure people with productive safety nets to build their long-term resilience and improve their livelihoods. Contributing to SDG 17, WFP remained a key partner to the Government and provides technical support and institutional capacity strengthening and support to improve social protection, nutrition, and school feeding programmes while ensuring access to cost-efficient supply chain services for the humanitarian community. Furthermore, WFP ensured gender equality and women empowerment was integrated across all activities with consideration to gender, age, and geographic inequalities to ensure equal access to WFP assistance. Through all activities, WFP works closely with government institutions and UN agencies to ensure an effective and collaborative response.

## Risk Management

In 2022, Djibouti's economy showed a downward trend due to the war in Ukraine, global inflation and severe drought. In addition, the impact of the Ukraine crisis and worsening drought put pressure on the fiscal deficit, compelling the Government to temporarily suspend some of its foreign debt payments [10]. Skyrocketing global oil and food prices pushed up inflation to a staggering 25 percent (as of June 2022), making it difficult for people to access three meals a day.



To ensure a scalable, flexible, and adaptable response mechanism in the context of the drought, a Concept of Operations (CONOPS) was developed and updated on a quarterly basis. The CONOPS provided the country office with a resource acquisition and management tool to meet the critical needs of the disaster affected population and to support the Government capacity building initiatives. In this regard, WFP closely worked with the Ministry of Agriculture, Ministry of Interior's *Secrétariat Exécutif pour la Gestion des Risques et des Catastrophes (SEGRC)*, and the Djibouti National Meteorological Agency (ANMD) to develop drought Anticipatory Actions to enable the Government to be strategically positioned to respond to disasters before they strike. The Country Office also maintained close dialogues with line ministries to ensure timely implementation of its activities following proper processes and procedures.

WFP, furthermore, developed a Djibouti-specific risk register that is updated regularly. A Risk Management and Compliance Committee was established to examine and monitor risk trends, internal controls and implementation of risk mitigation strategies.

WFP provided refresher trainings to its staff on the anti-fraud and anti-corruption policy. Additionally, to manage fiduciary risks related to sexual exploitation and abuse, WFP continued to sensitize its staff as well strengthen feedback mechanisms.

# Partnerships

WFP worked with various partners in Djibouti, including the national Government and its specialized agencies, donors, United Nations (UN) agencies, international financial institutions, and private sector entities. WFP worked to broaden its range of partnerships to secure the funding required for the Country Strategic Plan (CSP).

While Government donors remained key partners, WFP continued to expand its resource partnerships, building new partnerships that generated significant additional resources, including expanding its partnership with the World Bank, Japan Association for WFP (JAWFP) and a private donor. Collaboration with a private donor enabled WFP to ensure its nutrition assistance to 1,600 pregnant and lactating women and 2,425 children under the age of five experiencing moderate acute malnutrition, through specialized nutritious foods for three months. Through the World Bank resources, WFP supported the Ministry of Health in the international purchase of specialized nutritious foods and its delivery to Djibouti. With support from JAWFP, WFP was able to support capacity building initiatives of the Ministry of Education and Vocational Training in the implementation of vocational training and school feeding programmes.

In 2022, WFP continued to be a crucial partner for the Ministry of Social Affairs and Solidarity to strengthen national social protection schemes that focused on inclusive social protection programmes. WFP provided technical support to the Ministry of Social Affairs and Solidarity in the delivery of the *Programme National de Solidarité Famille (PNSF)* the national safety net programme, and the integration of refugees in this programme. This provision enabled 2,500 refugees to have greater access to economic and livelihood opportunities. Additionally, in 2022, with the support of WFP, the Ministry of Social Affairs and Solidarity led an evaluation of the *Programme National de Solidarité Famille*. The objective of the evaluation was to assess the added value and effectiveness of the programme. The evaluation included conclusions and lessons learned on PNSF, as well as recommendations to improve the programme.

In the context of the drought, WFP positioned itself as a key partner to the Government, building on strategic collaboration to improve capacity in shock-responsive social protection, nutrition, and emergency preparedness activities in collaboration with other UN agencies.

In an effort to enhance localization agenda, WFP renewed its agreements with different line ministries such as the Ministry of Social Affairs and Solidarity, Ministry of Education and Vocational Training, and the Ministry of Health. Long-term agreements running to 2024 were put in place, paving the way for national ownership and building local capacities for a seamless implementation of the CSP. At sub-national level, WFP works directly with the local authorities (prefecture and regional council) for the implementation of all activities as well as the engagement with communities.

Given Djibouti's history of recurrent climatic shocks that have been increasing in frequency and magnitude, WFP partnered with the Ministry of Interior's *Secrétariat Exécutif pour la Gestion des Risques et des Catastrophes (SEGRC)* and the Djibouti Meteorological Service to roll out anticipatory actions through Forecast-based Financing (FbF) as a critical part of enhancing preparedness efforts and mitigation actions before a disaster strikes. The FbF programme is funded by the Danish International Development Agency (DANIDA).

Partnerships with UN agencies such as FAO, UNICEF, IOM and WHO proved to be critical and contributed towards the achievement of the 2030 Sustainable Development Goals (SDGs). Throughout 2022, WFP continued to work in partnership with UN agencies and the national government to conduct strategic assessments to support evidence-based decision-making, policies, and programmes. WFP coordinated the implementation of programmatic activities and assessments with the Government of Djibouti as the primary partner. WFP closely worked with the Ministry of Agriculture, Ministry of Social Affairs and Solidarities, Ministry of Interior, Ministry of Health, and Ministry of Environment in this regard.

WFP worked closely with the United Nation High Commission for Refugees (UNHCR) and IOM to provide food and nutrition assistance to asylum seekers, migrants and refugees. WFP signed an agreement with UNICEF to jointly implement nutrition activities in parallel with the revitalization of the UN Nutrition Group.

In addition, WFP continued to implement joint projects with FAO and the Joint United Nations Programme on HIV/AIDS (UNAIDS) to support communities with resilience, nutrition, HIV, and education activities.

WFP's Humanitarian Logistic Base (HLB) in Djibouti remained crucial in transporting life-saving relief material on behalf of the humanitarian community. WFP transported over 472 metric tonnes (mt) of relief items, medical supplies, and nutritious foods on behalf of 15 organizations (NGOs and other UN agencies) across the Horn of Africa and Yemen.

# CSP Financial Overview

In 2022, WFP received USD 17.5 million in funding, translating to 95 percent of the needs-based plan. However, the country office had a carryover of 15.4 million, bringing the total funding available to USD 30.9 million. This funding enabled WFP to make significant progress towards implementing its Country Strategic Plan (CSP) for 2020-2024.

A budget revision was undertaken to increase the number of beneficiaries under the refugee and drought response interventions, leading to a total CSP budget of USD 104.7 million, representing an increase of 26 percent. Additionally, the vocational training activity was moved to strategic outcome 2 as the vocational training is linked to the resilience activities of the national social protection programmes and the capacity strengthening of the Ministry of Education and Vocational Training. The country office will continue its effort to advocate for more funding for the continuation and scale-up of the vocational training activity.

WFP significantly enhanced direct multilateral contributions by building and maintaining strategic partnerships with traditional as well as new and emerging donors. To secure crucial funding from a wider group of government donors, WFP successfully initiated partnerships with USAID's Bureau for Humanitarian Assistance (BHA), the Government of Japan, the Government of France, and the King Salman Foundation. WFP worked towards diversifying its donor base and welcomed grants from two new donors, Equinor and the World Bank.

Strategic outcome 1 (in support of refugees and other crisis-affected people having access to adequate nutritious food in times of crisis), was adequately funded, attracting the highest level of funding and representing 55 percent of the overall funding in 2022. This included allocated resources during the year and 42 percent carryovers from 2021. Uncertainty in the confirmation of resources and delays in the delivery of commodities adversely affected programming, which necessitated a further reduction in food rations under Activity 1, which affected the food and nutrition security situation among the persons of concern.

Strategic outcome 2, funded at 146 percent against the needs-based plan, and accounted for 22 percent of the overall funding in 2022, was critical to ensure nutrition support to children and pregnant and lactating women, and access to adequate nutritious food through social protection programmes and resilience-building activities. This included carryover resources through multi-year funds. Strategic outcome 2 also utilized contributions from the Strategic Resource Allocation Committee (SRAC) and the Directorate-General for International Partnerships of the European Commission. However, due to the donor restrictions favouring certain activities some activities, for example capacity strengthening initiatives of the Ministry of Social Affairs and Solidarity and the Ministry of Health, could not be fully implemented.









Strategic outcome 3 was funded at 299 percent against the needs-based plan. Bilateral service provision to humanitarian partners were funded at 61 percent on a cost recovery basis, representing 6 percent of the total available resources.

WFP's fundraising strategy included maintaining regular engagement with traditional donors and attracting new donors through field missions and consultative meetings that shared operational updates and information on emerging issues such as the drought. It also highlighted opportunities and challenges that needed donors' attention. WFP will continue to advocate for timely, flexible multi-year funding for both crisis and resilience activities to ensure quality implementation and programme continuity in Djibouti.

## Annual CSP Financial Overview by Strategic Outcome (Amount in USD)

|   | Needs Based Plan | Implementation Plan | Available Resources | Expenditure |
|---|------------------|---------------------|---------------------|-------------|
| SR 1. Everyone has access to food   | 14,302,440       | 12,186,089          | 22,018,233          | 9,729,279   |
| SO01: Refugees, asylum seekers and shock affected populations in the Republic of Djibouti have access to adequate and nutritious food throughout the year   | 8,537,206        | 6,474,567           | 13,572,956          | 7,066,909   |
| Activity 01: Provide food assistance and nutrition services, including nutrient rich food and nutrition education and counselling to refugees and asylum seekers living in settlements  | 4,213,749        | 4,623,477           | 8,496,767           | 4,265,653   |
| Activity 02: Strengthen government capacity and support national responses for shock affected populations through contingency plan  | 4,323,456        | 1,851,089           | 4,105,178           | 2,801,256   |
| Non-activity specific   | 0                | 0                   | 971,010             | 0           |
| SO02: Food insecure Djiboutian in targeted regions and refugees have improved access to food and improved nutrition status by 2025.   | 5,765,234        | 5,711,522           | 8,445,276           | 2,662,369   |
| Activity 03: Provide food, cash-based transfers and technical assistance to strengthen a national inclusive, adaptive and nutrition-sensitive social protection system that contributes to reducing hunger and malnutrition, and enhancing economic integration | 4,540,532        | 4,116,138           | 6,017,688           | 1,652,452   |

|   |  |  |  |  |
|---|--|--|--|--|
| Activity 04: Provide malnutrition prevention and treatment, cash-based transfers, nutritious food, and social behavior change communication (SBCC) for targeted populations, while supporting national nutrition programmes |  1,224,701    |  1,595,384    |  2,427,588    |  1,009,917    |
| SR 8. Sharing of knowledge, expertise and technology strengthen global partnership support to country efforts to achieve the SDGs   |  858,166      |  1,037,900    |  2,564,478    |  960,299      |
| SO03: Authorities and local partners have enhanced capacity to support the humanitarian community in the Horn of Africa throughout the year   |  858,166      |  1,037,900    |  2,564,478    |  960,299      |
| Activity 05: Provide supply chain services to the Government and humanitarian community (on a full cost-recovery basis)   |  858,166      |  222,000      |  1,572,079    |  387,306      |
| Activity 06: Provide vocational training sessions and capacity strengthening in the transport and commodity handling sectors for partners, refugees and local population  |  0          |  815,900    |  992,398    |  572,993    |
| Non-strategic result  |  0          |  0          |  157,484    |  0          |
| Total Direct Operational Costs  |  15,160,606 |  13,223,989 |  24,582,711 |  10,689,578 |
| Direct Support Costs (DSC)  |  2,295,017  |  2,186,410  |  5,377,423  |  2,225,893  |
| Total Direct Costs  |  17,455,624 |  15,410,399 |  29,960,135 |  12,915,471 |

|                              |  |  |  |  |
|------------------------------|--|--|--|--|
| Indirect Support Costs (ISC) |  1,070,390  |  984,860    |  872,731    |  872,731    |
| Grand Total                  |  18,526,014 |  16,395,259 |  30,990,351 |  13,788,202 |

# Programme performance

## Strategic outcome 01: Refugees, asylum seekers and shock affected populations in the Republic of Djibouti have access to adequate and nutritious food throughout the year



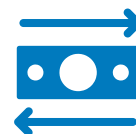
WFP provided food and nutrition assistance to **24,807 refugees and asylum seekers**



**2,289 metric tons** of food distributed



**4,688** children and pregnant and breastfeeding women and girls treated for moderate acute malnutrition



**USD 1.7 million** distributed as cash-based transfers

Through Strategic outcome 1, WFP provided food and nutrition assistance to refugees and other crisis-affected people. This strategic outcome has two activities. Activity 1 focused on providing food and nutrition assistance to refugees and asylum seekers, and Activity 2 on strengthening government capacity to prepare for and respond to shocks.

Under Activity 1, WFP continued to partner with the Government to provide unconditional food assistance through in-kind, cash-based transfers, and a combination of both modalities to 24,807 asylum seekers, migrants, and refugees. This Activity was fully resourced at 213 percent against the annual needs-based plan, the majority of funds were carryover resources from 2021. Despite delays in the confirmation of resources, WFP efficiently used the available resources to provide food and nutrition assistance to over 24,807 refugees and asylum seekers, exceeding the planned target by 30 percent. WFP provided USD 1.7 million through cash-based transfers and 2,289 mt of in-kind food assistance.

Under its nutrition interventions, WFP provided specialized nutritious foods for the treatment of moderate acute malnutrition (MAM) to 521 children under 5 years, 324 pregnant, lactating women and girls (PLWGs), and 65 people living with HIV and tuberculosis (PLHIV/TB) in the refugee settlements. WFP's nutrition related programme data indicated that while the recovery, mortality and default, and non-response rates for Holl-Holl settlements were above the SPHERE standard (recovery rate of 100 percent, default rate, and non-response 0 percent), the recovery rate for Ali Addeh stood at 75 percent against >75 percent target, and default rate at 20 percent against <15 percent, non-response of 5 percent against <15 percent. Despite the nutrition prevention programme (blanket supplementary feeding) being underfunded, WFP used available resources to complement the food basket with specialized nutritious foods for four months reaching 4,246 children aged 6-59 months and 442 PLWGs. WFP also provided dates for all refugees for two months to complement the food basket during the drought and pipeline breaks.

Djibouti faced an influx of refugees, asylum seekers, and migrants from Ethiopia, Eritrea, and Yemen, and the return of refugees from urban settlements to refugee settlements as they could not cover their basic needs in the cities. In response to this, WFP provided high-energy biscuits as well as food and cash-based assistance to 3,080 refugees registered by UNHCR. As part of accountability measures, WFP conducted a verification exercise in the Markazi refugee camp which resulted in a 20 percent reduction of the caseload while also ensuring that the right beneficiaries received the right assistance. With the additional resources, and following a request from the Government, WFP provided food and nutrition assistance to all newly arrived refugees, including 324 Eritrean asylum seekers.

In the Migrant Refugee Centre in Obock, WFP in partnership with IOM, provided food assistance (hot meals) to approximately 300 migrants every month from March to December 2022. Additionally, WFP provided high-energy biscuits to a total of 2,000 migrants transiting the Djibouti corridors for four months through IOM mobile clinics.

Programme monitoring data indicate that the food security outcomes in the refugee settlements slightly improved in December 2022 compared to December 2021. The percentage of households with acceptable food consumption levels increased to 48 percent (up by 14.8 percent) in Ali Addeh and to 72 percent (up by 24.2 percent) in the Holl-Holl settlement, respectively. This can be attributed to regular and predictable delivery of assistance, complemented with other commodities whenever possible. Although food consumption-based related coping strategies decreased in the southern settlements by 3 percent to 4 percent in Markazi, households adopting food consumption-related coping strategies increased from 6 percent in 2021 to 13.2 percent in 2022. Some of the coping strategies adopted included the purchase of less preferred and less expensive food, along with a reduction in the frequency of meals and borrowing money from friends and family, which was attributed to the high food prices.

Programme data also indicated that the Minimum Dietary Diversity (MDD) for women of reproductive age, a proxy indicator to measure micronutrient adequacy among women had positive outcomes. Results show that targets were attained in two refugee camps, namely Holl-Holl and Markazi. The proportion of women of reproductive age who had reached minimum dietary diversity in Holl-Holl was 19.1 percent against a target of 15 percent, and for Markazi, it was 21 percent against a target of 15 percent.

Under Activity 2, WFP provided food and nutrition assistance to vulnerable people affected by consecutive shocks such as drought, the global food crisis, and the economic downturn caused by COVID-19. WFP reached over 14,000 people with CBT and 33,000 with in-kind assistance. Additionally, WFP provided technical support to the Government on disaster preparedness, mitigation, and response as part of strengthening government's capacity to anticipate, prepare for and respond to shocks.

Djibouti witnessed an increase in the number of internally displaced persons (IDPs) as a result of the drought, with a total of 6,152 people displaced in Dikhil. [1] This humanitarian situation was further compounded by additional shocks such as the sharp increase in global food prices, regional food market disruptions, and the limited availability of food items due to the prolonged conflict in Ethiopia. Thanks to generous unearmarked contributions, which allowed flexible programming, WFP scaled up its relief assistance to affected people, including over 6,000 IDPs, despite the latter not being included in the needs-based plan.

In response to the drought, WFP assisted 26,089 beneficiaries, including IDPs in Tadjourah, Arta, Obock, Dikhil, and Ali Sabieh. Around 3,844 children aged between 6-59 months and pregnant and lactating women and girls (PLWGs) received specialized nutritious foods to prevent malnutrition through blanket supplementary feeding in three regions facing emergency and crisis food insecurity levels (IPC 3+). Challenges related to the availability of national metrological data to confirm drought, the delayed declaration of drought by the Government, and lack of funding impacted timely emergency drought response implementation.

As part of the emergency response to mitigate the lingering impact of COVID-19 on extremely poor households, WFP in collaboration with the Ministry of Social Affairs and Solidarity provided food assistance through e-vouchers that amounted to USD 56 per household to 13,200 beneficiaries in urban and semi-urban areas for four months. In addition, in-kind assistance was provided to 8,510 beneficiaries living in rural areas for five months to help cushion the lingering social-economic impacts of COVID-19.

Programme monitoring data indicates that among the targeted households in rural areas, the percentage of food insecure households with poor and borderline food consumption levels increased by nine percent in comparison to 2021. This increase was mainly due to the drought as well as the global food crisis. Food insecurity in COVID-19-affected populations in urban areas increased by 25 percent among those who received cash-based transfers primarily because of the high food prices that limited their purchasing power to buy food. The food consumption related coping strategies showed an increase of 24 percent among beneficiaries households who received in-kind food assistance in 2022 compared to 2021. More than 80 percent of the households reported not being able to purchase the same quantity of the food as in 2021. Over 26 percent of women of reproductive age in urban and semi-urban areas, who received their assistance via the COVID-19 response and drought response, met the minimum dietary diversity targets, indicating an improvement in the quality of diets, against only 10 percent of their counterparts living in rural areas. The latter once again confirms challenges related to food availability and accessibility in rural areas.

WFP also worked towards strengthening the Government capacity to prepare and respond to shocks. WFP worked closely with line ministries such as the Ministry of Agriculture, the Executive Secretary for Risk and Disaster Management (SEGRC), and the Djibouti National Meteorological Agency (ANMD) to develop drought anticipatory actions through the Forecast-based Financing (FbF) project linked to the national disaster risk management system. Eight anticipatory actions[2] were identified by stakeholders based on drought severity that can be activated/triggered as guided by the seasonal outlook. WFP also supported the development of standard operating procedures for these anticipatory activities that detailed the implementation period, target areas, drought triggers and thresholds, potential number of beneficiaries, and costs estimations.

## **WFP GENDER AND AGE MARKER**



| CSP ACTIVITY  | GAM MONITORING CODE |
|---|---------------------|
| Provide food assistance and nutrition services, including nutrient rich food and nutrition education and counselling to refugees and asylum seekers living in settlements | 1                   |
| Strengthen government capacity and support national responses for shock affected populations through contingency plan   | 1                   |

## Strategic outcome 02: Food insecure Djiboutian in targeted regions and refugees have improved access to food and improved nutrition status by 2025.



Through WFP's national **safety net programme**, 12,500 households in the rural received in-kind assistance as cushion **against lean season effects**.



WFP collaborated with the Government to strengthen **the country's social protection system architecture**.



WFP supported the Government to improve **coordination of nutrition-related activities and boost advocacy for nutrition programs**.



over **6,000** children and pregnant and lactating women and girls (PLWGs) reached with the **treatment of moderate acute malnutrition support**.



**400** beneficiaries trained on financial literacy

WFP remained a key strategic partner to the Government of Djibouti, other UN agencies, and donors in line with its commitment to SDG 17. Under this strategic outcome, WFP targets vulnerable households with food and nutrition assistance, equitable access to different social protection services, access to the labour market, and an improved national school feeding programme. WFP also provides technical assistance to strengthen the Government's capacity to improve food security and nutrition in the country.

WFP collaborated with the Government through the Ministry of Social Affairs and Solidarity to strengthen the country's social protection system architecture. WFP supported the Government to evaluate the national social protection strategy (2018-2022). Findings from the evaluation will contribute towards the development of the National Social Protection Strategy for 2023-2027.

Additionally, WFP supported the implementation and delivery of the national family solidarity programme (PNSF), the national safety net programme that provides in-kind and cash-based transfers to extremely poor households in rural and urban areas. In March 2022, the Ministry of Social Affairs and Solidarity, with support from WFP, conducted an evaluation of the PNSF in Djibouti Ville implemented from 2018-2021. In line with the recommendations of the evaluation, WFP resumed cash-based transfers in November targeting 1,009 extremely poor households among the 4,000 poor households that received assistance between 2018 and 2021[1]. Through the Ministry of Social Affairs and Solidarity, WFP also provided technical support in the implementation of income-generating activities such as sewing, masonry, and micro-credit as well as financial literacy livelihood activities to 400 participants with the objective of improving their access to the micro-finance and labour market.

In line with the Government's commitments to the Comprehensive Refugee Response Framework (CRRF), WFP continued its plans on integrating refugees in the PNSF and the universal health scheme. In November, 2,500 refugees living in Djibouti Ville received their first tranche of cash-based transfers amounting to USD 56 per family. The remaining 1,500 refugees and 1,000 host community members are expected to be integrated in the first quarter of 2023. Lessons from this pilot will inform the absorption capacities of the national system for the gradual inclusion of vulnerable refugee populations and support the Government in addressing its challenges in securing long-term financing for social protection.

WFP continued to strengthen the national social protection system to enhance its emergency response capacity and its long-term development response. In this regard, WFP maintained its strategic partnerships with UNAIDS and civil society organizations to provide cash-based transfers to 300 households with people living with HIV registered in the national social registry. One fundamental improvement in the delivery mechanism adopted in 2022 was shifting from paper-vouchers to electronic vouchers through WFP's beneficiary management and transfer system (SCOPE), and registration in the national social registry. This resulted in a more efficient validation process, effective reconciliation and anomaly detection, and a substantial decrease in beneficiary complaints related to discrimination and stigmatization at the redemption points. Post-distribution monitoring results showed that 35 percent of the households had acceptable food consumption levels, 19 percent poor food consumption levels, and 46 percent borderline food consumption levels.

Through its complementary interventions to the national safety net programme, WFP provided in-kind assistance to 12,500 people living in rural areas to cushion them against the effects of lean season and increased food prices. The lean season response provided an opportunity to expand the coverage of the national social registry in rural areas as the response was channeled for the first time through the national social protection systems, managed by the Ministry of Social Affairs and Solidarity. Programme monitoring results showed that the levels of food consumption[2] decreased by 11 percent to 24 percent compared to 2021. Despite the deterioration of the food consumption levels, beneficiaries did not adopt emergency and crisis livelihood coping strategies with the latter decreasing by seven percent.

Following successful transition of WFP school feeding programme to full Government ownership in 2020, WFP has continued to be a key partner to the Government providing technical support and policy advice on the national school feeding programme. In October 2022, WFP and the Ministry of Education and Vocational Training signed a two-year agreement outlining areas which WFP will support to improve the quality and institutional framework of the national school feeding programme, including the renovation of school canteens and the purchase of kitchens and canteen equipment. In line with the South-South cooperation framework, WFP facilitated the participation of a Ministry of Education and Vocational Training official at the Global Child Nutrition Forum, a learning exchange and technical assistance conference held annually to support countries in the development and implementation of sustainable school feeding programs[3].

Following a review of the food assistance for assets (FFA) activities in 2021, WFP pursued a strategic shift to FFA activities that embraced innovation for programme delivery. During the phase-out period of the FFA activities, 7,710 beneficiaries were assisted from March to May with conditional food assistance. Additionally, WFP in partnership with the Ministry of Agriculture, worked with a cooperative consisting of 43 farmers (70 percent women) to finalize the solar-powered water lifting system. The system was used to treat and recycle domestic wastewater for agricultural purposes. The project was handed over to the Ministry of Agriculture, which will continue to oversee the maintenance of solar panels.

WFP in partnership with FAO, rolled out FFA activities targeting households in rural areas to increase agricultural productivity in their gardens. FAO provided inputs and technical support while WFP provided cash-based transfers through e-vouchers. This activity aimed to increase food security and resilience of targeted households by assisting over 200 participants (80 percent female), covering the food needs of 1,000 individuals. A total of USD 184,800 was transferred to households for 11 months. Programme monitoring results indicate that the percentage of households who consumed adequate food increased by three percent, from 52 percent in June 2022 to 55 percent in December 2022. This was mainly attributed to the cash-based transfers and the generated income from the sale of agricultural produce. The proportion of households adopting emergency and crisis coping strategies such as begging and selling productive assets decreased from 24 to 10 percent compared to June 2022, with no significant difference between households headed by women and men. Additionally, 80 percent of the beneficiaries reported having benefited from improved livelihood base.

WFP in partnership with the Ministry of Education and Vocational Training, supported 120 youth who included 100 nationals (35 female and 65 male, and 20 male refugees) with trainings, internships, and networking events in the logistics, masonry, and solar panel sectors. WFP has linked this activity to the national social protection systems by selecting participants from extremely poor households through the national social registry. According to an employment survey of the activity, from the 108 respondents, four individuals had formal employment, albeit in a different sector. The results mirrored the employment situation in the country, with 80 percent of the 15-24 age bracket being unemployed.

To strengthen the capacity of Ministry of Education and Vocational Training, WFP partnered with Aftral Group to provide technical assistance and training on supply chain services to vocational centres. Using training of trainers approach, six technical high school teachers were trained in logistics and who in turn trained 300 students on custom clearance processes, transport and commodity handling. Additionally, the logistics and transport curricula of the technical high schools was reviewed and updated, and the criteria to strengthen monitoring was identified, and trainers were trained on the new and modernized curricula and material. Training materials such as forklifts and

inventory management software were internationally purchased with the intention of improving student's digital literacy. Further, WFP trained eight staff members from Ministry of Education and Vocational Training on the development and implementation of a communication strategy to raise visibility of the vocational trainings.

In 2022, the Ministry of Health reported an increase in the number of malnutrition cases due to increased multiple shocks. In response, WFP partnered with the Ministry of Health to implement the prevention and treatment of moderate acute malnutrition (MAM) through the provision of specialized nutritious foods in all the health centres. WFP nearly doubled the quantity of specialized nutritious foods distributed at the health centres, from 46 MT in May to 72 MT in July. Over 6,000 children and pregnant and lactating women and girls (PLWGs) were reached with the treatment of MAM support, an increase of 183 percent compared to 2021. WFP also reached 2,639 children and 800 PLWGs with prevention of malnutrition support. Programme monitoring data indicate that the recovery rates were 84 percent for children in rural areas surpassing the SPHERE target of 75 percent.

As part of WFP's efforts to support the Government in the prevention of malnutrition, WFP partnered with the Agence Djiboutienne de Développement Social to address acute malnutrition cases and strengthen referral pathways through community-based approaches. WFP provided in-kind assistance to 300 counseling mothers as an incentive for their work with the community and to improve their food security. The counseling mothers conducted 902 awareness sessions on nutrition related practices such as healthy diets, breastfeeding and vaccination in more than 150 villages. More than 5,000 mothers were reached through this initiative.

WFP worked in close collaboration with UNICEF and WHO to ensure comprehensive support to the Government, to strengthen coordination of nutrition activities and to increase advocacy for nutrition interventions. This was achieved through regular interagency meetings and the development of joint work plans. Furthermore, WFP and UNICEF provided technical support to strengthen the national health system by training 11 trainers and over 153 health personnel on stock management and development of the monitoring and reporting tools. These skills acquired by Ministry of Health staff are expected to improve food safety, storage, handling and inventory management of nutrition commodities.

Additionally, WFP together with the Ministry of Health and the Ministry of Social Affairs launched the first phase of the 'Fill the Nutrient Gap' (FNG) analytical process to understand the local drivers that affect the availability, physical access and affordability of nutritious foods in Djibouti Ville. The FNG will inform future planning for nutrition interventions in Djibouti and align stakeholders' responses to strengthen food and social protection systems and contribute to national policy and increased advocacy for nutrition.

## WFP GENDER AND AGE MARKER

| CSP ACTIVITY  | GAM MONITORING CODE |
|---|---------------------|
| Provide food, cash-based transfers and technical assistance to strengthen a national inclusive, adaptive and nutrition-sensitive social protection system that contributes to enhanced economic integration | 1                   |
| Provide malnutrition prevention and treatment, cash-based transfers, nutritious food, counselling nutritional and incentives for targeted populations, while supporting national nutrition programmes       | 1                   |

## Strategic outcome 03: Authorities and local partners have enhanced capacity to support the humanitarian community in the Horn of Africa throughout the year



**552,542 metric tons** of food and non-food items handled including **444,484 metric tons** of cereals



**15,945 metric tons** of commodities transported by road for USAID to Djibouti, Ethiopia and South Sudan



**30,000 metric tons** of Ukrainian **wheat grain** handled and **transported for WFP's operations in Ethiopia**

Under strategic outcome 3, WFP contributed to SDG 17 by strengthening the use of the humanitarian logistics base (HLB) to support emergency operations in the region. WFP ensured that the Government, humanitarian partners and other countries in the region were able to provide timely assistance to vulnerable people while responding to the increasing needs and emergencies throughout the year. This was achieved by providing uninterrupted logistical, transportation, corridor and warehouse management services. WFP also contributed to strengthening local capacities through the provision of vocational training in the transport and commodity handling sector to targeted youth and food insecure populations under Activity 6. This activity was moved to strategic outcome 2 as it was better placed given its linkages with resilience building activities of the social protection programme.

WFP's HLB located in Djibouti port has been instrumental in supporting regional responses. The hub has remained a strategic pre-positioning point for humanitarian aid including food and non-food items for operations in Djibouti, Somalia, Yemen, South Sudan, Ethiopia and other countries in the region.

In 2022, WFP handled 552,542 mt of food and non-food items, with a total of 17 vessels carrying 444,484 mt of cereals received at the Djibouti port. A total of 11,487 trucks were deployed for operations in Djibouti and Ethiopia. Additionally, 3,381 containers carrying 55,216 mt of specialized nutritious foods to be used in the treatment of moderate malnutrition were received and dispatched to Ethiopia. The timely dispatch of commodities enabled WFP to provide life-saving food assistance in countries that required immediate assistance due to the conflict. In a historic move, two batches (totaling 15,762 mt) of fertilizers were uplifted to Mekele and Woredas in Tigray, Ethiopia. In addition, Djibouti dispatched 248 additional new trucks with 220 trailers to Ethiopia.

WFP also provided inspection, customs clearance and transport services to uplift USAID pre-positioned commodities. Using WFP fleet and commercial trucks, 15,945 mt of USAID commodities were transported by road to several parts of Djibouti, as well as to Ethiopia and South Sudan.

In a historic move and under the Black Sea Grain Initiative, WFP received the MV Brave Commander on 30 August 2022. The ship departed Ukraine's Yuzhny (Pivdennyi) port on 16 August carrying 30,000 mt of Ukrainian wheat grain for WFP's operations in Ethiopia. The grain was transported to Ethiopia to provide life-saving food assistance to over 20 million people facing a hunger crisis due to a combination of conflict in the north and severe drought in the south. The grain from Ukraine was critical to WFP's support to refugees and communities displaced by conflict and affected by drought, and it supported 1.53 million people for one month.

In addition, four silos with a storage capacity of 10,000 mt each were utilized at 75 percent throughout the year. WFP silos handled 36,031 mt of bulk wheat grain from three vessels for operations in Djibouti and Ethiopia. The handling included filtration, fumigation, sampling, bagging and loading, to ensure that food delivered met the food quality standards and was fit for human consumption.

In addition to the silos, WFP maintained a capacity of 34,000 mt storage facilities in seven warehouses out of which three were owned by WFP and four were leased. These warehouses are used for in country and corridor food operations. Around 391 containers with 6,970 mt of green peas were unexpectedly received in WFP's warehouses from Yemen. This necessitated an increase in the number of warehouses to respond to the increased demands.

A total of 264,028 mt of Global Commodity Management Facility (GCMF) commodities were received for Djibouti (387 mt), Ethiopia (261,978 mt) and Yemen (1,663 mt) throughout the year. GCMF has facilitated rapid procurement for timely responses in Djibouti and other country operations in the region.

In addition, WFP provided bilateral service provision to humanitarian partners in the region, including Government, on a cost recovery basis for port operations, shipping services, customs clearance, facility rental, container freight station, storage, and goods processing. In total, 41 on-demand services (68 percent of the target) were provided to the Ministry

of Health and 15 UN agencies and NGOs from Djibouti, Ethiopia and Yemen in a timely manner. Additionally, investments in temperature sensitive logistics facilities were provided to Ministry of Health for storage of COVID-19 vaccines. At the end of 2022 a customer satisfaction survey was conducted to assess clients perception and feedback on bilateral services. Results show that 100 percent of respondents indicated they would recommend the service to other organizations, stating that WFP's storage and transport services contributed to the improvement of their response capacity by maintaining the product quality along the supply chain and helping mitigate the risk of cargo loss. The satisfaction rate for the previous year was 80 percent. In 2022, WFP Djibouti continued to strengthen its clients' communication mechanisms by setting up periodic coordination meetings to ensure a fast response to transportation requests. In line with the end user satisfaction rate reported at 99 percent, an improvement of 19 percent from 2021.

# Cross-cutting results

## Progress towards gender equality

### Improved gender equality and women's empowerment among WFP-assisted population

Under the leadership of the Ministry of Women and Families, progress has been made in the implementation of the National Gender Policy that prioritizes gender equality as a cross-cutting enabler for socio-economic transformation of women. Women in Djibouti hold 26.2 percent of seats in the parliament, positions of responsibility that were once preserved for men. However, the Ministry also acknowledges that the lack of effective implementation and enforcement of gender-sensitive policies and practices has resulted in gender disparities in access to education, productive resources and credit, employment, sexual and gender-based violence, and decision-making at household, community, and national levels.

In 2022, WFP supported the Government in its efforts to reduce gender inequalities. WFP was an active member of the committee developing the National Gender Policy for 2022-2027 and provided gender-sensitive data and analysis to ensure that the framework and policy is evidenced-based. WFP is also an active member of the UN Country Team's Gender Working Group, supported the development of a joint UN score card, conducted a mapping of gender mainstreaming in seven UN gender priority areas, and developed a workplan to mainstream processes at the country level.

WFP continued to use a gender-sensitive approach across all its activities while targeting food insecure Djiboutian communities, refugees, and migrants. Under strategic outcome 1, WFP provided life-saving food and nutrition assistance to 38,864 refugee and Djiboutian women. Under strategic outcome 2, 3,045 pregnant and lactating women benefited monthly from WFP nutrition assistance for the treatment of moderate acute malnutrition. Additionally, WFP supported 180 women participants in one of its food assistance for assets (FFA) activities through cash-based transfers, agricultural inputs and trainings to optimize agricultural capacity. In more than half (52 percent) of these households, women were the only decision makers on WFP assistance and 16 percent of the households made joint decisions.

WFP revised all data collection and reporting tools to further mainstream gender in its programme. According to the April 2022 Food Security and Nutrition Monitoring Survey, women headed households continued to be more food insecure compared to the men headed households.[1] More women from rural Djibouti (86.2 percent) compared to urban (68.3 percent) were not able to meet their minimum dietary diversity. The report also revealed that women played a key role in decision-making on the use of humanitarian assistance, with 88.5 percent of households in Ali Addeh, 75.5 percent in Holl-Holl and 65.5 percent in Markazi having women as the only decision makers. The findings are in line with cultural practices of the community where women have a crucial role in managing and preparing food within a household.

At the community level, women actively managed their role as food committee leaders, with responsibilities including coordinating the distribution of rations and managing the dispatch and delivery of food at final distribution points. According to the 2022 programme monitoring results, 45 percent of the food distribution committee members were women, with six percent in management roles.

# Protection and accountability to affected populations

**Affected populations are able to benefit from WFP programmes in a manner that ensures and promotes their safety, dignity and integrity. Affected populations are able to hold WFP and partners accountable for meeting their hunger needs in a manner that reflects their views and preferences**

In Djibouti, women, the elderly, people with disabilities, pregnant and lactating mothers, asylum seekers and refugees faced additional challenges due to the ongoing drought. In addition, this situation was compounded by multiple shocks such as the intensified conflict in Ethiopia, and the global food crisis that resulted in increased food prices, forcing the most vulnerable to further adopt negative coping mechanisms. Nonetheless, beneficiaries continued to receive assistance with relative ease and safety.

In line with the corporate protection policy, WFP incorporated protection into all its activities to ensure the safety, dignity and integrity of the beneficiaries of its assistance. The percentage of people receiving WFP assistance with dignity was 93 percent and without safety challenges was 99.7 percent against the annual target of 100 percent. Almost all respondents stated that they received WFP's assistance without facing any safety challenges, had unhindered access to assistance (97 percent) and were treated with dignity at the food distribution points. In rural areas, this was attributed to food distributions points being in proximity to the beneficiaries and the involvement of the local authorities in the distribution process. In the refugee settlements, hot meals were provided to new arrivals for the duration of three days, prior to their formal registration in the settlements. Once formally registered, new arrivals received a pro-rated food ration from WFP. This decreased their dependency on community donations and helped to uphold their dignity.

In the three refugee settlements, beneficiaries provided feedback on WFP programmes through the National Union of Djiboutian Women (UNFD). The available community feedback mechanisms (CFM) through UNFD included were a centrally managed helpline, onsite help-desks, and presence at the food distribution points to address issues of concern and refer those beyond their scope to relevant actors. By the end of December, a total of 164 cases (60 percent reported by women) related to the food assistance and the usage of beneficiary management cards (SCOPE cards) were received through the community and feedback mechanism (CFM) of UNFD. All cases received have been closed. The CFM was a 2-year pilot project. An assessment is planned for 2023 to inform scale up and identify community sensitization strategies which will be used to increase awareness of WFP assistance and activities. This will aim to address the current gaps and challenges as only eight percent of the assisted people reported to have received information on the objectives of the programme.

WFP programme staff and cooperating partners held 44 community meetings, reaching refugees living in the settlements and urban areas. WFP provided information on programme changes such as ration cuts, the integration of refugees in the Programme National de Solidarité Famille (PNSF), and the verification exercise. Communication was conducted directly with beneficiaries and/or through community leaders in a timely manner to enable eligible households access information and make decisions pertinent to their well-being.

Beneficiaries participated in programme design, implementation, monitoring and evaluation. To provide timely and accurate information regarding the integration of refugees in the national safety net programme, WFP in collaboration with the Ministry of Social Affairs and Solidarity, National Office for the Assistance to Refugees and Disaster-Stricken People and UNHCR, developed and implemented a joint communication guide with key messages and visuals explaining the rationale of the programme, the voluntary nature of the integration, the programme duration, and benefits. A thorough understanding of the integration was critical in avoiding families becoming worse off as the transfer value of the humanitarian food assistance for a family of 4 surpasses the transfer value of the PNSF. Hence, only 49 out of 7,300 households living in the refugee settlements agreed to be integrated in the PNSF. Therefore, vulnerable households living in urban areas and not benefiting from other programmes were targeted for the integration. Those living in the settlements continued to receive humanitarian assistance.

WFP also made strides in ensuring that people living with disabilities had meaningful participation and benefited from WFP interventions. In total, WFP reached 3500 people with disability across its activities. WFP worked with camp managers, community leaders, the National Office for the Assistance to Refugees and Disaster-Stricken People, UNHCR, UNFD, the Ministry of Social Affairs and Solidarity and the Ministry of Interior to manage the distribution of humanitarian assistance, ensure people living with disabilities have access and are included in WFP assistance. Around 97 percent of beneficiaries reported to have unhindered access to the food assistance. In addition, WFP supported the



development of a joint workplan with L'Agence Nationale Des Personnes Handicapées to strengthen their advocacy for disability inclusion in humanitarian and development assistance.

WFP put guidelines in place for the protection against sexual exploitation and abuse (PSEA) with focal points in each sub-office overseeing the PSEA agenda. WFP Djibouti Country Office is working very closely with WFP headquarters to develop an action plan for sensitizing staff on PSEA.

# Environment

## Targeted communities benefit from WFP programmes in a manner that does not harm the environment

Djibouti is one of the world's most arid countries, characterized by high temperatures and low rainfall. The country has less than 1000 square kilometers of arable land and average annual rainfall of just 130mm. Over 25 percent of the total population relies on agro-pastoral livelihood activities, particularly livestock production. An estimated 33 percent of the population lives in high hazard risk zones and 35 percent of the economy is chronically vulnerable to floods and drought. Djibouti is subject to recurring climate shocks, including floods and droughts, and frequent influxes of refugees from neighbouring countries.

In 2022, the country experienced severe and prolonged drought conditions caused by rising seasonal temperatures and reduced rainfall. The average temperature recorded reached its highest value since 1981, with an increase of approximately 3.7C compared to values recorded during the 1981-2021 period. This has had adverse/detrimental implications on water availability, livestock, vegetable production and, consequently, reduced household incomes.

WFP supported the Government in addressing development challenges by implementing activities focusing on crisis response to food insecurity and malnutrition, enhancing resilient livelihoods of the population, institutional support in social protection and early warning systems, and ensuring access to cost-efficient supply chain services for the humanitarian community.

In compliance with WFP's Environmental Policy and Sustainability Framework, WFP continued to ensure that activities under the country strategic plan do not cause unintended harm to the environment and people. In 2022, 50 percent of memorandum of understanding and field level agreements were subjected to environmental and social risk screening and management/mitigation measures were put in place.

WFP in partnership with a farmer cooperative, implemented food assistance for assets by installing a solar powered water lifting system. The activity enabled the cooperative of 43 farmers (70 percent women) in Douba to carry out small-scale farming to improve their food security through agricultural production and income generation from selling produce from their farms. The solar power was used to pump treated domestic wastewater to small farms for agricultural purposes. Prior to the installation of the pump, the cooperative was paying a monthly electricity bill of up to USD 3,360, for the wastewater treatment. With the solar system, the cooperative is now paying USD 900, translating to 73 percent reduction of the electricity bill.

Beyond programmatic activities, WFP has been implementing an Environmental Management System (EMS), one of the pillars of the Environmental Policy, to identify, reduce and manage environmental impacts of in-house operations. In 2022, WFP finalized a technical proposal for a renewable energy system for the WFP country office and mobilized resources for its implementation. The project is being implemented in cooperation with UNDP and has the potential to be scaled up to other premises.

# Extra Section



Djibouti is one of the world's most arid countries. Rising seasonal temperatures and scanty rainfall have led the country to its worst drought in 40 years. Around 192,000 people are currently food insecure. The impact of the drought that gripped the country for much of 2022 was compounded by high food prices due to disruption of grain supplies, loss of livelihood due to the COVID-19 pandemic, decreased port activities, the conflict in Ethiopia and the global food crisis. A combination of shocks deepened the food crisis, making life difficult for most vulnerable people, mainly pastoralists living in drought-prone areas.[1]

Living in the village of Dorra, one of the areas worst affected by the drought, Fatouma Daoud, a mother of six, makes her ends meet as a pastoralist. "Before the drought, I had a total of 20 goats," says Fatouma. "I started selling them one by one to feed my family, but it was never enough. Now, I'm left with five goats, and they have started to become weak and I'm not sure how long they will live," she adds.

Extreme food and water scarcity has killed half of livestock across Djibouti, imperilling the livelihoods of pastoralists such as Fatouma, who rely on the livestock for food and income.[2] The fragile ecosystems and the way of life these lands have sustained for generations are gradually collapsing due to erratic climatic patterns.

"The only water source we all have access to is a couple of water forages (pond-like water points) that are now becoming emptier by the day," says Fatouma.

In a country heavily reliant on imported food, which accounts for 90 percent of Djibouti's supplies, high food and energy costs are forcing families such as Fatouma's to eat fewer or less nutritious meals. "Market prices have risen even more than before, and we have to adapt in any way possible," she says. "I don't know how I will continue feeding my children."

Between June and July 2022, WFP conducted a rapid assessment which revealed that up to 50 percent of livestock and other sources of income, such as sale of milk and agriculture, had been lost due to the drought. Around 75 percent of households revealed that they had consumed insufficient or less nutritious food and were resorting to negative coping mechanisms such as skipping meals and selling livestock and other assets.

In drought-stricken areas of the country, people like Fatouma gained some respite and a sense of hope since WFP started providing emergency food assistance to them and their communities.

"I was selected to receive WFP assistance as I had no means of putting enough food on the table for my family. Now my children no longer need to sleep on a hungry stomach," says Fatouma.

As this humanitarian crisis continues to unfold, WFP, with contributions from the Government of Japan and the UN's Central Emergency Response Fund, has been supporting 20,000 people in Djibouti. 192,000 people facing emergency

levels of food insecurity across five regions, under Integrated Food Security Phase Classification (IPC) phases 3 and 4, have been registered to start receiving monthly food and cash support.

# Data Notes

## Context and Operations

[1] World Bank, 2023, <https://data.worldbank.org/indicator/SP.POP.TOTL?locations=DJ>.

[2] Global Hunger Index, Djibouti 2023, <https://www.globalhungerindex.org/djibouti.html>.

[3] World Bank, Djibouti Overview: development news, research and data. Djibouti Overview: Development news, research, data | World Bank.

[4] Trading Economics, Djibouti Consumer Price Index (CPI), 2022, <https://tradingeconomics.com/djibouti/consumer-price-index-cpi>.

[5] UNHCR, Djibouti 2022, <https://www.unhcr.org/djibouti.html>.

[6] WFP Food Security Analysis, Drought's impact and Food security situation in Djibouti, August 2022.

[7] Integrated Food Security Phase Classification, Djibouti: Acute Food Insecurity Situation March - June 2022 and Projection for July - December 2022, <https://www.ipcinfo.org/ipc-country-analysis/details-map/en/c/1155581/>.

[8] WFP Food security and Nutrition Survey, April 2022, <https://reliefweb.int/report/djibouti/djibouti-food-security-and-nutrition-monitoring-survey-fsnms-april-2022-data>.

## Strategic outcome 01

[1] September 2022 IOM DTM report

[2] Rehabilitation and construction of traditional wells, small water boreholes, underground tanks, water reservoirs and small dams; Establishment of protected areas for fodder storage (resting period) and growing fodder; Monitoring livestock health; Establish a livestock destocking system; Provide drought-tolerant seed and input; Emergency preparedness through cash-based transfers (CBT) to avert food insecurity; Livelihood diversification (pilot project); Prevention of undernutrition (chronic and acute malnutrition)

## Strategic outcome 02

[1] Activity is ongoing and the outcome data will be available in the first quarter of 2023

[2] poor and borderline

[3] Whereas the SABER school feeding national capacity assessment was to be conducted in 2022, this was not possible because of the limited available resources. The plan is to conduct this assessment in 2023. The school feeding programme was handed over to the government and thus reporting on key education outcome indicators was discontinued and deactivated from the Logframe.

[4] Proportion of target population that participates in an adequate number of distributions (adherence) data was not collected in the 2022 PDM.

## Protection and accountability to affected populations

HIV/TB Mitigation&Safety; Nets subactivity is ongoing and outcome data will be available in the first quarter of 2023

## Environment

[1] <https://www.worldbank.org/en/country/djibouti/overview>

[2] Climate Change Knowledge Portal for Development Practitioners and Policy Makers. 2021. World Bank Group.

## Extra Section

Photo: Fatouma Daoud (mother of six) and her son who live in Othoye, in the region of Tadjourah, one of the most drought affected areas in Djibouti ©WFP/Lina Mustapha

[1] WFP Food Security Analysis, Drought's impact and Food security situation in Djibouti, August 2022.

[2] WFP Food Security Analysis, Drought's impact and Food security situation in Djibouti, August 2022.

# Annex

## Reporting on beneficiary information in WFP's annual country reports

To produce estimates of the total number of unique beneficiaries WFP has assisted yearly, the data from all activities and transfer modalities must be adjusted to eliminate overlaps and add new beneficiaries. Further background information is provided in the summary tables annex of the ACR.

The final estimated number of beneficiaries assisted in each country is validated by country offices and entered in COMET at the end of every year:


- the total number of beneficiaries, which is the sum of all direct beneficiaries reached under all country level activities, based on the adjusted totals that seek to eliminate overlap;
- the total number of beneficiaries receiving food transfers, cash-based transfers and commodity vouchers or capacity strengthening, the sum of all direct beneficiaries reached under the activities for each of these transfer modalities, based on the adjusted estimates that seek to eliminate overlap;
- the total number of beneficiaries assisted under each programme area, the sum of all direct beneficiaries reached under WFP's eight programme areas at the country level;
- the number of schoolchildren assisted under school-based programmes, the sum of all participants assisted under the school-based programmes, adjusted to exclude overlaps and activity supporters such as teachers and cooks.

Although WFP conducts quality assurance to provide beneficiary data which are as accurate as possible, numerous challenges remain regarding data collection, verification, entry and processing. Beneficiary numbers in ACRs should be considered "best estimates", subject to over- and under- estimation.

For the 2022 reporting period, disability data has been collected using a variety of approaches; head counts in single activities, disaggregation of data from post distribution monitoring reports (PDMs) and other data sources from UN agencies and National Census data. As standardized guidance was not available in WFP prior to 2020, these methods have varied according to the existing needs, capacity, and experience of various WFP activities and operational contexts. Moving forward, as part of the 2020 Disability Inclusion Road Map, WFP is building on continued efforts to mainstream and standardize disability data collection methodologies, aligning with international standards and best practices.

# Figures and Indicators

## WFP contribution to SDGs

|  <b>SDG 2: End hunger, achieve food security and improved nutrition and promote sustainable agriculture</b> |                  |        |      |         |      |  |        |        |        |         |          |
|---|------------------|--------|------|---------|------|--|--------|--------|--------|---------|----------|
| WFP Strategic Goal :  |                  |        |      |         |      | WFP Contribution (by WFP, or by governments or partners with WFP Support)  |        |        |        |         |          |
| SDG Indicator   | National Results |        |      |         |      | SDG-related indicator  | Direct |        |        |         | Indirect |
|   | Unit             | Female | Male | Overall | Year |  | Unit   | Female | Male   | Overall |          |
| Prevalence of undernourishment  | %                | 13.5   | 13.5 | 13.5    | 2020 | Number of people reached (by WFP, or by governments or partners with WFP support) in the context of emergency and protracted crisis response                         | Number | 20,756 | 25,369 | 46,125  |          |
|   |                  |        |      |         |      |  |        |        |        |         |          |
|   |                  |        |      |         |      | Number of people reached (by WFP, or by governments or partners with WFP support) to improve their food security   | Number | 59,413 | 56,630 | 116,043 |          |
| Prevalence of malnutrition among children under 5 years of age, by type (wasting and overweight)  | % overweight     | 11.9   | 8.4  | 10.3    | 2019 | Number of people reached (by WFP, or by governments or partners with WFP support) with interventions to prevent and treat malnutrition (moderate acute malnutrition) | Number | 5,389  | 1,904  | 7,293   |          |
| Prevalence of stunting among children under 5 years of age  | %                | 49.2   | 49.3 | 49.2    | 2021 | Number of people reached (by WFP, or by governments or partners with WFP support) with stunting prevention programmes  | Number | 642    |        | 642     |          |
| Prevalence of malnutrition among children under 5 years of age, by type (wasting and overweight)  | % wasting        | 20.2   | 21.7 | 20.9    | 2019 | Number of people reached (by WFP, or by governments or partners with WFP support) with interventions to prevent and treat malnutrition (micronutrient programmes)    | Number | 13,607 | 7,522  | 21,129  |          |

## Beneficiaries by Sex and Age Group

| Beneficiary Category | Gender | Planned | Actual  | % Actual vs. Planned |
|----------------------|--------|---------|---------|----------------------|
| Total Beneficiaries  | male   | 78,741  | 56,630  | 72%                  |
|                      | female | 72,505  | 59,413  | 82%                  |
|                      | total  | 151,246 | 116,043 | 77%                  |

| Beneficiary Category | Gender | Planned | Actual | % Actual vs. Planned |
|----------------------|--------|---------|--------|----------------------|
| By Age Group         |        |         |        |                      |
| 0-23 months          | male   | 9,756   | 5,802  | 59%                  |
|                      | female | 8,808   | 5,222  | 59%                  |
|                      | total  | 18,564  | 11,024 | 59%                  |
| 24-59 months         | male   | 8,173   | 4,990  | 61%                  |
|                      | female | 9,690   | 5,802  | 60%                  |
|                      | total  | 17,863  | 10,792 | 60%                  |
| 5-11 years           | male   | 12,922  | 9,864  | 76%                  |
|                      | female | 11,466  | 8,239  | 72%                  |
|                      | total  | 24,388  | 18,103 | 74%                  |
| 12-17 years          | male   | 21,431  | 12,533 | 58%                  |
|                      | female | 11,466  | 10,560 | 92%                  |
|                      | total  | 32,897  | 23,093 | 70%                  |
| 18-59 years          | male   | 23,896  | 21,700 | 91%                  |
|                      | female | 26,079  | 26,109 | 100%                 |
|                      | total  | 49,975  | 47,809 | 96%                  |
| 60+ years            | male   | 2,563   | 1,741  | 68%                  |
|                      | female | 4,996   | 3,481  | 70%                  |
|                      | total  | 7,559   | 5,222  | 69%                  |

## Beneficiaries by Residence Status

| Residence Status | Planned | Actual | % Actual vs. Planned |
|------------------|---------|--------|----------------------|
| Resident         | 116,609 | 85,292 | 73%                  |
| Refugee          | 34,637  | 24,717 | 71%                  |
| IDP              | 0       | 6,034  | -                    |

## Beneficiaries by Programme Area

| Programme Area                    | Planned | Actual | % Actual vs. Planned |
|-----------------------------------|---------|--------|----------------------|
| Asset Creation and Livelihood     | 7,000   | 7,885  | 112%                 |
| Emergency Preparedness            | 60,000  | 46,125 | 76%                  |
| Malnutrition prevention programme | 12,926  | 12,090 | 93%                  |
| Malnutrition treatment programme  | 11,020  | 9,078  | 82%                  |
| Unconditional Resource Transfers  | 60,300  | 46,517 | 77%                  |

## Annual Food Transfer (mt)

| Commodities                 | Planned Distribution (mt) | Actual Distribution (mt) | % Actual vs. Planned |
|-----------------------------|---------------------------|--------------------------|----------------------|
| Everyone has access to food |                           |                          |                      |
| Strategic Outcome 01        |                           |                          |                      |



| Commodities                 | Planned Distribution (mt) | Actual Distribution (mt) | % Actual vs. Planned |
|-----------------------------|---------------------------|--------------------------|----------------------|
| Corn Soya Blend             | 0                         | 144                      | -                    |
| Dried Fruits                | 0                         | 57                       | -                    |
| High Energy Biscuits        | 2                         | 21                       | 1,148%               |
| Iodised Salt                | 53                        | 0                        | 0%                   |
| Maize                       | 0                         | 1                        | -                    |
| Rice                        | 0                         | 0                        | 0%                   |
| Sorghum/Millet              | 1,310                     | 590                      | 45%                  |
| Split Peas                  | 763                       | 646                      | 85%                  |
| Sugar                       | 238                       | 0                        | 0%                   |
| Vegetable Oil               | 381                       | 338                      | 89%                  |
| Wheat                       | 0                         | 1,438                    | -                    |
| Wheat Flour                 | 3,053                     | 1,192                    | 39%                  |
| Wheat Soya Blend            | 94                        | 118                      | 125%                 |
| <b>Strategic Outcome 02</b> |                           |                          |                      |
| Corn Soya Blend             | 0                         | 120                      | -                    |
| Iodised Salt                | 3                         | 0                        | 0%                   |
| Maize                       | 0                         | 105                      | -                    |
| Rice                        | 95                        | 0                        | 0%                   |
| Sorghum/Millet              | 756                       | 407                      | 54%                  |
| Split Peas                  | 306                       | 174                      | 57%                  |
| Sugar                       | 111                       | 0                        | 0%                   |
| Vegetable Oil               | 220                       | 116                      | 53%                  |
| Wheat Flour                 | 827                       | 427                      | 52%                  |
| Wheat Soya Blend            | 933                       | 117                      | 13%                  |

## Annual Cash Based Transfer and Commodity Voucher (USD)

| Modality  | Planned Distribution (CBT) | Actual Distribution (CBT) | % Actual vs. Planned |
|---|----------------------------|---------------------------|----------------------|
| <b>Strategic result 01: Everyone has access to food</b> |                            |                           |                      |
| <b>Strategic Outcome 01</b>                             |                            |                           |                      |
| Value Voucher   | 1,902,203                  | 818,661                   | 43%                  |
| Cash  | 1,313,100                  | 1,350,231                 | 103%                 |
| <b>Strategic Outcome 02</b>                             |                            |                           |                      |
| Value Voucher   | 0                          | 519,218                   | -                    |
| Cash  | 2,551,500                  | 0                         | 0%                   |

## Strategic Outcome and Output Results

| Strategic Outcome 01: Refugees, asylum seekers and shock affected populations in the Republic of Djibouti have access to adequate and nutritious food throughout the year              |                              |  |                 | Crisis Response |               |
|--|------------------------------|--|-----------------|-----------------|---------------|
| Output Results   |                              |  |                 |                 |               |
| Activity 01: Provide food assistance and nutrition services, including nutrient rich food and nutrition education and counselling to refugees and asylum seekers living in settlements |                              |  |                 |                 |               |
| Detailed Indicator   | Beneficiary Group            | Sub Activity                             | Unit of measure | Planned         | Actual        |
| A.1: Beneficiaries receiving capacity strengthening transfers  | All                          | General Distribution                     | Female          | 450             | 429           |
|  |                              |  | Male            | 550             | 521           |
|  |                              |  | <b>Total</b>    | <b>1,000</b>    | <b>950</b>    |
| A.1: Beneficiaries receiving capacity strengthening transfers  | Pregnant and lactating women | Prevention of stunting                   | Female          | 200             | 200           |
|  |                              |  | <b>Total</b>    | <b>200</b>      | <b>200</b>    |
| A.1: Beneficiaries receiving cash-based transfers  | All                          | General Distribution                     | Female          | 10,260          | 10,435        |
|  |                              |  | Male            | 12,540          | 12,754        |
|  |                              |  | <b>Total</b>    | <b>22,800</b>   | <b>23,189</b> |
| A.1: Beneficiaries receiving food transfers  | ART clients                  | HIV/TB Care&treatment;                   | Female          | 70              | 29            |
|  |                              |  | Male            | 80              | 36            |
|  |                              |  | <b>Total</b>    | <b>150</b>      | <b>65</b>     |
| A.1: Beneficiaries receiving food transfers  | All                          | General Distribution                     | Female          | 9,450           | 11,163        |
|  |                              |  | Male            | 11,550          | 13,644        |
|  |                              |  | <b>Total</b>    | <b>21,000</b>   | <b>24,807</b> |
| A.1: Beneficiaries receiving food transfers  | Children                     | Prevention of acute malnutrition         | Female          | 364             | 2,208         |
|  |                              |  | Male            | 336             | 2,038         |
|  |                              |  | <b>Total</b>    | <b>700</b>      | <b>4,246</b>  |
| A.1: Beneficiaries receiving food transfers  | Children                     | Treatment of moderate acute malnutrition | Female          | 211             | 271           |
|  |                              |  | Male            | 194             | 250           |
|  |                              |  | <b>Total</b>    | <b>405</b>      | <b>521</b>    |
| A.1: Beneficiaries receiving food transfers  | Pregnant and lactating women | Prevention of stunting                   | Female          | 500             | 442           |
|  |                              |  | <b>Total</b>    | <b>500</b>      | <b>442</b>    |
| A.1: Beneficiaries receiving food transfers  | Pregnant and lactating women | Treatment of moderate acute malnutrition | Female          | 150             | 324           |
|  |                              |  | <b>Total</b>    | <b>150</b>      | <b>324</b>    |
| A.2: Food transfers  |                              |  | MT              | 2,708           | 2,289         |
| A.3: Cash-based transfers  |                              |  | US\$            | 1,505,303       | 1,681,316     |
| Activity 02: Strengthen government capacity and support national responses for shock affected populations through contingency plan   |                              |  |                 |                 |               |
| Detailed Indicator   | Beneficiary Group            | Sub Activity                             | Unit of measure | Planned         | Actual        |
| A.1: Beneficiaries receiving capacity strengthening transfers  | All                          | Emergency preparedness activities        | Female          | 1,350           | 1,350         |
|  |                              |  | Male            | 1,650           | 1,650         |
|  |                              |  | <b>Total</b>    | <b>3,000</b>    | <b>3,000</b>  |
| A.1: Beneficiaries receiving cash-based transfers  | All                          | Emergency preparedness activities        | Female          | 13,500          | 7,769         |
|  |                              |  | Male            | 16,500          | 6,891         |
|  |                              |  | <b>Total</b>    | <b>30,000</b>   | <b>14,660</b> |
| A.1: Beneficiaries receiving food transfers  | All                          | Emergency preparedness activities        | Female          | 13,500          | 14,910        |
|  |                              |  | Male            | 16,500          | 18,225        |
|  |                              |  | <b>Total</b>    | <b>30,000</b>   | <b>33,135</b> |
| A.1: Beneficiaries receiving food transfers  | Children                     | Prevention of acute malnutrition         | Female          | 2,502           | 1,130         |
|  |                              |  | Male            | 2,310           | 1,044         |
|  |                              |  | <b>Total</b>    | <b>4,812</b>    | <b>2,174</b>  |
| A.1: Beneficiaries receiving food transfers  | Pregnant and lactating women | Prevention of acute malnutrition         | Female          | 1,984           | 1,670         |
|  |                              |  | Male            | 1,830           | 0             |
|  |                              |  | <b>Total</b>    | <b>3,814</b>    | <b>1,670</b>  |

|                           |  |  |      |           |         |
|---------------------------|--|--|------|-----------|---------|
| A.2: Food transfers       |  |  | MT   | 3,187     | 2,254   |
| A.3: Cash-based transfers |  |  | US\$ | 1,710,000 | 487,576 |

| Output Results  |   |                 |         |         |  |
|---|---|-----------------|---------|---------|--|
| Activity 01: Provide food assistance and nutrition services, including nutrient rich food and nutrition education and counselling to refugees and asylum seekers living in settlements  |   |                 |         |         |  |
| Output indicator  | Detailed indicator  | Unit of measure | Planned | Actual  |  |
| A: All refugee and asylum seeker children 6-59 months and pregnant and lactating women and girls suffering from moderate acute malnutrition and ART/TB DOTs clients have access to treatment services, including specialized nutrition counselling, that support nutritional recovery |   |                 |         |         |  |
| General Distribution  |   |                 |         |         |  |
| A.6: Number of institutional sites assisted   | A.6.10: Number of health centres/sites assisted   | health center   | 3       | 3       |  |
| A.6: Number of institutional sites assisted   | A.6.21: Number of refugee/IDP sites assisted  | site            | 4       | 4       |  |
| A: During the transition period, registered Refugees and Asylum Seekers living in settlements receive sufficient food/cash to protect their access to food throughout the year  |   |                 |         |         |  |
| General Distribution  |   |                 |         |         |  |
| A.8: Number of rations provided   | A.8.1: Number of rations provided   | ration          | 216,000 | 266,268 |  |
| B: All refugee and asylum seeker children 6-59 months and pregnant and lactating women and girls suffering from moderate acute malnutrition and ART/TB DOTs clients have access to treatment services, including specialized nutrition counselling, that support nutritional recovery |   |                 |         |         |  |
| Treatment of moderate acute malnutrition  |   |                 |         |         |  |
| B.2: Quantity of specialized nutritious foods provided  | B.2.1: Quantity of specialized nutritious foods provided  | MT              | 80      | 21      |  |
| B: All refugees and asylum seeker children 6-59 months and pregnant and lactating Women and girls (Tier 1) have access to preventive services including specialised nutritious foods and nutrition education that meet their basic nutrition needs.                                   |   |                 |         |         |  |
| Prevention of acute malnutrition  |   |                 |         |         |  |
| B.2: Quantity of specialized nutritious foods provided  | B.2.1: Quantity of specialized nutritious foods provided  | MT              | 25.2    | 61      |  |
| Prevention of stunting  |   |                 |         |         |  |
| B.2: Quantity of specialized nutritious foods provided  | B.2.1: Quantity of specialized nutritious foods provided  | MT              | 47      | 32      |  |
| B.3*: Percentage of staple commodities distributed that is fortified  | B.3*.1: Percentage of staple commodities distributed that is fortified                                    | %               | 100     | 75      |  |
| Activity 02: Strengthen government capacity and support national responses for shock affected populations through contingency plan  |   |                 |         |         |  |
| Output indicator  | Detailed indicator  | Unit of measure | Planned | Actual  |  |
| A: Shock affected populations (Tier 1) receive emergency food assistance that meets their basic needs during times of crisis and early recovery   |   |                 |         |         |  |
| General Distribution  |   |                 |         |         |  |
| A.1: Number of women, men, boys and girls receiving food/cash-based transfers/commodity vouchers/capacity strengthening transfers   | A.1.22: Number of beneficiaries reached as a result of WFP's contribution to the social protection system | Individual      | 35,000  | 45,000  |  |
| A.7: Number of retailers participating in cash-based transfer programmes  | A.7.1: Number of retailers participating in cash-based transfer programmes                                | retailer        | 24      | 34      |  |
| C: Shock affected populations (Tier 3) benefit from enhanced national capacity to prepare for and respond to crises and meet their basic needs.   |   |                 |         |         |  |
| Institutional capacity strengthening activities   |   |                 |         |         |  |

|  |   |            |       |    |
|--|---|------------|-------|----|
| C.4*: Number of people engaged in capacity strengthening initiatives facilitated by WFP to enhance national food security and nutrition stakeholder capacities (new) | C.4*.1: Number of government/national partner staff receiving technical assistance and training                           | Individual | 50    | 50 |
| G: Shock affected populations (Tier 3) benefit from enhanced national capacity to prepare for and respond to crises and meet their basic needs.                      |   |            |       |    |
| Forecast-based Anticipatory Climate Actions  |   |            |       |    |
| G.7: Percentage of tools developed or reviewed to strengthen national capacities for Forecast-based Anticipatory Action  | G.7.1: Percentage of tools developed or reviewed to strengthen national capacities for Forecast-based Anticipatory Action | %          | 100   | 0  |
| G.7: Percentage of tools developed or reviewed to strengthen national capacities for Forecast-based Anticipatory Action  | G.7.2: Number of Anticipatory Action SOPs developed or reviewed through WFP's support                                     | tool       | 1     | 0  |
| G.9: Number of people covered and assisted through Forecast-based Anticipatory Actions against climate shocks  | G.9.1: Number of people covered and assisted through Forecast-based Anticipatory Actions against climate shocks (male)    | Individual | 1,500 | 0  |
| G.9: Number of people covered and assisted through Forecast-based Anticipatory Actions against climate shocks  | G.9.2: Number of people covered and assisted through Forecast-based Anticipatory Actions against climate shocks (female)  | Individual | 1,500 | 0  |

| Outcome Results  |         |          |                |             |                |                |                |            |
|--|---------|----------|----------------|-------------|----------------|----------------|----------------|------------|
| Activity 01: Provide food assistance and nutrition services, including nutrient rich food and nutrition education and counselling to refugees and asylum seekers living in settlements |         |          |                |             |                |                |                |            |
| Outcome Indicator  | Sex     | Baseline | End-CSP Target | 2022 Target | 2022 Follow-up | 2021 Follow-up | 2020 Follow-up | source     |
| <b>Target Group:</b> Ali-Addeh Refugees - <b>Location:</b> Ali Addeh / ALI ADDEH / Camp ali-adde - <b>Modality:</b> Cash, Food - <b>Subactivity:</b> General Distribution              |         |          |                |             |                |                |                |            |
| Consumption-based Coping Strategy Index (Percentage of households with reduced CSI)  | Female  | 5.27     | <5.27          | <6.1        | 4.01           | 7.67           | 6.1            | WFP survey |
|  | Male    | 4.86     | <4.86          | <3.4        | 3.99           | 10.73          | 3.4            | WFP survey |
|  | Overall | 5.1      | <5.1           | <4.3        | 3.99           | 9.61           | 4.3            | WFP survey |
| Food Consumption Score: Percentage of households with Acceptable Food Consumption Score  | Female  | 64.4     | >64            | >64.4       | 42.6           | 12.96          | 32             | WFP survey |
|  | Male    | 81.8     | >81.8          | >81.8       | 49.5           | 44.68          | 39             | WFP survey |
|  | Overall | 75.2     | >75.2          | >75.2       | 47.9           | 33.11          | 37             | WFP survey |
| Food Consumption Score: Percentage of households with Borderline Food Consumption Score  | Female  | 29.7     | <35.6          | <29.7       | 20.6           | 35.19          | 34             | WFP survey |
|  | Male    | 13.3     | <18.2          | <13         | 16.4           | 31.92          | 24             | WFP survey |
|  | Overall | 19.4     | <24.8          | <19.4       | 17.4           | 33.11          | 27             | WFP survey |
| Food Consumption Score: Percentage of households with Poor Food Consumption Score  | Female  | 5.9      | ≤5.9           | ≤5.9        | 36.8           | 51.85          | 34             | WFP survey |
|  | Male    | 5.2      | ≤5.2           | ≤5.2        | 34.1           | 23.4           | 34             | WFP survey |
|  | Overall | 5.5      | ≤5.5           | ≤5.5        | 34.7           | 33.78          | 36             | WFP survey |
| Livelihood-based Coping Strategy Index (Percentage of households using coping strategies): Percentage of households not using livelihood based coping strategies                       | Female  | 73.7     | >73.7          | >72         | 51.5           | 51.85          | 72             | WFP survey |
|  | Male    | 70.3     | >70.3          | >75         | 51.4           | 34             | 75             | WFP survey |
|  | Overall | 71.6     | >71.6          | >74         | 51.4           | 40.5           | 74             | WFP survey |
| Livelihood-based Coping Strategy Index (Percentage of households using coping strategies): Percentage of households using crisis coping strategies                                     | Female  | 15.3     | <15.3          | <12         | 10.3           | 20.37          | 12             | WFP survey |
|  | Male    | 11.5     | <11.5          | <10         | 17.3           | 30.9           | 10             | WFP survey |
|  | Overall | 12.9     | <12.9          | <11         | 15.6           | 27             | 11             | WFP survey |
| Livelihood-based Coping Strategy Index (Percentage of households using coping strategies): Percentage of households using emergency coping strategies                                  | Female  | 0.8      | <0.8           | <0.8        | 8.8            | 0              | 9              | WFP survey |
|  | Male    | 1        | <1             | <1          | 2.3            | 1.1            | 7              | WFP survey |
|  | Overall | 1        | <1             | <1          | 3.8            | 0.7            | 8              | WFP survey |

|   |         |      |       |       |      |       |     |                                  |
|---|---------|------|-------|-------|------|-------|-----|----------------------------------|
| Livelihood-based Coping Strategy Index (Percentage of households using coping strategies): Percentage of households using stress coping strategies                                      | Female  | 10.2 | <10.2 | <8    | 29.4 | 27.78 | 8   | WFP survey                       |
|   | Male    | 17.2 | <17.2 | <8    | 29.1 | 34    | 8   | WFP survey                       |
|   | Overall | 14.5 | <14.5 | <7    | 29.2 | 31.8  | 7   | WFP survey                       |
| <b>Target Group:</b> Ali-Addeh Refugees - <b>Location:</b> Ali Addeh / ALI ADDEH / Camp ali-adde - <b>Modality:</b> Food - <b>Subactivity:</b> General Distribution                     |         |      |       |       |      |       |     |                                  |
| Minimum Dietary Diversity – Women   | Overall | 15.9 | >15.9 | >15.9 | 13   |       | 5.6 | WFP survey                       |
| Proportion of children 6-23 months of age who receive a minimum acceptable diet   | Female  | 0    | >70   | >0    |      |       | 0   | WFP survey                       |
|   | Male    | 6.5  | >70   | >15   |      |       | 15  | WFP survey                       |
|   | Overall | 3.8  | >70   | >6    | 0    |       | 6   | WFP survey                       |
| <b>Target Group:</b> Ali-Addeh Refugees - <b>Location:</b> Ali Addeh / ALI ADDEH / Camp ali-adde - <b>Modality:</b> Food - <b>Subactivity:</b> Treatment of moderate acute malnutrition |         |      |       |       |      |       |     |                                  |
| MAM Treatment Default rate  | Female  | 12   | <15   | <15   |      |       | 15  | Secondary data                   |
|   | Male    | 17   | <15   | <15   |      |       | 24  | Secondary data                   |
|   | Overall | 15   | <15   | <15   | 20   |       | 19  | Secondary data<br>Secondary data |
| MAM Treatment Mortality rate  | Female  | 1    | <3    | <0    | 0    |       | 0   | Secondary data                   |
|   | Male    | 0    | <3    | <0    | 0    |       | 0   | Secondary data                   |
|   | Overall | 1    | <3    | <0    | 0    |       | 0   | Secondary data<br>Secondary data |
| MAM Treatment Non-response rate   | Female  | 0    | <15   | <15   | 0    |       | 0   | Secondary data                   |
|   | Male    | 0    | <15   | <15   | 0    |       | 0   | Secondary data                   |
|   | Overall | 0    | <15   | <15   | 5    |       | 0   | Secondary data<br>Secondary data |
| MAM Treatment Recovery rate   | Female  | 87   | >75   | >75   |      |       | 85  | Secondary data                   |
|   | Male    | 83   | >75   | >75   |      |       | 76  | Secondary data                   |
|   | Overall | 85   | >75   | >75   | 75   |       | 81  | Secondary data<br>Secondary data |
| <b>Target Group:</b> Hol-Hol Refugees - <b>Location:</b> Holl-Holl / HOLL HOLL / HOLL HOLL - <b>Modality:</b> Cash, Food - <b>Subactivity:</b> General Distribution                     |         |      |       |       |      |       |     |                                  |
| Consumption-based Coping Strategy Index (Percentage of households with reduced CSI)   | Female  | 5.74 | <5.74 | <5.74 | 6.42 | 7.9   | 2.8 | WFP survey                       |
|   | Male    | 3.57 | <3.57 | <3.57 | 4.4  | 2.83  | 2.7 | WFP survey                       |
|   | Overall | 4.7  | <4.7  | <4.7  | 4.73 | 4.58  | 2.7 | WFP survey                       |
| Food Consumption Score: Percentage of households with Acceptable Food Consumption Score   | Female  | 67.9 | >67.9 | >67.9 | 50   | 44    | 28  | WFP survey                       |
|   | Male    | 73.4 | >73.4 | >73.4 | 76.1 | 50    | 54  | WFP survey                       |
|   | Overall | 71.8 | >71.8 | >71.8 | 71.9 | 48    | 47  | WFP survey                       |
| Food Consumption Score: Percentage of households with Borderline Food Consumption Score   | Female  | 31   | <32.2 | <31   | 23.1 | 33    | 41  | WFP survey                       |
|   | Male    | 24.8 | <26.7 | <24.8 | 11.2 | 36    | 21  | WFP survey                       |
|   | Overall | 26.5 | <28.2 | <26.5 | 13.1 | 35    | 27  | WFP survey                       |
| Food Consumption Score: Percentage of households with Poor Food Consumption Score   | Female  | 1.2  | <1.2  | <1.2  | 26.9 | 23    | 31  | WFP survey                       |
|   | Male    | 1.9  | <1.9  | <1.9  | 12.7 | 14    | 24  | WFP survey                       |
|   | Overall | 1.7  | <1.7  | <1.7  | 15   | 17    | 26  | WFP survey                       |
| Livelihood-based Coping Strategy Index (Percentage of households using coping strategies): Percentage of households not using livelihood based coping strategies                        | Female  | 73.7 | >73.7 | >73.7 | 34.6 | 26.9  | 81  | WFP survey                       |
|   | Male    | 70.3 | >70.3 | >70.3 | 58.2 | 29.3  | 79  | WFP survey                       |
|   | Overall | 71.6 | >71.6 | >71.6 | 54.4 | 28.5  | 80  | WFP survey                       |

|   |         |       |        |       |       |      |      |                |
|---|---------|-------|--------|-------|-------|------|------|----------------|
| Livelihood-based Coping Strategy Index (Percentage of households using coping strategies): Percentage of households using crisis coping strategies                                | Female  | 13.1  | <13.1  | <13.1 | 1,920 | 30.8 | 6    | WFP survey     |
|   | Male    | 12.6  | <12.6  | <12.6 | 14.2  | 20.2 | 5    | WFP survey     |
|   | Overall | 12.3  | <12.3  | <12.3 | 15    | 23.8 | 5    | WFP survey     |
| Livelihood-based Coping Strategy Index (Percentage of households using coping strategies): Percentage of households using emergency coping strategies                             | Female  | 2.4   | <2.4   | <2.4  | 15.4  | 5.8  | 3    | WFP survey     |
|   | Male    | 1.9   | <1.9   | <1.9  | 3     | 0    | 7    | WFP survey     |
|   | Overall | 2     | <2     | <2    | 5     | 2    | 6    | WFP survey     |
| Livelihood-based Coping Strategy Index (Percentage of households using coping strategies): Percentage of households using stress coping strategies                                | Female  | 14.3  | <14.3  | <14.3 | 30.8  | 36.5 | 10   | WFP survey     |
|   | Male    | 14.5  | <14.5  | <14.5 | 24.6  | 50.5 | 9    | WFP survey     |
|   | Overall | 14.4  | <14.4  | <14.4 | 25.6  | 45.7 | 9    | WFP survey     |
| <b>Target Group:</b> Hol-Hol Refugees - <b>Location:</b> Holl-Holl / HOLL HOLL / HOLL HOLL - <b>Modality:</b> Food - <b>Subactivity:</b> General Distribution                     |         |       |        |       |       |      |      |                |
| Minimum Dietary Diversity – Women   | Overall | 10.4  | >10.4  | ≥10.4 | 19.1  |      | 6.4  | WFP survey     |
| Proportion of children 6-23 months of age who receive a minimum acceptable diet   | Female  | 0     | <0     | <5    |       |      | 5    | WFP survey     |
|   | Male    | 0     | <0     | <6    |       |      | 6    | WFP survey     |
|   | Overall | 0     | <0     | <6    | 0     |      | 6    | WFP survey     |
| <b>Target Group:</b> Hol-Hol Refugees - <b>Location:</b> Holl-Holl / HOLL HOLL / HOLL HOLL - <b>Modality:</b> Food - <b>Subactivity:</b> Treatment of moderate acute malnutrition |         |       |        |       |       |      |      |                |
| MAM Treatment Default rate  | Female  | 4     | <15    | <10   | 0     |      | 11   | Secondary data |
|   | Male    | 3     | <15    | <10   | 0     |      | 13   | Secondary data |
|   | Overall | 4     | <15    | <10   | 0     |      | 12   | Secondary data |
| MAM Treatment Mortality rate  | Female  | 0     | <3     | <3    | 0     |      | 0    | Secondary data |
|   | Male    | 0     | <3     | <3    | 0     |      | 0    | Secondary data |
|   | Overall | 0     | <3     | <3    | 0     |      | 0    | Secondary data |
| MAM Treatment Non-response rate   | Female  | 0     | <15    | <15   | 0     |      | 0    | Secondary data |
|   | Male    | 0     | <15    | <15   | 0     |      | 0    | Secondary data |
|   | Overall | 0     | <15    | <15   | 0     |      | 0    | Secondary data |
| MAM Treatment Recovery rate   | Female  | 97    | >75    | >75   |       |      | 89   | Secondary data |
|   | Male    | 96    | >75    | >75   |       |      | 88   | Secondary data |
|   | Overall | 96    | >75    | >75   | 100   |      | 88   | Secondary data |
| Proportion of eligible population that participates in programme (coverage)   | Female  | 52    | >90    | >70   |       |      | 70   | Secondary data |
|   | Male    | 73    | >90    | >66   |       |      | 66   | Secondary data |
|   | Overall | 62    | >90    | >67   |       |      | 67   | Secondary data |
| <b>Target Group:</b> Markazi Refugees - <b>Location:</b> Obock / OBOCK VILLE / Camp Markazi - <b>Modality:</b> Commodity Voucher - <b>Subactivity:</b> General Distribution       |         |       |        |       |       |      |      |                |
| Consumption-based Coping Strategy Index (Percentage of households with reduced CSI)   | Female  | 13.48 | <13.48 | <4.57 | 14.13 | 4.57 | 3.5  | WFP survey     |
|   | Male    | 7.67  | <7.67  | <8.32 | 12.98 | 8.32 | 4.1  | WFP survey     |
|   | Overall | 10.6  | <10.6  | <6.03 | 13.23 | 6.03 | 4    | WFP survey     |
| Food Consumption Score: Percentage of households with Acceptable Food Consumption Score   | Female  | 28.3  | >33.3  | >28.3 | 60.9  | 61   | 53.1 | WFP survey     |
|   | Male    | 35.2  | >37.6  | >35.2 | 78.3  | 65   | 54.4 | WFP survey     |
|   | Overall | 36.5  | >36.5  | >36.5 | 74.5  | 62.3 | 54.1 | WFP survey     |

|  |         |      |       |       |      |      |      |                      |
|--|---------|------|-------|-------|------|------|------|----------------------|
| Food Consumption Score: Percentage of households with Borderline Food Consumption Score  | Female  | 22.2 | <66.7 | <22.2 | 17.4 | 29   | 28.6 | WFP survey           |
|  | Male    | 44.4 | <62.4 | <44.4 | 12   | 14   | 18.7 | WFP survey           |
|  | Overall | 33.3 | <63.5 | <33.3 | 13.2 | 23.3 | 20.7 | WFP survey           |
| Food Consumption Score: Percentage of households with Poor Food Consumption Score  | Female  | 30.3 | <44.4 | <30.3 | 21.7 | 10   | 18.4 | WFP survey           |
|  | Male    | 32.1 | <32.1 | <32.1 | 9.6  | 21   | 26.9 | WFP survey           |
|  | Overall | 37.6 | <35.2 | <37.6 | 12.3 | 14.4 | 25.2 | WFP survey           |
| Livelihood-based Coping Strategy Index (Percentage of households using coping strategies): Percentage of households not using livelihood based coping strategies                   | Female  | 50   | >50   | >50   | 73.9 | 51.7 | 79.6 | WFP survey           |
|  | Male    | 60.6 | >60.6 | >60.6 | 78.3 | 38.6 | 72.3 | WFP survey           |
|  | Overall | 58   | >58   | >58   | 77.4 | 46.6 | 73.7 | WFP survey           |
| Livelihood-based Coping Strategy Index (Percentage of households using coping strategies): Percentage of households using crisis coping strategies                                 | Female  | 1.9  | <1.9  | <1.9  | 0    | 10.1 | 10.2 | WFP survey           |
|  | Male    | 2.4  | <2.4  | <2.4  | 2.4  | 12.3 | 19.3 | WFP survey           |
|  | Overall | 2.3  | <2.3  | <2.3  | 1.9  | 11   | 17.5 | WFP survey           |
| Livelihood-based Coping Strategy Index (Percentage of households using coping strategies): Percentage of households using emergency coping strategies                              | Female  | 16.7 | <16.7 | <16.7 | 4.3  | 1.1  | 8.2  | WFP survey           |
|  | Male    | 11.5 | <11.5 | <11.5 | 3.6  | 7    | 4.5  | WFP survey           |
|  | Overall | 12.8 | <12.8 | <12.8 | 3.8  | 3.4  | 5.2  | WFP survey           |
| Livelihood-based Coping Strategy Index (Percentage of households using coping strategies): Percentage of households using stress coping strategies                                 | Female  | 31.5 | <31.5 | <31.5 | 21.7 | 37.1 | 2    | WFP survey           |
|  | Male    | 25.5 | <25.5 | <25.5 | 15.7 | 42.1 | 4    | WFP survey           |
|  | Overall | 26.9 | <26.9 | <26.9 | 17   | 39   | 3.6  | WFP survey           |
| <b>Target Group:</b> Markazi Refugees - <b>Location:</b> Obock / OBOCK VILLE / Camp Markazi - <b>Modality:</b> Food - <b>Subactivity:</b> General Distribution                     |         |      |       |       |      |      |      |                      |
| Minimum Dietary Diversity – Women  | Overall | 15.1 | >15.1 | >15.1 | 21   |      | 30.8 | WFP survey           |
| Proportion of children 6-23 months of age who receive a minimum acceptable diet  | Female  | 25   | >25   | >25   |      |      | 11   | WFP survey           |
|  | Male    | 18.2 | >18.2 | >18.2 |      |      | 8    | WFP survey           |
|  | Overall | 21.7 | >21.7 | >21.7 | 0    |      | 9    | WFP survey           |
| <b>Target Group:</b> Markazi Refugees - <b>Location:</b> Obock / OBOCK VILLE / Camp Markazi - <b>Modality:</b> Food - <b>Subactivity:</b> Treatment of moderate acute malnutrition |         |      |       |       |      |      |      |                      |
| MAM Treatment Default rate   | Female  | 0    | <15   | <10   | 0    |      | 0    | WFP                  |
|  | Male    | 0    | <15   | <10   | 0    |      | 0    | programme monitoring |
|  | Overall | 0    | <15   | <10   | 0    |      | 0    | programme monitoring |
| MAM Treatment Mortality rate   | Female  | 0    | <3    | <3    |      |      | 0    | Secondary data       |
|  | Male    | 0    | <3    | <3    |      |      | 0    | Secondary data       |
|  | Overall | 0    | <3    | <3    | 7    |      | 0    | Secondary data       |
| MAM Treatment Non-response rate  | Female  | 17   | <15   | <3    | 0    |      | 0    | Secondary data       |
|  | Male    | 21   | <15   | <3    | 0    |      | 0    | Secondary data       |
|  | Overall | 19   | <15   | <3    | 0    |      | 0    | Secondary data       |
| MAM Treatment Recovery rate  | Female  | 83   | >75   | >75   |      |      | 100  | Secondary data       |
|  | Male    | 79   | >75   | >75   |      |      | 100  | Secondary data       |
|  | Overall | 81   | >75   | >75   | 93   |      | 100  | Secondary data       |

## Activity 02: Strengthen government capacity and support national responses for shock affected populations through contingency plan

| Outcome Indicator   | Sex     | Baseline | End-CSP Target | 2022 Target | 2022 Follow-up | 2021 Follow-up | 2020 Follow-up | source     |
|---|---------|----------|----------------|-------------|----------------|----------------|----------------|------------|
| <b>Target Group:</b> COVID19 - County towns poor Households - <b>Location:</b> Djibouti - <b>Modality:</b> Commodity Voucher - <b>Subactivity:</b> General Distribution |         |          |                |             |                |                |                |            |
| Consumption-based Coping Strategy Index (Percentage of households with reduced CSI)   | Female  | 2.98     | <2.98          | <2.98       | 3.56           |                |                | WFP survey |
|   | Male    | 4.13     | <4.13          | <4.13       | 4.98           |                |                | WFP survey |
|   | Overall | 3.66     | <3.66          | <3.66       | 4.63           |                |                | WFP survey |
| Food Consumption Score: Percentage of households with Acceptable Food Consumption Score   | Female  | 95.1     | >95.1          | >95.1       | 59.3           |                |                | WFP survey |
|   | Male    | 94.3     | >94.3          | >94.3       | 68.2           |                |                | WFP survey |
|   | Overall | 94.6     | >94.6          | >94.6       | 66.1           |                |                | WFP survey |
| Food Consumption Score: Percentage of households with Borderline Food Consumption Score   | Female  | 4.9      | <4.9           | <4.9        | 22.2           |                |                | WFP survey |
|   | Male    | 2.3      | <2.3           | <2.3        | 12.9           |                |                | WFP survey |
|   | Overall | 3.4      | <3.4           | <3.4        | 15.2           |                |                | WFP survey |
| Food Consumption Score: Percentage of households with Poor Food Consumption Score   | Female  | 0        | <0             | <0          | 18.5           |                |                | WFP survey |
|   | Male    | 3.4      | <3.4           | <3.4        | 18.8           |                |                | WFP survey |
|   | Overall | 2        | <2             | <2          | 18.8           |                |                | WFP survey |
| Livelihood-based Coping Strategy Index (Percentage of households using coping strategies): Percentage of households not using livelihood based coping strategies        | Female  | 72.1     | >72.1          | >72.1       | 81.5           |                |                | WFP survey |
|   | Male    | 65.91    | >65.91         | >65.91      | 67.1           |                |                | WFP survey |
|   | Overall | 68.46    | >68.46         | >68.46      | 70.5           |                |                | WFP survey |
| Livelihood-based Coping Strategy Index (Percentage of households using coping strategies): Percentage of households using crisis coping strategies                      | Female  | 3.3      | <3.3           | <3.3        | 3.7            |                |                | WFP survey |
|   | Male    | 19.32    | <19.32         | <19.32      | 7.1            |                |                | WFP survey |
|   | Overall | 12.75    | <12.75         | <12.75      | 6.3            |                |                | WFP survey |
| Livelihood-based Coping Strategy Index (Percentage of households using coping strategies): Percentage of households using emergency coping strategies                   | Female  | 4.9      | <4.9           | <4.9        | 0              |                |                | WFP survey |
|   | Male    | 1.14     | <1.14          | <1.14       | 4.7            |                |                | WFP survey |
|   | Overall | 2.68     | <2.68          | <2.68       | 3.6            |                |                | WFP survey |
| Livelihood-based Coping Strategy Index (Percentage of households using coping strategies): Percentage of households using stress coping strategies                      | Female  | 19.7     | <19.7          | <19.7       | 14.8           |                |                | WFP survey |
|   | Male    | 13.64    | <13.64         | <13.64      | 21.2           |                |                | WFP survey |
|   | Overall | 16.11    | <16.11         | <16.11      | 19.6           |                |                | WFP survey |
| <b>Target Group:</b> COVID19 - Rural food insecure Households - <b>Location:</b> Djibouti - <b>Modality:</b> Food - <b>Subactivity:</b> General Distribution            |         |          |                |             |                |                |                |            |
| Consumption-based Coping Strategy Index (Percentage of households with reduced CSI)   | Female  | 6.81     | <6.81          | <6.81       | 10.06          | 5.19           |                | WFP survey |
|   | Male    | 5.74     | <5.74          | <5.74       | 12.5           | 7.78           |                | WFP survey |
|   | Overall | 6.07     | <6.07          | <6.07       | 12.04          | 6.75           |                | WFP survey |
| Food Consumption Score: Percentage of households with Acceptable Food Consumption Score   | Female  | 50.49    | >50.49         | >50.49      | 33.3           | 50.8           |                | WFP survey |
|   | Male    | 50.56    | >50.56         | >50.56      | 37.9           | 43.8           |                | WFP survey |
|   | Overall | 50.54    | >50.54         | >50.54      | 37.1           | 46.6           |                | WFP survey |
| Food Consumption Score: Percentage of households with Borderline Food Consumption Score   | Female  | 24.85    | <24.85         | <24.84      | 27.1           | 27.9           |                | WFP survey |
|   | Male    | 21.36    | <21.36         | <21.36      | 35.5           | 25.9           |                | WFP survey |
|   | Overall | 22.41    | <22.41         | <22.41      | 33.9           | 26.7           |                | WFP survey |
| Food Consumption Score: Percentage of households with Poor Food Consumption Score   | Female  | 24.66    | <24.66         | <24.66      | 39.6           | 21.3           |                | WFP survey |
|   | Male    | 28.08    | <28.08         | <28.08      | 26.6           | 30.3           |                | WFP survey |
|   | Overall | 27.05    | <27.05         | <27.05      | 29.1           | 26.7           |                | WFP survey |
| Livelihood-based Coping Strategy Index (Percentage of households using coping strategies): Percentage of households not using livelihood based coping strategies        | Female  | 63.84    | >63.84         | >63.84      | 60.4           | 39.34          |                | WFP survey |
|   | Male    | 61.27    | >61.27         | >61.27      | 62.6           | 37.84          |                | WFP survey |
|   | Overall | 62.06    | >62.06         | >62.06      | 62.2           | 38.44          |                | WFP survey |



|   |         |       |        |        |       |       |     |            |
|---|---------|-------|--------|--------|-------|-------|-----|------------|
| Livelihood-based Coping Strategy Index (Percentage of households using coping strategies): Percentage of households using crisis coping strategies                          | Female  | 16.27 | <16.27 | <16.27 | 16.7  | 29.51 |     | WFP survey |
|   | Male    | 17.09 | <17.09 | <17.06 | 17.2  | 33.51 |     | WFP survey |
|   | Overall | 16.84 | <16.84 | <16.84 | 16.7  | 31.92 |     | WFP survey |
| Livelihood-based Coping Strategy Index (Percentage of households using coping strategies): Percentage of households using emergency coping strategies                       | Female  | 5.56  | <5.56  | <5.56  | 8.3   | 14.75 |     | WFP survey |
|   | Male    | 5.16  | <5.16  | <5.16  | 3     | 7.03  |     | WFP survey |
|   | Overall | 5.29  | <5.29  | <5.29  | 4     | 10.1  |     | WFP survey |
| Livelihood-based Coping Strategy Index (Percentage of households using coping strategies): Percentage of households using stress coping strategies                          | Female  | 14.32 | <14.32 | <14.32 | 14.6  | 16.39 |     | WFP survey |
|   | Male    | 16.47 | <16.47 | <16.47 | 17.2  | 21.62 |     | WFP survey |
|   | Overall | 15.82 | <15.82 | <15.82 | 16.7  | 19.54 |     | WFP survey |
| <b>Target Group:</b> COVID19 - Urban food Insecure households - <b>Location:</b> Djibouti Ville - <b>Modality:</b> Value Voucher - <b>Subactivity:</b> General Distribution |         |       |        |        |       |       |     |            |
| Consumption-based Coping Strategy Index (Percentage of households with reduced CSI)   | Female  | 3.58  | <3.58  | <0.7   | 11.58 | 7.09  | 0.7 | WFP survey |
|   | Male    | 2.58  | <2.58  | <0.6   | 11.76 | 5.69  | 0.6 | WFP survey |
|   | Overall | 3.01  | <3.01  | <0.6   | 11.73 | 6.37  | 0.6 | WFP survey |
| Food Consumption Score: Percentage of households with Acceptable Food Consumption Score   | Female  | 67.6  | >67.6  | >67.6  | 36.8  | 79.31 | 63  | WFP survey |
|   | Male    | 60.8  | >60.8  | >60.8  | 41.9  | 75.64 | 62  | WFP survey |
|   | Overall | 63.7  | >63.7  | >63.7  | 41    | 77.41 | 62  | WFP survey |
| Food Consumption Score: Percentage of households with Borderline Food Consumption Score   | Female  | 25.4  | <32.4  | <25.4  | 42.1  | 17.93 | 35  | WFP survey |
|   | Male    | 37.6  | <39.2  | <37.6  | 43.6  | 20.51 | 36  | WFP survey |
|   | Overall | 32.3  | <36.3  | <32.3  | 43.3  | 19.27 | 36  | WFP survey |
| Food Consumption Score: Percentage of households with Poor Food Consumption Score   | Female  | 7     | <7     | <7     | 21.1  | 2.76  | 2   | WFP survey |
|   | Male    | 1.6   | <1.6   | <1.6   | 14.5  | 3.85  | 2   | WFP survey |
|   | Overall | 4     | <4     | <4     | 15.7  | 3.32  | 2   | WFP survey |
| Livelihood-based Coping Strategy Index (Percentage of households using coping strategies): Percentage of households not using livelihood based coping strategies            | Female  | 65.9  | >65.9  | >65.9  | 57.9  | 66.9  | 96  | WFP survey |
|   | Male    | 67.3  | >67.3  | >67.3  | 61.6  | 69.9  | 97  | WFP survey |
|   | Overall | 66.7  | >66.7  | >66.7  | 61    | 68.4  | 97  | WFP survey |
| Livelihood-based Coping Strategy Index (Percentage of households using coping strategies): Percentage of households using crisis coping strategies                          | Female  | 4.3   | <4.3   | <4.3   | 10.5  | 22.76 | 0   | WFP survey |
|   | Male    | 6.5   | <6.5   | <6.5   | 16.3  | 6.4   | 1   | WFP survey |
|   | Overall | 5.6   | <5.6   | <5.6   | 15.2  | 14.3  | 1   | WFP survey |
| Livelihood-based Coping Strategy Index (Percentage of households using coping strategies): Percentage of households using emergency coping strategies                       | Female  | 7     | <7     | <7     | 7.9   | 2.07  | 2   | WFP survey |
|   | Male    | 2.9   | <2.9   | <2.9   | 13.4  | 9     | 0   | WFP survey |
|   | Overall | 4.7   | <4.7   | <4.7   | 12.4  | 5.6   | 1   | WFP survey |
| Livelihood-based Coping Strategy Index (Percentage of households using coping strategies): Percentage of households using stress coping strategies                          | Female  | 22.7  | <22.7  | <22.7  | 23.7  | 8.28  | 2   | WFP survey |
|   | Male    | 23.3  | <23.3  | <23.3  | 8.7   | 14.7  | 2   | WFP survey |
|   | Overall | 23    | <23    | <23    | 11.4  | 11.6  | 2   | WFP survey |
| <b>Target Group:</b> Emergency_drought response - <b>Location:</b> Djibouti - <b>Modality:</b> Food - <b>Subactivity:</b> Emergency preparedness activities                 |         |       |        |        |       |       |     |            |
| Consumption-based Coping Strategy Index (Percentage of households with reduced CSI)   | Female  | 1.75  | <1.78  | <1.78  | 9.7   |       |     | WFP survey |
|   | Male    | 2.61  | <2.61  | <2.61  | 8.56  |       |     | WFP survey |
|   | Overall | 3     | <3     | <3     | 8.86  |       |     | WFP survey |
| Food Consumption Score: Percentage of households with Acceptable Food Consumption Score   | Female  | 73    | ≥75    | ≥75    | 26.7  |       |     | WFP survey |
|   | Male    | 76.5  | ≥76.5  | ≥76.5  | 46.7  |       |     | WFP survey |
|   | Overall | 76    | ≥77    | ≥77    | 41.3  |       |     | WFP survey |
| Food Consumption Score: Percentage of households with Borderline Food Consumption Score   | Female  | 17.1  | <16    | ≤16    | 21.7  |       |     | WFP survey |
|   | Male    | 15.6  | <15    | ≤15    | 23    |       |     | WFP survey |
|   | Overall | 16    | <16    | ≤16    | 22.7  |       |     | WFP survey |
| Food Consumption Score: Percentage of households with Poor Food Consumption Score   | Female  | 9.9   | <9     | ≤9     | 51.7  |       |     | WFP survey |
|   | Male    | 8     | <8     | ≤8     | 30.3  |       |     | WFP survey |
|   | Overall | 8     | <7     | ≤7     | 36    |       |     | WFP survey |

|  |         |      |       |       |      |  |            |
|--|---------|------|-------|-------|------|--|------------|
| Livelihood-based Coping Strategy Index (Percentage of households using coping strategies): Percentage of households not using livelihood based coping strategies | Female  | 80.9 | ≥80.9 | ≥80.9 | 70   |  | WFP survey |
|  | Male    | 76.1 | ≥76.1 | ≥76.1 | 66.1 |  | WFP survey |
|  | Overall | 77.4 | ≥77.4 | ≥77.4 | 67.1 |  | WFP survey |
| Livelihood-based Coping Strategy Index (Percentage of households using coping strategies): Percentage of households using crisis coping strategies               | Female  | 4    | <4    | <4    | 15   |  | WFP survey |
|  | Male    | 4.2  | <4.2  | <4.2  | 13.9 |  | WFP survey |
|  | Overall | 4    | <4    | <4    | 14.2 |  | WFP survey |
| Livelihood-based Coping Strategy Index (Percentage of households using coping strategies): Percentage of households using emergency coping strategies            | Female  | 2.9  | <2.9  | <2.9  | 6.7  |  | WFP survey |
|  | Male    | 4.8  | <4.8  | <4.8  | 5.5  |  | WFP survey |
|  | Overall | 4.3  | <4.3  | <4.3  | 5.8  |  | WFP survey |
| Livelihood-based Coping Strategy Index (Percentage of households using coping strategies): Percentage of households using stress coping strategies               | Female  | 12.1 | <12.1 | <12.1 | 8.3  |  | WFP survey |
|  | Male    | 14.8 | <14.8 | <14.8 | 14.5 |  | WFP survey |
|  | Overall | 14.1 | <14.1 | <14.1 | 12.9 |  | WFP survey |
| Minimum Dietary Diversity – Women  | Overall |      | >20   | >20   | 4.2  |  | WFP survey |

| Strategic Outcome 02: Food insecure Djiboutian in targeted regions and refugees have improved access to food and improved nutrition status by 2025.   |                              |  |                 |               | Resilience Building |  |
|---|------------------------------|--|-----------------|---------------|---------------------|--|
| Output Results  |                              |  |                 |               |                     |  |
| Activity 03: Provide food, cash-based transfers and technical assistance to strengthen a national inclusive, adaptive and nutrition-sensitive social protection system that contributes to reducing hunger and malnutrition, and enhancing economic integration |                              |  |                 |               |                     |  |
| Detailed Indicator  | Beneficiary Group            | Sub Activity                             | Unit of measure | Planned       | Actual              |  |
| A.1: Beneficiaries receiving capacity strengthening transfers   | All                          | General Distribution                     | Female          | 180           | 189                 |  |
|   |                              |  | Male            | 220           | 231                 |  |
|   |                              |  | <b>Total</b>    | <b>400</b>    | <b>420</b>          |  |
| A.1: Beneficiaries receiving cash-based transfers   | All                          | Food assistance for asset                | Female          | 530           | 535                 |  |
|   |                              |  | Male            | 470           | 475                 |  |
|   |                              |  | <b>Total</b>    | <b>1,000</b>  | <b>1,010</b>        |  |
| A.1: Beneficiaries receiving cash-based transfers   | All                          | General Distribution                     | Female          | 12,375        | 4,389               |  |
|   |                              |  | Male            | 15,125        | 5,361               |  |
|   |                              |  | <b>Total</b>    | <b>27,500</b> | <b>9,750</b>        |  |
| A.1: Beneficiaries receiving food transfers   | All                          | Food assistance for asset                | Female          | 3,180         | 3,642               |  |
|   |                              |  | Male            | 2,820         | 3,233               |  |
|   |                              |  | <b>Total</b>    | <b>6,000</b>  | <b>6,875</b>        |  |
| A.1: Beneficiaries receiving food transfers   | All                          | General Distribution                     | Female          | 4,500         | 7,261               |  |
|   |                              |  | Male            | 5,500         | 6,439               |  |
|   |                              |  | <b>Total</b>    | <b>10,000</b> | <b>13,700</b>       |  |
| A.2: Food transfers   |                              |  | MT              | 2,231         | 1,260               |  |
| A.3: Cash-based transfers   |                              |  | US\$            | 2,497,500     | 370,591             |  |
| Activity 04: Provide malnutrition prevention and treatment, cash-based transfers, nutritious food, and social behavior change communication (SBCC) for targeted populations, while supporting national nutrition programmes                                     |                              |  |                 |               |                     |  |
| Detailed Indicator  | Beneficiary Group            | Sub Activity                             | Unit of measure | Planned       | Actual              |  |
| A.1: Beneficiaries receiving capacity strengthening transfers   | Pregnant and lactating women | Treatment of moderate acute malnutrition | Female          | 300           | 126                 |  |
|   |                              |  | Male            | 0             | 154                 |  |
|   |                              |  | <b>Total</b>    | <b>300</b>    | <b>280</b>          |  |
| A.1: Beneficiaries receiving cash-based transfers   | ART clients                  | HIV/TB Care&treatment;                   | Female          | 225           | 745                 |  |
|   |                              |  | Male            | 275           | 905                 |  |
|   |                              |  | <b>Total</b>    | <b>500</b>    | <b>1,650</b>        |  |
| A.1: Beneficiaries receiving food transfers   | ART clients                  | HIV/TB Care&treatment;                   | Female          | 180           | 109                 |  |
|   |                              |  | Male            | 220           | 133                 |  |
|   |                              |  | <b>Total</b>    | <b>400</b>    | <b>242</b>          |  |
| A.1: Beneficiaries receiving food transfers   | Children                     | Prevention of acute malnutrition         | Female          | 780           | 1,373               |  |
|   |                              |  | Male            | 720           | 1,266               |  |
|   |                              |  | <b>Total</b>    | <b>1,500</b>  | <b>2,639</b>        |  |
| A.1: Beneficiaries receiving food transfers   | Children                     | Treatment of moderate acute malnutrition | Female          | 1,560         | 1,623               |  |
|   |                              |  | Male            | 1,440         | 1,500               |  |
|   |                              |  | <b>Total</b>    | <b>3,000</b>  | <b>3,123</b>        |  |
| A.1: Beneficiaries receiving food transfers   | Pregnant and lactating women | Prevention of acute malnutrition         | Female          | 800           | 800                 |  |
|   |                              |  | <b>Total</b>    | <b>800</b>    | <b>800</b>          |  |
|   |                              |  |                 |               |                     |  |
| A.1: Beneficiaries receiving food transfers   | Pregnant and lactating women | Prevention of stunting                   | Female          | 800           | 0                   |  |
|   |                              |  | <b>Total</b>    | <b>800</b>    | <b>0</b>            |  |
|   |                              |  |                 |               |                     |  |
| A.1: Beneficiaries receiving food transfers   | Pregnant and lactating women | Treatment of moderate acute malnutrition | Female          | 3,000         | 3,045               |  |
|   |                              |  | <b>Total</b>    | <b>3,000</b>  | <b>3,045</b>        |  |
|   |                              |  |                 |               |                     |  |
| A.1: Beneficiaries receiving food transfers   | TB treatment clients         | HIV/TB Care&treatment;                   | Female          | 1,690         | 154                 |  |
|   |                              |  | Male            | 2,060         | 196                 |  |
|   |                              |  | <b>Total</b>    | <b>3,750</b>  | <b>350</b>          |  |
| A.2: Food transfers   |                              |  | MT              | 1,020         | 207                 |  |

|                           |  |  |      |        |         |
|---------------------------|--|--|------|--------|---------|
| A.3: Cash-based transfers |  |  | US\$ | 54,000 | 148,627 |
|---------------------------|--|--|------|--------|---------|

| Output Results  |  |                  |         |        |
|---|--|------------------|---------|--------|
| Activity 03: Provide food, cash-based transfers and technical assistance to strengthen a national inclusive, adaptive and nutrition-sensitive social protection system that contributes to reducing hunger and malnutrition, and enhancing economic integration   |  |                  |         |        |
| Output indicator  | Detailed indicator   | Unit of measure  | Planned | Actual |
| A: Food-insecure people in targeted communities benefit from improved assets, stronger farmer value chains, reduced post-harvest loss and skills to increase their resilience to climate-related shocks   |  |                  |         |        |
| Food assistance for asset   |  |                  |         |        |
| A.1: Number of women, men, boys and girls receiving food/cash-based transfers/commodity vouchers/capacity strengthening transfers   | A.1.21: Number of participants in beneficiary training sessions (livelihood-support/agriculture&farming;/IGA)  | Individual       | 255     | 255    |
| A.1: Number of women, men, boys and girls receiving food/cash-based transfers/commodity vouchers/capacity strengthening transfers   | A.1.28: Number of project participants (male)  | Individual       | 1,956   | 31     |
| A.1: Number of women, men, boys and girls receiving food/cash-based transfers/commodity vouchers/capacity strengthening transfers   | A.1.29: Number of project participants (female)  | Individual       | 670     | 124    |
| A: Urban/rural food insecure Djiboutians and vulnerable refugees (Tier 1) receive monthly cash/food rations and increasingly have access to the national safety net programme and the health social assistance programme including national health insurance scheme, which enhances their food security and nutrition |  |                  |         |        |
| General Distribution  |  |                  |         |        |
| A.1: Number of women, men, boys and girls receiving food/cash-based transfers/commodity vouchers/capacity strengthening transfers   | A.1.15: Number of timely food distributions as per planned distribution schedule   | Number           | 18      | 18     |
| A.1: Number of women, men, boys and girls receiving food/cash-based transfers/commodity vouchers/capacity strengthening transfers   | A.1.16: Number of participants in beneficiary training sessions (health and nutrition)   | Individual       | 1,149   | 985    |
| A.1: Number of women, men, boys and girls receiving food/cash-based transfers/commodity vouchers/capacity strengthening transfers   | A.1.17: Number of training sessions for beneficiaries carried out (health and nutrition)   | training session | 126     | 126    |
| A.1: Number of women, men, boys and girls receiving food/cash-based transfers/commodity vouchers/capacity strengthening transfers   | A.1.22: Number of beneficiaries reached as a result of WFP's contribution to the social protection system  | Individual       | 6,490   | 6,490  |
| A.7: Number of retailers participating in cash-based transfer programmes  | A.7.1: Number of retailers participating in cash-based transfer programmes   | retailer         | 20      | 20     |
| D: Food-insecure people in targeted communities benefit from improved assets, stronger farmer value chains, reduced post-harvest loss and skills to increase their resilience to climate-related shocks   |  |                  |         |        |
| Food assistance for asset   |  |                  |         |        |
| D.1: Number of assets built, restored or maintained by targeted households and communities, by type and unit of measure   | D.1.11: Hectares (ha) of degraded hillsides and marginal areas rehabilitated with physical and biological soil and water conservation measures, planted with trees and protected (e.g. closure, etc) | Ha               | 21      | 2,374  |
| D.1: Number of assets built, restored or maintained by targeted households and communities, by type and unit of measure   | D.1.45: Number of assets built, restored or maintained by targeted communities   | Number           | 560     | 200    |

|   |  |        |       |       |
|---|--|--------|-------|-------|
| D.1: Number of assets built, restored or maintained by targeted households and communities, by type and unit of measure | D.1.55: Number of community gardens established  | garden | 1,568 | 1,400 |
| D.1: Number of assets built, restored or maintained by targeted households and communities, by type and unit of measure | D.1.5: Hectares (ha) of agricultural land benefiting from rehabilitated irrigation schemes (including irrigation canal repair, specific protection measures, embankments, etc) | Ha     | 0.5   | 1     |
| D.1: Number of assets built, restored or maintained by targeted households and communities, by type and unit of measure | D.1.65: Number of family gardens established   | garden | 400   | 385   |
| D.1: Number of assets built, restored or maintained by targeted households and communities, by type and unit of measure | D.1.98: Number of tree seedlings produced/provided   | Number | 4,000 | 4,000 |

**Activity 04: Provide malnutrition prevention and treatment, cash-based transfers, nutritious food, and social behavior change communication (SBCC) for targeted populations, while supporting national nutrition programmes**

| Output indicator   | Detailed indicator                                       | Unit of measure | Planned | Actual |
|--|--|-----------------|---------|--------|
| A: Targeted Djiboutian children 6-59 months, pregnant and lactating women and girls suffering from moderate acute malnutrition have access to treatment, including specialized nutrition foods and nutrition counselling that supports nutritional recovery  |  |                 |         |        |
| Treatment of moderate acute malnutrition   |  |                 |         |        |
| A.6: Number of institutional sites assisted  | A.6.10: Number of health centres/sites assisted          | health center   | 60      | 64     |
| A: Targeted moderately acutely malnourished antiretroviral therapy and tuberculosis (directly-observed treatment, short course) clients and food insecure households affected by HIV receive nutritious foods and cash-based transfers and are included in a mitigating safety net programme, which improve their nutrition status, productivity and food security |  |                 |         |        |
| HIV/TB Mitigation&Safety; Nets   |  |                 |         |        |
| A.8: Number of rations provided  | A.8.1: Number of rations provided                        | ration          | 200     | 200    |
| B: Targeted Djiboutian children 6-59 months, pregnant and lactating women and girls suffering from moderate acute malnutrition have access to treatment, including specialized nutrition foods and nutrition counselling that supports nutritional recovery  |  |                 |         |        |
| Treatment of moderate acute malnutrition   |  |                 |         |        |
| B.2: Quantity of specialized nutritious foods provided   | B.2.1: Quantity of specialized nutritious foods provided | MT              | 432     | 232    |
| B: Targeted moderately acutely malnourished antiretroviral therapy and tuberculosis (directly-observed treatment, short course) clients and food insecure households affected by HIV receive nutritious foods and cash-based transfers and are included in a mitigating safety net programme, which improve their nutrition status, productivity and food security |  |                 |         |        |
| HIV/TB Care&treatment;   |  |                 |         |        |
| B.2: Quantity of specialized nutritious foods provided   | B.2.1: Quantity of specialized nutritious foods provided | MT              | 2.4     | 2.4    |

**Outcome Results**

**Activity 03: Provide food, cash-based transfers and technical assistance to strengthen a national inclusive, adaptive and nutrition-sensitive social protection system that contributes to reducing hunger and malnutrition, and enhancing economic integration**

| Outcome Indicator  | Sex     | Baseline | End-CSP Target | 2022 Target | 2022 Follow-up | 2021 Follow-up | 2020 Follow-up | source     |
|--|---------|----------|----------------|-------------|----------------|----------------|----------------|------------|
| <b>Target Group:</b> FFA_Affected COVID - <b>Location:</b> Djibouti - <b>Modality:</b> Commodity Voucher - <b>Subactivity:</b> Food assistance for asset |         |          |                |             |                |                |                |            |
| Food Consumption Score: Percentage of households with Acceptable Food Consumption Score  | Female  | 46.1     | >55            | ≥46.1       | 56.3           |                |                | WFP survey |
|  | Male    | 87.5     | >53            | ≥80         | 55.2           |                |                | WFP survey |
|  | Overall | 52.4     | >53            | ≥52.4       | 55.5           |                |                | WFP survey |
| Food Consumption Score: Percentage of households with Borderline Food Consumption Score  | Female  | 22.5     | <55.5          | ≤22.5       | 25             |                |                | WFP survey |
|  | Male    | 6.3      | <46.8          | ≤6.3        | 17.2           |                |                | WFP survey |
|  | Overall | 20       | <45.4          | ≤20         | 19.3           |                |                | WFP survey |

|  |         |       |       |       |       |       |      |                          |
|--|---------|-------|-------|-------|-------|-------|------|--------------------------|
| Food Consumption Score: Percentage of households with Poor Food Consumption Score  | Female  | 31.5  | <20   | ≤31.5 | 18.8  |       |      | WFP survey               |
|  | Male    | 6.3   | <22   | ≤6.3  | 27.6  |       |      | WFP survey               |
|  | Overall | 27.6  | <21.4 | ≤27.6 | 25.2  |       |      | WFP survey               |
| Proportion of the population in targeted communities reporting benefits from an enhanced livelihood asset base   | Overall | 0     | =90   | =90   | 80    |       |      | WFP programme monitoring |
| <b>Target Group:</b> GD Rural food insecure household - <b>Location:</b> Djibouti - <b>Modality:</b> Food - <b>Subactivity:</b> General Distribution                     |         |       |       |       |       |       |      |                          |
| Consumption-based Coping Strategy Index (Percentage of households with reduced CSI)  | Female  | 11.2  | <11.2 | <5    | 13.44 | 6.92  | 5    | WFP survey               |
|  | Male    | 12    | <12   | <7.2  | 10.3  | 8.5   | 7.2  | WFP survey               |
|  | Overall | 11.6  | <11.6 | <6.7  | 11.01 | 7.97  | 6.7  | WFP survey               |
| Food Consumption Score: Percentage of households with Acceptable Food Consumption Score  | Female  | 58.2  | >58.2 | >58.2 | 32.7  | 60.8  | 42   | WFP survey               |
|  | Male    | 55.5  | >55.5 | >55   | 48.8  | 44.4  | 43   | WFP survey               |
|  | Overall | 56.3  | >56.3 | >56.3 | 45.3  | 49.8  | 43   | WFP survey               |
| Food Consumption Score: Percentage of households with Borderline Food Consumption Score  | Female  | 12    | <40.8 | <12   | 20    | 25.5  | 19   | WFP survey               |
|  | Male    | 18    | <44.6 | <18   | 19.9  | 27.3  | 25   | WFP survey               |
|  | Overall | 56    | <43.5 | <16   | 19.9  | 26.7  | 24   | WFP survey               |
| Food Consumption Score: Percentage of households with Poor Food Consumption Score  | Female  | 29.8  | <28.8 | <28.8 | 47.3  | 13.7  | 39   | WFP survey               |
|  | Male    | 26.6  | <26.6 | <26.3 | 31.3  | 28.3  | 31   | WFP survey               |
|  | Overall | 27.5  | <27.5 | <27.5 | 34.8  | 23.5  | 33   | WFP survey               |
| Livelihood-based Coping Strategy Index (Percentage of households using coping strategies): Percentage of households not using livelihood based coping strategies         | Female  | 63    | >63   | >70.4 | 61.8  | 43.14 | 70.4 | WFP survey               |
|  | Male    | 57.6  | >57.6 | >66.8 | 68.7  | 45.85 | 66.8 | WFP survey               |
|  | Overall | 59.2  | >59.2 | >67.7 | 67.2  | 45    | 67.7 | WFP survey               |
| Livelihood-based Coping Strategy Index (Percentage of households using coping strategies): Percentage of households using crisis coping strategies                       | Female  | 12.5  | <12.5 | <7.8  | 13.7  | 33.33 | 7.8  | WFP survey               |
|  | Male    | 16.6  | <16.6 | <11.6 | 17.4  | 27.32 | 11.6 | WFP survey               |
|  | Overall | 15.4  | <15.4 | <10.7 | 16.4  | 29.3  | 10.7 | WFP survey               |
| Livelihood-based Coping Strategy Index (Percentage of households using coping strategies): Percentage of households using emergency coping strategies                    | Female  | 3.8   | <3.8  | <6.4  | 10.9  | 8.82  | 6.4  | WFP survey               |
|  | Male    | 7     | <7    | <5.2  | 5.5   | 13.17 | 5.2  | WFP survey               |
|  | Overall | 6.1   | <6.1  | <5.4  | 6.6   | 11.7  | 5.4  | WFP survey               |
| Livelihood-based Coping Strategy Index (Percentage of households using coping strategies): Percentage of households using stress coping strategies                       | Female  | 20.7  | <20.7 | <15.5 | 14.5  | 14.71 | 15.5 | WFP survey               |
|  | Male    | 18.8  | <18.8 | <16.4 | 8.5   | 13.66 | 16.4 | WFP survey               |
|  | Overall | 19.3  | <19.3 | <16.2 | 9.8   | 14    | 16.2 | WFP survey               |
| Minimum Dietary Diversity – Women  | Overall |       | >20   | >20   | 4.5   |       |      | WFP survey               |
| <b>Target Group:</b> PVVS- HIV affected Household - <b>Location:</b> Djibouti - <b>Modality:</b> Commodity Voucher - <b>Subactivity:</b> HIV/TB Mitigation&Safety; Nets  |         |       |       |       |       |       |      |                          |
| Consumption-based Coping Strategy Index (Percentage of households with reduced CSI)  | Female  | 13.14 | ≤6    |       |       |       |      | WFP survey               |
|  | Male    | 12.87 | ≤6    |       |       |       |      | WFP survey               |
|  | Overall | 12    | ≤6    |       |       |       |      | WFP survey               |
| <b>Target Group:</b> PVVS- HIV affected Households - <b>Location:</b> Djibouti - <b>Modality:</b> Commodity Voucher - <b>Subactivity:</b> HIV/TB Mitigation&Safety; Nets |         |       |       |       |       |       |      |                          |
| Food Consumption Score: Percentage of households with Acceptable Food Consumption Score  | Female  | 36.1  | <72   |       |       |       |      | WFP survey               |
|  | Male    | 35.1  | <70   |       |       |       |      | WFP survey               |
|  | Overall | 35.4  | <77   |       |       |       |      | WFP survey               |
| Food Consumption Score: Percentage of households with Borderline Food Consumption Score  | Female  | 33.3  | ≥20   |       |       |       |      | WFP survey               |
|  | Male    | 50    | ≥20   |       |       |       |      | WFP survey               |
|  | Overall | 45.4  | ≥16   |       |       |       |      | WFP survey               |
| Food Consumption Score: Percentage of households with Poor Food Consumption Score  | Female  | 30.6  | ≥8    |       |       |       |      | WFP survey               |
|  | Male    | 14.9  | ≥10   |       |       |       |      | WFP survey               |
|  | Overall | 19.2  | ≥7    |       |       |       |      | WFP survey               |

|  |         |          |                |             |                |                |                |                          |
|--|---------|----------|----------------|-------------|----------------|----------------|----------------|--------------------------|
| Livelihood-based Coping Strategy Index (Percentage of households using coping strategies): Percentage of households not using livelihood based coping strategies   | Female  | 72.2     | ≥74            |             |                |                |                | WFP survey               |
|  | Male    | 79.8     | ≥81            |             |                |                |                | WFP survey               |
|  | Overall | 77.7     | ≥80            |             |                |                |                | WFP survey               |
| Livelihood-based Coping Strategy Index (Percentage of households using coping strategies): Percentage of households using crisis coping strategies   | Female  | 13.9     | <13            |             |                |                |                | WFP survey               |
|  | Male    | 5.3      | <5             |             |                |                |                | WFP survey               |
|  | Overall | 7.7      | <7             |             |                |                |                | WFP survey               |
| Livelihood-based Coping Strategy Index (Percentage of households using coping strategies): Percentage of households using emergency coping strategies  | Female  | 5.6      | <5             |             |                |                |                | WFP survey               |
|  | Male    | 7.4      | <7             |             |                |                |                | WFP survey               |
|  | Overall | 6.9      | <6             |             |                |                |                | WFP survey               |
| Livelihood-based Coping Strategy Index (Percentage of households using coping strategies): Percentage of households using stress coping strategies   | Female  | 8.3      | <8             |             |                |                |                | WFP survey               |
|  | Male    | 7.4      | <7             |             |                |                |                | WFP survey               |
|  | Overall | 7.7      | <7             |             |                |                |                | WFP survey               |
| <b>Target Group:</b> Urban poor households - <b>Location:</b> Djibouti - <b>Modality:</b> Capacity Strengthening - <b>Subactivity:</b> General Distribution  |         |          |                |             |                |                |                |                          |
| Number of national food security and nutrition policies, programmes and system components enhanced as a result of WFP capacity strengthening (new)   | Overall | 0        | >5             | =1          | 1              | 2              | 4              | WFP programme monitoring |
| <b>Target Group:</b> Urban poor households - <b>Location:</b> Djibouti - <b>Modality:</b> Commodity Voucher - <b>Subactivity:</b> General Distribution   |         |          |                |             |                |                |                |                          |
| Proportion of cash-based transfers channelled through national social protection systems as a result of WFP capacity strengthening support (new)   | Overall | 0        | =100           | =100        | 98             |                | 97             | Secondary data           |
| <b>Activity 04: Provide malnutrition prevention and treatment, cash-based transfers, nutritious food, and social behavior change communication (SBCC) for targeted populations, while supporting national nutrition programmes</b> |         |          |                |             |                |                |                |                          |
| Outcome Indicator  | Sex     | Baseline | End-CSP Target | 2022 Target | 2022 Follow-up | 2021 Follow-up | 2020 Follow-up | source                   |
| <b>Target Group:</b> National MAM Treatment coverage - <b>Location:</b> Djibouti - <b>Modality:</b> Food - <b>Subactivity:</b> Treatment of moderate acute malnutrition  |         |          |                |             |                |                |                |                          |
| Proportion of eligible population that participates in programme (coverage)  | Female  | 0        |                |             |                |                |                | Secondary data           |
|  | Male    | 0        |                |             |                |                |                | Secondary data           |
|  | Overall | 0        | >50            | >50         | 30             |                |                | Secondary data           |
| <b>Target Group:</b> Rural HC children - <b>Location:</b> Djibouti - <b>Modality:</b> Food - <b>Subactivity:</b> Treatment of moderate acute malnutrition  |         |          |                |             |                |                |                |                          |
| MAM Treatment Default rate   | Female  | 23       | <15            | <15         |                |                | 30             | Secondary data           |
|  | Male    | 20       | <15            | <15         |                |                | 26             | Secondary data           |
|  | Overall | 31       | <15            | <15         | 10             |                | 28             | Secondary data           |
| MAM Treatment Mortality rate   | Female  | 0        | ≤0             | ≤0          | 0              |                | 0              | Secondary data           |
|  | Male    | 0        | ≤0             | ≤0          | 0              |                | 0              | Secondary data           |
|  | Overall | 0        | ≤0             | ≤0          | 0              |                | 0              | Secondary data           |



|  |         |    |     |     |    |  |    |   |  |
|--|---------|----|-----|-----|----|--|----|---|--|
| MAM Treatment Non-response rate  | Female  | 0  | <0  | <0  | 6  |  | 0  | Secondary   |  |
|  | Male    | 1  | <1  | <0  |    |  |    | 0   | data                                   |
|  | Overall | 1  | <1  | <0  |    |  |    | 0   | Secondary<br>data<br>Secondary<br>data |
| MAM Treatment Recovery rate  | Female  | 76 | >76 | >76 | 84 |  | 70 | Secondary   |  |
|  | Male    | 79 | >79 | >79 |    |  |    | 74  | data                                   |
|  | Overall | 78 | >78 | >78 |    |  |    | 72  | Secondary<br>data<br>Secondary<br>data |
| <b>Target Group: Urban HC children - Location: Djibouti - Modality: Food - Subactivity: Treatment of moderate acute malnutrition</b> |         |    |     |     |    |  |    |   |  |
| MAM Treatment Default rate   | Female  | 0  | =0  | =0  | 31 |  |    | WFP   |  |
|  | Male    | 0  | =0  | =0  |    |  |    | programme<br>monitoring                             |  |
|  | Overall | 0  | =0  | =0  |    |  |    | WFP<br>programme<br>monitoring<br>Secondary<br>data |  |
| MAM Treatment Mortality rate   | Female  | 0  | =0  | =0  | 1  |  |    | WFP   |  |
|  | Male    | 0  | =0  | =0  |    |  |    | programme<br>monitoring                             |  |
|  | Overall | 0  | =0  | =0  |    |  |    | WFP<br>programme<br>monitoring<br>Secondary<br>data |  |
| MAM Treatment Non-response rate  | Female  | 0  | =0  | =0  | 6  |  |    | WFP   |  |
|  | Male    | 0  | =0  | =0  |    |  |    | programme<br>monitoring                             |  |
|  | Overall | 0  | =0  | =0  |    |  |    | WFP<br>programme<br>monitoring<br>Secondary<br>data |  |
| MAM Treatment Recovery rate  | Female  | 0  | ≥80 |     | 62 |  |    | Secondary   |  |
|  | Male    | 0  | ≥80 |     |    |  |    | data  |  |
|  | Overall | 0  | ≥80 |     |    |  |    | Secondary<br>data<br>Secondary<br>data              |  |

| Strategic Outcome 03: Authorities and local partners have enhanced capacity to support the humanitarian community in the Horn of Africa throughout the year   |  |   |  |  |                              |         | - Crisis Response |  |  |
|---|--|---|--|--|------------------------------|---------|-------------------|--|--|
| Output Results  |  |   |  |  |                              |         |                   |  |  |
| Activity 05: Provide supply chain services to the Government and humanitarian community (on a full cost-recovery basis)   |  |   |  |  |                              |         |                   |  |  |
| Output indicator  |  | Detailed indicator  |  |  | Unit of measure              | Planned | Actual            |  |  |
| H: Crisis-affected populations benefit from the creation of a service provision platform in support of the humanitarian community that enables them to receive timely life-saving food and medical supplies.        |  |   |  |  |                              |         |                   |  |  |
| Service Delivery General  |  |   |  |  |                              |         |                   |  |  |
| H.1: Number of shared services provided, by type  |  | H.1.105: Number of services provided  |  |  | service                      | 60      | 53                |  |  |
| H.1: Number of shared services provided, by type  |  | H.1.123: Number of web-based information-sharing and collaboration platforms established/updated  |  |  | information-sharing platform | 1       | 2                 |  |  |
| H.1: Number of shared services provided, by type  |  | H.1.14: Number of agencies and organizations using storage and transport facilities   |  |  | agency/organization          | 19      | 15                |  |  |
| H.1: Number of shared services provided, by type  |  | H.1.58: Number of information management products produced and shared, including bulletins, maps, guidance documents, and other logistics information |  |  | item                         | 7       | 8                 |  |  |
| H.4: Total volume of cargo transported  |  | H.4.10: Quantity (mt) of cargo transported  |  |  | MT                           | 167.9   | 472.52            |  |  |
| H.4: Total volume of cargo transported  |  | H.4.14: Quantity of cargo handled through storage services  |  |  | MT                           | 518     | 180,868           |  |  |
| Activity 06: Provide vocational training sessions and capacity strengthening in the transport and commodity handling sectors for partners, refugees and local population  |  |   |  |  |                              |         |                   |  |  |
| Output indicator  |  | Detailed indicator  |  |  | Unit of measure              | Planned | Actual            |  |  |
| C: Djiboutian institutions benefit from joint technical assistance and skill transfer from humanitarian and development partner that consolidate Djibouti as a logistics and supply chain hub in the Horn of Africa |  |   |  |  |                              |         |                   |  |  |
| Individual capacity strengthening activities  |  |   |  |  |                              |         |                   |  |  |
| C.4*: Number of people engaged in capacity strengthening initiatives facilitated by WFP to enhance national food security and nutrition stakeholder capacities (new)  |  | C.4*.1: Number of government/national partner staff receiving technical assistance and training   |  |  | Individual                   | 400     | 123               |  |  |
| Institutional capacity strengthening activities   |  |   |  |  |                              |         |                   |  |  |
| C.5*: Number of capacity strengthening initiatives facilitated by WFP to enhance national food security and nutrition stakeholder capacities (new)  |  | C.5*.1: Number of technical assistance activities provided  |  |  | unit                         | 2       | 2                 |  |  |
| C.5*: Number of capacity strengthening initiatives facilitated by WFP to enhance national food security and nutrition stakeholder capacities (new)  |  | C.5*.2: Number of training sessions/workshop organized  |  |  | training session             | 20      | 20                |  |  |
| K: Djiboutian institutions benefit from joint technical assistance and skill transfer from humanitarian and development partner that consolidate Djibouti as a logistics and supply chain hub in the Horn of Africa |  |   |  |  |                              |         |                   |  |  |
| Institutional capacity strengthening activities   |  |   |  |  |                              |         |                   |  |  |
| K.1: Number of partners supported   |  | K.1.1: Number of partners supported   |  |  | partner                      | 5       | 5                 |  |  |

| Outcome Results   |     |          |                |             |                |                |                |        |  |
|---|-----|----------|----------------|-------------|----------------|----------------|----------------|--------|--|
| Activity 05: Provide supply chain services to the Government and humanitarian community (on a full cost-recovery basis) |     |          |                |             |                |                |                |        |  |
| Outcome Indicator   | Sex | Baseline | End-CSP Target | 2022 Target | 2022 Follow-up | 2021 Follow-up | 2020 Follow-up | source |  |
|   |     |          |                |             |                |                |                |        |  |

| Target Group: BSP_Service Delivery Customs - Location: Djibouti - Modality: Capacity Strengthening - Subactivity: Service Delivery General |         |   |    |     |    |    |      |            |
|--|---------|---|----|-----|----|----|------|------------|
| User satisfaction rate   | Overall | 0 | >0 | ≥80 | 99 | 80 | 87.5 | WFP survey |

## Cross-cutting Indicators

### Progress towards gender equality indicators

| Improved gender equality and women's empowerment among WFP-assisted population   |         |          |                |             |                |                |                |                          |
|--|---------|----------|----------------|-------------|----------------|----------------|----------------|--------------------------|
| Activity 01: Provide food assistance and nutrition services, including nutrient rich food and nutrition education and counselling to refugees and asylum seekers living in settlements         |         |          |                |             |                |                |                |                          |
| CrossCutting Indicator   | Sex     | Baseline | End-CSP Target | 2022 Target | 2022 Follow-up | 2021 Follow-up | 2020 Follow-up | source                   |
| <b>Target Group:</b> Ali Addeh Refugees - <b>Location:</b> Ali Addeh / ALI ADDEH / Camp ali-adde - <b>Modality:</b> Cash, Food - <b>Subactivity:</b> General Distribution                      |         |          |                |             |                |                |                |                          |
| Proportion of food assistance decision-making entity – committees, boards, teams, etc. – members who are women - -   | Overall | 0        | >0             | >50         | 58             |                | 71             | WFP programme monitoring |
| Proportion of households where women, men, or both women and men make decisions on the use of food/cash/vouchers, disaggregated by transfer modality - Decisions jointly made by women and men | Overall | 4.5      | >4.5           | >40         | 38.5           | 15.2           | 8.85           | WFP survey               |
| Proportion of households where women, men, or both women and men make decisions on the use of food/cash/vouchers, disaggregated by transfer modality - Decisions made by men                   | Overall | 7.8      | <7.8           | <10         | 4.5            | 1              | 7.08           | WFP survey               |
| Proportion of households where women, men, or both women and men make decisions on the use of food/cash/vouchers, disaggregated by transfer modality - Decisions made by women                 | Overall | 87.7     | <87.7          | <50         | 52.8           | 83.8           | 84.07          | WFP survey               |
| <b>Target Group:</b> Holl Holl Refugees - <b>Location:</b> Holl-Holl / HOLL HOLL / HOLL HOLL - <b>Modality:</b> Cash, Food - <b>Subactivity:</b> General Distribution                          |         |          |                |             |                |                |                |                          |
| Proportion of food assistance decision-making entity – committees, boards, teams, etc. – members who are women - -   | Overall | 0        | >0             | >50         | 51.8           |                | 50             | WFP programme monitoring |
| Proportion of households where women, men, or both women and men make decisions on the use of food/cash/vouchers, disaggregated by transfer modality - Decisions jointly made by women and men | Overall | 0.7      | >50            | =30         | 31.9           | 26.5           | 17.76          | WFP survey               |
| Proportion of households where women, men, or both women and men make decisions on the use of food/cash/vouchers, disaggregated by transfer modality - Decisions made by men                   | Overall | 11.4     | <20            | =20         | 6.3            | 1.3            | 3.74           | WFP survey               |

|  |         |          |                |             |                |                |                |                          |
|--|---------|----------|----------------|-------------|----------------|----------------|----------------|--------------------------|
| Proportion of households where women, men, or both women and men make decisions on the use of food/cash/vouchers, disaggregated by transfer modality - Decisions made by women                 | Overall | 87.9     | <20            | =50         | 44.4           | 72.2           | 78.5           | WFP survey               |
| <b>Target Group:</b> Markazi Refugees - <b>Location:</b> Obock / OBOCK VILLE / Camp Markazi - <b>Modality:</b> Commodity Voucher - <b>Subactivity:</b> General Distribution                    |         |          |                |             |                |                |                |                          |
| Proportion of food assistance decision-making entity – committees, boards, teams, etc. – members who are women - -   | Overall | 0        | >0             | >50         | 2.8            |                | 50             | WFP programme monitoring |
| Proportion of households where women, men, or both women and men make decisions on the use of food/cash/vouchers, disaggregated by transfer modality - Decisions jointly made by women and men | Overall | 5.6      | >20            | =40         | 41.5           | 23.97          | 25.25          | WFP programme monitoring |
| Proportion of households where women, men, or both women and men make decisions on the use of food/cash/vouchers, disaggregated by transfer modality - Decisions made by men                   | Overall | 58.3     | <30            | =20         | 10.4           | 10.96          | 25.25          | WFP programme monitoring |
| Proportion of households where women, men, or both women and men make decisions on the use of food/cash/vouchers, disaggregated by transfer modality - Decisions made by women                 | Overall | 36.1     | <50            | =40         | 48.1           | 65.07          | 49.5           | WFP programme monitoring |
| <b>Activity 02: Strengthen government capacity and support national responses for shock affected populations through contingency plan</b>  |         |          |                |             |                |                |                |                          |
| CrossCutting Indicator   | Sex     | Baseline | End-CSP Target | 2022 Target | 2022 Follow-up | 2021 Follow-up | 2020 Follow-up | source                   |
| <b>Target Group:</b> COVID19 - County towns poor Households - <b>Location:</b> Djibouti - <b>Modality:</b> Commodity Voucher - <b>Subactivity:</b> General Distribution                        |         |          |                |             |                |                |                |                          |
| Proportion of households where women, men, or both women and men make decisions on the use of food/cash/vouchers, disaggregated by transfer modality - Decisions jointly made by women and men | Overall | 18.79    | <20            | <20         | 36.6           |                |                | WFP survey               |
| Proportion of households where women, men, or both women and men make decisions on the use of food/cash/vouchers, disaggregated by transfer modality - Decisions made by men                   | Overall | 4.03     | <30            | <30         | 12.5           |                |                | WFP survey               |
| Proportion of households where women, men, or both women and men make decisions on the use of food/cash/vouchers, disaggregated by transfer modality - Decisions made by women                 | Overall | 77.18    | >50            | >50         | 50             |                |                | WFP survey               |
| <b>Target Group:</b> COVID19 - Rural food insecure Households - <b>Location:</b> Djibouti - <b>Modality:</b> Food - <b>Subactivity:</b> General Distribution                                   |         |          |                |             |                |                |                |                          |

|  |         |   |     |     |      |      |  |            |
|--|---------|---|-----|-----|------|------|--|------------|
| Proportion of households where women, men, or both women and men make decisions on the use of food/cash/vouchers, disaggregated by transfer modality - Decisions jointly made by women and men | Overall | 0 | <20 | >20 | 29.1 | 23.8 |  | WFP survey |
| Proportion of households where women, men, or both women and men make decisions on the use of food/cash/vouchers, disaggregated by transfer modality - Decisions made by men                   | Overall | 0 | <30 | <30 | 33.1 | 22.5 |  | WFP survey |
| Proportion of households where women, men, or both women and men make decisions on the use of food/cash/vouchers, disaggregated by transfer modality - Decisions made by women                 | Overall | 0 | >50 | <50 | 37.1 | 53.7 |  | WFP survey |

**Activity 03: Provide food, cash-based transfers and technical assistance to strengthen a national inclusive, adaptive and nutrition-sensitive social protection system that contributes to reducing hunger and malnutrition, and enhancing economic integration**

| CrossCutting Indicator | Sex | Baseline | End-CSP Target | 2022 Target | 2022 Follow-up | 2021 Follow-up | 2020 Follow-up | source |
|------------------------|-----|----------|----------------|-------------|----------------|----------------|----------------|--------|
|------------------------|-----|----------|----------------|-------------|----------------|----------------|----------------|--------|

**Target Group:** GD Rural food insecure househol - **Location:** Djibouti - **Modality:** Food - **Subactivity:** General Distribution

|  |         |      |     |     |      |    |      |            |
|--|---------|------|-----|-----|------|----|------|------------|
| Proportion of households where women, men, or both women and men make decisions on the use of food/cash/vouchers, disaggregated by transfer modality - Decisions jointly made by women and men | Overall | 12.5 | >50 | >40 | 24.2 | 22 | 24.6 | WFP survey |
| Proportion of households where women, men, or both women and men make decisions on the use of food/cash/vouchers, disaggregated by transfer modality - Decisions made by men                   | Overall | 22.9 | <30 | <20 | 25.8 | 21 | 27.9 | WFP survey |
| Proportion of households where women, men, or both women and men make decisions on the use of food/cash/vouchers, disaggregated by transfer modality - Decisions made by women                 | Overall | 63.5 | <20 | <40 | 45.3 | 57 | 47.6 | WFP survey |

## Protection indicators

Affected populations are able to benefit from WFP programmes in a manner that ensures and promotes their safety, dignity and integrity

### Activity 01: Provide food assistance and nutrition services, including nutrient rich food and nutrition education and counselling to refugees and asylum seekers living in settlements

| CrossCutting Indicator  | Sex     | Baseline | End-CSP Target | 2022 Target | 2022 Follow-up | 2021 Follow-up | 2020 Follow-up | source                   |
|---|---------|----------|----------------|-------------|----------------|----------------|----------------|--------------------------|
| <b>Target Group:</b> Ali Addeh Refugees - <b>Location:</b> Ali Addeh / ALI ADDEH / Camp ali-adde - <b>Modality:</b> Cash, Food - <b>Subactivity:</b> General Distribution   |         |          |                |             |                |                |                |                          |
| Proportion of targeted people receiving assistance without safety challenges (new) - -  | Female  | 99.2     | =90            | =90         | 100            | 88.9           | 94.1           | WFP survey               |
|   | Male    | 100      | =90            | =90         | 100            | 90.4           | 99.1           | WFP survey               |
|   | Overall | 99.7     | =90            | =90         | 100            | 89.9           | 98.4           | WFP survey               |
| Proportion of targeted people who report that WFP programmes are dignified (new) - -  | Female  | 60.2     | =90            | =90         | 95.6           | 94.4           | 94.1           | WFP survey               |
|   | Male    | 69.3     | =90            | =90         | 95.5           | 88.3           | 100            | WFP survey               |
|   | Overall | 65.8     | =90            | =90         | 95.5           | 90.5           | 99.2           | WFP survey               |
| <b>Target Group:</b> Holl Holl Refugees - <b>Location:</b> Holl-Holl / HOLL HOLL / HOLL HOLL - <b>Modality:</b> Cash, Food - <b>Subactivity:</b> General Distribution       |         |          |                |             |                |                |                |                          |
| Proportion of targeted people receiving assistance without safety challenges (new) - -  | Female  | 100      | =90            | =90         | 100            | 88.5           | 100            | WFP survey               |
|   | Male    | 99.5     | =90            | =90         | 98.5           | 92.9           | 98.3           | WFP survey               |
|   | Overall | 99.7     | =90            | =90         | 98.8           | 91.4           | 98.4           | WFP survey               |
| Proportion of targeted people who report that WFP programmes are dignified (new) - -  | Female  | 64.3     | =90            | =90         | 100            | 92.3           | 100            | WFP survey               |
|   | Male    | 70.6     | =90            | =90         | 92.5           | 92.9           | 98.3           | WFP survey               |
|   | Overall | 68.8     | =90            | =90         | 93.8           | 92.7           | 98.4           | WFP survey               |
| <b>Target Group:</b> Markazi Refugees - <b>Location:</b> Obock / OBOCK VILLE / Camp Markazi - <b>Modality:</b> Commodity Voucher - <b>Subactivity:</b> General Distribution |         |          |                |             |                |                |                |                          |
| Proportion of targeted people receiving assistance without safety challenges (new) - -  | Female  | 88.9     | =90            | =90         | 100            | 100            | 100            | WFP programme monitoring |
|   | Male    | 99.4     | =90            | =90         | 100            | 100            | 100            | WFP programme monitoring |
|   | Overall | 96.8     | =90            | =90         | 100            | 100            | 100            | WFP programme monitoring |
| Proportion of targeted people who report that WFP programmes are dignified (new) - -  | Female  | 42.6     | =90            | =90         | 100            | 98.9           | 95.2           | WFP survey               |
|   | Male    | 49.7     | =90            | =90         | 100            | 100            | 96.2           | WFP survey               |
|   | Overall | 47.9     | =90            | =90         | 100            | 99.3           | 96             | WFP survey               |

### Activity 02: Strengthen government capacity and support national responses for shock affected populations through contingency plan

| CrossCutting Indicator  | Sex     | Baseline | End-CSP Target | 2022 Target | 2022 Follow-up | 2021 Follow-up | 2020 Follow-up | source     |
|---|---------|----------|----------------|-------------|----------------|----------------|----------------|------------|
| <b>Target Group:</b> COVID19 - County towns poor Households - <b>Location:</b> Djibouti - <b>Modality:</b> Commodity Voucher - <b>Subactivity:</b> General Distribution   |         |          |                |             |                |                |                |            |
| Proportion of targeted people receiving assistance without safety challenges (new) - -  | Female  | 0        | =90            | =90         | 100            | 98.4           |                | WFP survey |
|   | Male    | 0        | =90            | =90         | 100            | 94.3           |                | WFP survey |
|   | Overall | 0        | =90            | =90         | 100            | 96             |                | WFP survey |
| Proportion of targeted people who report that WFP programmes are dignified (new) - -  | Female  | 0        | =90            | =90         | 85.2           | 98.4           |                | WFP survey |
|   | Male    | 0        | =90            | =90         | 90.6           | 94.3           |                | WFP survey |
|   | Overall | 0        | =90            | =90         | 89.3           | 96             |                | WFP survey |
| <b>Target Group:</b> COVID19 - Rural food insecure Households - <b>Location:</b> Djibouti - <b>Modality:</b> Food - <b>Subactivity:</b> General Distribution              |         |          |                |             |                |                |                |            |
| Proportion of targeted people receiving assistance without safety challenges (new) - -  | Female  | 0        | =90            | =90         | 100            | 100            |                | WFP survey |
|   | Male    | 0        | =90            | =90         | 100            | 100            |                | WFP survey |
|   | Overall | 0        | =90            | =90         | 100            | 100            |                | WFP survey |
| Proportion of targeted people who report that WFP programmes are dignified (new) - -  | Female  | 0        | =90            | =90         | 89.6           | 98.4           |                | WFP survey |
|   | Male    | 0        | =90            | =90         | 95.1           | 98.4           |                | WFP survey |
|   | Overall | 0        | =90            | =90         | 94             | 98.4           |                | WFP survey |
| <b>Target Group:</b> COVID19 - Urban food Insecure households - <b>Location:</b> Djibouti - <b>Modality:</b> Commodity Voucher - <b>Subactivity:</b> General Distribution |         |          |                |             |                |                |                |            |

|  |         |   |     |     |      |     |      |            |
|--|---------|---|-----|-----|------|-----|------|------------|
| Proportion of targeted people receiving assistance without safety challenges (new) - - | Female  | 0 | =90 | =90 | 90   | 100 | 93.8 | WFP survey |
|  | Male    | 0 | =90 | =90 | 90   | 100 | 100  | WFP survey |
|  | Overall | 0 | =90 | =90 | 90   | 100 | 98.9 | WFP survey |
| Proportion of targeted people who report that WFP programmes are dignified (new) - -   | Female  | 0 | =90 | =90 | 97.4 | 100 | 93.8 | WFP survey |
|  | Male    | 0 | =90 | =90 | 97.7 | 100 | 100  | WFP survey |
|  | Overall | 0 | =90 | =90 | 97.6 | 100 | 98.9 | WFP survey |

**Activity 03: Provide food, cash-based transfers and technical assistance to strengthen a national inclusive, adaptive and nutrition-sensitive social protection system that contributes to reducing hunger and malnutrition, and enhancing economic integration**

| CrossCutting Indicator  | Sex     | Baseline | End-CSP Target | 2022 Target | 2022 Follow-up | 2021 Follow-up | 2020 Follow-up | source     |
|---|---------|----------|----------------|-------------|----------------|----------------|----------------|------------|
| <b>Target Group:</b> GD Rural food insecure househol - <b>Location:</b> Djibouti - <b>Modality:</b> Food - <b>Subactivity:</b> General Distribution |         |          |                |             |                |                |                |            |
| Proportion of targeted people receiving assistance without safety challenges (new) - -  | Female  | 98.1     | =90            | =90         | 98.2           | 100            | 100            | WFP survey |
|   | Male    | 99.6     | =90            | =90         | 99             | 100            | 89.7           | WFP survey |
|   | Overall | 99.2     | =90            | =90         | 98.8           | 100            | 90.5           | WFP survey |
| Proportion of targeted people who report that WFP programmes are dignified (new) - -  | Female  | 89.4     | =90            | =90         | 83.6           | 99             | 92.1           | WFP survey |
|   | Male    | 90.8     | =90            | =90         | 94.5           | 99             | 80.4           | WFP survey |
|   | Overall | 90.4     | =90            | =90         | 92.2           | 99             | 81.3           | WFP survey |



## Accountability to affected population indicators

**Affected populations are able to hold WFP and partners accountable for meeting their hunger needs in a manner that reflects their views and preferences**

### Activity 01: Provide food assistance and nutrition services, including nutrient rich food and nutrition education and counselling to refugees and asylum seekers living in settlements

| CrossCutting Indicator  | Sex     | Baseline | End-CSP Target | 2022 Target | 2022 Follow-up | 2021 Follow-up | 2020 Follow-up | source                   |
|---|---------|----------|----------------|-------------|----------------|----------------|----------------|--------------------------|
| <b>Target Group:</b> Ali Addeh Refugees - <b>Location:</b> Ali Addeh / ALI ADDEH / Camp ali-adde - <b>Modality:</b> Cash, Food - <b>Subactivity:</b> General Distribution   |         |          |                |             |                |                |                |                          |
| Proportion of assisted people informed about the programme (who is included, what people will receive, length of assistance) - -  | Female  | 32       | >80            | ≥80         | 8.8            | 0              | 5.9            | WFP survey               |
|   | Male    | 46       | >80            | ≥80         | 5.9            | 3.19           | 12.8           | WFP survey               |
|   | Overall | 41       | >80            | ≥80         | 6.6            | 2.03           | 11.9           | WFP survey               |
| <b>Target Group:</b> Holl Holl Refugees - <b>Location:</b> Holl-Holl / HOLL HOLL / HOLL HOLL - <b>Modality:</b> Cash, Food - <b>Subactivity:</b> General Distribution       |         |          |                |             |                |                |                |                          |
| Proportion of assisted people informed about the programme (who is included, what people will receive, length of assistance) - -  | Female  | 39       | >80            | ≥80         | 0              | 1.9            | 0              | WFP survey               |
|   | Male    | 49       | >80            | ≥80         | 6              | 6.1            | 20.8           | WFP survey               |
|   | Overall | 46       | >80            | ≥80         | 5              | 4.6            | 19.2           | WFP survey               |
| <b>Target Group:</b> Markazi Refugees - <b>Location:</b> Obock / OBOCK VILLE / Camp Markazi - <b>Modality:</b> Commodity Voucher - <b>Subactivity:</b> General Distribution |         |          |                |             |                |                |                |                          |
| Proportion of assisted people informed about the programme (who is included, what people will receive, length of assistance) - -  | Female  | 16.7     | >80            | ≥80         | 4.3            | 2.2            | 50             | WFP survey               |
|   | Male    | 23       | >80            | ≥80         | 4.8            | 7              | 16.7           | WFP survey               |
|   | Overall | 21.5     | >80            | ≥80         | 4.7            | 4.1            | 25             | WFP survey               |
| <b>Target Group:</b> Refugees Households living in camps - <b>Location:</b> Djibouti - <b>Modality:</b> Cash, Commodity Voucher, Food - <b>Subactivity:</b>                 |         |          |                |             |                |                |                |                          |
| Proportion of project activities for which beneficiary feedback is documented, analysed and integrated into programme improvements - -                                      | Overall | 0        | =100           | =100        | 100            | 100            |                | WFP programme monitoring |

### Activity 02: Strengthen government capacity and support national responses for shock affected populations through contingency plan

| CrossCutting Indicator  | Sex     | Baseline | End-CSP Target | 2022 Target | 2022 Follow-up | 2021 Follow-up | 2020 Follow-up | source     |
|---|---------|----------|----------------|-------------|----------------|----------------|----------------|------------|
| <b>Target Group:</b> COVID19 - County towns poor Households - <b>Location:</b> Djibouti - <b>Modality:</b> Commodity Voucher - <b>Subactivity:</b> General Distribution   |         |          |                |             |                |                |                |            |
| Proportion of assisted people informed about the programme (who is included, what people will receive, length of assistance) - -  | Female  | 0        | >80            | ≥80         | 3.7            | 11.5           |                | WFP survey |
|   | Male    | 0        | >80            | ≥80         | 3.5            | 11.4           |                | WFP survey |
|   | Overall | 0        | >80            | ≥80         | 3.6            | 11.4           |                | WFP survey |
| <b>Target Group:</b> COVID19 - Rural food insecure Households - <b>Location:</b> Djibouti - <b>Modality:</b> Food - <b>Subactivity:</b> General Distribution              |         |          |                |             |                |                |                |            |
| Proportion of assisted people informed about the programme (who is included, what people will receive, length of assistance) - -  | Female  | 0        |                | ≥80         | 0              | 0.8            |                | WFP survey |
|   | Male    | 0        |                | ≥80         | 1              | 2.7            |                | WFP survey |
|   | Overall | 0        |                | ≥80         | 0.8            | 2              |                | WFP survey |
| <b>Target Group:</b> COVID19 - Urban food insecure households - <b>Location:</b> Djibouti - <b>Modality:</b> Commodity Voucher - <b>Subactivity:</b> General Distribution |         |          |                |             |                |                |                |            |
| Proportion of assisted people informed about the programme (who is included, what people will receive, length of assistance) - -  | Female  | 0        | >80            | ≥80         | 21.1           | 15.2           |                | WFP survey |
|   | Male    | 0        | >80            | ≥80         | 22.1           | 10.3           |                | WFP survey |
|   | Overall | 0        | >80            | ≥80         | 21.9           | 12.6           |                | WFP survey |
| <b>Target Group:</b> Emergency drought response - <b>Location:</b> Djibouti - <b>Modality:</b> Food - <b>Subactivity:</b> Emergency preparedness activities               |         |          |                |             |                |                |                |            |
| Proportion of assisted people informed about the programme (who is included, what people will receive, length of assistance) - -  | Female  | 0        | ≥80            | ≥80         | 6.7            |                |                | WFP survey |
|   | Male    | 0        | ≥80            | ≥80         | 3              |                |                | WFP survey |
|   | Overall | 0        | ≥80            | ≥80         | 4              |                |                | WFP survey |

### Activity 03: Provide food, cash-based transfers and technical assistance to strengthen a national inclusive, adaptive and nutrition-sensitive social protection system that contributes to reducing hunger and malnutrition, and enhancing economic integration

| CrossCutting Indicator   | Sex     | Baseline | End-CSP Target | 2022 Target | 2022 Follow-up | 2021 Follow-up | 2020 Follow-up | source     |
|--|---------|----------|----------------|-------------|----------------|----------------|----------------|------------|
| <b>Target Group:</b> FFA_COVID Affected Households - <b>Location:</b> Djibouti - <b>Modality:</b> Commodity Voucher - <b>Subactivity:</b> Food assistance for asset      |         |          |                |             |                |                |                |            |
| Proportion of assisted people informed about the programme (who is included, what people will receive, length of assistance) - -   | Female  | 0        | ≥80            | ≥80         | 6.3            |                |                | WFP survey |
|  | Male    | 0        | ≥80            | ≥80         | 9.2            |                |                | -          |
|  | Overall | 0        | ≥80            | ≥80         | 8.4            |                |                | -          |
| <b>Target Group:</b> GD Rural food insecure househol - <b>Location:</b> Djibouti - <b>Modality:</b> Food - <b>Subactivity:</b> General Distribution                      |         |          |                |             |                |                |                |            |
| Proportion of assisted people informed about the programme (who is included, what people will receive, length of assistance) - -   | Female  | 12.5     | >80            | ≥80         | 5.5            | 0              |                | WFP survey |
|  | Male    | 19.6     | >80            | ≥80         | 1.5            | 2              |                | WFP survey |
|  | Overall | 17.7     | >80            | ≥80         | 2.3            | 1.3            |                | WFP survey |
| <b>Target Group:</b> PVVS- HIV affected Households - <b>Location:</b> Djibouti - <b>Modality:</b> Commodity Voucher - <b>Subactivity:</b> HIV/TB Mitigation&Safety; Nets |         |          |                |             |                |                |                |            |
| Proportion of assisted people informed about the programme (who is included, what people will receive, length of assistance) - -   | Female  | 19.4     |                |             |                |                |                | WFP survey |
|  | Male    | 27.7     |                |             |                |                |                | WFP survey |
|  | Overall | 25.4     |                |             |                |                |                | WFP survey |

## Environment indicators

| Targeted communities benefit from WFP programmes in a manner that does not harm the environment   |         |          |                |             |                |                |                |                          |
|---|---------|----------|----------------|-------------|----------------|----------------|----------------|--------------------------|
| Activity 01: Provide food assistance and nutrition services, including nutrient rich food and nutrition education and counselling to refugees and asylum seekers living in settlements  |         |          |                |             |                |                |                |                          |
| CrossCutting Indicator  | Sex     | Baseline | End-CSP Target | 2022 Target | 2022 Follow-up | 2021 Follow-up | 2020 Follow-up | source                   |
| <b>Target Group:</b> Activity 1 - <b>Location:</b> Djibouti - <b>Modality:</b> Cash, Food - <b>Subactivity:</b> General Distribution  |         |          |                |             |                |                |                |                          |
| Proportion of FLAs/MOUs/CCs for CSP activities screened for environmental and social risk - -   | Overall | 0        | =100           | =100        | 50             |                |                | -                        |
| Activity 02: Strengthen government capacity and support national responses for shock affected populations through contingency plan  |         |          |                |             |                |                |                |                          |
| CrossCutting Indicator  | Sex     | Baseline | End-CSP Target | 2022 Target | 2022 Follow-up | 2021 Follow-up | 2020 Follow-up | source                   |
| <b>Target Group:</b> Activity 2 - <b>Location:</b> Djibouti - <b>Modality:</b> Food - <b>Subactivity:</b> Emergency preparedness activities   |         |          |                |             |                |                |                |                          |
| Proportion of FLAs/MOUs/CCs for CSP activities screened for environmental and social risk - -   | Overall | 0        | =100           | =100        | 50             |                |                | WFP programme monitoring |
| Activity 03: Provide food, cash-based transfers and technical assistance to strengthen a national inclusive, adaptive and nutrition-sensitive social protection system that contributes to reducing hunger and malnutrition, and enhancing economic integration |         |          |                |             |                |                |                |                          |
| CrossCutting Indicator  | Sex     | Baseline | End-CSP Target | 2022 Target | 2022 Follow-up | 2021 Follow-up | 2020 Follow-up | source                   |
| <b>Target Group:</b> FFA Rural food insecure household - <b>Location:</b> Djibouti - <b>Modality:</b> Food - <b>Subactivity:</b> Food assistance for training   |         |          |                |             |                |                |                |                          |
| Proportion of FLAs/MOUs/CCs for CSP activities screened for environmental and social risk - -   | Overall | 0        | =100           | =100        | 100            |                | 0              | WFP programme monitoring |

Cover page photo © WFP/Lina Mustapha

Populations affected by the impact of the drought receiving food assistance in the village of Dorra, northern Djibouti

**World Food Programme**

Contact info

Mary Njoroge

mary.njoroge@wfp.org

<https://www.wfp.org/countries/djibouti>

# Financial Section

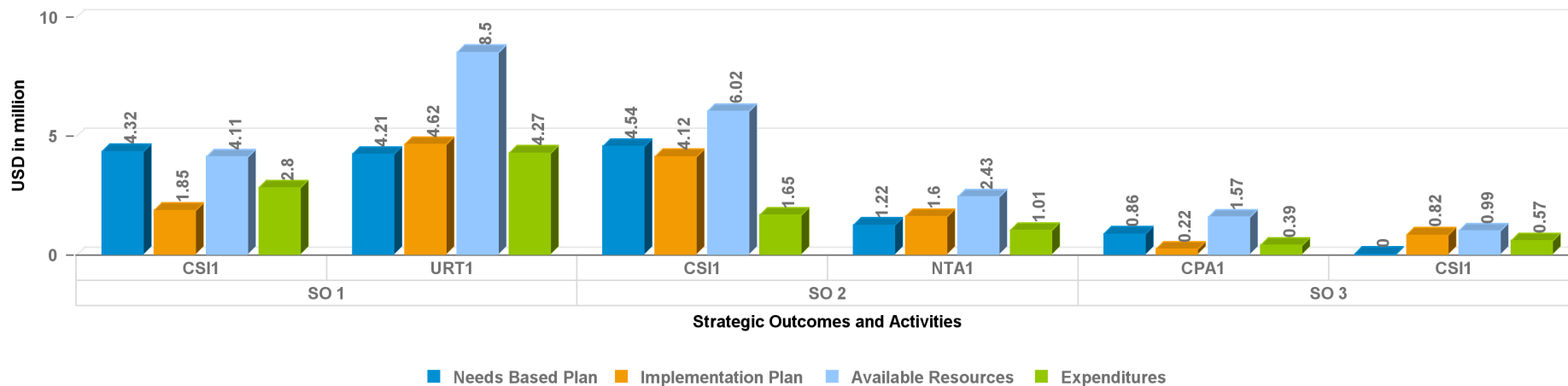
*Financial information is taken from WFP's financial records which have been submitted to WFP's auditors.*

# Annual Country Report

## Djibouti Country Portfolio Budget 2022 (2020-2024)

### Annual Financial Overview for the period 1 January to 31 December 2022 (Amount in USD)

#### Annual CPB Overview



| Code | Strategic Outcome  |
|------|--|
| SO 1 | Refugees, asylum seekers and shock affected populations in the Republic of Djibouti have access to adequate and nutritious food throughout the year  |
| SO 2 | Food insecure Djiboutian in targeted regions and refugees have improved access to food and improved nutrition status by 2025.  |
| SO 3 | Authorities and local partners have enhanced capacity to support the humanitarian community in the Horn of Africa throughout the year  |
| Code | Country Activity Long Description  |
| CPA1 | Provide supply chain services to the Government and humanitarian community (on a full cost-recovery basis)   |
| CS1  | Provide food, cash-based transfers and technical assistance to strengthen a national inclusive, adaptive and nutrition-sensitive social protection system that contributes to reducing hunger and malnutrition, and enhancing economic integration |
| CS1  | Provide vocational training sessions and capacity strengthening in the transport and commodity handling sectors for partners, refugees and local population  |
| CS1  | Strengthen government capacity and support national responses for shock affected populations through contingency plan  |
| NTA1 | Provide malnutrition prevention and treatment, cash-based transfers, nutritious food, and social behavior change communication (SBCC) for targeted populations, while supporting national nutrition programmes                                     |
| URT1 | Provide food assistance and nutrition services, including nutrient rich food and nutrition education and counselling to refugees and asylum seekers living in settlements  |

# Annual Country Report

## Djibouti Country Portfolio Budget 2022 (2020-2024)

### Annual Financial Overview for the period 1 January to 31 December 2022 (Amount in USD)

| Strategic Result | Strategic Outcome   | Activity   | Needs Based Plan | Implementation Plan | Available Resources | Expenditures |
|------------------|---|--|------------------|---------------------|---------------------|--------------|
| 1                | Food insecure Djiboutian in targeted regions and refugees have improved access to food and improved nutrition status by 2025.                       | Provide food, cash-based transfers and technical assistance to strengthen a national inclusive, adaptive and nutrition-sensitive social protection system that contributes to reducing hunger and malnutrition, and enhancing economic integration | 4,540,532        | 4,116,138           | 6,017,688           | 1,652,452    |
|                  |   | Provide malnutrition prevention and treatment, cash-based transfers, nutritious food, and social behavior change communication (SBCC) for targeted populations, while supporting national nutrition programmes                                     | 1,224,702        | 1,595,384           | 2,427,588           | 1,009,918    |
|                  | Refugees, asylum seekers and shock affected populations in the Republic of Djibouti have access to adequate and nutritious food throughout the year | Strengthen government capacity and support national responses for shock affected populations through contingency plan  | 4,323,457        | 1,851,090           | 4,105,178           | 2,801,256    |
|                  |   | Provide food assistance and nutrition services, including nutrient rich food and nutrition education and counselling to refugees and asylum seekers living in settlements  | 4,213,749        | 4,623,477           | 8,496,768           | 4,265,653    |
|                  |   | Non Activity Specific  | 0                | 0                   | 971,010             | 0            |

This computer generated report is certified by the Chief of Contribution Accounting and Donor Financial Reporting Branch (FINC)

# Annual Country Report

## Djibouti Country Portfolio Budget 2022 (2020-2024)

### Annual Financial Overview for the period 1 January to 31 December 2022 (Amount in USD)

| Strategic Result   | Strategic Outcome   | Activity  | Needs Based Plan  | Implementation Plan | Available Resources | Expenditures      |
|--|---|---|-------------------|---------------------|---------------------|-------------------|
| <b>Subtotal Strategic Result 1. Everyone has access to food (SDG Target 2.1)</b>   |   |   | <b>14,302,440</b> | <b>12,186,090</b>   | <b>22,018,233</b>   | <b>9,729,279</b>  |
| 8  | Authorities and local partners have enhanced capacity to support the humanitarian community in the Horn of Africa throughout the year | Provide supply chain services to the Government and humanitarian community (on a full cost-recovery basis)  | 858,166           | 222,000             | 1,572,080           | 387,306           |
|  |   | Provide vocational training sessions and capacity strengthening in the transport and commodity handling sectors for partners, refugees and local population | 0                 | 815,900             | 992,399             | 572,993           |
| <b>Subtotal Strategic Result 8. Sharing of knowledge, expertise and technology strengthen global partnership support to country efforts to achieve the SDGs (SDG Target 17.16)</b> |   |   | <b>858,166</b>    | <b>1,037,900</b>    | <b>2,564,479</b>    | <b>960,299</b>    |
|  | Non SO Specific   | Non Activity Specific   | 0                 | 0                   | 157,484             | 0                 |
| <b>Subtotal Strategic Result</b>   |   |   | <b>0</b>          | <b>0</b>            | <b>157,484</b>      | <b>0</b>          |
| <b>Total Direct Operational Cost</b>   |   |   | <b>15,160,606</b> | <b>13,223,990</b>   | <b>24,740,196</b>   | <b>10,689,578</b> |
| <b>Direct Support Cost (DSC)</b>   |   |   | <b>2,295,018</b>  | <b>2,186,410</b>    | <b>5,377,424</b>    | <b>2,225,893</b>  |
| <b>Total Direct Costs</b>  |   |   | <b>17,455,624</b> | <b>15,410,400</b>   | <b>30,117,620</b>   | <b>12,915,472</b> |
| <b>Indirect Support Cost (ISC)</b>   |   |   | <b>1,070,391</b>  | <b>984,860</b>      | <b>872,731</b>      | <b>872,731</b>    |
| <b>Grand Total</b>   |   |   | <b>18,526,015</b> | <b>16,395,260</b>   | <b>30,990,351</b>   | <b>13,788,203</b> |



Wanee Piyabongkarn  
Chief

Contribution Accounting and Donor Financial Reporting Branch



## Columns Definition

---

### Needs Based Plan

Latest annual approved version of operational needs as of December of the reporting year. WFP's needs-based plans constitute an appeal for resources to implement operations which are designed based on needs assessments undertaken in collaboration with government counterparts and partners

### Implementation Plan

Implementation Plan as of January of the reporting period which represents original operational prioritized needs taking into account funding forecasts of available resources and operational challenges

### Available Resources

Unspent Balance of Resources carried forward, Allocated contribution in the current year, Advances and Other resources in the current year. It excludes contributions that are stipulated by donor for use in future years

### Expenditures

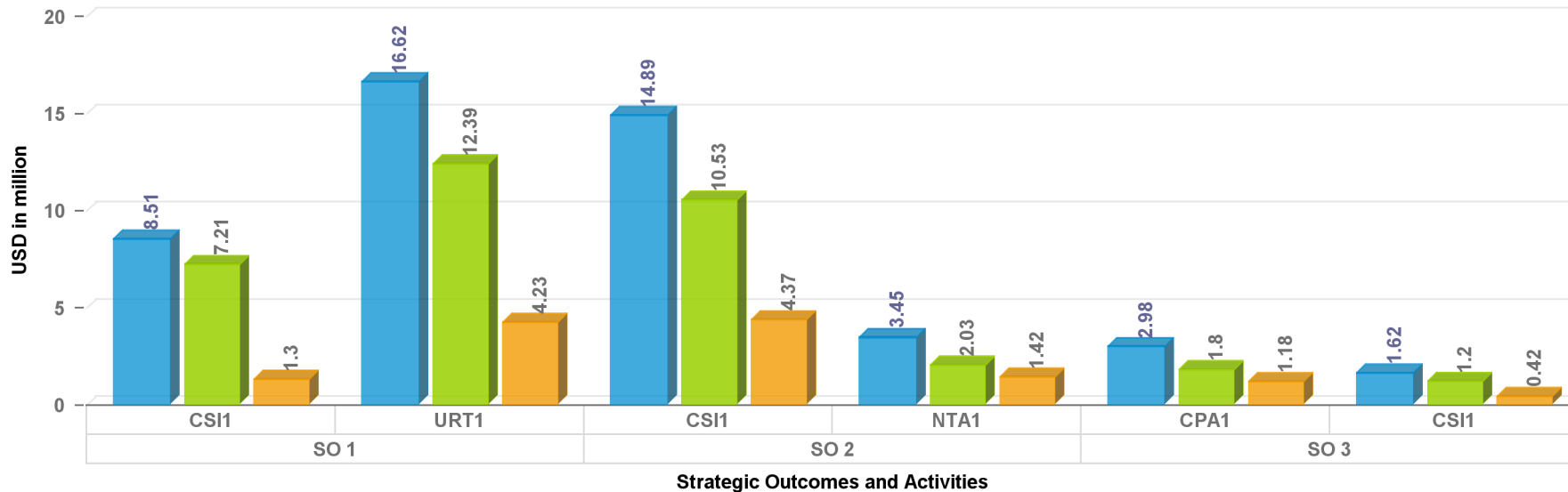
Monetary value of goods and services received and recorded within the reporting year

# Annual Country Report

## Djibouti Country Portfolio Budget 2022 (2020-2024)

### Cumulative Financial Overview as at 31 December 2022 (Amount in USD)

#### Cumulative CPB Overview



■ Allocated Resources ■ Expenditures ■ Balance of Resources

| Code | Strategic Outcome  |
|------|--|
| SO 1 | Refugees, asylum seekers and shock affected populations in the Republic of Djibouti have access to adequate and nutritious food throughout the year  |
| SO 2 | Food insecure Djiboutian in targeted regions and refugees have improved access to food and improved nutrition status by 2025.  |
| SO 3 | Authorities and local partners have enhanced capacity to support the humanitarian community in the Horn of Africa throughout the year  |
| Code | Country Activity - Long Description  |
| CPA1 | Provide supply chain services to the Government and humanitarian community (on a full cost-recovery basis)   |
| CS1  | Provide food, cash-based transfers and technical assistance to strengthen a national inclusive, adaptive and nutrition-sensitive social protection system that contributes to reducing hunger and malnutrition, and enhancing economic integration |
| CS1  | Provide vocational training sessions and capacity strengthening in the transport and commodity handling sectors for partners, refugees and local population  |
| CS1  | Strengthen government capacity and support national responses for shock affected populations through contingency plan  |
| NTA1 | Provide malnutrition prevention and treatment, cash-based transfers, nutritious food, and social behavior change communication (SBCC) for targeted populations, while supporting national nutrition programmes                                     |
| URT1 | Provide food assistance and nutrition services, including nutrient rich food and nutrition education and counselling to refugees and asylum seekers living in settlements  |

# Annual Country Report

## Djibouti Country Portfolio Budget 2022 (2020-2024)

### Cumulative Financial Overview as at 31 December 2022 (Amount in USD)

| Strategic Result | Strategic Outcome   | Activity   | Needs Based Plan | Allocated Contributions | Advance and Allocation | Allocated Resources | Expenditures | Balance of Resources |
|------------------|---|--|------------------|-------------------------|------------------------|---------------------|--------------|----------------------|
| 1                | Food insecure Djiboutian in targeted regions and refugees have improved access to food and improved nutrition status by 2025.                       | Provide food, cash-based transfers and technical assistance to strengthen a national inclusive, adaptive and nutrition-sensitive social protection system that contributes to reducing hunger and malnutrition, and enhancing economic integration | 14,492,518       | 14,894,207              | 0                      | 14,894,207          | 10,528,970   | 4,365,236            |
|                  |   | Provide malnutrition prevention and treatment, cash-based transfers, nutritious food, and social behavior change communication (SBCC) for targeted populations, while supporting national nutrition programmes                                     | 4,163,126        | 3,448,616               | 0                      | 3,448,616           | 2,030,945    | 1,417,671            |
|                  | Refugees, asylum seekers and shock affected populations in the Republic of Djibouti have access to adequate and nutritious food throughout the year | Provide food assistance and nutrition services, including nutrient rich food and nutrition education and counselling to refugees and asylum seekers living in settlements  | 12,950,896       | 16,619,830              | 0                      | 16,619,830          | 12,388,716   | 4,231,114            |

This computer generated report is certified by the Chief of Contribution Accounting and Donor Financial Reporting Branch (FINC)

# Annual Country Report

## Djibouti Country Portfolio Budget 2022 (2020-2024)

### Cumulative Financial Overview as at 31 December 2022 (Amount in USD)

| Strategic Result   | Strategic Outcome   | Activity  | Needs Based Plan  | Allocated Contributions | Advance and Allocation | Allocated Resources | Expenditures      | Balance of Resources |
|--|---|---|-------------------|-------------------------|------------------------|---------------------|-------------------|----------------------|
| 1  | Refugees, asylum seekers and shock affected populations in the Republic of Djibouti have access to adequate and nutritious food throughout the year | Strengthen government capacity and support national responses for shock affected populations through contingency plan | 8,722,128         | 7,603,488               | 910,293                | 8,513,780           | 7,209,858         | 1,303,922            |
|  |   | Non Activity Specific   | 0                 | 971,010                 | 0                      | 971,010             | 0                 | 971,010              |
| <b>Subtotal Strategic Result 1. Everyone has access to food (SDG Target 2.1)</b> |   |   | <b>40,328,668</b> | <b>43,537,150</b>       | <b>910,293</b>         | <b>44,447,443</b>   | <b>32,158,489</b> | <b>12,288,954</b>    |

This computer generated report is certified by the Chief of Contribution Accounting and Donor Financial Reporting Branch (FINC)

# Annual Country Report

## Djibouti Country Portfolio Budget 2022 (2020-2024)

### Cumulative Financial Overview as at 31 December 2022 (Amount in USD)

| Strategic Result   | Strategic Outcome   | Activity  | Needs Based Plan  | Allocated Contributions | Advance and Allocation | Allocated Resources | Expenditures      | Balance of Resources |
|--|---|---|-------------------|-------------------------|------------------------|---------------------|-------------------|----------------------|
| 8  | Authorities and local partners have enhanced capacity to support the humanitarian community in the Horn of Africa throughout the year | Provide supply chain services to the Government and humanitarian community (on a full cost-recovery basis)  | 3,296,885         | 2,979,994               | 0                      | 2,979,994           | 1,795,220         | 1,184,774            |
|  |   | Provide vocational training sessions and capacity strengthening in the transport and commodity handling sectors for partners, refugees and local population | 1,341,401         | 1,616,995               | 0                      | 1,616,995           | 1,197,590         | 419,406              |
| <b>Subtotal Strategic Result 8. Sharing of knowledge, expertise and technology strengthen global partnership support to country efforts to achieve the SDGs (SDG Target 17.16)</b> |   |   | <b>4,638,286</b>  | <b>4,596,990</b>        | <b>0</b>               | <b>4,596,990</b>    | <b>2,992,810</b>  | <b>1,604,180</b>     |
|  | Non SO Specific   | Non Activity Specific   | 0                 | 157,484                 | 0                      | 157,484             | 0                 | 157,484              |
| <b>Subtotal Strategic Result</b>   |   |   | <b>0</b>          | <b>157,484</b>          | <b>0</b>               | <b>157,484</b>      | <b>0</b>          | <b>157,484</b>       |
| <b>Total Direct Operational Cost</b>   |   |   | <b>44,966,954</b> | <b>48,291,624</b>       | <b>910,293</b>         | <b>49,201,917</b>   | <b>35,151,299</b> | <b>14,050,618</b>    |
| <b>Direct Support Cost (DSC)</b>   |   |   | <b>7,218,215</b>  | <b>7,594,616</b>        | <b>140,921</b>         | <b>7,735,537</b>    | <b>4,584,006</b>  | <b>3,151,531</b>     |
| <b>Total Direct Costs</b>  |   |   | <b>52,185,169</b> | <b>55,886,241</b>       | <b>1,051,214</b>       | <b>56,937,454</b>   | <b>39,735,306</b> | <b>17,202,148</b>    |
| <b>Indirect Support Cost (ISC)</b>   |   |   | <b>3,143,073</b>  | <b>2,837,127</b>        |                        | <b>2,837,127</b>    | <b>2,837,127</b>  | <b>0</b>             |
| <b>Grand Total</b>   |   |   | <b>55,328,241</b> | <b>58,723,367</b>       | <b>1,051,214</b>       | <b>59,774,581</b>   | <b>42,572,432</b> | <b>17,202,148</b>    |

This donor financial report is interim



Wannee Piyabongkarn  
Chief

Contribution Accounting and Donor Financial Reporting Branch

## Columns Definition

---

### Needs Based Plan

Latest approved version of operational needs. WFP's needs-based plans constitute an appeal for resources to implement operations which are designed based on needs assessments undertaken in collaboration with government counterparts and partners

### Allocated Contributions

Allocated contributions include confirmed contributions with exchange rate variations, multilateral contributions, miscellaneous income, resource transferred, cost recovery and other financial adjustments (e.g. refinancing). It excludes internal advance and allocation and contributions that are stipulated by donor for use in future years.

### Advance and allocation

Internal advanced/allocated resources but not repaid. This includes different types of internal advance (Internal Project Lending or Macro-advance Financing) and allocation (Immediate Response Account)

### Allocated Resources

Sum of Allocated Contributions, Advance and Allocation

### Expenditures

Cumulative monetary value of goods and services received and recorded within the reporting period

### Balance of Resources

Allocated Resources minus Expenditures