



World Food
Programme

SAVING
LIVES

CHANGING
LIVES

Gambia

Annual Country Report 2022

Country Strategic Plan
2019 - 2024

Table of contents

Overview	3
Context and operations	7
RISK MANAGEMENT	8
Partnerships	9
CSP Financial Overview	11
Programme performance	15
STRATEGIC OUTCOME 01	15
STRATEGIC OUTCOME 02	17
STRATEGIC OUTCOME 03	18
STRATEGIC OUTCOME 04	20
STRATEGIC OUTCOME 05	22
Cross-cutting results	24
PROGRESS TOWARDS GENDER EQUALITY	24
PROTECTION AND ACCOUNTABILITY TO AFFECTED POPULATIONS	25
ENVIRONMENT	26
Data Notes	27
Annex	28
REPORTING ON BENEFICIARY INFORMATION IN WFP'S ANNUAL COUNTRY REPORTS	28
Figures and Indicators	29
WFP CONTRIBUTION TO SDGS	29
BENEFICIARIES BY SEX AND AGE GROUP	30
BENEFICIARIES BY RESIDENCE STATUS	30
BENEFICIARIES BY PROGRAMME AREA	31
ANNUAL FOOD TRANSFER (MT)	31
ANNUAL CASH BASED TRANSFER AND COMMODITY VOUCHER (USD)	31
STRATEGIC OUTCOME AND OUTPUT RESULTS	32
CROSS-CUTTING INDICATORS	44

Overview

The Gambia faced the challenges of the global food crisis and lingering effects of the COVID-19 pandemic and the Russia-Ukraine crisis, climate shocks such as the irregular and heavy rains that caused flooding affecting the livelihoods of the most vulnerable. The refugee influx and internal displacement caused by the insecurity in the neighbouring Casamance province in Senegal was also challenging.

However, WFP continued to operate despite the challenges, delivering timely assistance to the most vulnerable while supporting the national government and communities in strengthening their capacities and resilience in line with the five strategic outcomes of its Country Strategic Plan (CSP) 2019-2022.

In the 4th year of the implementation of the CSP, WFP reached more than 200,000 vulnerable Gambians, 52 percent of whom were female. The CSP has since been extended for one additional year (01 January 2023 - 29 February 2024) to be aligned with the new National Development Plan (NDP 2023-2027) of the Government of The Gambia and the new United Nations Sustainable Development Cooperation Framework (UNSDCF 2023-2027).

In 2022, WFP launched two major multi-sector, multi-year development projects: i) Gambia Agriculture and Food Security Project with the Ministry of Agriculture and the African Development Bank, supporting the home-grown school feeding; and ii) Rural Integrated Climate Adaptation and Resilience Project with the Ministry of Environment, Climate Change and Natural Resources and the Climate Adaptation Fund strengthening the climate resilience of the communities and households.

WFP, as a chair of the UN Inter-agency Disaster Management Working Group, was an active lead in the national emergency interventions and coordination in response to the displacements caused by the conflict in Casamance and the nationwide flooding.

WFP also played a crucial role in evidence generation in the food security sector. The August 2022 WFP mobile Vulnerability and Mapping (mVAM) survey results indicated that shocks such as price hikes, floods, and low agricultural production were perceived as the main amplifiers of food insecurity in the country. The National Food Security Survey 2022 was conducted through WFP's leadership and support to the Government, timely feeding the November 2022 Cadre Harmonise exercise and the latest update (January 2023) of the Common Country Assessment informing the design of the new UNSDCF.

In 2023, WFP plans to diversify its funding sources further to meet its requirements while ensuring the quality implementation of the CSP in close collaboration with the Government and the development partners. WFP will also build on its solid evidence base to contribute to the design of the new UNSDCF and formulate its second-generation CSP that will commence in 2024.

247,703

Total beneficiaries in 2022



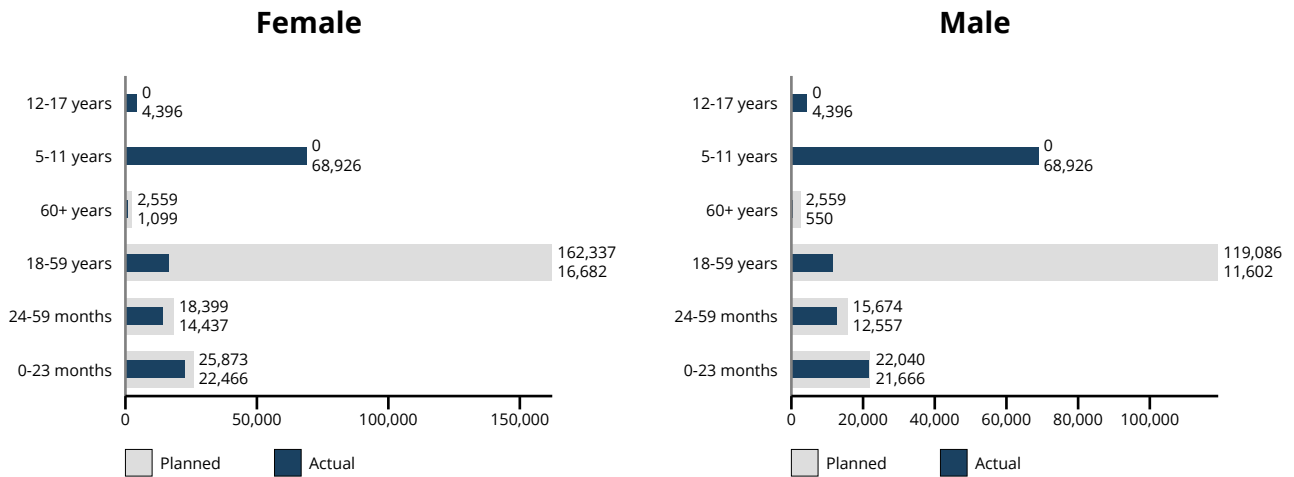
52% female



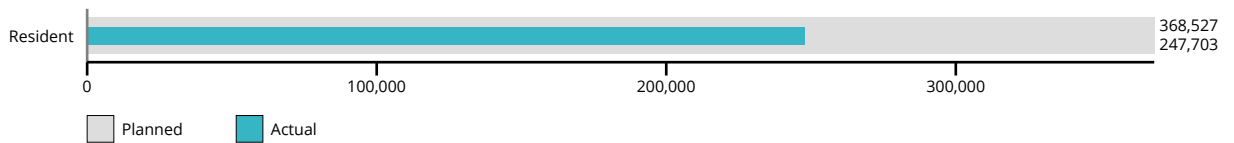
48% male

Estimated number of persons with disabilities: 4,374 (56% Female, 44% Male)

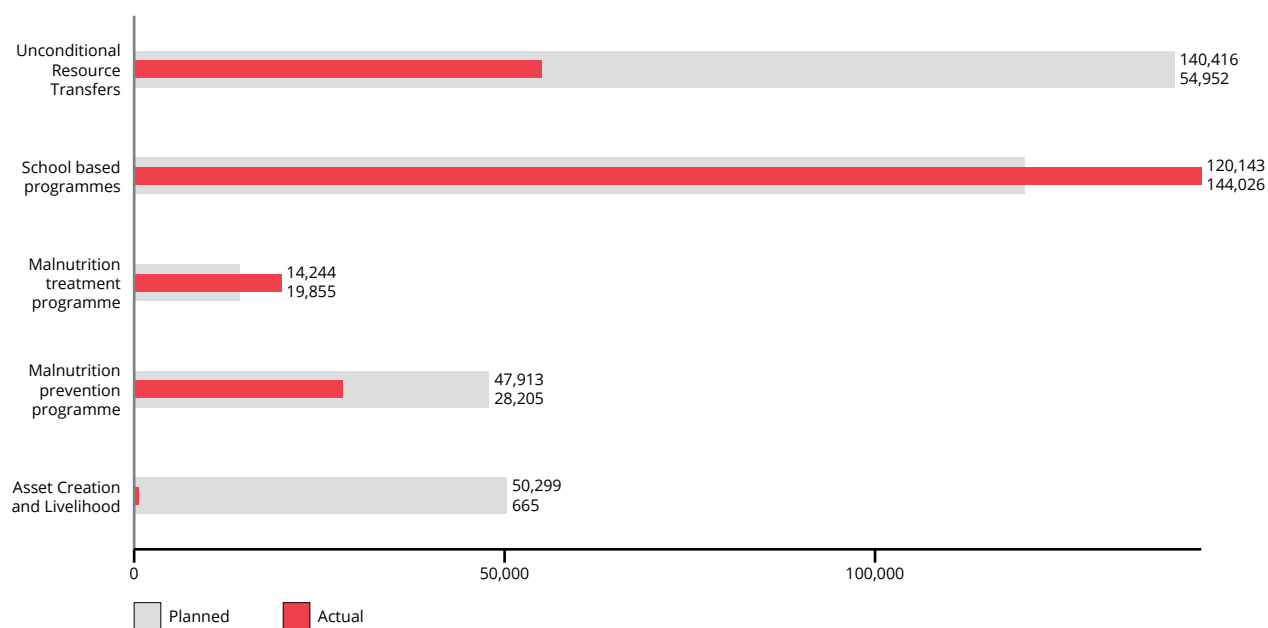
Beneficiaries by Sex and Age Group



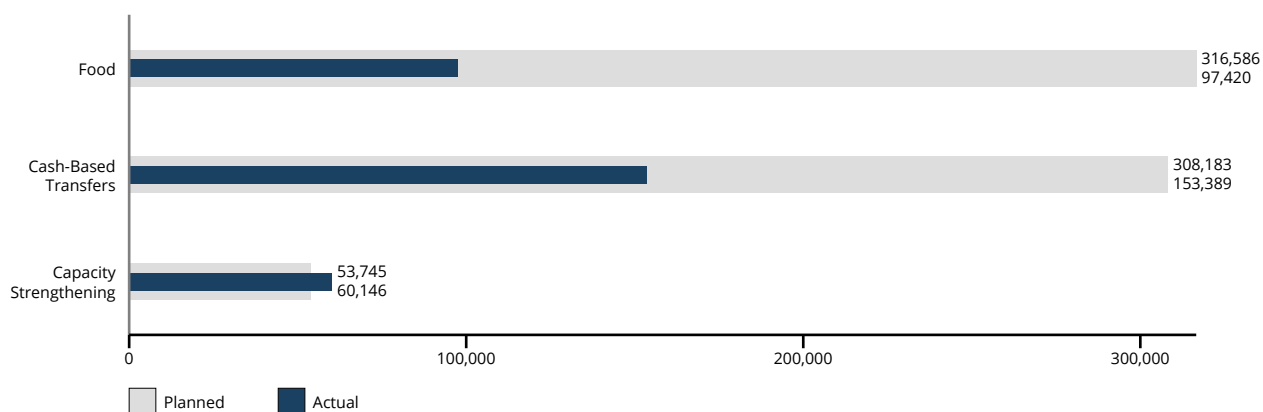
Beneficiaries by Residence Status



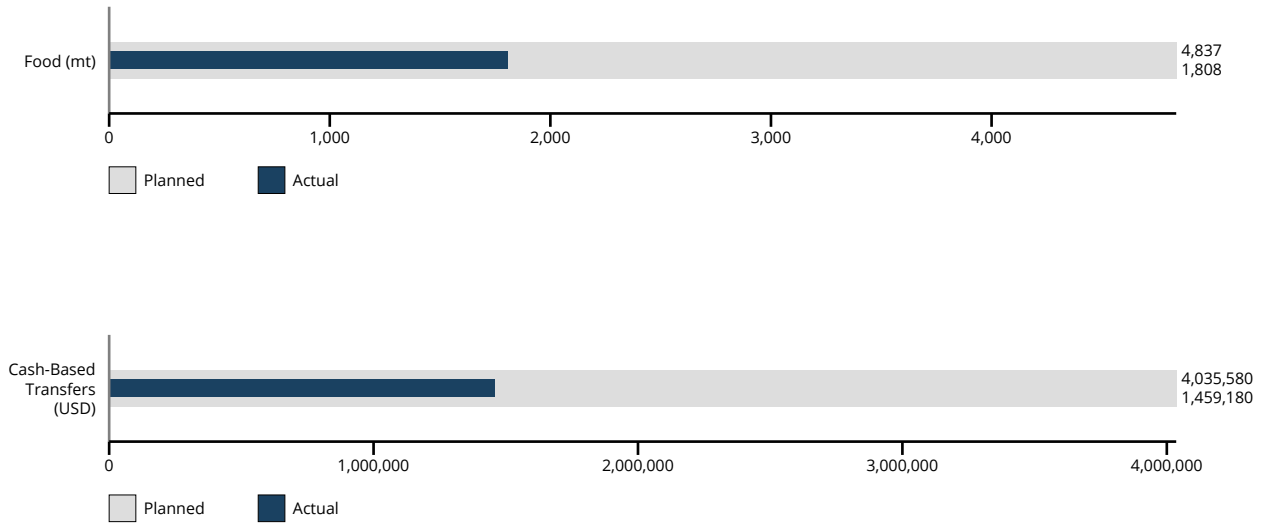
Beneficiaries by Programme Area



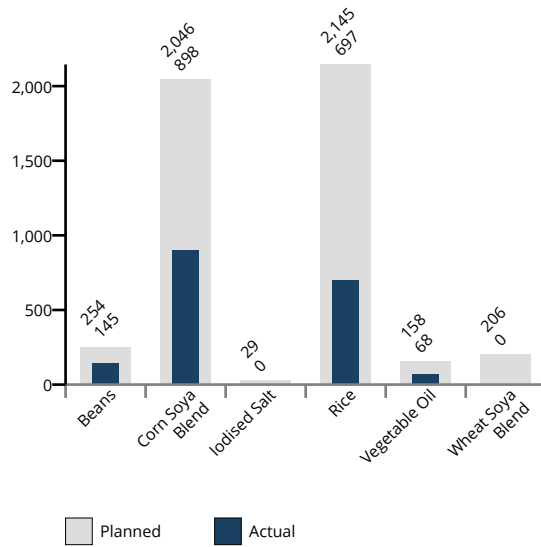
Beneficiaries by Modality



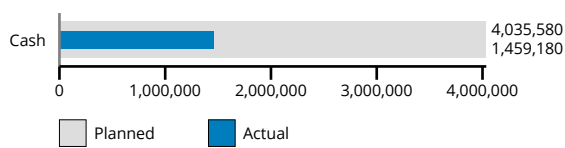
Total Transfers by Modality



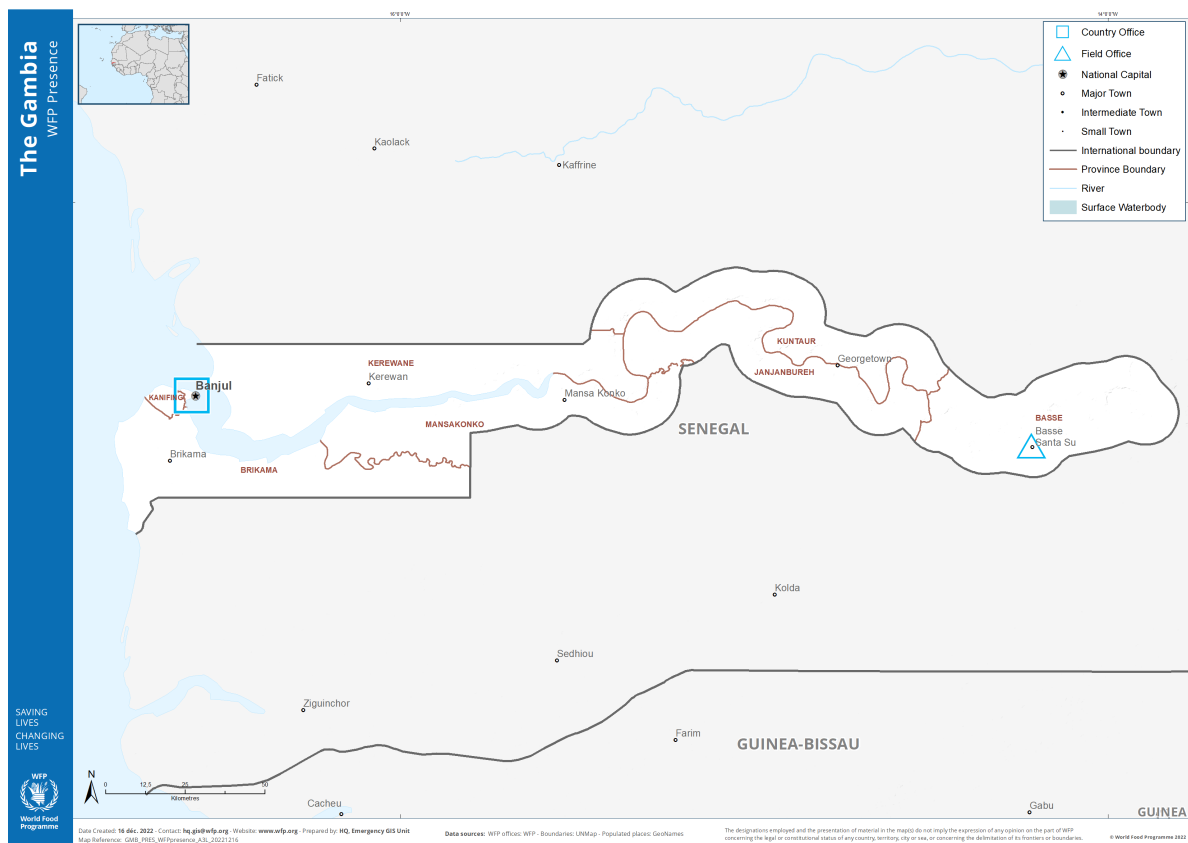
Annual Food Transfer (mt)



Annual Cash Based Transfer and Commodity Voucher (USD)



Context and operations



The Gambia, the smallest country in mainland Africa is located on the West African coast, with a total population of 2.4 million and high population density [1]. The country is classified as a low-income country, with a Gross National Income (GNI) per capita of USD 772.2 in 2021. It ranks 174 out of 191 countries and territories according to the 2021 Human Development Index.[2] The major sources of income of The Gambia remain the agriculture sector, tourism industry and foreign remittances, which collectively occupy 67 percent of GDP, both hit heavily by the COVID-19 pandemic. According to the World Bank's Poverty and Gender Assessment 2022 report, The Gambia's poverty rate has increased to 53.4 percent, mainly due to COVID-19. The report states that before the COVID-19 pandemic, the national poverty rate declined from 48.6 percent in 2015 to 45.8 percent in 2019, with youth unemployment at 41.5 percent (ages 15 -35) (The Gambia Labour Force Survey 2018). Rural populations especially do not meet their required calorie or micronutrient intakes, despite being the source of food production in the country.

The economy, which already faces structural challenges, was greatly affected by the COVID-19 pandemic, with consequent disruption of the trade and tourism sectors, among others. Despite a regain of the gross domestic product (GDP) in 2021 (from - 0.2 percent in 2021 to 5.6 percent in 2021, according to the World Bank [3], it was anticipated that the economy would decelerate in 2022 due to high commodity and fertiliser prices. Supply disruptions due to the war in Ukraine and heavy rainfall resulting in flooding in the most populated urban areas also weakened the economy. The high costs, along with the lingering effects of the COVID-19 pandemic, have negatively impacted accessibility to food by the most vulnerable.

The Gambia is highly vulnerable to natural disasters and impacts of climate changes, such as windstorms, flash floods, wildfires, and soil salinisation due to the rising sea level. All regions have extremely disaster-prone spots where the population is extremely vulnerable to seasonal shocks, especially during the rainy season between June and October. This was demonstrated on July 30th and 31st, 2022, when the country experienced the highest rainfall in the last few decades, recording 276mm. According to NDMA, about 4,000 Households (approx. 42,000 people) were severely affected across the country, with 11 deaths recorded. Many households were internally displaced and lived in temporary shelters as their houses were inundated.

The August 2022 WFP mobile Vulnerability and Mapping (mVAM) survey results indicated that shocks such as price hikes, floods, and low agricultural production are perceived as the main amplifiers of food insecurity in The Gambia. The food consumption patterns of the households continue to deteriorate exponentially while undermining the coping capacity of the population. Almost one out of two households interviewed used one or more coping strategies to meet

their food needs due to insufficient access to food or affordability.

The findings of the October 2022 National Food Security Survey (NFSS) led by the Government, WFP, and FAO showed that despite the ongoing harvest, moderate and severe food insecurity remained very high in the same areas identified by the 2021 Comprehensive Food Security and Vulnerability Assessment (CFSVA) (Kuntaur, Janjanbureh and Mansakonko). This survey revealed the highest prevalence of Food insecurity compared to the previous studies (CFSVA 2011: 5 percent; CFSVA 2016: 8 percent; CFSVA 2021: 13.4 percent and the NFSS: 26.5 percent). Central River Region recorded the highest prevalence of food insecurity. In addition, according to the results of the November 2022 Nutrition Surveillance survey (conducted by WFP, UNICEF and the National Nutrition Agency), critical levels of malnutrition have been recorded in six out of eight Local Government Authorities [4].

The recent *Cadre Harmonise* further corroborated the above findings concluded in December 2022. The results revealed that the country has been experiencing the highest number of food-insecure people since 2017. About 207,666 people (representing 8.5 percent of the total population in the analysed regions) were in food insecurity situations of crisis (IPC3) and emergency (IPC4), which called for an urgent need for support for the affected households. In the upcoming lean season July-August-September 2023, about 319,600 people (representing 13 percent of the population would potentially be food insecure (Crisis and Emergency phases), including 19,500 people in the emergency phase of the IPC. This represents an increase of 55 percent compared to last year and more than 100 percent (162.4 percent) compared to the past five years.

In addition, 772,600 people have reduced and minimally adequate food consumption and cannot afford some essential non-food expenditures without engaging in irreversible coping strategies.

In the context of this uncertain outlook, in 2022, WFP continued implementing activities in The Gambia under the Country Strategic Plan (CSP 2019-2024), aiming to maintain critical life-saving interventions while simultaneously re-prioritizing livelihood support. WFP focused most of its available resources on meeting the basic food requirements of the most vulnerable communities. Under strategic outcome 1- Crisis Response, which serves as a contingency mechanism that enables WFP to respond rapidly to shocks. Under Strategic Outcomes 1 and 5, crisis response and resilience-building activities were also implemented to strengthen national capacities in emergency response, climate-smart adaptation, and disaster risk reduction. The country office benefitted from UN CERF and WFP's Immediate Response Account to support emergency response during the devastating floods of July 2022.

Under Strategic Outcome 2, WFP continued implementing the home-grown school feeding programme in collaboration with the Government across the four regions in the country covered by WFP. Under Strategic Outcome 3, WFP aimed to sustain the nutrition support to address the nutritional needs of children and pregnant and lactating women and girls through treatment and prevention of malnutrition interventions especially considering the increased challenges to food access. Under Strategic Outcome 4, WFP focused on enhancing the capacities of smallholder farmers through various interventions that include risk transfer through macro-parametric insurance.

Risk Management

The Gambia faces a high risk of natural disasters and climate change. In September 2022, The Gambia experienced its worst flooding in nearly half a century, affecting the whole country. Heavy windstorms and flash floods caused damage to infrastructure and livelihoods displacement, affecting over 40,000 people. In response, The United Nations Country Team reactivated the UN inter-agency disaster risk management working group, with WFP as the leading agency. WFP immediately responded by providing food and cash relief to the affected household and families.

Since the war in Ukraine started, prices of agricultural inputs, such as chemical fertilisers, have highlighted the unfavourable dependency on imported inputs at the detriment of food accessibility. The War in Ukraine has triggered a significant disruption in the global supply chain, and farmers could not afford the required quantity of fertilisers due to the high prices; this, in turn, led to poor harvest for farmers, causing the highest level of food insecurity in the country.

High food prices, flash floods and windstorms continued to be major risks in the country's effort to fight food insecurity. The November 2022 *Cadre Harmonise* warned that food insecurity has worsened, and the trend will continue in 2023 if urgent action is not taken.

WFP continued its business continuity plan to guide regular review and assessment of risks and define appropriate mitigation measures across its activities. The 2022 risk register has been reviewed regularly as part of the annual performance plan.

Partnerships

In 2022, WFP continued to strengthen its partnerships with a wide range of partners, particularly the Government of The Gambia as well as key humanitarian and development partners and the donor community at the country level while leveraging on its ability to provide timely assistance to the most vulnerable communities thanks to its field presence.

WFP strengthened its strategic partnerships with various government ministries, including the Office of the Vice President, whose leadership was instrumental in enhancing the coordination and working relationship between WFP and institutions under its purviews, such as the National Disaster Management Agency (NDMA) and the National Nutrition Agency (NaNA). With NaNA and the Ministry of Health, the partnership continued in the nutrition sensitivity of social protection programmes through better coordination, targeting, and effective transfer modalities. WFP and the Islamic Development Bank are exploring ways to support the Government in ensuring the sustainability and expansion of the home-grown school feeding programme.

WFP further solidified partnerships with resident development partners by co-chairing the zero-hunger thematic working group comprising UN partners and the donor community, converging on activities supporting SDG2. By sharing regular updates on key food security data and highlighting operational challenges, WFP enhanced advocacy for funding-raising and information-sharing purposes. WFP held bilateral meetings with key government and donor partners, which helped to consolidate WFP's position and open the door to improved partnerships.

Following the worst floods witnessed by the country in the last few decades, WFP was at the forefront of the emergency response to over 40,000 affected people nationwide. As the UN inter-agency working group chair for disaster risk management, WFP supported the resident coordinator's office hosting the United Nations Disaster Assessment and Coordination (UNDAC) specialists deployed to the country for the relief efforts while ensuring effective coordination and information sharing.

While leveraging UN partnerships, WFP provided flood response assistance in coordination with UNICEF. Flexible funding and United Nations Central Emergency Response Fund played a critical catalytic role in allowing timely response to about 50,000 people in the floods-affected populations as well as the severely food insecure. Enhanced advocacy surrounding the flood response and humanitarian situation led to the attraction of non-traditional donors for WFP Gambia, who provided top-up funding to support humanitarian efforts.

Partnerships with UN agencies served to leverage respective expertise, enabling WFP to ensure efficient programme implementation and further progress towards achieving the 2030 Sustainable Development Goals. Under the leadership of the resident coordinator's office, WFP also led the collaboration with Food and Agriculture Organization (FAO), UNICEF and United Nations Population Fund (UNFPA) to develop a joint proposal for UNSDG fund secretariat under the Development Emergency Modality to conduct an Impact assessment of the global security and inflation crisis on food security, nutrition, and livelihood of people in The Gambia and support the development of an evidence-driven shock-responsive social protection system.

WFP and French Embassy in Banjul facilitated the Government of The Gambia to join the School Meals coalition. The President of the Republic signed the 'Declaration of Commitment' to join the Global School Meals coalition in 2021. Leveraging on this commitment, WFP extended its partnership with France and Japan to support nutrition supplementation for children aged 6-24 months and pregnant and lactating women and girls and the school feeding programme.

WFP continued collaboration with the University of The Gambia in data collection. During the July 2022 flood response, University students supported WFP with beneficiary follow-up under the framework of the Memorandum of Understanding between the two parties.

WFP continued to support the Common Country Analysis, which was finalised in 2022, highlighting key developmental challenges and opportunities. WFP also supported the validation of the new National Development Plan and the United Nations Sustainable Development Cooperation Framework. WFP will ensure its new Country Strategic Plan (2024-2028) aligns with those key priorities.

WFP continued to partner with local private sector actors to pilot the production of fortified rice with the longer-term aim of the project to be linked to the home-grown school feeding programme - to increase nutrition intake for children and to provide a market for smallholder farmers.

WFP co-chairs the Scaling Up Nutrition Business Network (SBN) in The Gambia, a private sector initiative that mobilises businesses to act, invest and innovate to improve nutrition and food safety. Due to its effective advocacy and connection to the global Scaling Up Nutrition (SUN) movement, the Government recognised the need for private sector

engagement around nutrition. Members of the SBN The Gambia were trained through capacity-building workshops, receiving technical guidance from WFP.

The government has recognised the role of the private sector around nutrition; one of the strategies stated in the National Nutrition Policy 2021-2025 indicates the need to coordinate the development of partnerships with the public, private sector and CSOs in the prevention and management of diet-related Non-Communicable Diseases (NCDs); and advocate for and pursue collaboration with both public and private sector investment in nutrition programs.

SBN Gambia, in 2023, will work with the government to develop the Enabling Business to Advance Nutrition Index (EBANI) report for the Gambia and the private sector's participation in production, processing, availability and access to safe and safe and nutritious food for all.

CSP Financial Overview

WFP Gambia continued to implement its Country Strategic Plan (CSP) 2019 - 2024 while adapting to the evolving context through a budget revision approved in 2022, extending the CSP to 2024. The extension allows WFP to align its 2G-CSP with the National Development Plan (2023-2027) and the United Nations Sustainable Development Cooperation Framework (2023-2027). The revisions increased the total country portfolio budget from USD 66.5 million to USD 83.6 million.

Overall, WFP's five strategic outcomes (SOs) were funded at 148 percent of the annual needs-based plan of USD 17.4 million, compared to 51 percent in 2021. The increase in the funding level is due to multi-year earmarked funding received in 2022 thanks to joint Government and WFP fundraising efforts and collaboration. Gambia remains among the top two donors for WFP Gambia from 2017 to date, providing 35 percent of contributions received through direct donation and joint fundraising with WFP.

In 2022 (about 38 percent) of the contributions were earmarked at the strategic outcome level. This inflexibility made it difficult for WFP to allocate funds, particularly to the least resourced strategic outcome - Strategic Outcome 3, preventing malnutrition among Children aged 6 to 59 months during the lean season.

The 54 percent of the resourced annual requirement for strategic outcome 1 focused on crisis responses for people affected by the COVID-19 pandemic food insecurity during the lean season. WFP, in partnership with Government, provided assistance in the form of food and cash-based transfers to vulnerable communities. The approval of advance financing of USD 1 million for this SO allowed WFP to respond immediately to 32,103 flash flood victims in the country.

Strategic outcome 2, which focused on providing school meals to school children and capacity strengthening to government institutions and communities for a Home-Grown School Feeding Programme, was resourced at 76 percent of the annual requirement. The favourable resourcing situation enabled WFP to support the government with its school feeding programme, promote better education outcomes and improve children's health and nutrition status.

The resourcing situation was less positive for strategic outcome 3, treatment and prevention of malnutrition. WFP only received 27 percent of the annual needs-based plan requirement this year. As a result, the number of targeted beneficiaries and feeding days were reduced. The lean season support to children under five was suspended, leaving many vulnerable children without assistance.

For strategic outcome 4 - capacity strengthening of smallholder farmers and providing them access to markets, including linkage to the Home-Grown School Feeding Programme, was resourced at 65 percent of the annual needs-based plan requirement. The multi-year contributions received in 2022 focused on the capacity strengthening of national and sub-national institutions towards zero hunger.

The late receipt of contributions (towards the last quarter of the year) and the setting up of the required structures for project implementation resulted in a gap between expenditure and available resources for all SOs. Available resources will be carried forward to 2023 and continue operations in 2023.

In 2023, WFP will continue strengthening its partnership with the Government to ensure the success of WFP's programmes while continuously negotiating for more flexible funding.

Annual CSP Financial Overview by Strategic Outcome (Amount in USD)

	Needs Based Plan	Implementation Plan	Available Resources	Expenditure
SR 1. Everyone has access to food	9,390,916	3,589,130	5,845,388	2,859,653
SO01: Crisis-affected populations, including those impacted by seasonal shocks are able to meet their basic food and nutrition needs during and in the aftermath of crises	5,954,483	1,471,318	3,242,621	1,015,584
Activity 01: Provide food assistance and SBCC-related trainings to crisis-affected populations and strengthen capacity of national partners to respond to crises.	5,954,483	1,471,318	3,242,621	1,015,584
SO02: Food insecure populations, including school-aged children have access to adequate and nutritious food all year-round	3,436,433	2,117,811	2,602,767	1,844,069
Activity 02: Provide school meals to pre-and primary school children vulnerable to food insecurity during the school year, and strengthen capacity of local government to manage school meal programmes as a national safety net.	3,436,433	2,117,811	2,602,767	1,844,069
Non-activity specific	0	0	0	0
SR 2. No one suffers from malnutrition	3,869,193	861,383	1,027,483	849,013
Non strategic outcome, non activity specific	0	0	0	0

SO03: Nutritionally vulnerable populations in targeted areas including children, pregnant and lactating women and girls have improved nutritional status in line with national targets.	3,869,193	861,383	1,027,483	849,013
Activity 03: Provide comprehensive nutrition programming, including nutritious foods to pregnant or lactating women and girls and children under five to prevent or treat acute and chronic malnutrition, complemented by support to government on management of nutrition programmes.	3,869,193	861,383	1,027,483	849,013
SR 3. Smallholders have improved food security and nutrition	1,809,240	1,809,240	1,175,158	251,811
SO04: Food-insecure smallholder farmers, and communities in targeted areas, have enhanced livelihoods and resilience to better meet food security and nutrition needs all year round	1,809,240	1,809,240	1,175,158	251,811
Activity 04: Provide supply chain and market support (including HGSP) to farmers to increase productivity and access to markets, complemented by community asset creation through FFA	1,809,240	1,809,240	1,175,158	251,811
Non-activity specific	0	0	0	0
SR 5. Countries have strengthened capacity to implement the SDGs	697,896	697,896	1,046,382	751,774
SO05: National and subnational institutions have strengthened capacity to meet Zero Hunger Targets	697,896	697,896	1,046,382	751,774

Activity 05: Provide technical support to the Government on (i) policy coherence between relevant policy instruments under the NDP (ii) the implementation of the National Social Protection Policy, with a focus on a gradual transition to government ownership of the home-grown school meals programme, (iii) national management of nutritional programmes and (iv) disaster preparedness and shock response systems	697,896	697,896	1,046,382	751,774
Non-activity specific	0	0	0	0
Non-strategic result	0	0	15,155,450	0
Total Direct Operational Costs	15,767,247	6,957,650	9,094,413	4,712,253
Direct Support Costs (DSC)	602,537	602,537	1,048,084	851,493
Total Direct Costs	16,369,784	7,560,188	10,142,497	5,563,746
Indirect Support Costs (ISC)	1,064,036	491,412	446,223	446,223
Grand Total	17,433,820	8,051,600	25,744,171	6,009,969

Programme performance

Strategic outcome 01: Crisis-affected populations, including those impacted by seasonal shocks are able to meet their basic food and nutrition needs during and in the aftermath of crises



54,952 people affected by crisis/shocks supported with **food assistance**



WFP provided food assistance in the form of **cash transfers** to **51,200** flood affected people



1,200 Households approximately **12,250** people in Foni, West Coast Region were supported with **cash transfer**

The heavy rains in July and August 2022 caused the worst floods across all regions of The Gambia in almost half a century. The initial assessment conducted by the National Disaster Management Agency (NDMA) and partners, including WFP, identified the most urgent needs of affected populations, including food, shelter, water, sanitation, and hygiene (WASH). As a result, WFP provided food assistance through cash transfers to 51,200 affected people, targeting primarily internally displaced households, those who had lost food and livelihoods, pregnant and lactating women and girls, and malnourished children. Each household received a cash transfer of USD 44 monthly for three months. The cash was aimed at covering the beneficiary households' basic food needs and replenishing their food stocks lost by the floods.

The initial response was expedited using the corporate 72-hour rapid cash response mechanism, with the Gambia being the first country in WFP to use such a mechanism. The 72-hour cash response ensured timely cash delivery when people needed it most- immediately following the emergency. WFP staff were actively involved alongside the CP in helping to implement the approach following the corporate standards while ensuring the risks were mitigated. The approach ensured the turnaround time was far quicker than WFP Gambia's usual mobile money approach. The subsequent cash delivery was through mobile money once there was sufficient time to distribute SIM cards.

Furthermore, the intermittent and protracted conflict in Casamance (southern region of Senegal) flared up again in early 2022. This affected about 18,600 Gambians and Senegalese that crossed the border into The Gambia.

WFP provided food assistance to 1,200 Households, approximately 12,250 people in Foni, West Coast Region. The targeted population included refugees from Senegal and Gambian residents who fled their villages near the border with Casamance and host families for three months (April, May, and June). The transfer modality was a monthly cash transfer of USD 44 for each targeted household.

In 2021, the government of The Gambia provided food assistance through WFP to food-insecure populations affected by the COVID-19 pandemic. However, a hand-over of food assistance of 51MT of rice was done in Sami District and reached 4,488 people Central River Region in May 2022. The carryover activities were due to delays caused by challenges faced by the government in supplying the rice.

WFP's work has been based on a deliberate strategy to promote gender equity by including gender targeting in crisis response programs. Special targeting criteria prioritising female-headed households have been included in food assistance and cash transfer programmes, with a Gender Age Marker of 3. Furthermore, pregnant and lactating women have been a critical group targeted for assistance through WFP's crisis response-related food and cash assistance programmes.

WFP GENDER AND AGE MARKER

CSP ACTIVITY	GAM MONITORING CODE
Provide food assistance and SBCC-related trainings to crisis-affected populations and strengthen capacity of national partners to respond to crises.	3

Strategic outcome 02: Food insecure populations, including school-aged children have access to adequate and nutritious food all year-round



96,057 children were provided with **daily hot meals** in **321 schools** across three regions



470 food management committee members were trained in **procurement strategies and approaches**



959.44 mt of **locally produced rice and beans** valued at **USD765,103** was procured locally and delivered to schools in North Bank Region

Through strategic outcome 2, WFP provided daily hot meals for 96,057 children representing 79 percent of its distribution plan, with 53 percent girls, in the Upper River Region, Central River Region and North Bank Region in The Gambia. Each meal provided each child with 580 kcal daily on average.

In 2022, WFP supported women working in the fisheries value chain, which supplies dried fish to schools under the HGSP programme. The local procurement also involved an aggregator consolidating produce from over 800 smallholder farmers in the Central River region. WFP took two transfer modalities: cash-based transfer and in-kind food transfer, depending on donors' preference and through consultations with the Government and communities. In 2022, **WFP transferred USD 836,121 to schools in Upper River and Central River regions for school-level food procurement while 959.44 MT of locally produced rice and beans valued at USD765,103 was procured locally and delivered to schools in North Bank Region.**

In partnership with the Ministry of Health and the Ministry of Basic and Secondary Education (MoBSE), **a deworming and vitamin A supplementation campaign was conducted to reduce micronutrient deficiencies and improve the health and nutritional status of school children. The campaign was part of a holistic approach to providing comprehensive school health and nutrition program** by addressing vitamin A deficiency and high worm infestation in children. 19,500 children in 87 schools were reached.

Three hundred fifty-six women school cooks, three regional school feeding focal points, and 23 monitors from 178 schools were trained on food preparation, food safety and hygiene, nutrition education, kitchen management and a practical cooking demonstration and use of biofortified food products. The Food Technology Unit of the Ministry of Agriculture, in partnership with the School Agriculture and Food Management Unit of the Ministry of Health and the Ministry of Basic and Secondary Education, facilitated the training.

In all the schools supported by WFP and the government, local procurement trainings were also provided to the community. Such capacity strengthening aimed to enable a smooth transition to a nationally owned school feeding programme, enhanced livelihoods and resilience for better food and nutrition security at the school level. **WFP incorporated 47 new schools into the HGSP in 2022.** With this shift, 470 food management committee members were trained in procurement strategies and approaches.

WFP continued to provide operational support in school feeding in four out of the six regions. The Government directly implements school feeding in Lower River and West Coast regions. WFP continued to maintain a staff member seconded to the Ministry of Health and the Ministry of Basic and Secondary Education to continue supporting the government's food and cash distribution planning.

In 2022, WFP supported the Ministry of Health and the Ministry of Basic and Secondary Education in reactivating the national steering committee for school feeding comprising five sectors relevant to school feeding, including the Ministry of education, Health, Agriculture, Finance and Social Protection.

In supporting country capacity strengthening, WFP and World Bank launched an impact evaluation exercise for the country's school feeding programme in collaboration with the AfDB. Detailed planning and other preparatory activities were completed in 2022. Data collection will begin in early 2023.

The gross enrolment rate at the Lower basic level (primary school) increased by 3.3 percent (national average) by the end of December 2022. Cumulatively in the three regions supported by WFP, enrolment increased by 4.6 percent by the end of 2022. In Central River Region, the enrolment increased as high as 9.3 percent.

Strategic outcome 03: Nutritionally vulnerable populations in targeted areas including children, pregnant and lactating women and girls have improved nutritional status in line with national targets.



22,169 children aged 5-69 months were provided with monthly food rations for the **treatment of Moderate Acute Malnutrition (MAM)**



4,500 malnourished pregnant and lactating women and girls, and mothers living with HIV received monthly food rations of **specialized nutritious food**



35,437 people were reached with Social and Behavioral Change Communication through community engagement on **dietary, care, and sanitation practices**

Working in partnership with the Government and other stakeholders, WFP provided nutrition assistance and Social and Behavioural Change Communication to targeted groups of beneficiaries.

The Gambia still suffers a high burden of malnutrition, which poses a high cost to human capital with intergenerational effects. In addition, according to the November 2022 Nutrition Surveillance survey results, the national prevalence of Global Acute Malnutrition (GAM) is estimated at 10.3 percent. Furthermore, critical levels of malnutrition have been recorded in six out of eight Local Government Authorities: Mansakonko (11.9 percent), Janjanbureh (11.3 percent), Kerewan (11.2 percent), Banjul (11.1 percent), Basse (10.3 percent) and (Kuntaur 10 percent). The prevalence of underweight is 14.3 percent, while the rate of stunting observed nationally is 17.1 percent. The 2018 Gambia Micronutrient Survey also shows anaemia prevalence amongst children (6-59 months) and pregnant women at 50.4 percent and 56.8 percent, respectively.

With the emergence of COVID-19, all progress and gains made are at risk, and some nutrition indicators (wasting and underweight) have started showing signs of reversal of previous gains. The deep-rooted issues of poverty, food insecurity, poor dietary choices and complementary feeding practices, poor caretaking practices, frequent infections such as diarrhoea, and poor maternal nutritional status are persistent.

WFP provides nutrition supplementation to children 6-59 months, Pregnant and Lactating Mothers/Girls and People Living with HIV to treat or prevent acute and chronic malnutrition. This is done in close collaboration with the Government partners, the Health Promotion and Education Directorate under the Ministry of Health and the National Nutrition Agency, which coordinates all nutrition activities and works together to support nutrition activities.

In sustaining the reduction of stunting and cushioning vulnerable groups against increasing food insecurity, WFP conducted a **stunting prevention activity** at the beginning of the year (January and February) peak of the lean season (August- October) in the most food and nutrition insecure regions reaching 6036 children 6-23 months. A total of 452 MT of Supercereal plus was distributed to children 6-23 months with a ration of 6 kgs every month. Furthermore, leveraging the 1000-day window of opportunity to address malnutrition, 3,310 pregnant and lactating women were provided food supplementation in the regions with the highest stunting rates. Each PLW received 6kgs of Super cereal with sugar and Oil 0.75L per month for three months.

As a result of the high prevalence rates of wasting, children 6-59 months are screened, and those with MUAC reading from 11.5 - 12.4 cm or referrals from the severe acute malnutrition treatment were enrolled into the **moderate acute malnutrition treatment** and given a monthly ration. Due to resource constraints, the treatment programme could not cover all the rural regions but the three regions with the highest wasting rates as per the 2021 CFSVA report. Five thousand three hundred fifty-five children received monthly food rations (6 kgs per month) of specialised nutritious food of Super cereal plus. Four thousand five hundred PLW/G benefited from the treatment of malnutrition program by receiving 6 kgs of super cereal with sugar and 0.75L of oil monthly. The criteria set to enrol beneficiaries in the program are mothers with MUAC <23cm, HIV positive and < 18 years. While the post-distribution monitoring did not specifically look at the reasons for the default rate and non-response rate, the possible reason includes the frequent pipeline breaks, delays in the arrival of SNF commodities, the widespread impact of the 2022 floods causing population displacement in the same regions, and additionally, the sudden widespread transfer of community health nurses caused a vast capacity gap at field level in the delivery of the MAM program. These issues are, however, being addressed with the training of more field partners and more engagement by the nutrition team in the supply chain processes.

Social and Behavioural Change Communication (SBCC): raising awareness on infant and child feeding, health and care practices, nutrition education and counselling is conducted at distribution sites before the commencement of distribution. This is done in all the 100 distribution points, including the non-primary health care villages. Community Health Workers at health facilities also provide SBCC to mothers, caregivers, and adolescent girls. A total of 9,346 people were reached with SBCC through the awareness messages focusing on exclusive breastfeeding, hygiene, food preparation, and consumption of locally available diversified food to boost nutrition status.

Furthermore, the associations supporting people living with HIV (PLHIV) in the Lower River Region, North Bank Region, Central River Region, and Upper River Region were sensitised on the importance of good nutrition while on ART, exclusive breastfeeding of infants born to HIV positive mothers and the Importance of utilisation of family planning services. In partnership with National Aids Control Programme and the Regional Social workers, 45 participants (36 female and nine male) were part of the SBCC and are expected to share with their PLHIV support society members.

In addressing data gaps on nutrition, WFP, in partnership with the National Nutrition Agency and UNICEF, initiated a **community sentinel surveillance** that collects data on Stunting, Wasting, Underweight, Minimum Dietary Diversity, and Minimum Acceptable Diet. The sentinel surveillance that started in Nov 2022 will be conducted once or twice yearly to support the *Cadre Harmonise* food security analysis.

The **Scaling Up Nutrition Business Network (SBN)** is a private sector initiative that mobilises businesses to act, invest and innovate to improve nutrition. Due to its effective advocacy and connection to the global Scaling Up Nutrition (SUN) movement, the Government recognised the need for private sector engagement around nutrition. Members of the SBN The Gambia were trained through capacity-building workshops, receiving technical guidance from WFP. A reconvergence of members was conducted to develop a Terms of Reference for SBN Gambia, make Nutrition Commitments and promote workplace nutrition amongst SBN member businesses, who are heavily involved in food production and processing industries. Areas of interest for members included processing and marketing local cereals, legumes, fruits and vegetables, poultry rearing, milk processing, small ruminants rearing, beekeeping, moringa processing, and mango exportation.

Gender and age were fully integrated into the nutrition activities resulting in the Gender and Age Marker monitoring code of 4. The nutrition data is aggregated by gender, and female beneficiaries consistently exceeded the male ones in the treatment programme for the children. During distributions, the participation of men is always encouraged to ease the burden on women, being the only ones coming up to collect rations.

WFP GENDER AND AGE MARKER

CSP ACTIVITY	GAM MONITORING CODE
Provide comprehensive nutrition programming, including nutritious foods to pregnant or lactating women and girls and children under five to prevent or treat acute and chronic malnutrition, complemented by support to government on management of nutrition p	4

Strategic outcome 04: Food-insecure smallholder farmers, and communities in targeted areas, have enhanced livelihoods and resilience to better meet food security and nutrition needs all year round



990 fishmongers (880 **women**) benefited from the **facility-based supply chain** support to reduce post-harvest losses



Trained **761 women in business management, financial literacy, and gender mainstreaming** to enhance their managerial and business skills



WFP developed the **capacity of 60 women in fabricating eco-stoves** to reduce greenhouse gasses emission and minimize deforestation.

WFP continued to support the government's risk transfer initiative by participating in the ARC Replica programme for the fourth year and provided macro-parametric insurance coverage for drought-related risks for the 2022/23 agricultural season, covering the whole country. This covered 49,902 potential drought-affected persons with a USD 2.74 million crop insurance policy. The Department of Water Resources report covering July-August-September shows that the 2022 rainfall season underwent more variability than the 2021 season, with events such as early to normal onset, late or normal withdrawal of rains and short to average dry spells. This was confirmed by the Africa RiskView report 2022/2023, which showed that the rainfall distribution within the sowing window of the 2022/2023 season was characterised by poor performance in parts of The Gambia that led to failure in planting. The planting failure affected a total of 153,902 people who needed food assistance. Consequently, ARC Ltd announced a pay-out of USD187,641 to WFP for the response, and the government will also receive a similar amount. WFP will use the pay-out for unconditional cash transfer, targeting selected vulnerable households in 2023 per the approved WFP ARC Replica Operational plan.

The implementation of the five-year project funded by the Climate Adaptation Fund "Rural Integrated Climate Adaptation and Resilience (RICAR)" started in March 2022. The targeting was conducted using a geospatial analysis and participatory approach, and 57 villages within 28 Wards most vulnerable to drought and other natural shocks were selected.

WFP completed the implementation of the project to strengthen community coping mechanisms against risks of climate-induced conflicts and to mitigate gender-related vulnerabilities and tensions in The Gambia, that the UN Peacebuilding Fund funded. During the year, WFP developed the capacity of 60 women to fabricate eco-stoves to reduce greenhouse gas emissions and minimise deforestation because of less use of wood fuel. The women produced 30 traditional clay-made eco-stoves and 30 modern metallic eco-stoves for use and training other community members on the fabrication process. WFP further supported the reclamation of 13 hectares of saline rice fields by applying agricultural lime and gypsum, which increased the area under rice cultivation and reduced land conflict.

WFP and the Ministry of Agriculture signed the letter of understanding to implement the five-year Global Agriculture and Food Security Project (GAFSP). A joint work plan was developed and approved by AfDB, and funds for the first year were disbursed. The GAFSP aims to increase food, nutritional security, and household incomes, particularly for vulnerable households, through increased agricultural production and productivity, post-harvest management and commercialisation, linking smallholders to assured institutional markets, such as home-grown school feeding (HGSF), and active private sector participation.

To reduce the gendered impacts of women working in the fish value chain, WFP continued to improve the working, and sanitary conditions for 990 women fish mongers in the three selected fishing wharfs at Tanji, Brufut and Gunjur in West Coastal Region. The construction of storage facilities, bathrooms, toilets, and sun-drying racks in all three sites was completed. WFP trained 761 of the 990 women in business management, financial literacy, and gender mainstreaming to enhance their managerial and business skills.

Gender considerations were fully integrated into implementing outcome 4 activities, as evidenced by the Gender and Age Marker monitoring code 4. WFP supported the Ministry of Women, Children and Social Welfare in collaboration with Gambia Red Cross Society (GRCS) in the capacity strengthening of women fish mongers and training rural women in the fabrication of energy-saving eco-stoves.

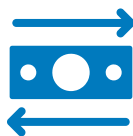
WFP GENDER AND AGE MARKER

CSP ACTIVITY	GAM MONITORING CODE
Provide supply chain and market support (including HGSF) to farmers to increase productivity and access to markets, complemented by community asset creation through FFA.	4

Strategic outcome 05: National and subnational institutions have strengthened capacity to meet Zero Hunger Targets



WFP developed **24** community based **participatory plans**



WFP supported the establishment and operationalisation of the **National Cash Working Group**



WFP supported the Department of Water Resources with the procurement and installation of **40 automatic rainfall gauges**

WFP continued to engage with Government in developing the social registry data protection and sharing protocol to enhance accountability and security of personal data. WFP also continued coordinating and providing technical support to the social protection programs through the National Social Protection Steering Committee. Additionally, WFP supported establishing and operationalising the National Cash Working Group, which aims to promote harmonisation and coordination of approaches towards cash transfer programs. Furthermore, WFP identified potential entry points to support the Gambia government to register greater impact in social protection through holding stakeholder consultations. WFP also supported a joint social protection and cash transfer mission to support the Government's engagement with key social protection actors around the structures and systems needed for a large-scale social cash transfer system in the Gambia. The objective of the scoping mission was to facilitate the reform of the national social protection system by ensuring more efficient and effective use of resources, strengthened management and administrative systems, and progress towards a more inclusive form of social protection that makes basic income and social services available to The Gambia's poorest and most vulnerable people, while gradually expanding access to the entire population.

In collaboration with the Department of Community Development, WFP developed 24 community-based participatory plans (CBPP) highlighting the priority areas of intervention in resilience building for each of the 24 communities. WFP also worked with NDMA to strengthen preparedness and response mechanisms by developing 18 district contingency plans highlighting the most likely hazards in each of the 18 districts. Further, WFP supported the Department of Water Resources by procuring and installing 40 automatic rainfall gauges to improve rainfall data collection. Additionally, WFP facilitated the training of one radio listening group comprising 14 members (ten women) on interpreting and disseminating weather information and provided the group with one motorcycle, a radio cassette player, a recorder, and protective clothing to facilitate the dissemination. The support will improve the government's capacity for early warning through real-time data collection and dissemination of weather information.

WFP continued building the capacity of the NDMA on emergency preparedness and response. Sensitisation of local authorities, training and orientation for cooperating partners were organised before implementing emergency response establishing a pool of trainers across national, regional, and district levels to strengthen the capacity for effective emergency response. The capacity strengthening also included technical guidance and advice to several key areas across the project cycle, including planning and implementation, information management, targeting, and monitoring. To complement assistance, beneficiaries received social and behavioural change communication (SBCC) regarding the importance of dietary diversity and food preparation to improve food security and nutrition outcomes. Furthermore, WFP initiated support to the government by developing the National Food Distribution Guidelines aimed at harmonising and standardising food distribution to the crisis-affected population to ensure food safety, reduce the damage of goods, and manage timely deliveries.

WFP conducted the mobile Vulnerability Analysis and Mapping, the National Food Security Survey and the Sentinel Surveillance survey, providing the government, UN and humanitarian partners, civil society, and development partners timely and relevant information on household food and nutrition insecurity as well as their vulnerability status. WFP also supported stakeholders in choosing the most appropriate food assistance modality by conducting Market Functionality Index (MFI). The MFI was also aimed at helping the government strengthen the market surveillance systems in the face of multiple and complex shocks affecting the local economy. Regarding institutional capacity strengthening in research, assessment, and monitoring, WFP Gambia delivered a wide range of training on data collection methods to use data collection tools effectively. The capacity building was given to enumerators from the government and the University of The Gambia. In 2022, WFP adopted a more decentralised approach to capacity building by training the relevant decentralised institutions' staff in the Ministry of Agriculture and the National Disaster Management Authority to support the national efforts in implementing the decentralised policy. In support of the government in establishing a robust early warning system across different sectors, WFP supported the Seasonal Food

and Nutrition Analysis through the November Cadre Harmonisé (CH) analysis that showed the status of the current and projected food security and Nutrition situation requiring an emergency response to save lives and protect the livelihoods.

The school feeding programme continued to enhance the capacity of the Ministry of Basic and Secondary Education (MoBSE) to work towards the transitioning of the Homegrown School Feeding Programme (HGSF) into a nationally owned programme. This year, the programme introduced school feeding in 47 new schools, and WFP worked with MoBSE to enhance their capacity to ease the implementation of cash transfers. Furthermore, WFP linked the government with the Islamic Development Bank to access concessional loans to develop further the country's home-grown school feeding programme (HGSF). Discussions are ongoing, and a concept note for technical assistance was developed and shared with the Bank.

A South-South and Triangular Cooperation study tour on "Revitalising of the Value Chains and Market Access for Smallholder Farmers to Institutional Markets in The Gambia" was conducted with support from WFP HQ Programme and Policy Development Division. WFP staff, representatives from the Ministries of Agriculture and Education, and a farmers' association representative participated in the study tour in Côte d'Ivoire in collaboration with CERFAM and WFP Côte d'Ivoire. The study tour yielded learnings on practices that ensured continued functioning and access to the HGSF, smallholder farmers' access to markets, and the restoration of lost opportunities due to the COVID-19 pandemic. It also combined some of the good local practices for mitigating the COVID-19 impact on smallholder farmers' value chains and promoted dialogue with China, Nigeria, and Senegal on ensuring the continuity of institutional markets that create stable demand for the smallholder farmers, particularly the HGSF market.

Gender considerations were integrated into the implementation of activity 5, with a Gender and Age Marker monitoring code 1. In its multiple assessments and analysis, WFP guaranteed that processes and analysis were responsive to gender needs by ensuring the sampling, data collection and analysis informed the capturing and reporting of gender disaggregation and needs.

WFP GENDER AND AGE MARKER

CSP ACTIVITY	GAM MONITORING CODE
Provide technical support to the Government on (i) policy coherence between relevant policy instruments under the NDP, (ii) the implementation of the National Social Protection Policy, with a focus on the gradual transition of ownership of the home-grown	3

Cross-cutting results

Progress towards gender equality

Improved gender equality and women's empowerment among WFP-assisted population

WFP and its partners continued to contribute to achieving Sustainable Development Goal 5: Gender equality, in line with The Gambia's National Women's Council Act. The government is committed to women's empowerment in The Gambia and has achieved gender parity in primary school enrolment since 2007. However, gender equality remains a challenge across all segments of society and needs to be continuously addressed.

Gender equality is an integral part of WFP programming in The Gambia, and it was mainstreamed in all programming areas in 2022. In the home-grown school feeding (HGSF) programme, gender equality is promoted in the school food management committees (FMCs) by ensuring women are represented in key management and decision-making positions through affirmative action of reserving some key roles for them.

WFP has been supporting women in the fish value chain since 2020. Fishing in The Gambia is a multipurpose activity with fish processing dominated by women, with the distribution and marketing playing a vital role in the nutrition of the Gambian population. However, women face various challenges, both gender and non-gender-specific. WFP has supported the 880 women at three fish landing sites (Tanji, Burufut, and Gunjur) to reduce post-harvest losses, improve sanitation, and provide modern processing facilities, clean water, and rest shades. In 2022, WFP completed the construction of toilets and bathroom blocks, women resting sheds, and solar drying racks, giving women access to places for breastfeeding and clean toilets/bathrooms, significantly improving sanitation at the sites. The solar drying racks will support more efficient fish processing. In addition, WFP trained 761 women fishmongers in business management, financial literacy, and gender mainstreaming to enhance their managerial and business skills. WFP is also negotiating a partnership with the Africa GreenTec Foundation to provide solar-powered Cooltainers as cold rooms at each site. The women fishmongers lead and manage their associations at each of the three fish landing sites empowering them to make decisions on daily operations.

Protection and accountability to affected populations

Affected populations are able to benefit from WFP programmes in a manner that ensures and promotes their safety, dignity and integrity. Affected populations are able to hold WFP and partners accountable for meeting their hunger needs in a manner that reflects their views and preferences

The country experienced the worst flash floods in almost half a century during July and August, which induced population displacement and led to the loss of lives and livelihoods. WFP, in partnership with NDMA, responded with cash transfers to cover basic food needs for 51,200 beneficiaries, targeting flood-affected and food-insecure households, including women-headed households and children-headed households. The country also experienced an influx of refugees from Senegal after the Senegalese Government launched a military operation in the southern region of Senegal (Casamance).

In response, WFP, in partnership with NDMA, provided cash transfers to 12,250 beneficiaries to purchase basic food commodities for three months. Before any cash distribution, WFP conducted a targeting exercise to identify the most affected and vulnerable households, seeking the views of women and men regarding protection concerns and focusing on cultural practices and including women's access to wealth and property. The beneficiaries were identified per household to include all the members, prioritising women-headed households. Some protection challenges remain where exclusion issues for women in polygamous households were observed, where male heads of households collect entitlements on behalf of their wives and children. There were no complaints that were formally received from family members. However, verifying whether all women and children in the households received their fair share of entitlements was impossible.

The patriarchal culture continues to challenge the enrollment of married women as direct beneficiaries because it can cause household and community tensions. WFP and the cooperating partners continued sensitising the community members to address this challenge and bring change during future interventions. WFP also continued reinforcing its commitment to accountability to the affected populations through three core areas: consultation, information provision, and complaints and feedback mechanisms (CFMs). Every distribution site had a CFM desk and signs to help facilitate this process. Feedback was registered in tablets and escalated to the appropriate staff internally or externally to WFP for resolution. Those lodging feedback were notified by phone or in person once the issues were resolved. Cooperating Partners were trained to assist in handling feedback and engaging with the beneficiaries and community members at CFM desks.

Furthermore, WFP ensured the affected populations received adequate information on the different types of assistance interventions. These included the purpose of interventions, targeting process, CFMs, duration of assistance, transfer modality, ration size, frequency of distributions, distribution set-up, and COVID-19 prevention measures. The other issues covered include safeguarding confidentiality when assisting HIV-related beneficiaries, reporting and referring to gender-based violence cases, protection issues, and cases of fraud, corruption, sexual exploitation, and abuse.

Environment

Targeted communities benefit from WFP programmes in a manner that does not harm the environment

The Gambia experiences considerable climate variability. The rainfall season: between June and October, is often accompanied by floods and/or windstorms due to its geographic positioning on the flood plain of The Gambia River. The National Multi hazards Contingency Plan 2022-2025 identified four critical risks: flood/windstorm, fire outbreak, drought, and epidemic. Furthermore, climate change has made the country experience rising sea levels causing saltwater intrusion upstream of The River Gambia and into agricultural land along the river rendering it unsuitable for farming.

The Agriculture and Natural Resources policy 2017-2026 identifies a combination of factors that cause environmental degradation, including inappropriate land use practices, overgrazing of pasturelands, deforestation due to over-felling of trees and frequent bushfires, amongst others. The policy advocates for partnership among the farming communities and the private and public sectors in integrating agriculture and natural resources production systems and effective implementation of the Environmental Action Plan through strengthening institutional structures, enforcement of its legal provisions and adequate budgetary allocations.

WFP is the lead agency for the environmental group to the UN's Common Country Analysis (CCA) [1] and has been advocating and coordinating other climate-related agencies' involvement, such as UN Environment Programme, UN Development Programme, and the International Trade Centre, to contribute to the collective response. Issues covered by the group include The Gambia's vulnerability to climate change, afforestation, and pollution.

In 2022, WFP completed implementing the Peacebuilding Fund project to address conflicts arising from climate change jointly implemented by UNFPA and ITC. WFP developed the capacity of 60 women to fabricate eco-stoves to reduce greenhouse gas emissions and minimise deforestation due to the reduced use of wood fuel. The women produced 30 traditional clay-made eco-stoves and 30 modern metallic eco-stoves for use and training other community members on the fabrication process. WFP further supported the reclamation of 13 hectares of saline rice fields by applying agricultural lime and gypsum, which increased the area under rice cultivation and reduced land conflict.

WFP continued participating in the Africa Risk Capacity Replica programme for the third year by supporting the government in providing macro-parametric coverage for the 2022/23 agricultural season with a USD 2.74 million insurance policy coverage in the event of drought. In 2022, The Gambia experienced planting failure due to the late onset of rains that affected about 153,000 people needing food assistance. Consequently, ARC Ltd announced a pay-out of USD187,641 to WFP for unconditional cash transfer, targeting selected vulnerable households in 2023.

The Rural Integrated Climate Adaptation and Resilience implementation started in 2022 to enhance the adaptive capacity of rural populations through support to climate-resilient and diversified livelihoods, including micro-insurance. The project will focus on concrete climate change adaptation activities to address the climate risks and vulnerabilities. WFP also received approval for a Green Climate Fund project which will focus on micro-insurance for farmers in 2023.

WFP is scaling up its regional Environmental Management System (EMS). An EMS mission by the regional advisor is planned for 2023 to build on activities already undertaken by WFP.

Data Notes

Overview

The Cadre harmonisé is a unified tool for consensual analysis of acute food and nutrition insecurity across 17 Sahel and West African States including The Gambia. The analysis was facilitated by the Ministry of Agriculture, Food and Agriculture Organisation of the United Nations (FAO), World Food Programme (WFP), and other relevant stakeholders.

Context and Operations

[1] <https://data.worldbank.org/country/GM>

[2] <https://hdr.undp.org/data-center/specific-country-data#/countries/GMB>

[3] <https://data.worldbank.org/country/GM>

[4] According to the results of the November 2022 Nutrition Surveillance, critical level of malnutrition has been recorded in 6 out of 8 Local Government Authorities: Mansakonko (11.9%), Janjanbureh (11.3%), Kerewan (11.2%), Banjul (11.1%), Basse (10.3%), (Kuntaur 10%)

Strategic outcome 01

A.5: Quantity of non-food items distributed: The actual value for this indicator remains 0.

Strategic outcome 03

Proportion of eligible population that participates in programme (coverage): data is not available as this was oversighted during the data collection and analysis process..

Progress towards gender equality

Progress towards Gender Equality indicators were not collected as the Country office did not have a gender specialist to support in the identification of indicators relevant to the country office. However, the CO would rely on RBD gender specialist to produce data for these indicators.

Environment

No environmental related intervention was concretely carried out in 2022 which justifies the unavailability of data on the indicators related to environment. The capacity strengthening initiatives such as women trained on eco-stoves or ARC are highlighted in SO4 and 5 to avoid duplication.

Annex

Reporting on beneficiary information in WFP's annual country reports

To produce estimates of the total number of unique beneficiaries WFP has assisted yearly, the data from all activities and transfer modalities must be adjusted to eliminate overlaps and add new beneficiaries. Further background information is provided in the summary tables annex of the ACR.

The final estimated number of beneficiaries assisted in each country is validated by country offices and entered in COMET at the end of every year:


- the total number of beneficiaries, which is the sum of all direct beneficiaries reached under all country level activities, based on the adjusted totals that seek to eliminate overlap;
- the total number of beneficiaries receiving food transfers, cash-based transfers and commodity vouchers or capacity strengthening, the sum of all direct beneficiaries reached under the activities for each of these transfer modalities, based on the adjusted estimates that seek to eliminate overlap;
- the total number of beneficiaries assisted under each programme area, the sum of all direct beneficiaries reached under WFP's eight programme areas at the country level;
- the number of schoolchildren assisted under school-based programmes, the sum of all participants assisted under the school-based programmes, adjusted to exclude overlaps and activity supporters such as teachers and cooks.


Although WFP conducts quality assurance to provide beneficiary data which are as accurate as possible, numerous challenges remain regarding data collection, verification, entry and processing. Beneficiary numbers in ACRs should be considered "best estimates", subject to over- and under- estimation.


For the 2022 reporting period, disability data has been collected using a variety of approaches; head counts in single activities, disaggregation of data from post distribution monitoring reports (PDMs) and other data sources from UN agencies and National Census data. As standardized guidance was not available in WFP prior to 2020, these methods have varied according to the existing needs, capacity, and experience of various WFP activities and operational contexts. Moving forward, as part of the 2020 Disability Inclusion Road Map, WFP is building on continued efforts to mainstream and standardize disability data collection methodologies, aligning with international standards and best practices.

Figures and Indicators

WFP contribution to SDGs

 SDG 2: End hunger, achieve food security and improved nutrition and promote sustainable agriculture											
WFP Strategic Goal :						WFP Contribution (by WFP, or by governments or partners with WFP Support)					
SDG Indicator	National Results					SDG-related indicator	Direct				Indirect
	Unit	Female	Male	Overall	Year		Unit	Female	Male	Overall	
Prevalence of undernourishment	%	8.2	10.3	9.2	2021	Number of people reached (by WFP, or by governments or partners with WFP support) to improve their food security	Number	18,384	17,662	36,046	
Prevalence of malnutrition among children under 5 years of age, by type (wasting and overweight)	% wasting			9.2	2021	Number of people reached (by WFP, or by governments or partners with WFP support) with interventions to prevent and treat malnutrition (moderate acute malnutrition)	Number	7,308	2,547	9,855	
Prevalence of stunting among children under 5 years of age	%			18.6	2021	Number of people reached (by WFP, or by governments or partners with WFP support) with stunting prevention programmes	Number	14,231	13,974	28,205	
Proportion of agricultural area under productive and sustainable agriculture	%					Number of hectares of land rehabilitated (by WFP, or by governments or partners with WFP support)	Ha			4	

 SDG 13: Take urgent action to combat climate change and its impacts											
WFP Strategic Goal :						WFP Contribution (by WFP, or by governments or partners with WFP Support)					
SDG Indicator	National Results					SDG-related indicator	Direct				Indirect
	Unit	Female	Male	Overall	Year		Unit	Female	Male	Overall	
Number of countries with national and local disaster risk reduction strategies.	Number					Number of climate risk reduction strategies and plans developed with WFP support	Number			18	

 SDG 17: Strengthen the means of implementation and revitalize the global partnership for sustainable development											
WFP Strategic Goal :						WFP Contribution (by WFP, or by governments or partners with WFP Support)					

SDG Indicator	National Results			SDG-related indicator	Direct		Indirect
	Unit	Overall	Year		Unit	Overall	
Number of countries with mechanisms in place to enhance policy coherence of sustainable development	Number			Number of mechanisms (by type) developed (by WFP, or by governments or partners with WFP support) to enhance policy coherence (linked to zero hunger)	Number	5	
Number of countries reporting progress in multi-stakeholder development effectiveness monitoring frameworks that support the achievement of the sustainable development goals	Number			Number of partners participating in multi-stakeholder partnerships (including common services and coordination platforms where WFP plays a leading or coordinating role)	Number	25	

Beneficiaries by Sex and Age Group

Beneficiary Category	Gender	Planned	Actual	% Actual vs. Planned
Total Beneficiaries	male	159,359	119,697	75%
	female	209,168	128,006	61%
	total	368,527	247,703	67%
By Age Group				
0-23 months	male	22,040	21,666	98%
	female	25,873	22,466	87%
	total	47,913	44,132	92%
24-59 months	male	15,674	12,557	80%
	female	18,399	14,437	78%
	total	34,073	26,994	79%
18-59 years	male	119,086	11,602	10%
	female	162,337	16,682	10%
	total	281,423	28,284	10%
60+ years	male	2,559	550	21%
	female	2,559	1,099	43%
	total	5,118	1,649	32%
5-11 years	male	0	68,926	-
	female	0	68,926	-
	total	0	137,852	-
12-17 years	male	0	4,396	-
	female	0	4,396	-
	total	0	8,792	-

Beneficiaries by Residence Status

Residence Status	Planned	Actual	% Actual vs. Planned
Resident	368,527	247,703	67%

Beneficiaries by Programme Area

Programme Area	Planned	Actual	% Actual vs. Planned
Asset Creation and Livelihood	50,299	665	1%
Malnutrition prevention programme	47,913	28,205	58%
Malnutrition treatment programme	14,244	19,855	139%
School based programmes	120,143	144,026	119%
Unconditional Resource Transfers	140,416	54,952	39%

Annual Food Transfer (mt)

Commodities	Planned Distribution (mt)	Actual Distribution (mt)	% Actual vs. Planned
Everyone has access to food			
Strategic Outcome 01			
Beans	0	0	0%
Iodised Salt	0	0	0%
Rice	1,145	54	5%
Vegetable Oil	0	0	0%
Strategic Outcome 02			
Beans	254	145	57%
Iodised Salt	29	0	0%
Rice	999	643	64%
Vegetable Oil	106	47	44%
No one suffers from malnutrition			
Strategic Outcome 03			
Corn Soya Blend	2,046	898	44%
Vegetable Oil	52	21	40%
Wheat Soya Blend	206	0	0%

Annual Cash Based Transfer and Commodity Voucher (USD)

Modality	Planned Distribution (CBT)	Actual Distribution (CBT)	% Actual vs. Planned
Strategic result 01: Everyone has access to food			
Strategic Outcome 01			
Cash	2,476,848	804,459	32%
Strategic Outcome 02			
Cash	1,474,596	654,721	44%
Strategic result 03: Smallholders have improved food security and nutrition			
Strategic Outcome 04			
Cash	84,136	0	0%

Strategic Outcome and Output Results

Strategic Outcome 01: Crisis-affected populations, including those impacted by seasonal shocks are able to meet their basic food and nutrition needs during and in the aftermath of crises				Crisis Response	
Output Results					
Activity 01: Provide food assistance and SBCC-related trainings to crisis-affected populations and strengthen capacity of national partners to respond to crises.					
Detailed Indicator	Beneficiary Group	Sub Activity	Unit of measure	Planned	Actual
A.1: Beneficiaries receiving capacity strengthening transfers	All	General Distribution	Female	25,500	29,050
			Male	24,500	20,000
			Total	50,000	49,050
A.1: Beneficiaries receiving cash-based transfers	All	General Distribution	Female	71,612	21,791
			Male	68,804	20,937
			Total	140,416	42,728
A.1: Beneficiaries receiving food transfers	All	General Distribution	Female	71,612	2,289
			Male	68,804	2,199
			Total	140,416	4,488
A.2: Food transfers			MT	1,145	54
A.3: Cash-based transfers			US\$	2,476,848	804,459

Output Results					
Activity 01: Provide food assistance and SBCC-related trainings to crisis-affected populations and strengthen capacity of national partners to respond to crises.					
Output indicator	Detailed indicator	Unit of measure	Planned	Actual	
A: Crisis-affected beneficiaries receive timely and adequate food or CBT to meet their food and nutrition requirements					
General Distribution					
A.1: Number of women, men, boys and girls receiving food/cash-based transfers/commodity vouchers/capacity strengthening transfers	A.1.22: Number of beneficiaries reached as a result of WFP's contribution to the social protection system	Individual	42,840	32,046	
A.5: Quantity of non-food items distributed	A.5.17: Quantity of inputs for GFD activities (e.g. weighing scales) distributed	non-food item	10	0	
A.6: Number of institutional sites assisted	A.6.27: Number of villages assisted	village	93	25	
A.8: Number of rations provided	A.8.1: Number of rations provided	ration	38,492,000	38,492,005	
C: Crisis-affected targeted populations benefit from the strengthened capacity of national partners to ensure their safe and adequate access to food and nutrition					
General Distribution					
C.4*: Number of people engaged in capacity strengthening initiatives facilitated by WFP to enhance national food security and nutrition stakeholder capacities (new)	C.4*.1: Number of government/national partner staff receiving technical assistance and training	Individual	160	4,050	
C.5*: Number of capacity strengthening initiatives facilitated by WFP to enhance national food security and nutrition stakeholder capacities (new)	C.5*.1: Number of technical assistance activities provided	unit	10	6	
C.5*: Number of capacity strengthening initiatives facilitated by WFP to enhance national food security and nutrition stakeholder capacities (new)	C.5*.2: Number of training sessions/workshop organized	training session	10	2	
Institutional capacity strengthening activities					

C.5*: Number of capacity strengthening initiatives facilitated by WFP to enhance national food security and nutrition stakeholder capacities (new)	C.5*.2: Number of training sessions/workshop organized	training session	6	
E*: Crisis-affected beneficiaries receive SBCC-messaging to improve nutrition-related practices				
General Distribution				
E*.4: Number of people reached through interpersonal SBCC approaches	E*.4.1: Number of people reached through interpersonal SBCC approaches (male)	Number	1,500	850
E*.4: Number of people reached through interpersonal SBCC approaches	E*.4.2: Number of people reached through interpersonal SBCC approaches (female)	Number	5,000	5,700
E*.5: Number of people reached through SBCC approaches using media	E*.5.2: Number of people reached through SBCC approaches using mid-sized media (i.e. community radio)	Individual	750	42,500

Outcome Results								
Activity 01: Provide food assistance and SBCC-related trainings to crisis-affected populations and strengthen capacity of national partners to respond to crises.								
Outcome Indicator	Sex	Baseline	End-CSP Target	2022 Target	2022 Follow-up	2021 Follow-up	2020 Follow-up	source
Target Group: Households - Location: Gambia - Modality: - Subactivity: General Distribution (GD)								
Consumption-based Coping Strategy Index (Average)	Female	2.15	≤2	≤2	1.17	5.1	2.37	WFP programme monitoring WFP programme monitoring WFP programme monitoring
	Male	2.25	≤2	≤2	6.7	5.3	2.32	
	Overall	2.21	≤2	≤2	6.67	5.2	2.32	
Dietary Diversity Score	Female	5.7	≥4	≥6	6.9	6.7	6.11	WFP survey WFP survey WFP survey
	Male	5.77	≥4	≥6	6.8	6.5	6.09	
	Overall	5.76	≥4	≥6	6.7	6.5	6.09	
Food Consumption Score: Percentage of households with Acceptable Food Consumption Score	Female	98.7	≥90	≥85.5	100	85.5	96.5	WFP programme monitoring WFP programme monitoring WFP programme monitoring
	Male	96.7	≥90	≥86.5	84	86.5	93.3	
	Overall	86.2	≥90	≥86.2	88.6	86.2	93.4	
Food Consumption Score: Percentage of households with Borderline Food Consumption Score	Female	1.1	≥8	≥11.7	0	11.7	2.1	WFP programme monitoring WFP programme monitoring WFP programme monitoring
	Male	2.6	≥8	≥10.5	16	10.5	5.2	
	Overall	10.7	≥8	≥10.7	11.4	10.7	5.1	

Food Consumption Score: Percentage of households with Poor Food Consumption Score	Female	0.2	≤2	<2.8	0	2.8	1.4	WFP programme monitoring WFP programme monitoring WFP programme monitoring
	Male	0.7	≤2	<3.1	0	3.1	1.5	
	Overall	3	≤2	<3	0	3	1.5	
Food Expenditure Share	Female	57.97	≤45	≤50	52	52	52.07	Joint survey
	Male	59.27	≤45	≤50	47	47	47.02	Joint survey
	Overall	59.25	≤45	≤50	47	47	47.4	Joint survey

Strategic Outcome 02: Food insecure populations, including school-aged children have access to adequate and nutritious food all year-round				Resilience Building	
Output Results					
Activity 02: Provide school meals to pre-and primary school children vulnerable to food insecurity during the school year, and strengthen capacity of local government to manage school meal programmes as a national safety net.					
Detailed Indicator	Beneficiary Group	Sub Activity	Unit of measure	Planned	Actual
A.1: Beneficiaries receiving capacity strengthening transfers	Students (primary schools)	School feeding (on-site)	Female	102	75
			Male	98	356
			Total	200	431
A.1: Beneficiaries receiving cash-based transfers	Activity supporters	School feeding (on-site)	Female	979	0
			Total	979	0
			A.1: Beneficiaries receiving cash-based transfers	Children (pre-primary)	School feeding (on-site)
Male	15,674	6,615			
Total	34,073	14,381			
A.1: Beneficiaries receiving cash-based transfers	Students (primary schools)	School feeding (on-site)	Female	42,545	48,140
			Male	40,877	48,140
			Total	83,422	96,280
A.1: Beneficiaries receiving food transfers	Activity supporters	School feeding (take-home rations)	Female	0	585
			Total	0	585
			A.1: Beneficiaries receiving food transfers	Children (pre-primary)	School feeding (on-site)
Male	15,674	1,911			
Total	34,073	4,155			
A.1: Beneficiaries receiving food transfers	Students (primary schools)	School feeding (on-site)	Female	83,422	25,066
			Male	0	25,066
			Total	83,422	50,132
A.2: Food transfers			MT	1,388	835
A.3: Cash-based transfers			US\$	1,474,596	654,721

Output Results				
Activity 02: Provide school meals to pre-and primary school children vulnerable to food insecurity during the school year, and strengthen capacity of local government to manage school meal programmes as a national safety net.				
Output indicator	Detailed indicator	Unit of measure	Planned	Actual
A: □ Children attending pre- and primary school receive a safe and nutritious meal every day they attend school to contribute to their basic food and nutrition needs and increase their school enrolment and attendance				
School feeding (on-site)				
A.6: Number of institutional sites assisted	A.6.23: Number of schools assisted by WFP	school	312	321
A.6: Number of institutional sites assisted	A.6.37: Number of assisted schools that procure fresh food items	school	400	178
A.8: Number of rations provided	A.8.1: Number of rations provided	ration	22,926,024	26,261,012
C: Food insecure people benefit from enhanced capacities in local government and communities to implement home-grown school feeding and nutrition programmes, in order to meet their food and nutrition requirements				
Institutional capacity strengthening activities				
C.5*: Number of capacity strengthening initiatives facilitated by WFP to enhance national food security and nutrition stakeholder capacities (new)	C.5*.1: Number of technical assistance activities provided	unit		3
C.5*: Number of capacity strengthening initiatives facilitated by WFP to enhance national food security and nutrition stakeholder capacities (new)	C.5*.2: Number of training sessions/workshop organized	training session		2
School feeding (on-site)				
C.4*: Number of people engaged in capacity strengthening initiatives facilitated by WFP to enhance national food security and nutrition stakeholder capacities (new)	C.4*.1: Number of government/national partner staff receiving technical assistance and training	Individual	4,033	1,030
C.5*: Number of capacity strengthening initiatives facilitated by WFP to enhance national food security and nutrition stakeholder capacities (new)	C.5*.2: Number of training sessions/workshop organized	training session	3	3
N*: Children attending pre- and primary school receive a safe and nutritious meal every day they attend school to contribute to learning capacity of school children				
School feeding (on-site)				
N*.2: Average number of school days per month on which multi-fortified or at least 4 food groups were provided (nutrition-sensitive indicator)	N*.2.1: Average number of school days per month on which multi-fortified or at least 4 food groups were provided (nutrition-sensitive indicator)	Days	22	0

Outcome Results								
Activity 02: Provide school meals to pre-and primary school children vulnerable to food insecurity during the school year, and strengthen capacity of local government to manage school meal programmes as a national safety net.								
Outcome Indicator	Sex	Baseline	End-CSP Target	2022 Target	2022 Follow-up	2021 Follow-up	2020 Follow-up	source
Target Group: 6-14 years - Location: Gambia - Modality: - Subactivity: School Feeding (on-site)								
Enrolment rate	Female	92.8	>95	>90	88.7	101.7	102.5	Secondary data
	Male	85.7	>95	>90	76.7	91.4	92.4	Secondary data
	Overall	89.3	>95	>90	82.7	96.6	97.4	Secondary data

Graduation rate (new)	Female	84.3	>90	>99	96.1	99	95.8	Secondary data
	Male	79.7	>90	>90.2	80.3	90.2	86	Secondary data
	Overall	82.1	>90	>94.7	88.1	94.7	91.2	Secondary data Secondary data Secondary data
Retention rate	Female	84.3	≥95	>90	88.7	99	95.8	Secondary data
	Male	79.7	≥95	>90	76.7	90.2	86	Secondary data
	Overall	82.1	≥95	>90	82.7	94.7	91.2	Secondary data Secondary data Secondary data
Retention rate / Drop-out rate (new): Drop-out rate	Female	15.7	>3	≤1	1	1	4.2	Secondary data
	Male	20.3	>3	≤5.3	5.3	5.3	14	Secondary data
	Overall	17.9	>3	≤9.3	9.8	9.8	8.8	Secondary data Secondary data Secondary data
Target Group: School Children_LBE - Location: Gambia - Modality: - Subactivity: School feeding (on-site)								
Enrolment rate	Female				88.7			Secondary data
	Male				76.7			Secondary data
	Overall				82.7			Secondary data Secondary data Secondary data
Target Group: School Children_LBE - Location: Gambia - Modality: Cash, Food - Subactivity: School feeding (on-site)								
Enrolment rate	Female	101.7	>95	≥90				Secondary data
	Male	91.4	>95	≥90				Secondary data
	Overall	96.6	>95	≥90				Secondary data Secondary data Secondary data

Strategic Outcome 03: Nutritionally vulnerable populations in targeted areas including children, pregnant and lactating women and girls have improved nutritional status in line with national targets.					Resilience Building	
Output Results						
Activity 03: Provide comprehensive nutrition programming, including nutritious foods to pregnant or lactating women and girls and children under five to prevent or treat acute and chronic malnutrition, complemented by support to government on management of nutrition programmes.						
Detailed Indicator	Beneficiary Group	Sub Activity	Unit of measure	Planned	Actual	
A.1: Beneficiaries receiving capacity strengthening transfers	Children	Treatment of moderate acute malnutrition	Female	1,530	5,000	
			Male	1,470	5,000	
			Total	3,000	10,000	
A.1: Beneficiaries receiving food transfers	All	HIV/TB Care&treatment;	Female	2,670	0	
			Male	2,669	0	
			Total	5,339	0	
A.1: Beneficiaries receiving food transfers	Children	Prevention of acute malnutrition	Female	25,873	11,306	
			Male	22,040	10,863	
			Total	47,913	22,169	
A.1: Beneficiaries receiving food transfers	Children	Prevention of stunting	Female	0	2,925	
			Male	0	3,111	
			Total	0	6,036	
A.1: Beneficiaries receiving food transfers	Children	Treatment of moderate acute malnutrition	Female	2,766	2,808	
			Male	2,657	2,547	
			Total	5,423	5,355	
A.1: Beneficiaries receiving food transfers	Pregnant and lactating women	Treatment of moderate acute malnutrition	Female	3,482	4,500	
			Total	3,482	4,500	
A.2: Food transfers			MT	2,303	919	

Output Results				
Activity 03: Provide comprehensive nutrition programming, including nutritious foods to pregnant or lactating women and girls and children under five to prevent or treat acute and chronic malnutrition, complemented by support to government on management of nutrition programmes.				
Output indicator	Detailed indicator	Unit of measure	Planned	Actual
A: Targeted children 6-59 months, and PLW/G receive adequate and timely specialized nutritious foods to treat moderate acute malnutrition				
Institutional capacity strengthening activities				
A.6: Number of institutional sites assisted	A.6.MGD2.3.1: Number of individuals (female) trained in child health and nutrition	Individual	75	40
A.6: Number of institutional sites assisted	A.6.MGD2.3: Number of individuals (male) trained in child health and nutrition	Individual	50	24
Treatment of moderate acute malnutrition				
A.6: Number of institutional sites assisted	A.6.10: Number of health centres/sites assisted	health center	290	146
A.6: Number of institutional sites assisted	A.6.11: Number of institutional sites assisted	site		111
A.8: Number of rations provided	A.8.1: Number of rations provided	ration	3,571,200	4,202,274
B: Targeted children aged 6-23 months and PLW/Gs receive adequate and timely specialized nutritious food to prevent moderate acute malnutrition.				
Prevention of acute malnutrition				
B.1: Quantity of fortified food provided	B.1.1: Quantity of fortified food provided	MT		250
B.2: Quantity of specialized nutritious foods provided	B.2.1: Quantity of specialized nutritious foods provided	MT	285	153
Treatment of moderate acute malnutrition				
B.1: Quantity of fortified food provided	B.1.1: Quantity of fortified food provided	MT	16	297
B.2: Quantity of specialized nutritious foods provided	B.2.1: Quantity of specialized nutritious foods provided	MT	151.2	
E*: Targeted beneficiaries including children aged 6-59 months, adolescent girls, PLWG and other nutritionally-vulnerable individuals receive nutrition-related messaging to improve nutrition-related practices and prevent malnutrition				
Prevention of acute malnutrition				
E*.5: Number of people reached through SBCC approaches using media	E*.5.3: Number of people reached through SBCC approaches using traditional media (i.e. songs, theatre)	Individual	36,000	35,437
Treatment of moderate acute malnutrition				
E*.4: Number of people reached through interpersonal SBCC approaches	E*.4.1: Number of people reached through interpersonal SBCC approaches (male)	Number	5,000	5,000
E*.4: Number of people reached through interpersonal SBCC approaches	E*.4.2: Number of people reached through interpersonal SBCC approaches (female)	Number	25,000	5,000
E*.5: Number of people reached through SBCC approaches using media	E*.5.2: Number of people reached through SBCC approaches using mid-sized media (i.e. community radio)	Individual		14,346

Outcome Results								
Activity 03: Provide comprehensive nutrition programming, including nutritious foods to pregnant or lactating women and girls and children under five to prevent or treat acute and chronic malnutrition, complemented by support to government on management of nutrition programmes.								
Outcome Indicator	Sex	Baseline	End-CSP Target	2022 Target	2022 Follow-up	2021 Follow-up	2020 Follow-up	source
Target Group: 6-23 month - Location: Gambia - Modality: - Subactivity: Nutrition treatment activities								

MAM Treatment Non-response rate	Female	17.26	<15	<15	17.26				WFP
	Male	14.34	<15	<15	14.34				programme
	Overall	16.01	<15	<15	16.1				monitoring
Target Group: 6-23 months - Location: Gambia - Modality: Food - Subactivity: Nutrition treatment activities									
Proportion of eligible population that participates in programme (coverage)	Female	100	>70	>70					WFP
	Male	100	>70	>70					programme
	Overall	100	>70	>70					monitoring
Target Group: 6-59 months - Location: Gambia - Modality: Food - Subactivity: Nutrition treatment activities									
MAM Treatment Default rate	Female	0	<15	<10	24.28	8.4	13		WFP
	Male	0	<15	<11	20.23	11.65	10		programme
	Overall	0	<15	<9	22.26	9.76	12		monitoring
									WFP
									programme
									monitoring
									WFP
									programme
									monitoring
MAM Treatment Mortality rate	Female	0	=0	=2	0	0	0		WFP
	Male	0	=0	=2	0.77	0	0		programme
	Overall	0	=0	=2	0.38	0	0		monitoring
									WFP
									programme
									monitoring
									WFP
									programme
									monitoring
MAM Treatment Recovery rate	Female	80	≥75	>75	74.46	77.14	51		WFP
	Male	75	≥75	>75	74.75	72.55	63		programme
	Overall	77.4	≥75	>75	74.6	75.25	55		monitoring
									WFP
									programme
									monitoring
									WFP
									programme
									monitoring
Proportion of target population that participates in an adequate number of distributions (adherence)	Female	93.3	>70	>70	56.7	45.26	61.3		WFP
	Male	94.5	>70	>70	55.7	49.17	58.5		programme
	Overall	93.9	>70	>70	56.3	46.78	60.4		monitoring
									WFP
									programme
									monitoring
									WFP
									programme
									monitoring

Strategic Outcome 04: Food-insecure smallholder farmers, and communities in targeted areas, have enhanced livelihoods and resilience to better meet food security and nutrition needs all year round				Resilience Building	
Output Results					
Activity 04: Provide supply chain and market support (including HGSF) to farmers to increase productivity and access to markets, complemented by community asset creation through FFA					
Detailed Indicator	Beneficiary Group	Sub Activity	Unit of measure	Planned	Actual
A.1: Beneficiaries receiving capacity strengthening transfers	All	Food assistance for asset	Female	336	330
			Male	224	335
			Total	560	665
A.1: Beneficiaries receiving cash-based transfers	All	Food assistance for asset	Female	30,179	0
			Male	20,120	0
			Total	50,299	0
A.3: Cash-based transfers			US\$	84,136	0

Output Results				
Activity 04: Provide supply chain and market support (including HGSP) to farmers to increase productivity and access to markets, complemented by community asset creation through FFA				
Output indicator	Detailed indicator	Unit of measure	Planned	Actual
A: Targeted beneficiaries receive adequate food or CBT to meet their food and nutrition requirements.				
Institutional capacity strengthening activities				
A.5: Quantity of non-food items distributed	A.5.24: Value of non-food items distributed	US\$	10,000	255,412
A.6: Number of institutional sites assisted	A.6.11: Number of institutional sites assisted	site	20	0
C: Smallholders benefit from access to value chains and markets that improve income-earning opportunities and food security				
Individual capacity strengthening activities				
C.4*: Number of people engaged in capacity strengthening initiatives facilitated by WFP to enhance national food security and nutrition stakeholder capacities (new)	C.4*.1: Number of government/national partner staff receiving technical assistance and training	Individual	200	18
Institutional capacity strengthening activities				
C.5*: Number of capacity strengthening initiatives facilitated by WFP to enhance national food security and nutrition stakeholder capacities (new)	C.5*.2: Number of training sessions/workshop organized	training session	3	
D: Community members benefit from improved livelihoods and resilience derived from productive asset creation and repair to improve productivity and access to markets.				
Institutional capacity strengthening activities				
D.1: Number of assets built, restored or maintained by targeted households and communities, by type and unit of measure	D.1.50: Number of social infrastructures and Income Generating infrastructures constructed (School Building, Facility Center, Community Building, Market Stalls, etc.)	Number	3	
G: Community members benefit of improved livelihoods and resilience from productive asset creation/rehabilitation to improve access to markets and improve their productivity.				
Macro-Insurance Climate Actions				
G.11: Number of people benefiting from insurance payouts of risk transfer mechanisms supported by WFP	G.11.1: Number of people benefiting from payouts of ARC replica or any other macro-insurance schemes	Individual	49,902	0
G.12: Total USD value disbursed as payouts of risk transfer mechanisms supported by WFP	G.12.1: Total USD value disbursed as payouts of ARC replica or any other macro-insurance schemes	US\$	187,641	187,641
G.1: Number of people covered by an insurance product through risk transfer mechanisms supported by WFP	G.1.9: Total number of people covered by ARC replica or any other macro-insurance schemes	Individual	49,902	49,902
G.2*: Total USD value of premiums paid under risk transfer mechanisms supported by WFP	G.2*.1: Total USD value of premiums paid under ARC replica or any other macro-insurance schemes	US\$	332,245	332,245
G.3: Total sum insured through risk management interventions	G.3.2: Total sum insured through ARC replica or any other macro-insurance schemes	US\$	2,744,611	2,744,611

Strategic Outcome 05: National and subnational institutions have strengthened capacity to meet Zero Hunger Targets					- Root Causes				
Output Results									
Activity 05: Provide technical support to the Government on (i) policy coherence between relevant policy instruments under the NDP (ii) the implementation of the National Social Protection Policy, with a focus on a gradual transition to government ownership of the home-grown school meals programme, (iii) national management of nutritional programmes and (iv) disaster preparedness and shock response systems									
Output indicator		Detailed indicator			Unit of measure	Planned	Actual		
C: Food insecure people benefit from enhanced local government and community capacity to implement nutrition programmes.									
Institutional capacity strengthening activities									
C.5*: Number of capacity strengthening initiatives facilitated by WFP to enhance national food security and nutrition stakeholder capacities (new)		C.5*.1: Number of technical assistance activities provided			unit	10	10		
C.5*: Number of capacity strengthening initiatives facilitated by WFP to enhance national food security and nutrition stakeholder capacities (new)		C.5*.2: Number of training sessions/workshop organized			training session	10	52		
C: Food insecure people benefit from the government's strengthened capacity to scale up safety nets to meet their basic food security and nutrition needs.									
Individual capacity strengthening activities									
C.5*: Number of capacity strengthening initiatives facilitated by WFP to enhance national food security and nutrition stakeholder capacities (new)		C.5*.2: Number of training sessions/workshop organized			training session	10	52		
Institutional capacity strengthening activities									
C.4*: Number of people engaged in capacity strengthening initiatives facilitated by WFP to enhance national food security and nutrition stakeholder capacities (new)		C.4*.1: Number of government/national partner staff receiving technical assistance and training			Individual	200	66		
C.5*: Number of capacity strengthening initiatives facilitated by WFP to enhance national food security and nutrition stakeholder capacities (new)		C.5*.2: Number of training sessions/workshop organized			training session	9			
I: Food insecure people benefit from the government's strengthened capacity to align policies under the NDP, to meet their basic needs, including food security and nutrition.									
Institutional capacity strengthening activities									
I.1*: Number of tools or products developed or revised to enhance national food security and nutrition systems as a result of WFP capacity strengthening support		I.1*.1: Number of tools or products developed or revised to enhance national food security and nutrition systems as a result of WFP capacity strengthening support			Number	50	45		

Outcome Results								
Activity 05: Provide technical support to the Government on (i) policy coherence between relevant policy instruments under the NDP (ii) the implementation of the National Social Protection Policy, with a focus on a gradual transition to government ownership of the home-grown school meals programme, (iii) national management of nutritional programmes and (iv) disaster preparedness and shock response systems								
Outcome Indicator	Sex	Baseline	End-CSP Target	2022 Target	2022 Follow-up	2021 Follow-up	2020 Follow-up	source
Target Group: National Stakeholders - Location: Gambia - Modality: Capacity Strengthening - Subactivity: Institutional capacity strengthening activities								

Number of national food security and nutrition policies, programmes and system components enhanced as a result of WFP capacity strengthening (new)	Overall	0	≥15	≥10	9		10	WFP programme monitoring
--	---------	---	-----	-----	---	--	----	--------------------------

Cross-cutting Indicators

Accountability to affected population indicators

Affected populations are able to hold WFP and partners accountable for meeting their hunger needs in a manner that reflects their views and preferences

Activity 01: Provide food assistance and SBCC-related trainings to crisis-affected populations and strengthen capacity of national partners to respond to crises.

CrossCutting Indicator	Sex	Baseline	End-CSP Target	2022 Target	2022 Follow-up	2021 Follow-up	2020 Follow-up	source
Target Group: 18-59 years - Location: Gambia - Modality: Cash, Food - Subactivity:								
Proportion of project activities for which beneficiary feedback is documented, analysed and integrated into programme improvements - -	Overall	0	≥100	≥90	95	96		WFP programme monitoring
Target Group: All - Location: Gambia - Modality: Food - Subactivity: General Distribution								
Proportion of assisted people informed about the programme (who is included, what people will receive, length of assistance) - -	Female	90	≥99	≥97	97	97	96	WFP
	Male	90	≥99	≥97	97	97	96	programme monitoring
	Overall	90	≥99	≥97	97	97	96	WFP programme monitoring
								WFP programme monitoring

Cover page photo © WFP/Mamadou Jallow

Happy school Children after enjoying a meal at school

World Food Programme

Contact info

Yasuhiro Tsumura

yasuhiro.tsumura@wfp.org

<https://www.wfp.org/countries/gambia>

Financial Section

Financial information is taken from WFP's financial records which have been submitted to WFP's auditors.

Annual Country Report

Gambia Country Portfolio Budget 2022 (2019-2024)

Annual Financial Overview for the period 1 January to 31 December 2022 (Amount in USD)

Annual CPB Overview



Code	Strategic Outcome
SO 1	Crisis-affected populations, including those impacted by seasonal shocks are able to meet their basic food and nutrition needs during and in the aftermath of crises
SO 2	Food insecure populations, including school-aged children have access to adequate and nutritious food all year-round
SO 3	Nutritionally vulnerable populations in targeted areas including children, pregnant and lactating women and girls have improved nutritional status in line with national targets.
SO 4	Food-insecure smallholder farmers, and communities in targeted areas, have enhanced livelihoods and resilience to better meet food security and nutrition needs all year round
SO 5	National and subnational institutions have strengthened capacity to meet Zero Hunger Targets
Code	Country Activity Long Description
CSI1	Provide technical support to the Government on (i) policy coherence between relevant policy instruments under the NDP (ii) the implementation of the National Social Protection Policy, with a focus on a gradual transition to government ownership of the home-grown school meals programme, (iii) national management of nutritional programmes and (iv) disaster preparedness and shock response systems
NTA1	Provide comprehensive nutrition programming, including nutritious foods to pregnant or lactating women and girls and children under five to prevent or treat acute and chronic malnutrition, complemented by support to government on management of nutrition programmes.
SMP1	Provide school meals to pre-and primary school children vulnerable to food insecurity during the school year and strengthen capacity of local government to manage school meal programmes as a national safety net.
SMS1	Provide supply chain and market support (including HGSP) to farmers to increase productivity and access to markets, complemented by community asset creation through FFA
URT1	Provide food assistance and SBCC-related trainings to crisis-affected populations and strengthen capacity of national partners to respond to crises.

Annual Country Report

Gambia Country Portfolio Budget 2022 (2019-2024)

Annual Financial Overview for the period 1 January to 31 December 2022 (Amount in USD)

Strategic Result	Strategic Outcome	Activity	Needs Based Plan	Implementation Plan	Available Resources	Expenditures
1	Crisis-affected populations, including those impacted by seasonal shocks are able to meet their basic food and nutrition needs during and in the aftermath of crises	Provide food assistance and SBCC-related trainings to crisis-affected populations and strengthen capacity of national partners to respond to crises.	5,954,483	1,471,318	3,242,621	1,015,584
	Food insecure populations, including school-aged children have access to adequate and nutritious food all year-round	Provide school meals to pre-and primary school children vulnerable to food insecurity during the school year and strengthen capacity of local government to manage school meal programmes as a national safety net.	3,436,433	2,117,812	2,602,767	1,844,069
		Non Activity Specific	0	0	0	0
Subtotal Strategic Result 1. Everyone has access to food (SDG Target 2.1)			9,390,917	3,589,130	5,845,388	2,859,653
2	Nutritionally vulnerable populations in targeted areas including children, pregnant and lactating women and girls have improved nutritional status in line with national targets.	Provide comprehensive nutrition programming, including nutritious foods to pregnant or lactating women and girls and children under five to prevent or treat acute and chronic malnutrition, complemented by support to government on management of nutrition programmes.	3,869,193	861,383	1,027,484	849,013
		Non SO Specific	0	0	0	0
Subtotal Strategic Result 2. No one suffers from malnutrition (SDG Target 2.2)			3,869,193	861,383	1,027,484	849,013

This computer generated report is certified by the Chief of Contribution Accounting and Donor Financial Reporting Branch (FINC)

Annual Country Report

Gambia Country Portfolio Budget 2022 (2019-2024)

Annual Financial Overview for the period 1 January to 31 December 2022 (Amount in USD)

Strategic Result	Strategic Outcome	Activity	Needs Based Plan	Implementation Plan	Available Resources	Expenditures
3	Food-insecure smallholder farmers, and communities in targeted areas, have enhanced livelihoods and resilience to better meet food security and nutrition needs all year round	Provide supply chain and market support (including HGSF) to farmers to increase productivity and access to markets, complemented by community asset creation through FFA	1,809,241	1,809,241	1,175,159	251,812
Subtotal Strategic Result 3. Smallholders have improved food security and nutrition (SDG Target 2.3)			1,809,241	1,809,241	1,175,159	251,812
5	National and subnational institutions have strengthened capacity to meet Zero Hunger Targets	Provide technical support to the Government on (i) policy coherence between relevant policy instruments under the NDP (ii) the implementation of the National Social Protection Policy, with a focus on a gradual transition to government ownership of the home-grown school meals programme, (iii) national management of nutritional programmes and (iv) disaster preparedness and shock response systems	697,896	697,896	1,046,383	751,775
Subtotal Strategic Result 5. Countries have strengthened capacity to implement the SDGs (SDG Target 17.9)			697,896	697,896	1,046,383	751,775
	Non SO Specific	Non Activity Specific	0	0	15,155,451	0
Subtotal Strategic Result			0	0	15,155,451	0
Total Direct Operational Cost			15,767,247	6,957,650	24,249,864	4,712,253
Direct Support Cost (DSC)			602,538	602,538	1,048,084	851,493
Total Direct Costs			16,369,785	7,560,188	25,297,948	5,563,746
Indirect Support Cost (ISC)			1,064,036	491,412	446,223	446,223

This computer generated report is certified by the Chief of Contribution Accounting and Donor Financial Reporting Branch (FINC)

Annual Country Report

Gambia Country Portfolio Budget 2022 (2019-2024)

Annual Financial Overview for the period 1 January to 31 December 2022 (Amount in USD)

Strategic Result	Strategic Outcome	Activity	Needs Based Plan	Implementation Plan	Available Resources	Expenditures
Grand Total			17,433,821	8,051,600	25,744,172	6,009,970



Wanee Piyabongkarn
Chief

Contribution Accounting and Donor Financial Reporting Branch

Columns Definition

Needs Based Plan

Latest annual approved version of operational needs as of December of the reporting year. WFP's needs-based plans constitute an appeal for resources to implement operations which are designed based on needs assessments undertaken in collaboration with government counterparts and partners

Implementation Plan

Implementation Plan as of January of the reporting period which represents original operational prioritized needs taking into account funding forecasts of available resources and operational challenges

Available Resources

Unspent Balance of Resources carried forward, Allocated contribution in the current year, Advances and Other resources in the current year. It excludes contributions that are stipulated by donor for use in future years

Expenditures

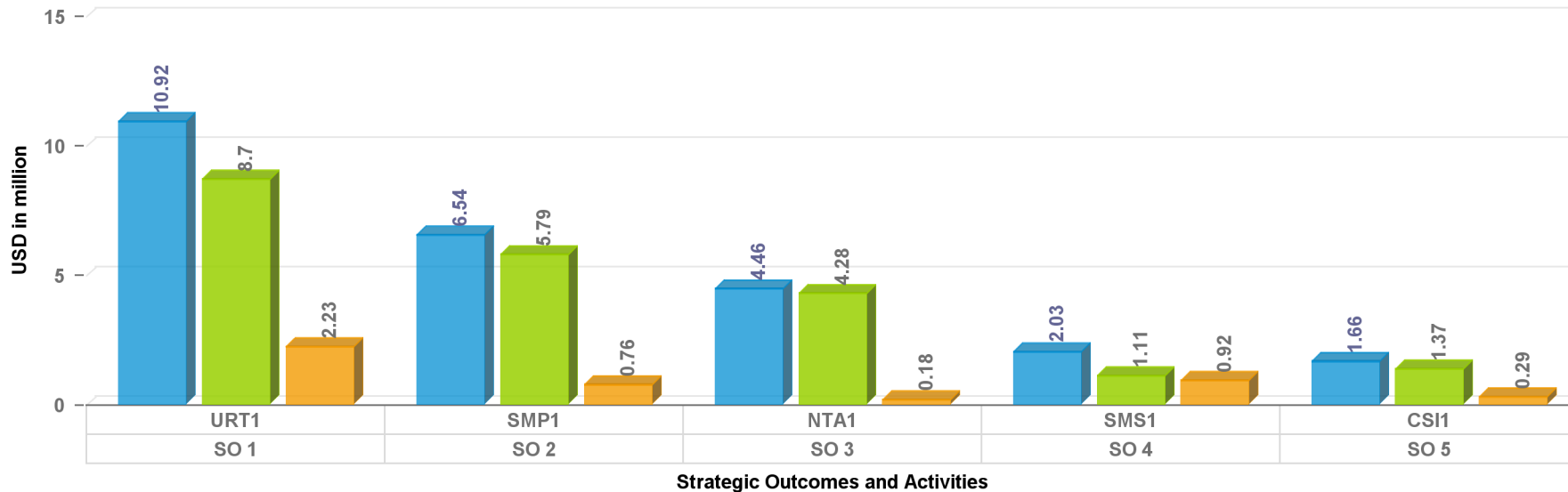
Monetary value of goods and services received and recorded within the reporting year

Annual Country Report

Gambia Country Portfolio Budget 2022 (2019-2024)

Cumulative Financial Overview as at 31 December 2022 (Amount in USD)

Cumulative CPB Overview



■ Allocated Resources ■ Expenditures ■ Balance of Resources

Code	Strategic Outcome
SO 1	Crisis-affected populations, including those impacted by seasonal shocks are able to meet their basic food and nutrition needs during and in the aftermath of crises
SO 2	Food insecure populations, including school-aged children have access to adequate and nutritious food all year-round
SO 3	Nutritionally vulnerable populations in targeted areas including children, pregnant and lactating women and girls have improved nutritional status in line with national targets.
SO 4	Food-insecure smallholder farmers, and communities in targeted areas, have enhanced livelihoods and resilience to better meet food security and nutrition needs all year round
SO 5	National and subnational institutions have strengthened capacity to meet Zero Hunger Targets
Code	Country Activity - Long Description
CSI1	Provide technical support to the Government on (i) policy coherence between relevant policy instruments under the NDP (ii) the implementation of the National Social Protection Policy, with a focus on a gradual transition to government ownership of the home-grown school meals programme, (iii) national management of nutritional programmes and (iv) disaster preparedness and shock response systems
NTA1	Provide comprehensive nutrition programming, including nutritious foods to pregnant or lactating women and girls and children under five to prevent or treat acute and chronic malnutrition, complemented by support to government on management of nutrition programmes.
SMP1	Provide school meals to pre-and primary school children vulnerable to food insecurity during the school year and strengthen capacity of local government to manage school meal programmes as a national safety net.
SMS1	Provide supply chain and market support (including HGSF) to farmers to increase productivity and access to markets, complemented by community asset creation through FFA
URT1	Provide food assistance and SBCC-related trainings to crisis-affected populations and strengthen capacity of national partners to respond to crises.

Annual Country Report

Gambia Country Portfolio Budget 2022 (2019-2024)

Cumulative Financial Overview as at 31 December 2022 (Amount in USD)

Strategic Result	Strategic Outcome	Activity	Needs Based Plan	Allocated Contributions	Advance and Allocation	Allocated Resources	Expenditures	Balance of Resources
1	Crisis-affected populations, including those impacted by seasonal shocks are able to meet their basic food and nutrition needs during and in the aftermath of crises	Provide food assistance and SBCC-related trainings to crisis-affected populations and strengthen capacity of national partners to respond to crises.	23,179,330	10,922,897	0	10,922,897	8,695,860	2,227,037
	Food insecure populations, including school-aged children have access to adequate and nutritious food all year-round	Provide school meals to pre-and primary school children vulnerable to food insecurity during the school year and strengthen capacity of local government to manage school meal programmes as a national safety net.	14,444,434	6,543,812	0	6,543,812	5,785,114	758,698
		Non Activity Specific	0	0	0	0	0	0
Subtotal Strategic Result 1. Everyone has access to food (SDG Target 2.1)			37,623,764	17,466,709	0	17,466,709	14,480,974	2,985,735

This computer generated report is certified by the Chief of Contribution Accounting and Donor Financial Reporting Branch (FINC)

Annual Country Report

Gambia Country Portfolio Budget 2022 (2019-2024)

Cumulative Financial Overview as at 31 December 2022 (Amount in USD)

Strategic Result	Strategic Outcome	Activity	Needs Based Plan	Allocated Contributions	Advance and Allocation	Allocated Resources	Expenditures	Balance of Resources
2	Nutritionally vulnerable populations in targeted areas including children, pregnant and lactating women and girls have improved nutritional status in line with national targets.	Provide comprehensive nutrition programming, including nutritious foods to pregnant or lactating women and girls and children under five to prevent or treat acute and chronic malnutrition, complemented by support to government on management of nutrition programmes.	14,971,777	4,463,370	0	4,463,370	4,284,900	178,470
		Non SO Specific	0	0	0	0	0	0
Subtotal Strategic Result 2. No one suffers from malnutrition (SDG Target 2.2)			14,971,777	4,463,370	0	4,463,370	4,284,900	178,470

This computer generated report is certified by the Chief of Contribution Accounting and Donor Financial Reporting Branch (FINC)

Annual Country Report

Gambia Country Portfolio Budget 2022 (2019-2024)

Cumulative Financial Overview as at 31 December 2022 (Amount in USD)

Strategic Result	Strategic Outcome	Activity	Needs Based Plan	Allocated Contributions	Advance and Allocation	Allocated Resources	Expenditures	Balance of Resources
3	Food-insecure smallholder farmers, and communities in targeted areas, have enhanced livelihoods and resilience to better meet food security and nutrition needs all year round	Provide supply chain and market support (including HGSF) to farmers to increase productivity and access to markets, complemented by community asset creation through FFA	4,591,182	2,030,134	0	2,030,134	1,106,787	923,347
		Non Activity Specific	0	0	0	0	0	0
Subtotal Strategic Result 3. Smallholders have improved food security and nutrition (SDG Target 2.3)			4,591,182	2,030,134	0	2,030,134	1,106,787	923,347

This computer generated report is certified by the Chief of Contribution Accounting and Donor Financial Reporting Branch (FINC)

Annual Country Report

Gambia Country Portfolio Budget 2022 (2019-2024)

Cumulative Financial Overview as at 31 December 2022 (Amount in USD)

Strategic Result	Strategic Outcome	Activity	Needs Based Plan	Allocated Contributions	Advance and Allocation	Allocated Resources	Expenditures	Balance of Resources
5	National and subnational institutions have strengthened capacity to meet Zero Hunger Targets	Provide technical support to the Government on (i) policy coherence between relevant policy instruments under the NDP (ii) the implementation of the National Social Protection Policy, with a focus on a gradual transition to government ownership of the home-grown school meals programme, (iii) national management of nutritional programmes and (iv) disaster preparedness and shock response systems	2,327,445	1,662,035	0	1,662,035	1,367,427	294,608
Subtotal Strategic Result 5. Countries have strengthened capacity to implement the SDGs (SDG Target 17.9)			2,327,445	1,662,035	0	1,662,035	1,367,427	294,608
	Non SO Specific	Non Activity Specific	0	15,155,451	0	15,155,451	0	15,155,451
Subtotal Strategic Result			0	15,155,451	0	15,155,451	0	15,155,451
Total Direct Operational Cost			59,514,167	40,777,699	0	40,777,699	21,240,088	19,537,611
Direct Support Cost (DSC)			2,970,515	2,613,277	0	2,613,277	2,416,686	196,591
Total Direct Costs			62,484,683	43,390,976	0	43,390,976	23,656,774	19,734,202
Indirect Support Cost (ISC)			4,061,504	2,295,408		2,295,408	2,295,408	0
Grand Total			66,546,187	45,686,384	0	45,686,384	25,952,182	19,734,202

This donor financial report is interim



Wannee Piyabongkarn
Chief

Contribution Accounting and Donor Financial Reporting Branch

Columns Definition

Needs Based Plan

Latest approved version of operational needs. WFP's needs-based plans constitute an appeal for resources to implement operations which are designed based on needs assessments undertaken in collaboration with government counterparts and partners

Allocated Contributions

Allocated contributions include confirmed contributions with exchange rate variations, multilateral contributions, miscellaneous income, resource transferred, cost recovery and other financial adjustments (e.g. refinancing). It excludes internal advance and allocation and contributions that are stipulated by donor for use in future years.

Advance and allocation

Internal advanced/allocated resources but not repaid. This includes different types of internal advance (Internal Project Lending or Macro-advance Financing) and allocation (Immediate Response Account)

Allocated Resources

Sum of Allocated Contributions, Advance and Allocation

Expenditures

Cumulative monetary value of goods and services received and recorded within the reporting period

Balance of Resources

Allocated Resources minus Expenditures