



World Food  
Programme

SAVING  
LIVES

CHANGING  
LIVES

# Jordan

## Annual Country Report 2022

---

Country Strategic Plan  
2020 - 2022

# Table of contents

<b>Overview</b>	<b>3</b>
<b>Context and operations</b>	<b>8</b>
RISK MANAGEMENT	9
<b>Partnerships</b>	<b>10</b>
<b>CSP Financial Overview</b>	<b>12</b>
<b>Programme performance</b>	<b>16</b>
STRATEGIC OUTCOME 01	16
STRATEGIC OUTCOME 02	19
STRATEGIC OUTCOME 03	21
STRATEGIC OUTCOME 04	24
<b>Cross-cutting results</b>	<b>27</b>
PROGRESS TOWARDS GENDER EQUALITY	27
PROTECTION AND ACCOUNTABILITY TO AFFECTED POPULATIONS	28
ENVIRONMENT	30
<b>Shuruq triumphs over Adversity</b>	<b>31</b>
<b>Data Notes</b>	<b>32</b>
<b>Annex</b>	<b>35</b>
REPORTING ON BENEFICIARY INFORMATION IN WFP'S ANNUAL COUNTRY REPORTS	35
<b>Figures and Indicators</b>	<b>36</b>
WFP CONTRIBUTION TO SDGS	36
BENEFICIARIES BY SEX AND AGE GROUP	36
BENEFICIARIES BY RESIDENCE STATUS	37
BENEFICIARIES BY PROGRAMME AREA	37
ANNUAL FOOD TRANSFER (MT)	37
ANNUAL CASH BASED TRANSFER AND COMMODITY VOUCHER (USD)	37
STRATEGIC OUTCOME AND OUTPUT RESULTS	38
CROSS-CUTTING INDICATORS	52

# Overview

In 2022, WFP Jordan completed the last year of its first-generation country strategic plan (CSP) (2020-2022). WFP reached 92 percent of the planned beneficiaries by providing humanitarian assistance to crisis-affected populations and resilience-strengthening support to the vulnerable people in Jordan. It continued focusing on supporting social protection and livelihoods, with an emphasis on youth empowerment, gender equality, and disability inclusion.

While Jordan started to recover from the socio-economic impact of COVID-19, with the lift of restrictions and overall economic growth of 2.6 percent<sup>1</sup>, the crisis in Ukraine triggered other problems. The domestic prices of basic food items increased by 5 percent in the second quarter of 2022<sup>2</sup>, affecting the purchasing power of the most vulnerable people. Additionally, the priorities of WFP's main donors shifted towards other countries affected by the conflict, leading to funding challenges in Jordan. This translated into a reduction of assistance distributed to refugees from September to November.

Despite these difficulties, WFP injected more than USD 207 million into the local economy in 2022, reaching 92 percent of the planned beneficiaries, with over 1,005,000 vulnerable people assisted. Specifically, WFP provided monthly unconditional resource transfer assistance to over 467,000 refugees addressing their basic food needs. WFP assisted half a million boys and girls (including refugees) in communities and camps through the national school feeding programme. Moreover, WFP provided conditional cash-based transfers to 2,300 participants<sup>3</sup> for asset creation relevant to sustainable natural resource management.

WFP's primary partner remained the Government, with the provision of technical assistance and complementary direct delivery support. In particular, WFP supported the key institutions responsible for social protection given the national focus on social safety nets as the main tool ensuring access to food for vulnerable Jordanians. WFP supported the National Aid Fund, the main social assistance provider, the Ministry of Social Development, the custodian of the national social protection strategy, and the Ministry of Education, responsible for the national school feeding programme, the largest social safety net for children.

In collaboration with a wide range of Government institutions and UN partners, WFP finalized the national food security strategy action plan, launched in August under the patronage of the Prime Minister. WFP extended its support to the Ministry of Health for the development of the national nutrition strategy, which was launched in October. WFP nurtured its longstanding cooperation with the Ministry of Agriculture to promote efficient water use by smallholder farmers and sustainable management of natural resources. WFP enhanced its partnership with the National Centre for Security and Crisis Management to strengthen the national capacities in disaster risk reduction and emergency preparedness and response.

WFP and the United Nations High Commissioner for Refugees (UNHCR) established an unprecedented level of collaboration, strategically and operationally. The two organizations engaged in a massive data collection exercise to document the vulnerabilities and capabilities of refugees on a census basis. The repository of data will lead to the establishment of an information management system in 2023 to be used as a one-stop shop by development actors for targeting and two-way referrals between unconditional and conditional assistance for refugees<sup>4</sup>.

An internal audit of WFP Jordan was completed in May, an external audit in August, and the external evaluation of the WFP Jordan CSP 2020-2022 in September<sup>5</sup>. WFP Jordan was rated as satisfactory/effective in its internal audit. It concluded that the assessed governance arrangements, risk management and controls related to beneficiary management, cash-based transfers, supply chain, and finance were well established and functioning. It also mentioned that WFP Jordan used innovative technologies and made extensive use of data assurance in its cash-based transfer activities. The auditors provided a few areas where the country office can strengthen its processes, including cash-based transfer contracting, monitoring, and cooperating partner selection<sup>6</sup>.

A second generation CSP (2023-2027) was developed throughout 2022. A series of consultations with beneficiaries, the Government, UN partners, and donors were conducted to inform the new CSP, which also aligns with Jordan's Economic Modernization Vision and the United Nations Sustainable Development Cooperation Framework (2023-2027). The new CSP articulates a clear value proposition focused on a large-scale refugee response, technical assistance for national social protection programmes, and expansion of climate action to strengthen adaptive livelihoods, and sustainable management of natural resources and food systems.

# 1,005,782

## Total beneficiaries in 2022



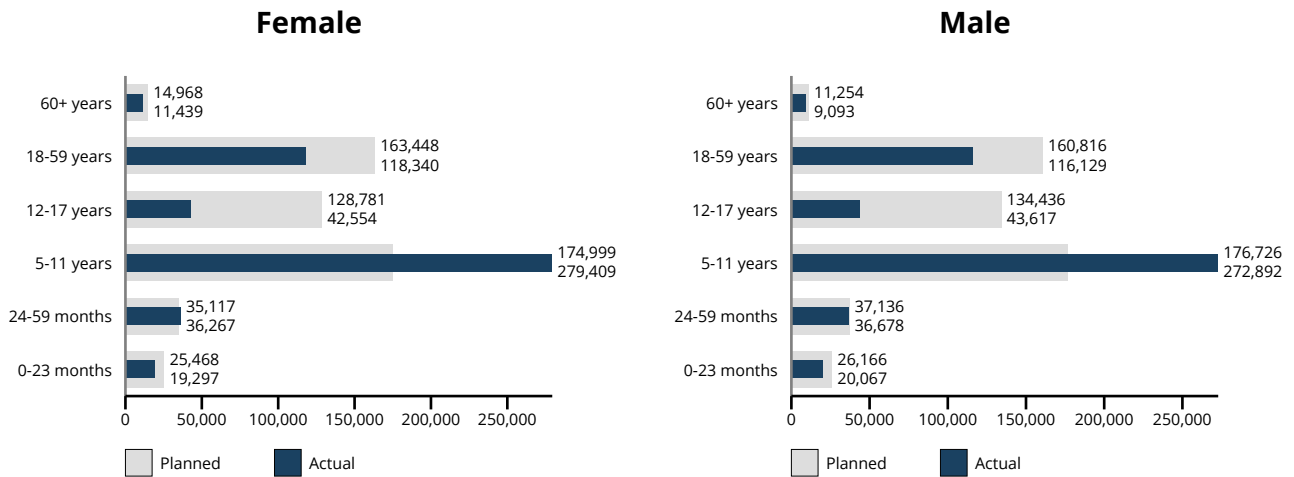
50% female



50% male

Estimated number of persons with disabilities: 36,367 (47% Female, 53% Male)

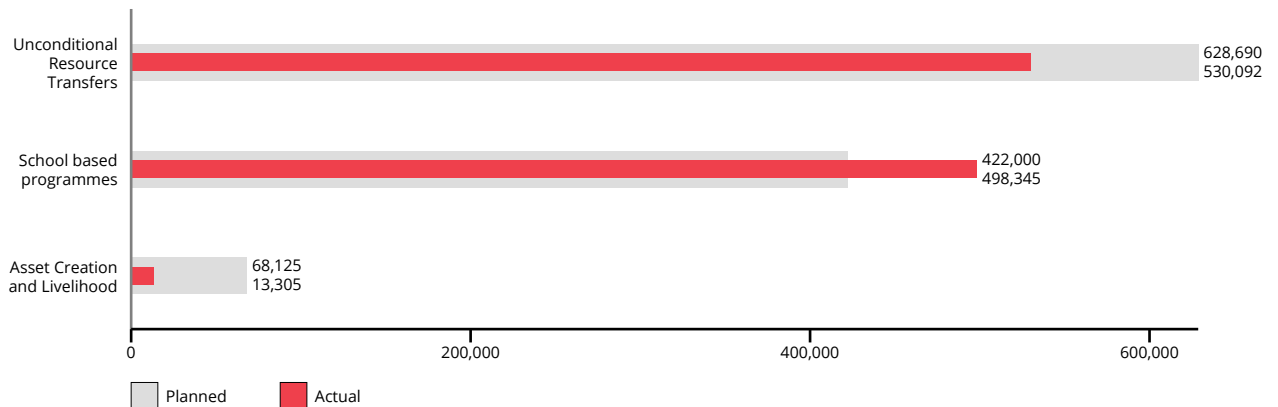
### Beneficiaries by Sex and Age Group



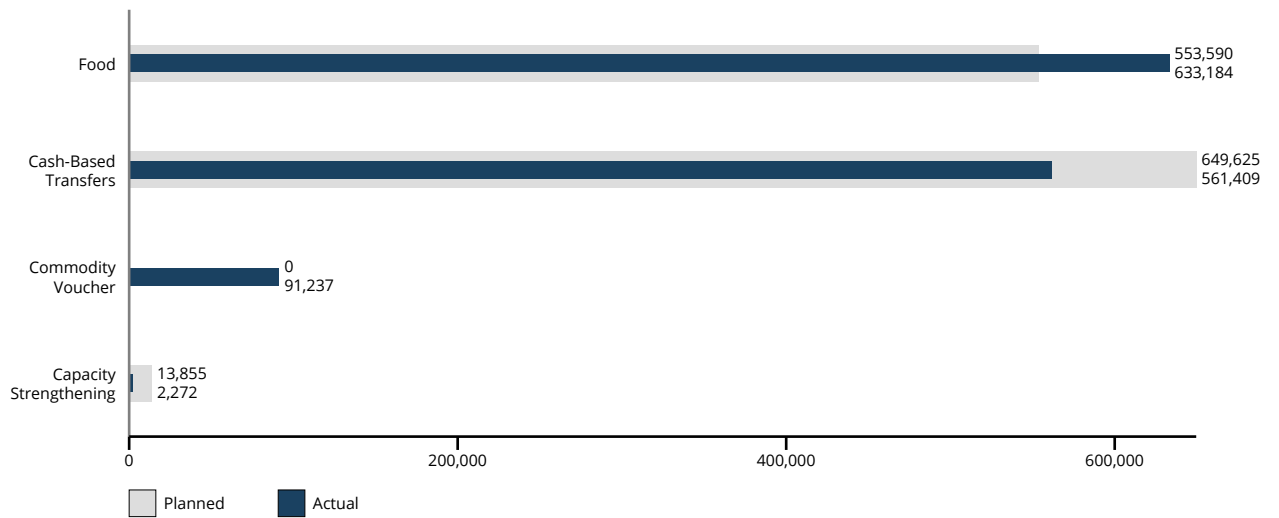
### Beneficiaries by Residence Status



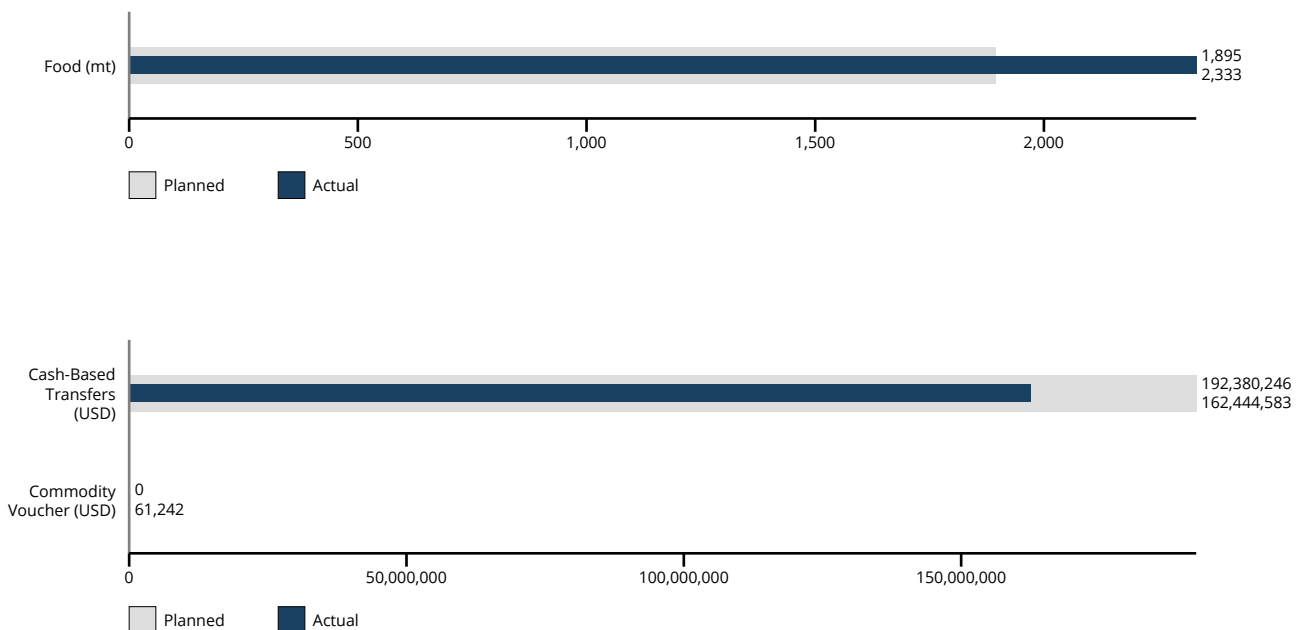
### Beneficiaries by Programme Area



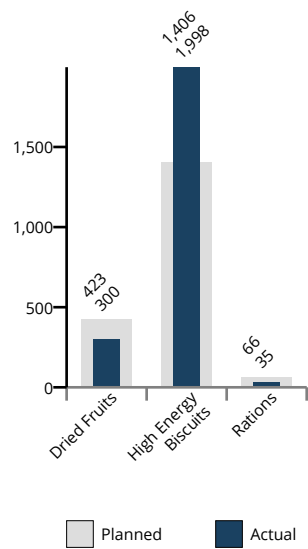
## Beneficiaries by Modality



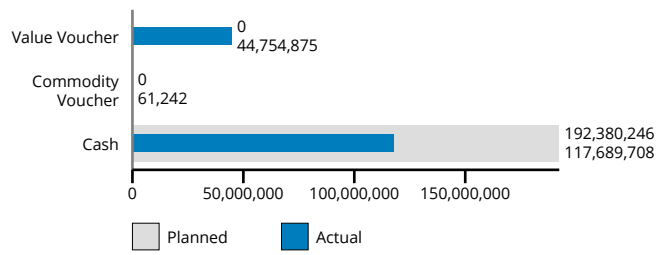
### Total Transfers by Modality



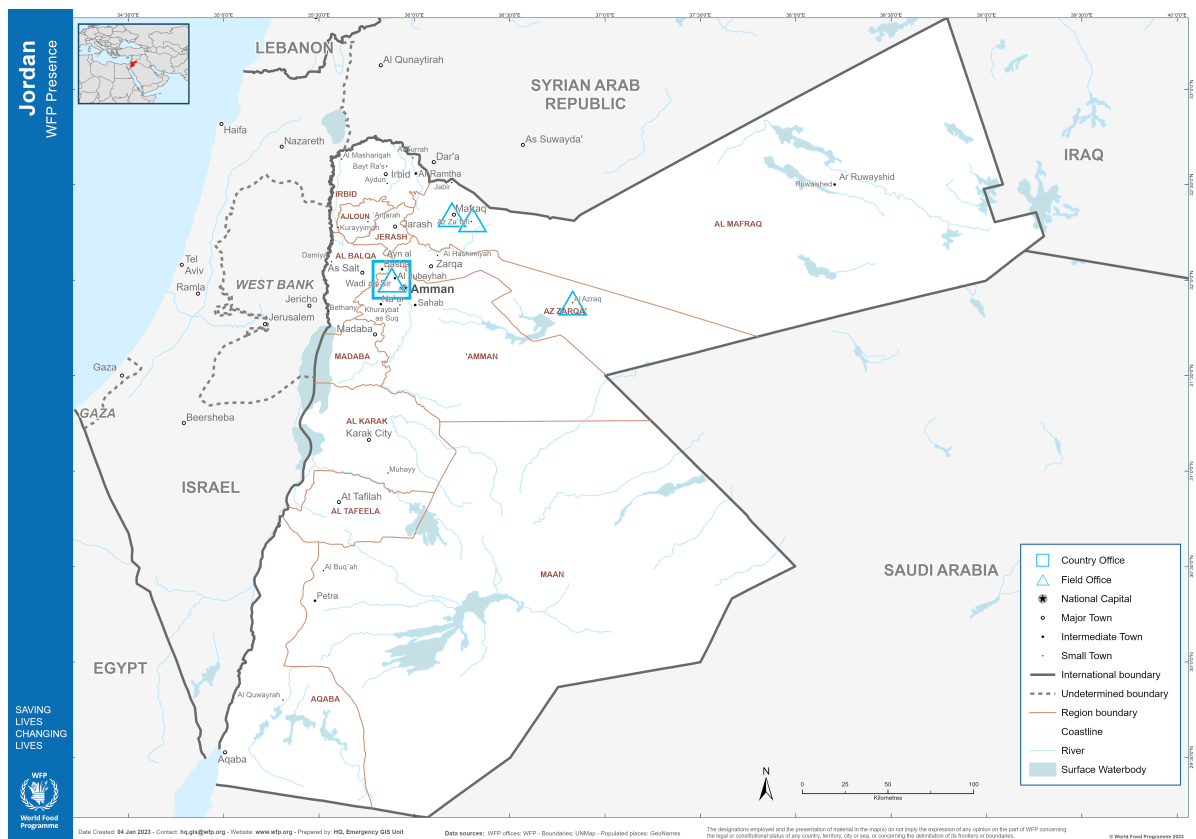
### Annual Food Transfer (mt)



## Annual Cash Based Transfer and Commodity Voucher (USD)



# Context and operations



Jordan is an urbanized upper-middle-income country with a population of 11.3 million, two-thirds under the age of 30<sup>1</sup>. Sitting at the centre of a volatile region, the Kingdom continued to play a major role as an anchor of stability in the Middle East, and hosts around 753,000 refugees<sup>2</sup>, making it the country with the second largest number of refugees per capita. Most refugees come from Syria (90 percent), with a minority from Iraq (8 percent), and the remaining from Yemen, Sudan, Somalia, and other countries.

Jordan is also one of the world's most arid and water-scarce countries. Its rapid population growth, compounded by climate change that generates increasingly frequent climate-related shocks, has further aggravated the pressure on chronically scarce natural resources.

While Jordan's economy has started to recover from the COVID-19 impact, thanks to the gradual reopening of the economic sectors, the pandemic has intensified the long-term labour market challenge. The Gross Domestic Product (GDP) increased in quarter three by 2.6 percent compared to the same quarter in 2021, however, the unemployment rate remained high at 23 percent; disproportionately affecting youth (47 percent) and women (33 percent) due to social, legislative, and institutional barriers<sup>3</sup>.

Furthermore, the recent developments of the conflict in Ukraine and its impact on the global energy, food supply chain, and prices have exacerbated the economic difficulties, especially because Jordan imports 80 percent of staple food needs. The overall consumer price index (inflation) recorded an increase of 5 percent in the third quarter of 2022 compared to the same quarter in 2021. In particular, food prices increased by 3.3 percent in 2022 compared to 2021, while the average wages remained almost fixed, diminishing purchasing power and contributing to food insecurity for the most vulnerable Jordanians and refugees. Conscious of these vulnerabilities, the Government has proactively and effectively secured the pipeline of key staples, set a price ceiling for basic commodities and closely monitored the market prices.

According to WFP's food security outcome monitoring (FSOM) conducted in 2022, 57 percent of Jordanian households supported by the National Aid Fund, the main social assistance provider in the country, were food insecure or vulnerable to food insecurity. The food security of the refugee population is worse, with 76 percent of them being food insecure or vulnerable to food insecurity. Households headed by women, households including persons with disabilities; and large households with many dependents, did not experience any improvement in their self-reliance, remained at higher levels of food insecurity.



In recent years, Jordan has been facing the double burden of overnutrition and micronutrient deficiencies. Overweight and obesity in children increase with age; over 65 percent in girls and women of reproductive age and over 50 percent in men<sup>4</sup>. Moreover, infant and young child feeding practices are poor, with low levels of exclusive breastfeeding and dietary diversity. Specific results for refugees showed that 53 percent of women in camps and 66 percent in host communities have poor dietary diversity and suffer from micronutrient deficiencies.

Since 1964, WFP Jordan has been assisting vulnerable Jordanians and refugees through various interventions and partnerships. In its last year, WFP Jordan's Country Strategic Plan (CSP) 2020-2022 continued supporting the Government of Jordan to assist refugees, strengthen the national social protection programmes and provide technical and financial support to national institutions. Through the CSP's four main Strategic Outcomes, WFP continued rebalancing its portfolio towards supporting Jordan and its national priorities as the country faces increasing challenges. To achieve its objectives, WFP partnered with a wide range of partners, including the Government, national and international non-Governmental Organizations, and the private sector.

Contributing to Sustainable Development Goals (SDG) 2 (Zero Hunger), Strategic Outcome 1 focused on WFP's commitment to ensure access to nutritious food to crisis-affected populations. Concretely refugees are assisted with unconditional cash-based food assistance in both camps and communities. Furthermore, WFP supported the Government in enhancing its emergency preparedness and response and disaster risk reduction systems. Under Strategic Outcome 2, WFP is committed to protecting vulnerable Jordanians by supporting the Government in reforming and expanding its social protection schemes with a special focus on the main national safety nets targeting adults and children. Through Strategic Outcome 3, WFP aimed to strengthen livelihoods and self-reliance through income-generating opportunities embedded in projects focused on the sustainable management of natural resources. Under Strategic Outcome 4, WFP supported the Government's establishment of national food security and nutrition strategies and facilitated knowledge exchange between the Government and partners.

To effectively work towards more sustainable solutions for refugees, WFP has joined forces with The United Nations High Commissioner for Refugees (UNHCR) to undertake foundational analytical work to assess the vulnerabilities and capabilities of the refugees in a systematic manner. This approach aims at creating a joint repository of refugees' skills on a census basis to further understand their potential for self-reliance, identify refugees with productive capacity, and orient them towards tailored conditional assistance, such as livelihood support activities. While the work on the transition approach is ongoing, WFP and UNHCR will ensure that unconditional support, is provided to those families in critical need and with little or no productive capacity.

## Risk Management

In 2022, WFP Jordan underwent an internal audit, an external audit and an independent evaluation of the Country Strategic Plan (2020-2022) which provided further assurance of WFP Jordan's operations. Overall under the internal audit report, WFP Jordan received a "satisfactory/effective" rating; a testament to the adequate controls and effective risk management practices.

WFP applied risk management principles and internal control procedures in decision-making and addressing risks. WFP's risk register was reviewed and updated incorporating fraud risk assessments, and capturing potential challenges including uncertainties posed by limited funding and inflation due to the global crisis and its impact on operations. WFP's risk management and oversight committee regularly reviewed the risks and mitigation actions and monitored the timely implementation of open recommendations.

In 2022, funding shortfalls hindered WFP's ability to assist all those in need. WFP held regular donor briefings, field visits, and joint advocacy efforts with other UN agencies and the Government to mobilize resources. WFP increased its consultations with beneficiaries to build an understanding of targeting while continuing to assist beneficiaries with reduced transfer value when funding was constrained.

WFP ensured close oversight of payment processes, thorough reconciliation, adequate data protection assessment and measures, and monitoring anomalies. WFP continued its efforts to sensitise staff and partners on the anti-fraud and anti-corruption policy.

Prior to the introduction of mobile money, WFP conducted a macro-financial assessment and financial capability assessments of service providers. The rollout was phased to mitigate and manage risks effectively. WFP followed a rigorous risk management approach, from the competitive due diligence selection of the service provider to developing an operational risk framework and adequate verification procedures to ensure assistance is provided to the right beneficiaries.

# Partnerships

WFP's partners, including the Government, national and international non-governmental organizations (NGOs), the United Nations agencies, and the private sector, brought operational capacity and technical expertise to the WFP interventions. In 2022, WFP cooperated with 22 partners, including seven International NGOs and 15 national NGOs<sup>1</sup>, with minor changes from 2021 given the inclusion of more local NGOs, in line with WFP's localization agenda<sup>2</sup>.

The Government remained WFP's core partner. The focus remained on strengthening its capacity, building systemic social protection changes improving emergency preparedness systems, and concentrating on school feeding and food security governance prevailed.

WFP nurtured its partnership with the National Aid Fund (NAF), the primary social assistance provider in Jordan, to enhance its efficiency, effectiveness and accountability in coordination with the United Nations Children's Fund (UNICEF) and the World Bank. WFP expanded its partnership with the Ministry of Social Development through the operationalisation of the national social protection strategy and enhancing its shock-responsiveness and emergency response capacities.

The longstanding collaboration with the Ministry of Education, started in 1975, was enhanced in 2022. Following the approval of the national school feeding strategy, formulated with support from WFP in 2021, WFP focused on its operationalisation while prioritizing the new feeding model; the national school meals programme, aligned with national objectives and evidence generation on the benefits of the national safety net for children and local communities.

The partnership with the National Centre for Security and Crisis Management (NCSCM) focused on enhancing the national preparedness for emergencies, developing a platform for risk monitoring impact analysis and most importantly, facilitating the linkages between NCSCM and NAF to enhance the design and operationalisation of shock responsive safety nets.

WFP's partnership with the Ministry of Agriculture under the EU-MADAD funded project, along with the Food and Agriculture Organization of the United Nations (FAO), and the International Fund for Agricultural Development (IFAD) continued focusing on promoting sustainable agricultural development. With UN WOMEN, WFP supported the Ministry of Agriculture in rehabilitating agricultural nurseries in Azraq camp.

WFP's collaboration and coordination with the United Nations High Commissioner for Refugees (UNHCR) gained critical momentum, supporting the unconditional resource transfers to the refugees. Furthermore, under the joint sustainability agenda for refugees, WFP and UNHCR have finalised the preparation of a massive data collection exercise that will inform, on a census basis, the capacities of the refugees towards self-reliance.

NGOs including Save the Children Jordan, the Jordanian Hashemite Fund for Human Development and the Norwegian Refugee Council played a crucial role in the unconditional resource transfer activities' achievements. WFP provided capacity-strengthening activities to the NGOs with a specific focus on the national NGOs. The Jordan Ahli Bank and Umniah wallet operated as financial service providers and the contracted shops facilitated refugees' access to food.

To further integrate nutrition in programmes, WFP cooperated with Caritas Jordan and the International Medical Corps to introduce a Social and Behavioural Change Communication campaign, targeting pregnant and lactating women and girls as part of its unconditional resource transfer activity.

As a member of the humanitarian partners' forum localisation task team, WFP emphasised its partnerships with the local cooperating partners. They represent almost half of WFP's partners, receiving 52 percent of the total operational cost. Closely connected with local communities and sustainably present in Jordan, WFP's local partners included: the Jordanian Hashemite Fund for Human Development; the Jordan Hashemite Charity Organization and Tkiyet Um Ali supporting unconditional resource transfer activities, and the Royal Health Awareness Society supporting school feeding activities.

WFP collaborated with the business incubator managed by the Royal Scientific Society and the Sustainable Entrepreneurial Solutions for the Water And Sanitation Sector (Cewas)<sup>3</sup>, to strengthen the capacity of entrepreneurs in food security innovation. Moreover, WFP continued its cooperation with Decapolis<sup>4</sup> promoting a blockchain-based platform that enhanced food product quality and safety traceability.

WFP is following a transparent and competitive process for partner selection and contracting by utilising the United Nations Partner Portal (UNPP). The portal makes the collaboration between WFP and its partners more efficient and harmonised. At the end of 2022, 12 local partners were onboarded through the UNPP.

International Government donors continued to be the main source of funding, enabling WFP to continue supporting vulnerable refugees and Jordanians. WFP's largest donors remained the United States and Germany (82 percent) followed by Canada and Saudi Arabia (7 percent). However, the delayed confirmation of grants compelled WFP to decrease the level of assistance to refugees in communities between September and November.

The multi-year and flexible funding dedicated to crisis response, school feeding, and social protection activities were mainly from Australia, Germany, Italy, Norway and Switzerland. With these funds, WFP successfully committed to the Jordan Response Plan 2020-2022 addressing the needs of vulnerable people.

WFP pursued opportunities with new and emerging donors including Saudi Arabia, through the King Salman Humanitarian Aid and Relief Centre (KSrelief), China, Korea International Cooperation Agency, Belgium, Luxembourg and the Mohammed Bin Rashid Al Maktoum Global Initiatives. Development donors included the Netherlands, the Danish Arab Partnership Programme, and Switzerland.

The collaboration with the private sector locally, regionally and globally gained traction this year. The partnership with the Bill and Melinda Gates Foundation was essential in the transition from electronic cards to mobile money, as part of a global initiative on digital financial inclusion and women's economic empowerment. Leveraging private sector knowledge, technologies and expertise helped increase the visibility of WFP's innovative operation. Private-sector partners organized advocacy events to support WFP's interventions and raise awareness about WFP's mission mainly through the Seven Circles company.

Regular communication, through bilateral meetings, missions and monthly briefings, kept the partners informed about WFP operations and financial situation and allowed for exploring additional funding opportunities. WFP engaged donors and other partners in the consultation meetings of the new Country Strategic Plan (CSP) 2023-2027 as part of the consultative process.

The national Goodwill Ambassadors, actress Amal Dabbas and chef Manal Al-Alem advocated for fighting hunger and promoting food security. Both celebrities visited WFP's programmes and highlighted WFP's achievements through their social media platforms reaching millions of followers.

# CSP Financial Overview

WFP Jordan was relatively well funded in 2022 with 89 percent of its needs-based plan. Overall, for the three-year Country Strategic Plan (CSP) 2020 - 2022, WFP received 84 percent of its needs-based requirements, thanks to donors' support. However, the timeliness of the contributions and the increase in humanitarian needs as well as significant funding gaps resulted in challenges in 2022. In September, WFP temporarily reduced the level of assistance for all refugee beneficiaries in communities by a third. With generous support from donors, WFP was able to re-establish the normal assistance levels in December. Despite this temporary funding shortage, WFP endeavoured to provide assistance to more than one million vulnerable Jordanians and refugees.

The funding levels varied considerably among Strategic Outcomes. Strategic Outcome 1 continued to receive the largest share of contributions, with 80 percent of the total available resources, and almost fully met its required resources. School feeding and social protection activities under Strategic Outcome 2 received 86 percent of its required resources. On the other hand, Strategic Outcome 3, supporting resilience activities, was funded at 13 percent compared to 30 percent in 2021 and 60 percent from its implementation plan. Strategic Outcome 4 did not receive any dedicated funding, therefore, WFP utilized flexible unearmarked contributions to implement some activities under this Strategic Outcome; with almost 90 percent of its required resources.

As in recent years, the key donors for WFP in 2022 remained the United States and Germany (82 percent), with additional funds received from Australia, Canada, the Czech Republic, Cyprus, France, Italy, Ireland, Japan, the Kingdom of Saudi Arabia, Norway, the Republic of Korea, Switzerland, United Arab Emirates, the United Kingdom, local and global private sector actors.

Ninety-three percent of the contributions in 2022 were earmarked for a strategic outcome, an activity or even at a modality level. The flexible unearmarked funding received from Australia, Ireland, and Norway accounted for 2.7 percent of the total funds received, allowing WFP to direct resources to its refugee response and school feeding activities at times of limited funding.





















Germany, Italy, Switzerland, and the Bill and Melinda Gates Foundation provided multi-year contributions, amounting to around 5 percent of all funds received in 2022. Through the multiyear funds, WFP was able to programme and implement longer-term activities and ensured continued support to most beneficiaries by leveraging partnerships with the Government and national non-governmental organizations. Advances against Germany and United States contributions (33 percent) reduced disruptions in assistance to refugees.

WFP's robust fundraising and advocacy efforts resulted in attracting non-traditional donors, such as the Kingdom of Saudi Arabia, through the King Salman Humanitarian Aid and Relief Centre (KSrelief) and the United Arab Emirates, through the Mohammed Bin Rashid Al Maktoum Global Initiatives (MBRGI) supporting refugee response to WFP Jordan. WFP held monthly donor meetings, arranged field missions, focused on social media posts and videos, and ensured that an appropriate level of information is continuously communicated to the donors. Additionally, WFP Jordan continued to receive donations from private sector partners including Talabat, Careem, Choithrams, Mastercard & Dubai Holding supporting various WFP activities.

## Annual CSP Financial Overview by Strategic Outcome (Amount in USD)

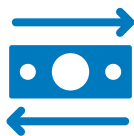
	Needs Based Plan	Implementation Plan	Available Resources	Expenditure
SR 1. Everyone has access to food	 226,527,260	 202,215,804	 193,424,391	 181,327,665
SO01: Crisis affected populations in Jordan, including refugees, meet their food and nutrition needs throughout the year.	 174,539,762	 179,564,819	 174,107,110	 167,320,863
Activity 01: Provide nutrition-sensitive food assistance to refugees and other crisis-affected populations.	 173,925,022	 179,152,550	 173,785,905	 167,077,149
Activity 02: Provide tools, systems and training to the Government to enhance its emergency preparedness and response capabilities.	 614,740	 412,269	 321,204	 243,713
Non-activity specific	 0	 0	 0	 0
SO02: Vulnerable populations in Jordan, including children, are covered by adequate social protection schemes by 2022.	 17,218,463	 15,009,304	 14,824,743	 9,531,642
Activity 03: Support the Government in reforming and expanding national social protection schemes.	 3,582,130	 2,957,157	 2,510,122	 2,272,206
Activity 04: Provide nutrition-sensitive school feeding to targeted children.	 13,636,333	 12,052,147	 11,055,278	 7,259,435
Non-activity specific	 0	 0	 1,259,343	 0

SO03: Vulnerable populations in Jordan, with a focus on women and young people, are more self-reliant and have better livelihood opportunities by 2022.	34,769,033	7,641,680	4,492,537	4,475,160
Activity 05: Provide livelihood support (training, income-generating opportunities, asset creation) to vulnerable people in rural and urban settings, with a focus on women and young people	34,769,033	7,641,680	4,487,026	4,475,160
Non-activity specific	0	0	5,511	0
SR 8. Sharing of knowledge, expertise and technology strengthen global partnership support to country efforts to achieve the SDGs	12,727,802	11,777,264	11,332,478	10,974,468
SO04: Partnerships in support of the Sustainable Development Goals in Jordan are strengthened through effective and innovative solutions from WFP and its partners by 2022.	12,727,802	11,777,264	11,332,478	10,974,468
Activity 06: With other actors, develop a comprehensive food security and nutrition sector plan linked to other sectors and supported by a coordination structure	410,188	105,125	309,216	209,239
Activity 07: Facilitate knowledge exchange between partners and the Government to promote piloting and scaling of innovative approaches to achieving the SDGs.	1,115,366	468,656	145,967	129,555
Activity 08: Provide on-demand cash-based transfer services to partners.	11,202,247	11,203,482	10,877,294	10,635,673
Non-strategic result	0	0	10,188,591	0

Total Direct Operational Costs	 239,255,062	 213,993,068	 204,756,870	 192,302,134
Direct Support Costs (DSC)	 6,593,298	 6,177,083	 7,712,686	 6,264,172
Total Direct Costs	 245,848,360	 220,170,151	 212,469,556	 198,566,306
Indirect Support Costs (ISC)	 15,251,997	 13,561,812	 8,909,384	 8,909,384
Grand Total	 261,100,357	 233,731,964	 231,567,532	 207,475,690

# Programme performance

## Strategic outcome 01: Crisis affected populations in Jordan, including refugees, meet their food and nutrition needs throughout the year.



WFP provided **unconditional resource transfer** to **467,400** vulnerable refugees; **50% are women**



**22% of refugees in communities** received assistance through **mobile money**; **38%** are of wallets are owned by **women**



In 2022, 65% of refugees benefiting from WFP assistance were food **insecure** compared to 80% in 2021



Due to a **funding shortfall**, WFP **reduced the level of assistance** to beneficiaries in communities from September to November by **one-third**



**2,000** refugees were trained on the dietary needs of pregnant and lactating women and girls through WFP's **Social and Behavioural Change Communication**



WFP established a **risk monitoring and impact analysis platform** for the **National Centre for Security and Crisis Management**

In 2022, WFP continued to operationalize Strategic Outcome 1 by responding to the basic food needs requirements of the most vulnerable refugees in Jordan. In addition, WFP continued to provide technical assistance to the Government to enhance its emergency preparedness and response capabilities by developing tools and systems, and providing training.

In line with Sustainable Development Goal (SDG) 2, Strategic Outcome 1 was carried out through two activities; under Activity 1, WFP provided unconditional resource transfers, largely in the form of cash-based transfers (CBT), to vulnerable refugees in camps and communities. The majority of refugees benefiting from this assistance are from Syria, while others are from Iraq, Yemen, Sudan, Somalia, and other countries. Activity 2 focused on strengthening national capacities in disaster risk reduction (DRR) and emergency preparedness and response (EPR). This activity aims to ensure equitable support for people vulnerable to emerging shocks by providing technical assistance to relevant governmental institutions.

As in previous years, Strategic Outcome 1, specifically the unconditional resource transfer activity, remained the largest for WFP in 2022 in terms of volume; accounting for more than two-thirds of the needs-based plan, and 75 percent of its resources allocated to this outcome. Although WFP faced a serious funding shortfall from September to November causing a reduction in the transfer value for the refugees in communities, unconditional assistance was maintained for all eligible refugees throughout the year. Thankfully, with new contributions from donors, WFP was able to reinstate the transfer value level in December to what it was before the reduction, providing support for refugees during the harsh winter season.

Overall, in 2022, WFP provided unconditional resource transfer to 467,400 vulnerable refugees (50 percent are women) based on a targeting model implemented starting in July 2021. This is in line with the need-based plan (450,000 individuals from April to December 2022)<sup>1</sup>.

Refugees residing in camps continued to receive food-restricted electronic vouchers (USD 32 per person per month) redeemable at WFP-contracted shops in camps using blockchain and biometrics scanning technology. The beneficiaries act as clients and enjoy an actual shopping experience while the technology increases accountability by linking WFP's beneficiary verification with the United Nations High Commissioner for Refugees (UNHCR) biometric authentication systems. Complementarily, WFP distributed in-kind food assistance for new arrivals in the camps (in the form of



welcome meals) as well as voucher assistance for cases under quarantine.

Refugees in communities received unrestricted cash through prepaid cards (Mastercard) redeemable at Automated-Teller Machines (ATMs) and/or at 180 contracted shops. In 2022, WFP started its phased transition from prepaid cards to beneficiaries-owned mobile money wallets which enables the financial inclusion of refugees. By the end of the year, nearly 22 percent of refugees in communities received their assistance through mobile money; 38 percent of wallets are owned by women. The transfer value for refugees in communities was tiered: the extremely vulnerable received USD 32, and the vulnerable received USD 21 per person per month. In addition to its CBT assistance, WFP distributed date packages through local partners to vulnerable Jordanians in communities.

In 2022, WFP introduced Social and Behavioural Change Communication (SBCC) activities for pregnant and lactating women and girls (PLWs) as a core complement to its unconditional cash-based transfers to ensure freedom of choice is enhanced by nutrition awareness<sup>2</sup>. Two thousand women and men were trained on the dietary needs of PLWs in order to ultimately improve their dietary behaviours. Moreover, WFP coordinated with UNHCR, the International Medical Corps and Caritas to ensure refugee households with acutely malnourished children and PLWs are prioritized for unconditional assistance. Interactive individual and group nutrition counselling sessions were conducted with women and their influencers in camps and communities and referred malnutrition cases not yet assisted by WFP into the programme.

According to the results of the four quarterly food security outcome monitoring (FSOM) exercises conducted in 2022, the food insecurity of refugee beneficiaries gradually decreased over the course of the year. By the end of the year, 65 percent of refugees in host communities and camps benefiting from WFP assistance were food insecure, compared to 76 percent of the overall refugee population living in Jordan, which proves the effectiveness of the assistance. Moreover, the situation of WFP beneficiary refugees significantly improved compared to a year ago (80 percent in December 2021) and came back to levels similar to before COVID-19 (68 percent in September 2019). This amelioration is mainly related to the increased job opportunities for refugees as Jordan slowly recovers from the socio-economic impact of COVID-19. An extensive resort to debt was also observed during the same period, which may jeopardize this improvement in the long run. In general, the food consumption of refugee households in camps and communities has improved compared to 2021. Similarly, the overall adoption of livelihood coping strategies improved, with slightly less utilization of crises and emergency coping strategies, such as child labour, early marriage, and accepting degrading, exploitative, or illegal jobs to meet food and essential non-food needs. However, households headed by women, large households, and households including persons with disabilities; households with a lesser productive potential, did not experience any improvement in their self-reliance, remained at higher levels of food insecurity and resorted to more severe coping strategies.

In parallel with its regular inter-sectorial coordination for its humanitarian assistance programme, WFP nurtured its critical partnership with UNHCR, spanning from operational coordination and the referral of protection cases to WFP assistance to conducting joint UNHCR-WFP information sessions on mobile money. In addition, WFP strategically worked with UNHCR and the German Corporation for International Cooperation (GIZ) to advocate for the financial inclusion of refugees with the Central Bank of Jordan, with the ultimate objective to inform the national financial inclusion strategy in 2023.

WFP partnered with the Norwegian Refugee Council in camps and with the Jordanian Hashemite Fund for Human Development, Agence d'Aide a la Cooperation Technique et au Development (ACTED) and Save the Children Jordan in host communities to operate helpdesks and support outreach activities. Several service providers enabled the assistance provision, namely Jordan Ahli Bank, Umniah Wallet for mobile money, and IRIS Guard.

On another front under Strategic Outcome 1, WFP focused on strengthening the national capacities in disaster risk reduction (DRR) and emergency preparedness and response (EPR). Under the joint action plan signed in 2021 with the governmental custodian for DRR/EPR, the National Centre for Security and Crisis Management (NCSCM), WFP established a centralized risk monitoring and impact analysis platform for earthquakes and drought based on a WFP corporate tool; known as the Platform for Real-time Impact and Situation Monitoring (PRISM). To this end, WFP hired two national advisors, experts in earthquake and drought risk modelling, to contextualize and configure PRISM for Jordan. Moreover, WFP recruited a geographic information system (GIS) specialist to work within NCSCM to foster and institutionalize their ownership of the platform. The data collection process engaged 19 governmental agencies, including Ministries and national entities. The collected data was used to assess the potential adverse impact of the disasters, map related vulnerabilities, build the scenarios, and exchange knowledge and expertise on evidence-based policies and effective responses to disaster shocks.

To mobilize additional knowledge and to better inform decision-making in NCSCM, WFP brokered a South-South partnership with the Government of Indonesia; given their longstanding experience in disaster risk impact analysis. The exchange visit explored potential future collaboration between the two countries and initiated mutual learning on drought risk management<sup>3</sup>.

WFP established new partnerships with the Ministry of Water and Irrigation, the National Agricultural Research Centre and the Jordan Metrological Department for their central role in the national drought management systems. These national partners need support to improve their risk information systems and analysis, but also to review and reform the existing governance, to clarify roles and responsibilities and establish entry points for early action and mitigation of drought.

Gender was fully integrated into the implementation of Strategic Outcome 1. WFP unconditional resource transfer activity followed a gender-sensitive approach, incorporating the increased vulnerabilities of households headed by women. The SBCC component focused on the needs of PLWs, factoring in the importance of including women’s influencers such as their partners, their mothers and mothers-in-law.

While the unconditional resource transfer can be delivered through mobile money to any mobile wallet within the family, WFP focused on encouraging women to open the primary wallet to receive WFP’s assistance, as they have primary care duties within the family. Gender-disaggregated data for both the head of household and the account owner was regularly collected and analysed to ensure fine-tuned messaging during the mobile money roll-out.

### WFP GENDER AND AGE MARKER

CSP ACTIVITY	GAM MONITORING CODE
Provide nutrition-sensitive food assistance to refugees and other crisis-affected populations	4

## Strategic outcome 02: Vulnerable populations in Jordan, including children, are covered by adequate social protection schemes by 2022.



WFP continued providing technical assistance to the **National Aid Fund (NAF)** who supports **over 1 million** vulnerable people



Through **127,000** home visits, WFP **collected data** of NAF's beneficiaries and validated their eligibility



WFP supported the **NAF Monitoring and Evaluation framework** and conducted **three** iterations of **food security outcome monitoring** with NAF beneficiaries



WFP's support to the **Ministry of Social Development** focused on national social protection strategy and shock and emergency response



WFP supported **half a million** students under the **national school feeding programme**; **51% are girls**

Given the national focus on social safety nets as the main tool for ensuring access to food for vulnerable Jordanians, under Strategic Outcome 2, WFP continued to provide technical assistance to the primary governmental institutions responsible for social assistance schemes. In alignment with the national social protection strategy, this technical assistance contributed to more efficient, effective and inclusive social protection systems that can enhance human capital development and respond to shocks and stressors with flexibility and at scale.

Under activity 3, WFP supported the National Aid Fund (NAF), Jordan's primary social assistance provider, and the Ministry of Social Development (MoSD), the custodian of the national social protection strategy. Under activity 4, WFP provided technical assistance and complementary direct delivery support to the Ministry of Education (MoE), responsible for the national school feeding programme, which is the largest social safety net for children in Jordan.

In 2022, 86 percent of the needs-based plan (USD 17.2 million) for Strategic Outcome 2 was resourced, thanks to the timely and multi-year donors' contributions. Available resources for activities 3 and 4 were sufficient to cover all expenditures related to capacity strengthening, and the complementary direct delivery support for school feeding.

Overall, WFP's technical support to the Government of Jordan enhanced the efficiency and effectiveness of NAF programmes which benefit 220,000 vulnerable Jordanian households (equivalent to over 1 million individuals). WFP's technical support to NAF was structured around four workstreams: The first workstream deals with beneficiary data collection and subsequent eligibility validation through around 127,000 home visits. The second focuses on evidence generation of vulnerable Jordanians' food security situation through operational support to the formulation of the NAF Monitoring and Evaluation (M&E) unit, supporting the implementation of the NAF M&E framework and conducting three iterations of quarterly food security outcome monitoring with NAF beneficiaries. Thirdly is the accountability to beneficiaries through strengthened NAF complaints and feedback mechanisms that enabled timely response to over 30,000 monthly calls by NAF beneficiaries for questions or requests on NAF cash transfer programmes. Fourth is financial inclusion for NAF beneficiaries through 4,500 virtual information sessions on financial literacy and digital payments. WFP provided budgetary support for human resources to cover the salaries of 108 NAF staff (35 are women) in areas of social services, complaints and feedback mechanism, payments, and M&E. WFP supported the recruitment processes when requested by NAF. Furthermore, upon a formal request from NAF, WFP provided technical guidance and financial support for the development of NAF's Strategic Plan (2023-2026) through consultative workshops.

WFP's technical assistance to MoSD focused on operationalizing the national social protection strategy and enhancing the shock-responsiveness and emergency response capacities of its relevant programmes. WFP's technical support to MoSD was structured around three workstreams: Support resilience and livelihoods programmes through the technical support provided to the Ministry's hydroponics project; Institutionalize evidence generation and develop an M&E framework aligned with the national social protection strategy; Enhance the Ministry's emergency preparedness and shock responsiveness, through national consultations to update the risk management strategy.

Under Activity 4, WFP continued to support the national school feeding programme, bringing more efficiency and sustainability to the programme with enhanced education, nutrition, and socioeconomic outcomes. Overall, WFP supported almost half a million students (51 percent are girls) under the school feeding activity. As a long-term consequence of COVID-19, many families have decided to move their children from private to public schools. The increased number of students in the public schools led WFP to overachieve the number of students assisted. WFP support to MoE was carried out through the operationalization of the 2021 national school feeding strategy. WFP established and expanded the healthy school feeding model that is home-grown, community-based and nutrition-sensitive for 83,000 vulnerable Jordanian and refugee students in communities; The distribution of fortified date bars to 415,000 vulnerable Jordanian and refugee students in the camps.

Under the healthy school feeding model, WFP distributed a baked pastry, a piece of vegetable and a piece of fruit to each student; four days a week for 12 weeks per semester reaching more than 2,500 schools<sup>1</sup>. Around 1,300 mt of fresh fruits and vegetables, which are a critical nutritious intake for children, were locally sourced from 295 smallholder farmers. WFP contracted a national innovation start-up offering blockchain technology solutions, to ensure traceability, safety and quality assurance of fruit and vegetables. This model also created 390 job opportunities for vulnerable women in safe and accessible healthy kitchens in local communities, with full social security benefits.

Under the date bars model, WFP distributed 2,000 mt of 80g date-filled bars (biscuits) daily to students for 25 days per semester in poverty pockets in communities and all school days in the camps (from Kindergarten to 12th grade). The date bars provide a total of 344 kilocalories, which satisfies approximately 25 percent of recommended daily calorie intake for elementary school children. The date bars are produced locally and fortified with vitamins and minerals, addressing short-term hunger and improving children's behaviour and concentration in class.

WFP continued its longstanding and effective partnership with the MoE and the local non-governmental organization (NGO) the Royal Health Awareness Society (RHAS). The successful implementation translated into an official request by the Minister to WFP to run an impact evaluation (2022-2024) of the national school feeding programme, jointly with the World Bank, focused on children and the local communities. Furthermore, WFP partnered with the Ministry of Health and the MoE in developing a nutrition awareness curriculum to encourage 6-12 years old children to adopt healthy eating habits, which will be piloted in quarter one of 2023.

To ensure joint ownership and structured technical assistance to the Governmental institutions, officialising the partnership through Memorandums of Understanding (MoUs) has been a lesson learned in 2022. Similarly, WFP staff seconded to the Governmental partner offices to provide daily technical support is critical. The presence of WFP staff has provided a sustainable and accessible communication channel and helped increase the effectiveness of WFP's technical support.

Gender and age have been systematically integrated into key national documents, working groups and workstreams. WFP has contributed to the NAF gender working group<sup>2</sup>. WFP incorporated gender and age considerations in MoSD MoU, the M&E framework, and reported sex and age disaggregated data. To overcome barriers to women's participation in labour force under the school feeding programme, including social norms, safety of transportation, gender pay gap, and workplace safety. WFP took specific gender-inclusive measures in the design review of the healthy school feeding model.

## WFP GENDER AND AGE MARKER

CSP ACTIVITY	GAM MONITORING CODE
Support the government in reforming and expanding national social protection schemes.	1
Provide nutrition-sensitive school feeding to targeted children	4


## Strategic outcome 03: Vulnerable populations in Jordan, with a focus on women and young people, are more self-reliant and have better livelihood opportunities by 2022.



11,360 people benefited from livelihoods activities; 45% are women



Under the **three Rome-based agencies project** funded by EU-MADAD, WFP supported **16** national seedling stations to produce **2.2 million** seedlings



In collaboration with **FAO**, WFP contributed to the development of the **first National Farmer Registry**



**Participants food consumption increased** from 74% in 2021 to **82%** in 2022

Within the framework of Strategic Outcome 3, WFP provided support to vulnerable populations in Jordan, with a focus on women and young people, to have better livelihood opportunities and ultimately become more self-reliant. Under activity 5, WFP partnered with national institutions to revamp and expand its livelihood support to the Jordanians and refugees most marginalized by the labour market, while seeking to have a positive impact on the water-climate-food security nexus.

Strategic Outcome 3 received around 13 percent (USD 4.5 million) of its funding requirements under the needs-based plan (USD 34.8 million). Due to the lack of predictable multi-year resource availability, which is a prerequisite for effective integrated livelihood support programming, WFP reconsidered its ambitions for this outcome and planned at the beginning of the year for a significantly reduced implementation plan for 2022 (22 percent of the needs-based plan). Ultimately, the available resources were sufficient to cover this more realistic level of implementation for 2022.

In 2022, livelihood projects were identified based on field-level needs assessments and context analysis, while participants were selected based on WFP's vulnerability assessment; prioritizing women in participants selection. Participants engaged in food assistance for assets or food assistance for training projects received USD 21 per day, while farmers enrolled in asset creation activities received seed capital of a maximum value of USD 2,824 per participant.

Considering the existing gender gap in the labour force participation rate in Jordan (49 percent between women to men)<sup>1</sup>, WFP has implemented activity 5 with a strong focus on gender integration and adopted a proactive gender-sensitive approach for targeting. Overall, WFP supported 11,360 participants with resilience-building activities; 45 percent are women. This is considered a high percentage compared with the national women participation in the labour force (14 percent in 2022)<sup>2</sup>.

WFP continued the implementation of the three Rome-based agencies' joint project (MADAD). The project aims to enhance the livelihoods and food security of vulnerable Jordanians and Syrian refugees, focusing on promoting sustainable agriculture and rehabilitating agricultural structures in Jordan. The project was implemented in partnership with the Ministry of Agriculture (MoA), the Food and Agriculture Organization (FAO), the International Fund for Agricultural Development (IFAD) and the International Union for Conservation of Nature (IUCN).

Under this project, WFP supported 16 seedling national stations to produce 2.2 million seedlings, accounting for 75 percent of the total MoA's seedling production, while rehabilitating a total area of 150 hectares of rangelands and forests, out of 1,800 hectares of national restoration area in 2022 around Jordan.

In collaboration with FAO, WFP contributed to the development of the first National Farmer Registry. To establish the Registry, the MoA and its partners consensually came up with the first-ever definition of a smallholder farmer in Jordan. To substantiate this definition, WFP, FAO and other MADAD partners identified the vulnerability criteria for smallholder farmers in Jordan. The Registry will be critical to improving the targeting of all future programmes involving smallholder farmers in the country.

In 2022, there was an overall improvement in food security outcomes of the Jordanian and refugee participants compared to the beginning of the MADAD project (October 2020). Household food consumption increased from 74 percent in 2021 to 82 percent in 2022. Furthermore, 33 percent of households used crisis or emergency coping strategies in 2022 compared to 39 percent in 2021. However, 38 percent of households headed by women used crisis or emergency coping strategies compared to 29 percent of households headed by men. Coping strategies include mainly reducing health and education expenditures to ensure sufficient food intake.

The rollout of mobile money as a payment instrument for livelihood beneficiaries has encouraged them to open their own accounts and access digital financial services. It supported putting project participants on a path to better cope with shocks, build their financial resilience and invest in their future and aspirations. WFP provided information sessions on mobile wallets, how to open them, their advantages, how to use them, safe use of technology and securing against fraud. WFP monitored the knowledge improvement of the participants before and after receiving information sessions and using mobile money. The results showed that most project participants are satisfied with their experience with mobile wallets and found the sessions useful. They also mentioned that they would continue using their wallets after the project's conclusion and would advise others to open one. Sensitization sessions increased the participants' confidence in using the services available through mobile money.

WFP continued its longstanding partnership with MoA, supporting smallholder farmers (90 percent are Jordanian men, 10 percent are Jordanian women) across Jordan<sup>3</sup>. The farmers established water-harvesting reservoirs for supplemental irrigation, fencing, and plantations to increase water-use efficiency, decrease soil erosion, and increase on-farm production. Water-harvesting reservoirs were established with a total water capacity of around 11,000m<sup>3</sup>. Furthermore, a total area of 288 hectares of farmland was planted with olive and fruit trees, while 35,350 metres of stone walls and fences were constructed to protect neighbouring farms and communities against soil erosion and flash floods.

In collaboration with UN WOMEN, WFP also supported MOA in rehabilitating agricultural nurseries in Azraq to enhance the production of seedlings. The project employed 288 participants to work in the nurseries (85 percent are women). In addition, it supported other agricultural services for other seedling nurseries.

Activity 5 focused on improving the strategic and projects-based collaboration with the MoA through natural resource management. This includes seedling production, rehabilitation of rangelands and forests and the creation of a national registry system for smallholder farmers. Furthermore, WFP worked to improve its beneficiary selection processes through systemized targeting, wider outreach and online application systems.

Generally, WFP Jordan monitors the environmental benefits to the surrounding areas due to the livelihood intervention, specifically the forestry activity. The local community reported that the natural areas had improved the natural environment due to land stabilization and restoration. Almost all respondents stated that natural areas had improved the natural environment due to land stabilization and restoration. Community members described the areas as barren desert before, but if continued maintenance and irrigation is provided, they see that the environment will be enhanced.

MoA has been WFP's strategic partner for all climate change adaptation and smallholders' resilience-building interventions including forestry, rangeland rehabilitation, land reclamation and water harvesting. The partnership with MoA comes as a continuation of more than five decades of joint efforts that resulted in tangible outcomes represented by planting more than 57 percent of olive trees in Jordan and worth USD 1.4 billion revenues in olive oil. WFP and MoA collaborated under the MADAD project with other partners including FAO and IUCN and focused on supporting vulnerable smallholder farmers and agropastoral communities. The partnership model under the MADAD project was an opportunity to work with specialized agencies that provided an improved technical and operational implementation modality.

While women's entrepreneurship in agriculture is crucial for economic growth and poverty reduction, there are many obstacles for women to work in the agricultural sector, including short-term projects, challenging work conditions, lack of investments, weak sector-relevant social protection and limited skills and other cultural and gender-specific obstacles. Conscious of this fact, WFP designed its new Country Strategic Plan (CSP) 2023-2027 focusing on improving the access to diversified and sustainable livelihood opportunities for women and youth.

Within the framework of this Strategic Outcome, gender and age considerations have been systematically integrated in the planning, design, implementation, and monitoring of the activities as well as in the partnerships. Specific considerations have been given to enhance women's engagement in the agricultural sector and inclusive measures have been taken throughout the implementation. This includes modifying the design of the seedling and forestry projects to include at least one dedicated, safe, and empowering site specifically for women in order to overcome the cultural barrier to their participation. In addition, WFP partnered with UN Women to develop and implement a women-focused agriculture project that addresses challenges posed by dominant gender norms that limit women's participation in the agricultural sector and labor market, particularly, women living in Azraq Refugee Camp.

## **WFP GENDER AND AGE MARKER**

CSP ACTIVITY	GAM MONITORING CODE
Provide livelihood support (training, income generating opportunities, asset creation) to vulnerable people in rural and urban settings, with a focus on women and youth	4



## Strategic outcome 04: Partnerships in support of the Sustainable Development Goals in Jordan are strengthened through effective and innovative solutions from WFP and its partners by 2022.



WFP finalized the **National Food Security Strategy action plan** in collaboration with the Food and Agriculture Organization (FAO)



WFP extended its support to the Ministry of Health for the **development of the National Nutrition Strategy**



WFP developed **6** programmes that supported **2,360** start-ups under its **innovation projects**

Under Strategic Outcome 4, WFP focused on enhancing the coherence of the food security and nutrition sector. It supported the development of a sector plan that provides a comprehensive gender- and age-responsive framework for the Government. Furthermore, WFP capitalized on its strong reputation for innovation to build partnerships with start-ups and incubators. It thereby acted as a catalyst for innovation that tackles the root causes of food insecurity through public-private partnerships.

This Strategic Outcome focused primarily on three key activities: support the national food security governance, promotion of innovation within the food security sector and on-demand cash transfer services to other humanitarian actors.

Strategic outcome 4 received around 90 percent (USD 11.3 million) out of its funding requirements under the needs-based plan (USD 12.7 million). Activities were aligned with realistic budgetary requirements based on accurate operational needs, allowing for the timely implementation of strategic interventions in line with the Country Strategic Plan (CSP) objectives.

Effective national coordination, management and monitoring of food security are key for the Government to achieve its commitments towards Sustainable Development Goal (SDG) 2. To this end, as part of activity 6, WFP's ultimate objective was to partner with multiple stakeholders to enhance various aspects of the food security and nutrition sectors. This collaboration was vital to strengthen the institutional framework and coordinate relevant policies while creating linkages with other sectors and promoting research. In this regard, WFP highly welcomed the Government's decision in July 2022 to establish a Higher Council for Food Security.

In 2022, WFP finalized the national food security strategy action plan under the leadership of the Ministry of Agriculture (MoA) and in collaboration with the Food and Agriculture Organization (FAO). Thanks to the inclusive process and engagement of all relevant partners from the Government's side and the UN agencies, the action plan is comprehensive and aligned with national priorities.

The plan was based on the national food security strategy and designed in close consultations with relevant stakeholders in Jordan. Both documents were officially launched in August 2022 under the patronage of the Prime Minister. Building on the results of the national micronutrient and nutrition survey of 2019, jointly with the UN Children's Fund (UNICEF) and the World Health Organization (WHO), WFP extended its support to the Ministry of Health to develop the national nutrition strategy, launched in October 2022. The strategy was key for WFP Jordan as it enabled it to prioritize its newly launched nutrition interventions; the social and behavioural change communication (SBCC), and to ensure alignment with the national food security strategy and national school feeding strategy, both co-developed by WFP and the Government.

The development of the national food security strategy action plan was considered a good practice by the Government; thanks to the full engagement of all relevant stakeholders in the process. Despite the swift creation of the Higher Council for Food Security, the official endorsement by the legislative bureau has been delayed and it is expected that the Council will be operational in early 2023. Under the chairmanship of the Prime Minister, the Council will oversee issues related to food security and monitor the implementation of the food security strategy and its action plan. In 2023, WFP will formalize its engagement with the Council and continue to support the production of knowledge products in strategic areas prioritized in the national strategy which will be indispensable to the Government to make evidence-based decisions.

Under Activity 7, to promote innovation within the food security sector, WFP supported impact-driven start-ups that use innovative technologies related to food and water security, livelihoods, nutrition, climate, and agriculture. WFP Jordan relied on multiple modalities including hackathons, capacity-strengthening training programmes, acceleration boot



camps and funding opportunities for start-ups at different stages of growth.

WFP Jordan has positioned itself as a well-recognized stakeholder in the impact-focused innovation and entrepreneurship ecosystem. It has developed six partnerships and programmes that supported 2,360 start-ups at different stages of growth. This included a capacity strengthening and acceleration programme launched in September 2022 for 30 early-stage start-ups working on food security. The three most promising start-ups received seed grant funding of USD 10,000 each from WFP and were further incubated at iPark, a leading ecosystem enabler.

In addition, WFP funded three pilot projects with USD 10,000 each under the green accelerator middle east in partnership with the international centre for water management services (Cewas), an international NGO operating in the Middle East with a focus on strengthening entrepreneurial solutions. Finally, based on the positive results from a previous pilot with the start-up Decapolis to support 100 smallholder farmers in Jordan, WFP completed a seven-month project at scale (March 2022 - October 2022) to support 600 smallholder farmers under the livelihood and resilience activity. The project enabled the provision of traceability, food safety and quality assurance services to the farmers for their products. It aims to eliminate pesticide residue, reduce waste and create direct sales channels between smallholder farmers and large retailers which ultimately increase farmers' revenue. Based on the project's closure report, this support resulted in an 82 percent increase in the smallholders' revenue and a reduction of their pesticide residue by 99 percent.

In partnership with UNICEF, WFP conducted a Youth Innovation in Food Security programme for a first cohort of 22 youths (including 16 women). They completed an advanced entrepreneurship capacity strengthening training, presented their ideas to a panel of experts, with five winners (3 are women) were awarded USD 4,000 in grant funding each to further develop their innovations.

In collaboration with Zain telecom, UN Development Programme (UNDP), and the Ministry of Environment, WFP supported climate change hackathon by providing mentorship to 41 teams. Participants developed innovative approaches to save the environment and participated on the judging panel to pick three top performers who were further supported by Zain. In addition, WFP provided mentorship to three idea-stage start-ups in collaboration with the Crown Prince Foundation's Al Hussein Fellowship programme.

The various WFP innovation initiatives of 2022 confirmed that local entrepreneurial ecosystem requires support at different growth stages. WFP is well placed to fill certain gaps in early-stage funding and piloting, and to integrate and scale up start-ups into WFP operations. The scale-up support provided to Decapolis proved that there is more impact on beneficiaries once interventions are at scale. Few innovation interventions could have been designed more pragmatically where their outcomes would support the evidence generation and research efforts of specific government institutions, such as MoA, in the areas of food security, agricultural extension services, and agricultural productivity.

Under activity 8, within the corporate framework of on-demand services, WFP Jordan has facilitated cash transfer services via its "One Card Platform" for its partner agencies. The partners included the United Nations Relief and Works Agency (UNRWA), the United Nations Entity for Gender Equality and the Empowerment of Women (UN WOMEN) and the Collateral Repair Project (CRP). Through a service contract with Jordan Ahli Bank, the on-demand cash services were processed on a designated sub-wallet for each partner agency, enabling them to transfer assistance in a secure and timely manner and secure processes, whereby their beneficiaries could redeem assistance in a network of contracted shops and/or at the automated teller machines (ATMs). In addition, WFP offered card management services as well as complaints and feedback mechanism (CFM) support. In 2022, WFP transferred USD 10.3 million on behalf of its partners, reaching over 60,000 beneficiaries (including Palestinian refugees, Syrian refugees, and Jordanians). WFP conducted a satisfaction user survey; results showed general satisfaction among the users about the reload process. Following the implementation and roll-out of the mobile money, WFP offered the modality to its partners who showed interest in its adoption. They are exploring the feasibility of utilizing it in 2023.

Gender and Age have been systematically integrated under this strategic outcome. Gender-sensitive planning, design, implementation, and monitoring measures have been put in place to ensure the needs of girls and women are addressed and barriers to their participation and empowerment have been mitigated. Women's participation in decision-making committees responsible for developing the national food security strategy and its action plan has been encouraged throughout the strategy and plan development processes. Moreover, strong consideration has been given to young people (15-24 years old), with a focus on women, Syrian refugees, and persons with disabilities through the implementation of innovation projects.

## **WFP GENDER AND AGE MARKER**

CSP ACTIVITY	GAM MONITORING CODE
With other actors, develop a comprehensive food security and nutrition sector plan linked to other sectors and supported by a coordination structure	1
Facilitate knowledge exchange between partners and the government to promote piloting and scaling of innovative approaches to achieving the SDGs	1

# Cross-cutting results

## Progress towards gender equality

### Improved gender equality and women's empowerment among WFP-assisted population

While the Government has strived to improve gender equality through its programmes and initiatives, significant gaps persist at the national level. According to the 2022 Global Gender Gap Report, Jordan's ranking has not significantly improved in the last ten years, with a score of 122 out of 146. Furthermore, Jordan ranks as one of the lowest women labour force participation countries worldwide, with 14.2 percent, due to social, legislative and institutional barriers. These include social norms that disproportionately divide care duties and domestic work between women and men, discriminating laws and policies, and the lack of structural support for safe transportation, childcare services, a safe workplace and equal pay.

The gender situation for the refugees is even more complicated, given further restrictions on their legal status and equal access to livelihood opportunities. The results of the WFP gender-sensitive Food Security Outcome Monitoring (FSOM)<sup>1</sup> showed that households headed by women adopt more crisis and emergency livelihood coping strategies (54 percent) compared to households headed by men (50 percent). These include reducing non-food expenses, begging, withdrawing children from school and child marriage. These findings contributed to qualifying households headed by women eligible for the highest priority category for WFP's unconditional resource transfers. Moreover, the minimum dietary diversity indicator for women measured the proportion of women at reproductive age (15-49 years) who consumed diversified and nutritious food items within a day. The results showed that three in five refugee women of reproductive age are consuming a diet providing inadequate micronutrient intake. Therefore, WFP conducted qualitative research to understand the root causes of poor dietary diversity, then prioritized pregnant and lactating women and girls (PLWGs) for its Social and Behavioural Change Communication SBCC interventions.

WFP ensured gender-sensitive programming during the rollout of the mobile money modality. WFP conducted focus group discussions with women to understand their experiences, needs and priorities. WFP provided training on using electronic wallets and financial services, focusing on encouraging women's ownership of the wallets. Around 38 percent of beneficiaries were women and encouraged to enhance financial decision-making.

Recognizing women's barriers in the labour market and empowering decision-making, WFP took a gender-sensitive lens in its resilience and school feeding activities targeting 50 percent of Jordanian and refugee women. Under the food assistance for asset programme, WFP trained and employed women in its agricultural activities. Under the healthy school feeding programme, WFP exclusively recruited vulnerable women from surrounding communities. WFP's monitoring results showed that most women recruited did not work (87 percent) before joining WFP's programmes and half of the recruited households reported severe food insecurity.

As refugee women reported higher rates of anemia, iron deficiency and poor dietary diversity<sup>2</sup>, WFP introduced a nutrition component to support their needs through its SBCC. The SBCC consisted of one-to-one and group counselling, and follow-up sessions to improve the dietary diversity of PLWGs and promote their micronutrient consumption and nutritional status. A total of 2,000 women refugees were engaged in the sessions; 1,400 were PLWGs; whilst 600 were household influencers (husbands and mothers-in-law).

# Protection and accountability to affected populations

**Affected populations are able to benefit from WFP programmes in a manner that ensures and promotes their safety, dignity and integrity. Affected populations are able to hold WFP and partners accountable for meeting their hunger needs in a manner that reflects their views and preferences**

In 2022, WFP continued to mainstream protection and accountability to the affected population (AAP) across all its activities. WFP maintained two-way beneficiary communication pathways, community feedback mechanisms (CFM), community engagement at local levels, and participatory decision-making to inform programme design, implementation and monitoring.

## Protection

Due to the protracted nature of the Syrian crisis, compounded by the socio-economic impact of COVID-19, the majority of refugees struggled to meet their basic needs and entered a cycle of negative coping strategies leading to protection risks. These include asset and savings depletion resulting in mounting debts, accepting exploitative, risk or illegal temporary jobs, child labour, child marriage, and intimate partner violence.

WFP focused on strengthening the capacity of its partners in protection to ensure the safety and dignity, access, accountability, participation, and empowerment of assisted communities. This was achieved by engaging WFP staff and partners in inter-agency training on protection, referral pathways, child safeguarding, and protection against sexual exploitation and abuse. WFP ensured relevant categories and referral mechanisms were included in the CFM ticketing database.

WFP ensured do-no-harm measures and protocols were in place. The measures include safe card distribution protocols, materials (leaflets/posters) countering spam or false information, complaints management and dispute resolution procedures. WFP ensured to include protection indicators in its various monitoring tools with a specific focus on persons with disabilities (PwDs). Furthermore, to ensure contracted shops were accessible to PwDs, trained volunteers were available at the shops to support them while shopping. PwDs, the elderly, pregnant women and persons with chronic illnesses benefited from several inclusion options, including the alternative collector mechanism in the camps. Home visits were made to families who could not attend the regular card distributions. In coordination with the United Nations High Commissioner for Refugees (UNHCR), WFP developed a Standard Operating Procedure to strengthen the protection cases handling process and centralize the referral pathways. All issues were referred to focal points in UNHCR, while WFP ensured providing feedback on each case. For the cases where WFP's action was required, joint visits were conducted with UNHCR to ensure the delivery of assistance without protection risks. Protection concerns included accessibility of assistance, medical issues and legal considerations.

## Accountability to Affected Population

WFP's CFM continued to operate via three channels: the call centre, social media and helpdesks in camps and communities. Leaflets, posters, and banners of the WFP call centre numbers and helpdesks (locations and working hours) were distributed across different activity sites and refugee camps. Overall throughout 2022, most requests captured by the CFM channels were inquiring about inclusion in WFP assistance (41 percent), assistance transfer dates (16 percent), and mobile money (7 percent).

During the first quarter, WFP selected a new cooperating partner to support programme implementation in the North of Jordan and provided AAP and CFM training to their staff for two months. WFP informed beneficiaries about the new helpdesk locations through messages and social media posts.

As part of WFP's efforts to ensure beneficiary participation and communication with communities, WFP and UNHCR conducted consultation sessions with non-Syrian refugees. The community consultations aimed at providing an overview of the planned retargeting of non-Syrian refugees and getting beneficiaries' feedback. Based on the consultations, WFP worked with UNHCR to validate the criteria and refine the final model. The participant composition ensured the inclusion of gender, age and disability.

In May, WFP informed refugees in communities about the gradual transition from electronic cards to mobile money through messages and social media channels. Training sessions were provided to frontline staff in the call centre, helpdesks, and field office. To ensure better communication with communities, WFP conducted information sessions for Syrian refugees about mobile money and provided financial inclusion awareness sessions for women and men.

Each session was supported with a presentation, leaflets explaining how to open and use mobile money, a text message with a link to the frequently asked questions and WFP CFM channels. In addition, WFP collaborated with UNHCR to conduct joint information sessions for beneficiaries receiving assistance from both organizations and prepared a training package combining key messages from both agencies. The objective was to provide cohesive messages and prevent confusion among beneficiaries about the transition to mobile money, operated by both UNHCR and WFP.

In August, WFP announced a reduction in the monthly transfer value starting from September. Within a week after the announcement, WFP's call centre received over 3,000 calls, around 400 visits to the helpdesks and more than 2,000 private messages on social media channels. Most inquiries were about the reason for the reduction, and whether it was applicable to all refugees. Most importantly, many refugees frustratedly expressed the impact of the reduction on their lives as it was the main source to secure food for their families. They also reported that the reduction will force them to adopt negative coping strategies including withdrawing children from school, pushing children to beg, child marriage, illegal immigration and domestic violence. WFP and UNHCR conducted six meetings with community leaders to explain and gather feedback from beneficiaries on the transfer value reduction, update on WFP resources availability, and gather feedback about the effectiveness of WFP communication. The participant composition ensured the inclusion of gender, age and disability. In November, given the availability of funds, WFP informed affected refugees that the transfer value will be reinstated in December. Most feedback was from non-beneficiaries requesting inclusion in the assistance.

WFP continued to rely on messages and social media posts to inform refugees about assistance transfer dates, monthly helpdesk schedules, and programmatic updates. During the fraud awareness week in mid-November, WFP shared awareness messages through social media posts and distributed posters to beneficiaries in camps and communities about information sharing and guidance on how to report fraud.

Beneficiaries can report allegations of misconduct, non-compliance, sexual exploitation and abuse and fraud concerns through WFP's CFM channels. While the CFM team is prepared to respond to such allegations in line with corporate guidelines, informants have the option to report directly to the WFP Office of Inspections and Investigations through an independent and confidential hotline.

# Environment

## Targeted communities benefit from WFP programmes in a manner that does not harm the environment

Jordan is located in a semi-arid to arid climatic zone with an average rainfall of less than 200 mm annually<sup>1</sup>. The country ranks far below the global threshold of severe water scarcity (500 m<sup>3</sup> per person annually) with less than 100 m<sup>3</sup> of renewable water resources available per person annually<sup>2</sup>. Moreover, the effects of climate change compounded with the population hike, act as risk multipliers posing additional challenges affecting all sectors, hindering the national efforts to eradicate poverty and overshadowing long-term planning for sustainable development in the country.

Jordan has limited energy resources and depends heavily on imported crude oil to meet its energy needs. Around 15 percent of energy consumption was used for water pumping for various sectors<sup>3</sup>.

Agriculture contributes a relatively small share to the country's Gross Domestic Product (GDP); roughly 5 percent and employs only 3 percent of workers whereas it consumes more than half the country's freshwater<sup>4</sup>.

The environmental challenges in Jordan include soil degradation, pollution, depletion of natural resources, deforestation and habitat destruction caused by poorly planned urban expansion, overgrazing, uncontrolled mining, alien and exotic species invasion and mass tourism development. Climate change, loss of biodiversity and land degradation will eventually cause reduced agricultural productivity and water availability among other negative impacts<sup>5</sup>.

Under the joint project between WFP, the Food and Agriculture Organization (FAO) and the International Fund for Agricultural Development (IFAD) to enhance the livelihoods and food security of vulnerable local Jordanian and Syrian refugees, 2.2 million seedlings were produced in 2022, accounting for 75 percent of the total Ministry of Agriculture's seedling production, and 150 hectares of land were rehabilitated under forestry and rangeland activities.

WFP relies mainly on electronic cards, mobile money and Iris scanning technology for cash-based transfers in camps and communities. These modalities are environmentally friendly and do not result in waste and pollution. Furthermore, WFP Jordan produced and distributed reusable grocery bags among refugees in the camps to reduce plastic waste.

Regarding facilities management, WFP Jordan offices are fully operated by solar energy reducing CO<sub>2</sub> emissions by 23 tons per month through 1,000 square meters of solar panels. This system leads to cost savings of around USD 120,000 annually, redirected to support food-insecure populations targeted by WFP. Recently WFP Jordan office installed charging points for electric vehicles to encourage staff to shift from petrol-fueled vehicles to electric vehicles.

WFP Jordan monitored water consumption and decreased the annual consumption mainly by changing the type of plants from daily irrigation-based (grass) to cactus-like and evergreen plants (water saving). It minimized the frequency of WFP's vehicle wash using air compressed sprayer to make the most use of a reduced amount of water. Moreover, WFP Jordan Office disposed of more than 1000 items of scrapped furniture, outdated equipment, used tyres, and used batteries by sale to be reused or recycled.

# Shuruq triumphs over Adversity



Unlike most other children, Shuruq's childhood was difficult and challenging. Since birth, she could not speak or hear, which caused a significant impediment to her education. She was not accepted in the local school because she was a child with special needs. In addition, she had other difficulties integrating into her community, Al Naqe' village in the Jordan Valley. Patience became an important virtue for her dreams and aspirations were to be fulfilled.

"I always thought about how much patience I needed so I could work and help my family to have a decent life" Shuruq stated.

Eventually, WFP gave Shuruq the opportunity to work in one of the healthy kitchens operated in her village under the healthy school feeding programme. She has now been working in the programme for more than three years, sterilizing the fruit and vegetables provided to students. This opportunity has transformed Shuruq's sense of self-worth and belonging. She feels appreciated at work as she is now financially independent. Through her work, Shuruq plays an additional valuable role in her family, which comes from a very modest background. Her father has already retired, which makes Shuruq's financial contribution even more central to the family's well-being. Her patience has delivered on her aspirations.

"Eventually, I was able to become an educated person," Shuruq says. "My career finally began with the healthy school feeding programme, thanks to WFP and the collaboration of the Ghor Al Naqe' Women's Association and the Jordan's Royal Health Awareness Society."

The healthy school feeding programme is a central part of WFP's support for Jordanian and refugee girls and boys living in pockets of poverty across the Kingdom's community. Under the programme, WFP distributes a baked pastry, a piece of vegetable and a piece of fruit for every student; four days a week during the 12-week semester. WFP reaches more than 2,500 schools and assists more than 83,000 students through this programme. Moreover, this model created nearly 390 job opportunities in 2022 for vulnerable women like Shuruq. They work in safe and accessible healthy kitchens in local communities and have full social security benefits.

The schools thereby serve as platforms for change in educating children on health and nutrition, through a behavioural approach that encourages healthy eating habits. Furthermore, an important element of the programme is the way vulnerable women like Shuruq have been enabled to earn a fair wage and help their community, by preparing and packing locally procured and produced healthy meals for selected schools.



# Data Notes

## Overview

[1] Jordan Department of Statistics, GDP for Quarter3/2022

[2] This is the maximum reached in 2022, WFP price monitoring report 2022.

[3] A family ration is calculated on an average of 5 members in a household. That is equivalent to 11,360 beneficiaries of 2,272 participants assisted with conditional cash based transfers.

[4] The WFP-UNHCR joint data repository and referral mechanism will foster new partnerships with other UN agencies and development actors (GIZ), who are engaged in multi-year programmes supporting vocational training, employment and livelihood activities.

[5] The evaluation of the CSP made six recommendations which were systematically incorporated into the new CSP for 2023-2027. Overall, the evaluation showed that the CSP was aligned with the direction of the government, with WFP maintaining an essential humanitarian response during the protracted Syrian refugee crisis as the vulnerabilities of Syrian refugees and Jordanians deepened. WFP also provided capacity strengthening for national institutions and worked to harmonize its approach with national systems. The evaluation also showed that WFP evolved further in the transition from the use of unconditional cash assistance to resilience and self-reliance activities and the development of more predictable social safety nets in partnership with the Government and other actors.

[6] The final management letter of the external audit was not yet issued as of December 2022.

Data notes on infographics:

[1] Demography: WFP Jordan reached more children than planned within the age group 5-12 school students through the school feeding programme.

[2] Beneficiaries by programme areas: Over and under achievements are detailed under each corresponding Programme Performance section of the ACR: Asset creation faced fund issues; School feeding needs required targeting more students; Unconditional resource transfer faced funding issues.

[3] Transfers by Modality: Food exceeded planned due to the distribution of date bars under the school feeding programme which targeted more students in communities. In camps, students received food while the plan was to receive CBT (under the healthy school meals programme). The low CBT transfer value is due to the decreased transfer level from September to November 2022. WFP had no plans to distribute commodity vouchers, but in camps and due to the response to COVID-19 (food parcels) and an interruption with the blockchain, WFP carried out bread distribution using this modality.

The actual number of beneficiaries supported reached 1,041,742 people including the overlaps: 33,345 people were assisted by general food and school feeding assistances. In addition, 2,615 people were assisted by general food and resilience.

[4] SDG2 indicator (prevalence of undernourishment): WFP assisted 467,355 refugees with distribution of date packs only.

## Context and Operations

[1] Jordan's Department of Statistics.

[2] UNHCR Jordan operational update, December 2022.

[3] Percentages for Jordanians are: Households headed by women (59 percent), households including persons with disabilities; with lesser productive potential (63 percent) and large households (61 percent).

[4] United Nations Jordan. 2021. Policy Brief: Healthy Diets for all in Jordan.

## Partnerships

[1] 26 percent of the partners are led by women.

[2] 52 percent of the total agreement cost was for local NGOs.

[3] CEWAS is a water and sanitation start-up incubator and business innovation training programme.

[4] Decapolis is a global leader in food safety and quality traceability technology.

## Strategic outcome 01

[1] The 525,000 was the highest planned number of beneficiaries in the first quarter of 2021, with beneficiaries included in WFP's COVID expansion at that time. After that, WFP implemented a retargeting and prioritization exercise resulting in a decreased planned number of beneficiaries to 450,000.

[2] The activities were designed following qualitative formative research that considered the social norms and practices that lead to suboptimal dietary behaviours.

[3] WFP sponsored representatives from the Jordanian delegation to attend the Climate Change Conference (COP 27).

Data tables:

[1] In 2022, WFP continued to distribute food parcels through commodity vouchers as a response to COVID-19, uniquely for refugees in isolation. Moreover, in March 2022, the blockchain system in camps was suspended for a few days (due to a major technical update and maintenance). Consequently, WFP decided to cover daily bread needs through commodity vouchers.

[2] The actual number of beneficiaries who received food transfers is less than planned as WFP received less amount of date packs than planned from the donors.



## Strategic outcome 02

- [1] The Ministry of Education conducts the targeting (selection of schools). According to the Ministry of Planning statistics, all targeted schools are located in poverty pockets.
- [2] The objectives of the working group are 1) to provide a forum for technical discussion on identifying and closing gender gaps through better integration of women's and girls' needs and priorities into NAF's cash transfer programmes' cycle, and 2) to coordinate stakeholders' efforts in providing gender technical assistance to NAF and its staff.

Data tables:

- [1] Beneficiaries receiving capacity strengthening transfers: WFP did not conduct capacity strengthening transfers in 2022 due to delays in the approvals.
- [2] Beneficiaries receiving cash-based transfers: was not carried out in camps as planned which is also connected to the low cash-based transfers. In addition, WFP did not cover the feeding days as planned.
- [3] The overachievement is due to the increased number of students in public schools as a long-term impact of COVID. This is also related to the high value in indicator B1 (Quantity of fortified food provided) compared to the planned value.
- [4] Regarding to indicators E.4.1 and E.4.2 (number of people reached through interpersonal SBCC approaches, male and female), WFP did not conduct SBCC to girls and boys. The focus was mainly on piloting the new school feeding programme. However, the SBCC material was developed to be piloted in 2023.
- [5] The outcome indicators (enrolment rate, dropout rate, retention rate and attendance) will only be available in 2023. The MoE usually reports on these indicators by the end of the following year (after the conclusion of the second scholastic year).

## Strategic outcome 03

- [1] 2022 Global Gender Gap Report.
- [2] Jordan Department of Statistics.
- [3] Selection was made by the MOA based on technical criteria related to water harvesting. Taking into consideration the majority of smallholder farmers in Jordan are men due to cultural challenges mentioned.

Data tables:

- [1] A.1: Beneficiaries receiving capacity strengthening transfers: the modality was introduced at the end of 2021. WFP Jordan added it to its Needs Based Plan in 2022 so a realistic planned figure is reflected. However, WFP targeted additional beneficiaries than planned.
- [2] A.1: Beneficiaries receiving cash-based transfer is lower than planned due to the lack of predictable multi-year resource availability, which is a prerequisite for effective integrated livelihood support programming. WFP reconsidered its ambitions for this Outcome and planned at the beginning of the year for a significantly reduced implementation plan for 2022. This is also translated to a lower transfer value.
- [3] D.1.98: Number of tree seedlings produced/provided: Actual number of beneficiaries is higher than planned as WFP targeted additional stations through different project phases.
- [4] F.1/F.2: Number of smallholder farmers: were targeted through several activities (86 beginning of the year with MOA smallholder farmer activities, 393 with MADAD FAO Farmers labours and 244 with) the field schools activities.
- [5] DAA project concluded in 2021.
- [6] South-South and triangular cooperation support: concept note was submitted, however, it was not funded.

## Progress towards gender equality

- [1] Results of FSOM Q4/2022
- [2] According to Jordan's National Micronutrient and Nutrition Survey - 2019

Data tables:

- [1] No follow-up indicators for activity 1: This indicator was not included in the quarterly monitoring as there were no activities in 2022 designed to influence decision-making in the household.
- [2] There is a zero follow-up indicators for activity 4: as all workers received cash in communities.

## Environment

- [1] Jordan's Second Biennial Update Report, Ministry of Environment, 2021
- [2] UN: Recycled wastewater provides a window for Jordan to address water scarcity, 2022
- [3] Energy Efficiency and Renewable Energy Policy for the Water Sector, Ministry of Water and Irrigation, 2020-2030
- [4] Water and Agriculture in Jordan, WANA Institute, 2019
- [5] Jordan's Sixth National Report on the Implementation of the Convention on Biological Diversity, Ministry of Environment, 2019

Data tables:

- [1] The proportion of FLAs/MOUs/CCs for CSP activities screened for environmental and social risk: During 2022, WFP scanned one environmental and social risk out of two in the Field Level Agreements related to activity 5 (livelihood). Generally, WFP Jordan monitors the environmental benefits to the surrounding areas due to the livelihood intervention, specifically the forestry activity. The local community reported that the natural areas had improved the natural environment due to land stabilization and restoration. Almost all respondents stated that natural areas had improved the natural environment due to land stabilization and restoration. Community members described the areas as barren desert, but if continued maintenance and irrigation is provided, they see that the environment will be enhanced.

## Shuruq triumphs over Adversity

Photo: Life with a disability has taught me the patience I need to engage in the community that rejected me.

©WFP/Mohammad Batah

# Annex

## Reporting on beneficiary information in WFP's annual country reports

To produce estimates of the total number of unique beneficiaries WFP has assisted yearly, the data from all activities and transfer modalities must be adjusted to eliminate overlaps and add new beneficiaries. Further background information is provided in the summary tables annex of the ACR.

The final estimated number of beneficiaries assisted in each country is validated by country offices and entered in COMET at the end of every year:


- the total number of beneficiaries, which is the sum of all direct beneficiaries reached under all country level activities, based on the adjusted totals that seek to eliminate overlap;
- the total number of beneficiaries receiving food transfers, cash-based transfers and commodity vouchers or capacity strengthening, the sum of all direct beneficiaries reached under the activities for each of these transfer modalities, based on the adjusted estimates that seek to eliminate overlap;
- the total number of beneficiaries assisted under each programme area, the sum of all direct beneficiaries reached under WFP's eight programme areas at the country level;
- the number of schoolchildren assisted under school-based programmes, the sum of all participants assisted under the school-based programmes, adjusted to exclude overlaps and activity supporters such as teachers and cooks.

Although WFP conducts quality assurance to provide beneficiary data which are as accurate as possible, numerous challenges remain regarding data collection, verification, entry and processing. Beneficiary numbers in ACRs should be considered "best estimates", subject to over- and under- estimation.

For the 2022 reporting period, disability data has been collected using a variety of approaches; head counts in single activities, disaggregation of data from post distribution monitoring reports (PDMs) and other data sources from UN agencies and National Census data. As standardized guidance was not available in WFP prior to 2020, these methods have varied according to the existing needs, capacity, and experience of various WFP activities and operational contexts. Moving forward, as part of the 2020 Disability Inclusion Road Map, WFP is building on continued efforts to mainstream and standardize disability data collection methodologies, aligning with international standards and best practices.

# Figures and Indicators

## WFP contribution to SDGs

 <b>SDG 2: End hunger, achieve food security and improved nutrition and promote sustainable agriculture</b>											
WFP Strategic Goal :						WFP Contribution (by WFP, or by governments or partners with WFP Support)					
SDG Indicator	National Results					SDG-related indicator	Direct				Indirect
	Unit	Female	Male	Overall	Year		Unit	Female	Male	Overall	
Prevalence of undernourishment	%					Number of people reached (by WFP, or by governments or partners with WFP support) to improve their food security	Number	233,677	233,678	467,355	
Proportion of agricultural area under productive and sustainable agriculture	%					Number of hectares of land rehabilitated (by WFP, or by governments or partners with WFP support)	Ha			150	

## Beneficiaries by Sex and Age Group

Beneficiary Category	Gender	Planned	Actual	% Actual vs. Planned
Total Beneficiaries	male	546,534	498,476	91%
	female	542,781	507,306	93%
	total	1,089,315	1,005,782	92%
<b>By Age Group</b>				
0-23 months	male	26,166	20,067	77%
	female	25,468	19,297	76%
	total	51,634	39,364	76%
24-59 months	male	37,136	36,678	99%
	female	35,117	36,267	103%
	total	72,253	72,945	101%
5-11 years	male	176,726	272,892	154%
	female	174,999	279,409	160%
	total	351,725	552,301	157%
12-17 years	male	134,436	43,617	32%
	female	128,781	42,554	33%
	total	263,217	86,171	33%
18-59 years	male	160,816	116,129	72%
	female	163,448	118,340	72%
	total	324,264	234,469	72%

Beneficiary Category	Gender	Planned	Actual	% Actual vs. Planned
60+ years	male	11,254	9,093	81%
	female	14,968	11,439	76%
	total	26,222	20,532	78%

## Beneficiaries by Residence Status

Residence Status	Planned	Actual	% Actual vs. Planned
Resident	461,829	460,959	100%
Refugee	627,486	544,823	87%

## Beneficiaries by Programme Area

Programme Area	Planned	Actual	% Actual vs. Planned
Asset Creation and Livelihood	68,125	13,305	19%
School based programmes	422,000	498,345	118%
Unconditional Resource Transfers	628,690	530,092	84%

## Annual Food Transfer (mt)

Commodities	Planned Distribution (mt)	Actual Distribution (mt)	% Actual vs. Planned
Everyone has access to food			
Strategic Outcome 01			
Dried Fruits	423	300	71%
Rations	66	35	53%
Strategic Outcome 02			
High Energy Biscuits	1,406	1,998	142%

## Annual Cash Based Transfer and Commodity Voucher (USD)

Modality	Planned Distribution (CBT)	Actual Distribution (CBT)	% Actual vs. Planned
Strategic result 01: Everyone has access to food			
Strategic Outcome 01			
Cash	162,224,576	113,026,165	70%
Commodity Voucher	0	61,242	-
Value Voucher	0	44,754,875	-
Strategic Outcome 02			
Cash	6,057,630	2,794,230	46%
Strategic Outcome 03			
Cash	24,098,040	1,869,314	8%

## Strategic Outcome and Output Results

Strategic Outcome 01: Crisis affected populations in Jordan, including refugees, meet their food and nutrition needs throughout the year.				Crisis Response	
Output Results					
Activity 01: Provide nutrition-sensitive food assistance to refugees and other crisis-affected populations.					
Detailed Indicator	Beneficiary Group	Sub Activity	Unit of measure	Planned	Actual
A.1: Beneficiaries receiving cash-based transfers	All	General Distribution	Female	262,500	233,541
			Male	262,500	233,814
			<b>Total</b>	<b>525,000</b>	<b>467,355</b>
A.1: Beneficiaries receiving commodity vouchers transfers	All	General Distribution	Female	0	45,256
			Male	0	45,981
			<b>Total</b>	<b>0</b>	<b>91,237</b>
A.1: Beneficiaries receiving food transfers	All	General Distribution	Female	108,796	77,237
			Male	108,794	90,947
			<b>Total</b>	<b>217,590</b>	<b>168,184</b>
A.2: Food transfers			MT	489	335
A.3: Cash-based transfers			US\$	162,224,576	157,781,040
A.4: Commodity Vouchers transfers			US\$	0	61,242

Output Results				
Activity 01: Provide nutrition-sensitive food assistance to refugees and other crisis-affected populations.				
Output indicator	Detailed indicator	Unit of measure	Planned	Actual
A: Targeted refugees receive nutrition-sensitive food assistance that meets their basic food and nutrition needs.				
General Distribution				
A.7: Number of retailers participating in cash-based transfer programmes	A.7.1: Number of retailers participating in cash-based transfer programmes	retailer	183	182
Activity 02: Provide tools, systems and training to the Government to enhance its emergency preparedness and response capabilities.				
Output indicator	Detailed indicator	Unit of measure	Planned	Actual
C: People vulnerable to shocks are protected through the enhanced ability of national authorities to reduce disaster risks and respond to emergencies.				
Institutional capacity strengthening activities				
C.5*: Number of capacity strengthening initiatives facilitated by WFP to enhance national food security and nutrition stakeholder capacities (new)	C.5*.1: Number of technical assistance activities provided	unit	1	1
C.6*: Number of tools or products developed or revised to enhance national food security and nutrition systems as a result of WFP capacity strengthening support (new)	C.6*.1: Number of tools or products developed	unit	1	1

Outcome Results								
Activity 01: Provide nutrition-sensitive food assistance to refugees and other crisis-affected populations.								
Outcome Indicator	Sex	Baseline	End-CSP Target	2022 Target	2022 Follow-up	2021 Follow-up	2020 Follow-up	source
<b>Target Group:</b> Extremely vulnerable Syrian refugees in community - <b>Location:</b> Jordan - <b>Modality:</b> Cash - <b>Subactivity:</b> General Distribution								

Consumption-based Coping Strategy Index (Average)	Female	4.5	≤3.78	≤3.78	10	16	10.14	WFP survey
	Male	5.9	≤3.95	≤3.95	10	14	9.25	WFP survey
	Overall	5.2	≤3.8	≤3.8	10	15	9.47	WFP survey
Food Consumption Score – Nutrition: Percentage of households that consumed Hem Iron rich food daily (in the last 7 days)	Female	1.15	≥40.7	≥40.7	0	1		WFP survey
	Male	2.32	≥26.7	≥26.7	1	0.3		WFP survey
	Overall	2.02	≥31.8	≥31.8	0	0.6		WFP survey
Food Consumption Score – Nutrition: Percentage of households that consumed Vit A rich food daily (in the last 7 days)	Female	67.82	≥80.7	≥80.7	45	55		WFP survey
	Male	70.66	≥78	≥78	38	53		WFP survey
	Overall	69.94	≥79.1	≥79.1	41	54		WFP survey
Food Consumption Score – Nutrition: Percentage of households that consumed Protein rich food daily (in the last 7 days)	Female	79.31	≥87.6	≥87.6	77	69		WFP survey
	Male	83.78	≥87.8	≥87.8	73	69		WFP survey
	Overall	82.66	≥87.9	≥87.9	75	69		WFP survey
Food Consumption Score – Nutrition: Percentage of households that never consumed Hem Iron rich food (in the last 7 days)	Female	21.84	≤13.1	≤13.1	35	41		WFP survey
	Male	21.62	≤16.2	≤16.2	37	38.7		WFP survey
	Overall	21.68	≤15.1	≤15.1	36	39.4		WFP survey
Food Consumption Score – Nutrition: Percentage of households that never consumed Protein rich food (in the last 7 days)	Female	0	≤0	≤0	1	3		WFP survey
	Male	1.16	≤0.9	≤0.9	2	2		WFP survey
	Overall	0.87	≤0.6	≤0.6	1	3		WFP survey
Food Consumption Score – Nutrition: Percentage of households that never consumed Vit A rich food (in the last 7 days)	Female	4.6	≤2.8	≤2.8	9	6		WFP survey
	Male	1.16	≤0.9	≤0.9	8	5		WFP survey
	Overall	2.02	≤1.4	≤1.4	8	5		WFP survey
Food Consumption Score – Nutrition: Percentage of households that sometimes consumed Hem Iron rich food (in the last 7 days)	Female	77.01	≤46.2	≤46.2	65	58		WFP survey
	Male	76.06	≤57	≤57	62	61		WFP survey
	Overall	76.3	≤53.1	≤53.1	64	60		WFP survey
Food Consumption Score – Nutrition: Percentage of households that sometimes consumed Protein rich food (in the last 7 days)	Female	20.69	≤12.4	≤12.4	22	28		WFP survey
	Male	15.06	≤11.3	≤11.3	25	29		WFP survey
	Overall	16.47	≤11.5	≤11.5	24	28		WFP survey
Food Consumption Score – Nutrition: Percentage of households that sometimes consumed Vit A rich food (in the last 7 days)	Female	27.59	≤16.6	≤16.6	47	39		WFP survey
	Male	28.19	≤21.1	≤21.1	54	42		WFP survey
	Overall	28.03	≤19.5	≤19.5	51	41		WFP survey
Food Consumption Score: Percentage of households with Acceptable Food Consumption Score	Female	88	≥89.8	≥89.8	85	76	82.76	WFP survey
	Male	93	≥93.9	≥93.9	81	78	89.58	WFP survey
	Overall	91	≥92.2	≥92.2	82	77	87.86	WFP survey
Food Consumption Score: Percentage of households with Borderline Food Consumption Score	Female	10	≤10.2	≤10.2	14	18	12.64	WFP survey
	Male	6	≤6.1	≤6.1	16	19	8.88	WFP survey
	Overall	8	≤7.8	≤7.8	16	19	9.83	WFP survey
Food Consumption Score: Percentage of households with Poor Food Consumption Score	Female	2	=0	=0	1	6	4.6	WFP survey
	Male	1	=0	=0	3	3	1.54	WFP survey
	Overall	1	=0	=0	2	4	2.31	WFP survey
Livelihood-based Coping Strategy Index (Percentage of households using coping strategies): Percentage of households not using livelihood based coping strategies	Female	5.8	≥37.5	≥37.5	2	7	16.09	Joint survey
	Male	9.7	≥38.5	≥38.5	6	5	15.44	Joint survey
	Overall	9	≥37.9	≥37.9	5	6	15.61	Joint survey
Livelihood-based Coping Strategy Index (Percentage of households using coping strategies): Percentage of households using crisis coping strategies	Female	46.2	≤30	≤30	56	53	27.59	Joint survey
	Male	38.1	≤24.8	≤24.8	42	44	33.98	Joint survey
	Overall	41	≤26.7	≤26.7	46	48	32.37	Joint survey

Livelihood-based Coping Strategy Index (Percentage of households using coping strategies): Percentage of households using emergency coping strategies	Female	8.7	=0	=0	8	17	11.49	Joint survey
	Male	7.7	=0	=0	18	22	4.63	Joint survey
	Overall	8	=0	=0	15	20	6.36	Joint survey
Livelihood-based Coping Strategy Index (Percentage of households using coping strategies): Percentage of households using stress coping strategies	Female	39.4	≤32.5	≤32.5	34	23	44.83	Joint survey
	Male	44.5	≤36.7	≤36.7	34	29	45.95	Joint survey
	Overall	43	≤35.5	≤35.5	34	27	45.66	Joint survey
Minimum Dietary Diversity – Women	Overall	24	≥26	≥26	35			WFP survey
<b>Target Group:</b> Overall Syrian refugees - <b>Location:</b> Jordan - <b>Modality:</b> Cash, Value Voucher - <b>Subactivity:</b> General Distribution								
Consumption-based Coping Strategy Index (Average)	Female	4.56	≤3.56	≤3.56	0	17	10.65	WFP survey
	Male	3.59	≤3.48	≤3.48	9	14	10.28	WFP survey
	Overall	3.8	≤3.43	≤3.43	9	15	10.36	WFP survey
Food Consumption Score – Nutrition: Percentage of households that consumed Hem Iron rich food daily (in the last 7 days)	Female	2	≥40.9	≥40.9	0	0.6		WFP survey
	Male	3	≥27.2	≥27.2	1	0.4		WFP survey
	Overall	3	≥32.2	≥32.2	1	0.4		WFP survey
Food Consumption Score – Nutrition: Percentage of households that consumed Vit A rich food daily (in the last 7 days)	Female	67	≥79.9	≥79.9	46	58		WFP survey
	Male	71	≥78.2	≥78.2	46	59.3		WFP survey
	Overall	70	≥79.1	≥79.1	46	59		WFP survey
Food Consumption Score – Nutrition: Percentage of households that consumed Protein rich food daily (in the last 7 days)	Female	78	≥87	≥87	76	71.2		WFP survey
	Male	84	≥87.6	≥87.6	76	76.6		WFP survey
	Overall	82	≥87.8	≥87.8	76	75		WFP survey
Food Consumption Score – Nutrition: Percentage of households that never consumed Hem Iron rich food (in the last 7 days)	Female	27	≤16.2	≤16.2	36	39		WFP survey
	Male	23	≤17.4	≤17.4	37	34.6		WFP survey
	Overall	24	≤16.8	≤16.8	37	36		WFP survey
Food Consumption Score – Nutrition: Percentage of households that never consumed Protein rich food (in the last 7 days)	Female	1	≤0.5	≤0.5	1	2.8		WFP survey
	Male	1	≤0.9	≤0.9	1	1.4		WFP survey
	Overall	1	≤0.8	≤0.8	1	2		WFP survey
Food Consumption Score – Nutrition: Percentage of households that never consumed Vit A rich food (in the last 7 days)	Female	5	≤2.9	≤2.9	8	5		WFP survey
	Male	3	≤2.6	≤2.6	7	3.7		WFP survey
	Overall	4	≤2.6	≤2.6	7	4		WFP survey
Food Consumption Score – Nutrition: Percentage of households that sometimes consumed Hem Iron rich food (in the last 7 days)	Female	72	≤42.9	≤42.9	64	60.4		WFP survey
	Male	74	≤55.4	≤55.4	62	65.5		WFP survey
	Overall	73	≤51	≤51	62	63.6		WFP survey
Food Consumption Score – Nutrition: Percentage of households that sometimes consumed Protein rich food (in the last 7 days)	Female	21	≤12.6	≤12.6	23	26		WFP survey
	Male	15	≤11.4	≤11.4	23	22		WFP survey
	Overall	17	≤11.5	≤11.5	23	23		WFP survey
Food Consumption Score – Nutrition: Percentage of households that sometimes consumed Vit A rich food (in the last 7 days)	Female	29	≤17.3	≤17.3	46	37		WFP survey
	Male	26	≤19.2	≤19.2	47	37		WFP survey
	Overall	26	≤18.3	≤18.3	47	37		WFP survey
Food Consumption Score: Percentage of households with Acceptable Food Consumption Score	Female	89	≥90.8	≥90.8	84	78	83.25	WFP survey
	Male	92	≥92.9	≥92.9	83	83	88.79	WFP survey
	Overall	91	≥92.2	≥92.2	83	81	87.5	WFP survey
Food Consumption Score: Percentage of households with Borderline Food Consumption Score	Female	10	≤9.2	≤9.2	14	16	12.5	WFP survey
	Male	7	≤7.1	≤7.1	15	15	8.24	WFP survey
	Overall	8	≤7.8	≤7.8	15	15	9.2	WFP survey



Food Consumption Score: Percentage of households with Poor Food Consumption Score	Female	1	=0	=0	2	6	4.25	WFP survey
	Male	1	=0	=0	2	2	2.97	WFP survey
	Overall	1	=0	=0	2	4	3.3	WFP survey
Livelihood-based Coping Strategy Index (Percentage of households using coping strategies): Percentage of households not using livelihood based coping strategies	Female	10.9	≥45.1	≥45.1	3	9	9.75	WFP survey
	Male	11.6	≥40.1	≥40.1	6	4	7.05	WFP survey
	Overall	11.5	≥41.5	≥41.5	5	6	7.7	WFP survey
Livelihood-based Coping Strategy Index (Percentage of households using coping strategies): Percentage of households using crisis coping strategies	Female	41.2	≤22.7	≤22.7	51	52	39.5	WFP survey
	Male	32.9	≤19.7	≤19.7	40	42	39.2	WFP survey
	Overall	34.6	≤20.1	≤20.1	43	46	39.3	WFP survey
Livelihood-based Coping Strategy Index (Percentage of households using coping strategies): Percentage of households using emergency coping strategies	Female	6.3	=0	=0	8	17	11.75	WFP survey
	Male	5.3	=0	=0	14	20	10.47	WFP survey
	Overall	5.5	=0	=0	12	19	10.7	WFP survey
Livelihood-based Coping Strategy Index (Percentage of households using coping strategies): Percentage of households using stress coping strategies	Female	41.6	≤32.2	≤32.2	38	23	39	WFP survey
	Male	5.2	≤40.2	≤40.2	40	33	43.28	WFP survey
	Overall	48.5	≤38.4	≤38.4	39	29	42.3	WFP survey
Minimum Dietary Diversity – Women	Overall	24	≥26	≥26	36			WFP survey
<b>Target Group:</b> Refugees from other nationalities - <b>Location:</b> Jordan - <b>Modality:</b> Cash - <b>Subactivity:</b> General Distribution								
Consumption-based Coping Strategy Index (Average)	Female	6	≤3.96	≤3.96	8	15	7.58	WFP survey
	Male	5.4	≤3.94	≤3.94	10	17	9.26	WFP survey
	Overall	5.7	≤4.02	≤4.02	10	17	8.85	WFP survey
Food Consumption Score – Nutrition: Percentage of households that consumed Hem Iron rich food daily (in the last 7 days)	Female	0	≥40.9	≥40.9	1	0		WFP survey
	Male	0	≥27.2	≥27.2	1	1		WFP survey
	Overall	0	≥32.2	≥32.2	1	1		WFP survey
Food Consumption Score – Nutrition: Percentage of households that consumed Vit A rich food daily (in the last 7 days)	Female	48	≥79.9	≥79.9	28	63		WFP survey
	Male	49	≥78.2	≥78.2	30	53		WFP survey
	Overall	49	≥79.1	≥79.1	29	52		WFP survey
Food Consumption Score – Nutrition: Percentage of households that consumed Protein rich food daily (in the last 7 days)	Female	73	≥78	≥78	64	64		WFP survey
	Male	78	≥78.6	≥78.6	72	66		WFP survey
	Overall	77	≥78.8	≥78.8	70	66		WFP survey
Food Consumption Score – Nutrition: Percentage of households that never consumed Hem Iron rich food (in the last 7 days)	Female	32	≤16.2	≤16.2	50	25		WFP survey
	Male	28	≤17.4	≤17.4	40	34		WFP survey
	Overall	29	≤16.8	≤16.8	43	33		WFP survey
Food Consumption Score – Nutrition: Percentage of households that never consumed Protein rich food (in the last 7 days)	Female	1	≤0.5	≤0.5	7	0		WFP survey
	Male	2	≤0.9	≤0.9	1	0		WFP survey
	Overall	2	≤0.8	≤0.8	2	0		WFP survey
Food Consumption Score – Nutrition: Percentage of households that never consumed Vit A rich food (in the last 7 days)	Female	5	≤2.9	≤2.9	14	7		WFP survey
	Male	9	≤2.6	≤2.6	13	3		WFP survey
	Overall	8	≤2.6	≤2.6	13	6		WFP survey
Food Consumption Score – Nutrition: Percentage of households that sometimes consumed Hem Iron rich food (in the last 7 days)	Female	68	≤42.9	≤42.9	49	75		WFP survey
	Male	72	≤55.4	≤55.4	59	66		WFP survey
	Overall	71	≤51	≤51	56	67		WFP survey

Food Consumption Score – Nutrition: Percentage of households that sometimes consumed Protein rich food (in the last 7 days)	Female	26	≤12.6	≤12.6	29	36		WFP survey
	Male	20	≤11.4	≤11.4	27	34		WFP survey
	Overall	21	≤11.5	≤11.5	28	34		WFP survey
Food Consumption Score – Nutrition: Percentage of households that sometimes consumed Vit A rich food (in the last 7 days)	Female	47	≤17.3	≤17.3	58	30		WFP survey
	Male	41	≤19.2	≤19.2	57	44		WFP survey
	Overall	43	≤18.3	≤18.3	58	42		WFP survey
Food Consumption Score: Percentage of households with Acceptable Food Consumption Score	Female	74.5	≥86.4	≥86.4	81	71	79.35	WFP survey
	Male	79	≥88.5	≥88.5	80	80	84.3	WFP survey
	Overall	77	≥87.3	≥87.3	80	79	83.12	WFP survey
Food Consumption Score: Percentage of households with Borderline Food Consumption Score	Female	23.5	≤13.6	≤13.6	12	29	19.57	WFP survey
	Male	17	≤11.5	≤11.5	16	20	11.6	WFP survey
	Overall	20	≤12.7	≤12.7	15	21	13.51	WFP survey
Food Consumption Score: Percentage of households with Poor Food Consumption Score	Female	2	=0	=0	7	0	1.09	WFP survey
	Male	4	=0	=0	4	0	4.1	WFP survey
	Overall	3	=0	=0	5	0	3.37	WFP survey
Livelihood-based Coping Strategy Index (Percentage of households using coping strategies): Percentage of households not using livelihood based coping strategies	Female	15.3	≥39	≥39	4	11	6.52	WFP survey
	Male	9.6	≥36.5	≥36.5	8	0	5.46	WFP survey
	Overall	11	≥37.1	≥37.1	7	2	5.71	WFP survey
Livelihood-based Coping Strategy Index (Percentage of households using coping strategies): Percentage of households using crisis coping strategies	Female	45.9	≤29.8	≤29.8	59	43	54.35	WFP survey
	Male	52.6	≤34.2	≤34.2	46	54	45.39	WFP survey
	Overall	51	≤33.2	≤33.2	49	53	47.53	WFP survey
Livelihood-based Coping Strategy Index (Percentage of households using coping strategies): Percentage of households using emergency coping strategies	Female	1	=0	=0	3	21	13.04	WFP survey
	Male	2.2	=0	=0	11	14	13.99	WFP survey
	Overall	2	=0	=0	9	15	13.77	WFP survey
Livelihood-based Coping Strategy Index (Percentage of households using coping strategies): Percentage of households using stress coping strategies	Female	37.8	≤31.2	≤31.2	34	25	26.09	WFP survey
	Male	35.5	≤29.3	≤29.3	35	32	35.15	WFP survey
	Overall	36	≤29.7	≤29.7	35	31	32.99	WFP survey
Minimum Dietary Diversity – Women	Overall	38	≥38	≥38	14			WFP survey
<b>Target Group:</b> Syrian refugees in camp - <b>Location:</b> Jordan - <b>Modality:</b> Value Voucher - <b>Subactivity:</b> General Distribution								
Consumption-based Coping Strategy Index (Average)	Female	2.9	≤2.81	≤2.81	7	13	10.17	WFP survey
	Male	2.4	≤2.38	≤2.38	8	12	8.46	WFP survey
	Overall	2.7	≤2.65	≤2.65	8	12	8.79	WFP survey
Food Consumption Score – Nutrition: Percentage of households that consumed Hem Iron rich food daily (in the last 7 days)	Female	0.6	≥40.4	≥40.4	1	0	3.88	WFP survey
	Male	1.8	≥26.3	≥26.3	1	0.8	5.44	WFP survey
	Overall	1.5	≥31.4	≥31.4	1	0.6	5.14	WFP survey
Food Consumption Score – Nutrition: Percentage of households that consumed Vit A rich food daily (in the last 7 days)	Female	63.5	≥78.1	≥78.1	61	62	83.87	WFP survey
	Male	74.6	≥81	≥81	63	71	87.43	WFP survey
	Overall	72.4	≥80.8	≥80.8	63	69.2	86.71	WFP survey
Food Consumption Score – Nutrition: Percentage of households that consumed Protein rich food daily (in the last 7 days)	Female	63.5	≥78.2	≥78.2	78	79	90	WFP survey
	Male	78.8	≥84.1	≥84.1	84	86	92	WFP survey
	Overall	75.7	≥83.1	≥83.1	83	84	92	WFP survey
Food Consumption Score – Nutrition: Percentage of households that never consumed Hem Iron rich food (in the last 7 days)	Female	47.8	≤28.7	≤28.7	38	33	23	WFP survey
	Male	38.3	≤28.7	≤28.7	34	24	15	WFP survey
	Overall	40.2	≤28	≤28	34	25	17	WFP survey

Food Consumption Score – Nutrition: Percentage of households that never consumed Protein rich food (in the last 7 days)	Female	5	≤3	≤3	2	3	0.78	WFP survey
	Male	3.3	≤2.5	≤2.5	1	0	0.56	WFP survey
	Overall	3.7	≤2.6	≤2.6	1	1	0.6	WFP survey
Food Consumption Score – Nutrition: Percentage of households that never consumed Vit A rich food (in the last 7 days)	Female	6.9	≤4.1	≤4.1	5	6	3.1	WFP survey
	Male	7.2	≤5.4	≤5.4	4	1	0.56	WFP survey
	Overall	71	≤4.9	≤4.9	4	1.8	1.06	WFP survey
Food Consumption Score – Nutrition: Percentage of households that sometimes consumed Hem Iron rich food (in the last 7 days)	Female	51.6	≤31	≤31	61	67	72.87	WFP survey
	Male	60	≤45	≤45	65	75.2	79.55	WFP survey
	Overall	58.3	≤40.6	≤40.6	65	74.4	78.25	WFP survey
Food Consumption Score – Nutrition: Percentage of households that sometimes consumed Protein rich food (in the last 7 days)	Female	31.4	≤18.8	≤18.8	20	18	9.3	WFP survey
	Male	17.9	≤13.4	≤13.4	15	14	7.7	WFP survey
	Overall	20.6	≤14.3	≤14.3	16	15	7.85	WFP survey
Food Consumption Score – Nutrition: Percentage of households that sometimes consumed Vit A rich food (in the last 7 days)	Female	29.6	≤17.8	≤17.8	34	32	13.18	WFP survey
	Male	18.2	≤13.7	≤13.7	33	28	12.01	WFP survey
	Overall	20.5	≤14.3	≤14.3	33	29	12.24	WFP survey
Food Consumption Score: Percentage of households with Acceptable Food Consumption Score	Female	90	≥90	≥90	87	87	93.8	Joint survey
	Male	97	≥97	≥97	91	91	95.5	Joint survey
	Overall	94	≥95	≥95	90	91	95.17	Joint survey
Food Consumption Score: Percentage of households with Borderline Food Consumption Score	Female	9	≤10	≤10	11	10	3.88	Joint survey
	Male	2	≤3	≤3	8	9	3.19	Joint survey
	Overall	5	≤5	≤5	8	9	3.32	Joint survey
Food Consumption Score: Percentage of households with Poor Food Consumption Score	Female	1	=0	=0	2	3	2.33	Joint survey
	Male	1	=0	=0	1	0	1.21	Joint survey
	Overall	1	=0	=0	2	1	1.51	Joint survey
Livelihood-based Coping Strategy Index (Percentage of households using coping strategies): Percentage of households not using livelihood based coping strategies	Female	12.8	≥32.9	≥32.9	3	9	9.3	WFP survey
	Male	18.2	≥35.9	≥35.9	6	6	8.07	WFP survey
	Overall	17	≥35.1	≥35.1	6	7	7.1	WFP survey
Livelihood-based Coping Strategy Index (Percentage of households using coping strategies): Percentage of households using crisis coping strategies	Female	25.1	≤17	≤17	34	42	45.74	WFP survey
	Male	12.9	≤9	≤9	36	39	53.28	WFP survey
	Overall	15	≤10.5	≤10.5	36	39	51.81	WFP survey
Livelihood-based Coping Strategy Index (Percentage of households using coping strategies): Percentage of households using emergency coping strategies	Female	3.9	=0	=0	2	8	10.85	WFP survey
	Male	4	=0	=0	3	12	6.19	WFP survey
	Overall	4	=0	=0	3	11	8.31	WFP survey
Livelihood-based Coping Strategy Index (Percentage of households using coping strategies): Percentage of households using stress coping strategies	Female	58.3	≤49.6	≤49.6	61	40	34.11	WFP survey
	Male	64.8	≤55.1	≤55.1	54	44	32.46	WFP survey
	Overall	64	≤54.4	≤54.4	55	43	32.78	WFP survey
Minimum Dietary Diversity – Women	Overall	29	≥31	≥31	47			WFP survey
<b>Target Group:</b> Vulnerable Syrian refugees in community - <b>Location:</b> Jordan - <b>Modality:</b> Cash - <b>Subactivity:</b> General Distribution								
Consumption-based Coping Strategy Index (Average)	Female	4.9	≤3.97	≤3.97	11	13	14.89	WFP survey
	Male	4.9	≤3.97	≤3.97	9	12	16.14	WFP survey
	Overall	4.9	≤3.97	≤3.97	9	12	15.82	WFP survey
Food Consumption Score – Nutrition: Percentage of households that consumed Hem Iron rich food daily (in the last 7 days)	Female	0	≥40	≥40	1	0		WFP survey
	Male	1.15	≥25.9	≥25.9	0	1		WFP survey
	Overall	0.85	≥31	≥31	0	0.9		WFP survey

Food Consumption Score – Nutrition: Percentage of households that consumed Vit A rich food daily (in the last 7 days)	Female	59.78	≥75.9	≥75.9	41	55		WFP survey
	Male	61.83	≥71.4	≥71.4	42	56		WFP survey
	Overall	61.3	≥73.1	≥73.1	42	56		WFP survey
Food Consumption Score – Nutrition: Percentage of households that consumed Protein rich food daily (in the last 7 days)	Female	66.3	≥79.8	≥79.8	70	70		WFP survey
	Male	72.14	≥79.1	≥79.1	72	74		WFP survey
	Overall	70.62	≥79.6	≥79.6	72	73		WFP survey
Food Consumption Score – Nutrition: Percentage of households that never consumed Hem Iron rich food (in the last 7 days)	Female	32.61	≤19.6	≤19.6	37	42		WFP survey
	Male	36.64	≤27.5	≤27.5	41	43		WFP survey
	Overall	35.59	≤24.8	≤24.8	40	43.1		WFP survey
Food Consumption Score – Nutrition: Percentage of households that never consumed Protein rich food (in the last 7 days)	Female	1.09	≤0.7	≤0.7	1	0		WFP survey
	Male	1.91	≤1.4	≤1.4	0	3		WFP survey
	Overall	1.69	≤1.2	≤1.2	0	2.8		WFP survey
Food Consumption Score – Nutrition: Percentage of households that never consumed Vit A rich food (in the last 7 days)	Female	6.52	≤3.9	≤3.9	8	6		WFP survey
	Male	5.34	≤4	≤4	6	8		WFP survey
	Overall	5.65	≤3.9	≤3.9	8	8		WFP survey
Food Consumption Score – Nutrition: Percentage of households that sometimes consumed Hem Iron rich food (in the last 7 days)	Female	67.39	≤40.4	≤40.4	62	58		WFP survey
	Male	62.21	≤46.7	≤46.7	59	56		WFP survey
	Overall	63.56	≤44.2	≤44.2	60	56		WFP survey
Food Consumption Score – Nutrition: Percentage of households that sometimes consumed Protein rich food (in the last 7 days)	Female	32.61	≤19.6	≤19.6	27	30		WFP survey
	Male	25.95	≤19.5	≤19.5	28	23		WFP survey
	Overall	27.68	≤19.3	≤19.3	27	24		WFP survey
Food Consumption Score – Nutrition: Percentage of households that sometimes consumed Vit A rich food (in the last 7 days)	Female	33.7	≤20.2	≤20.2	51	39		WFP survey
	Male	32.82	≤24.6	≤24.6	52	36		WFP survey
	Overall	33.05	≤23	≤23	52	36		WFP survey
Food Consumption Score: Percentage of households with Acceptable Food Consumption Score	Female	86	≥92	≥92	77	79	72.83	WFP survey
	Male	79	≥86.1	≥86.1	79	80	79.39	WFP survey
	Overall	83	≥89.9	≥89.9	79	80	77.68	WFP survey
Food Consumption Score: Percentage of households with Borderline Food Consumption Score	Female	12	≤8	≤8	30	21	17.39	WFP survey
	Male	18	≤13.9	≤13.9	27	16	14.12	WFP survey
	Overall	15	≤8.1	≤8.1	28	17	14.97	WFP survey
Food Consumption Score: Percentage of households with Poor Food Consumption Score	Female	2	=0	=0	6	0	9.78	WFP survey
	Male	2	=0	=0	2	4	6.49	WFP survey
	Overall	2	=0	=0	3	4	7.35	WFP survey
Livelihood-based Coping Strategy Index (Percentage of households using coping strategies): Percentage of households not using livelihood based coping strategies	Female	11	≥46.8	≥46.8	6	7	16.3	WFP survey
	Male	8.7	≥41.6	≥41.6	10	5	16.03	WFP survey
	Overall	9	≥42.9	≥42.9	9	6	16.1	WFP survey
Livelihood-based Coping Strategy Index (Percentage of households using coping strategies): Percentage of households using crisis coping strategies	Female	50.7	≤29.4	≤29.4	6	53	25	WFP survey
	Male	42.2	≤25.3	≤25.3	6	38	29.77	WFP survey
	Overall	44	≤26.1	≤26.1	6	41	28.53	WFP survey
Livelihood-based Coping Strategy Index (Percentage of households using coping strategies): Percentage of households using emergency coping strategies	Female	8.2	=0	=0	53	17	3.26	WFP survey
	Male	7.6	=0	=0	48	23	3.44	WFP survey
	Overall	8	=0	=0	50	20	3.39	WFP survey

Livelihood-based Coping Strategy Index (Percentage of households using coping strategies): Percentage of households using stress coping strategies	Female	30.1	≤23.8	≤23.8	36	23	55.43	WFP survey
	Male	41.4	≤33.1	≤33.1	36	29	50.76	WFP survey
	Overall	39	≤31.1	≤31.1	36	27	51.98	WFP survey
Minimum Dietary Diversity – Women	Overall	26	≥28	≥28	33			WFP survey

### Activity 02: Provide tools, systems and training to the Government to enhance its emergency preparedness and response capabilities.

Outcome Indicator	Sex	Baseline	End-CSP Target	2022 Target	2022 Follow-up	2021 Follow-up	2020 Follow-up	source
-------------------	-----	----------	----------------	-------------	----------------	----------------	----------------	--------

**Target Group:** DDR institution - **Location:** Jordan - **Modality:** Capacity Strengthening - **Subactivity:** Institutional capacity strengthening activities

Number of national food security and nutrition policies, programmes and system components enhanced as a result of WFP capacity strengthening (new)	Overall	0	≥1	≥1	0	0	0	WFP programme monitoring
--	---------	---	----	----	---	---	---	--------------------------

### Strategic Outcome 02: Vulnerable populations in Jordan, including children, are covered by adequate social protection schemes by 2022. Resilience Building

#### Output Results

#### Activity 04: Provide nutrition-sensitive school feeding to targeted children.

Detailed Indicator	Beneficiary Group	Sub Activity	Unit of measure	Planned	Actual
A.1: Beneficiaries receiving capacity strengthening transfers	Students (primary schools)	School feeding (on-site)	Female	6,250	0
			Male	6,250	0
			<b>Total</b>	<b>12,500</b>	<b>0</b>
A.1: Beneficiaries receiving cash-based transfers	Activity supporters	Food assistance for asset	Female	1,756	1,391
			Male	1,769	554
			<b>Total</b>	<b>3,525</b>	<b>1,945</b>
A.1: Beneficiaries receiving cash-based transfers	Students (primary schools)	School feeding (on-site)	Female	43,000	43,349
			Male	43,000	40,015
			<b>Total</b>	<b>86,000</b>	<b>83,364</b>
A.1: Beneficiaries receiving food transfers	Students (primary schools)	School feeding (on-site)	Female	181,750	254,654
			Male	181,750	243,691
			<b>Total</b>	<b>363,500</b>	<b>498,345</b>
A.2: Food transfers			MT	1,406	1,998
A.3: Cash-based transfers			US\$	6,057,630	2,794,230

Output Results				
Activity 03: Support the Government in reforming and expanding national social protection schemes.				
Output indicator	Detailed indicator	Unit of measure	Planned	Actual
C: Children in Jordan benefit from the enhanced capacity of the Government to increase the effectiveness and sustainability of the national school meals programme.				
Institutional capacity strengthening activities				
C.5*: Number of capacity strengthening initiatives facilitated by WFP to enhance national food security and nutrition stakeholder capacities (new)	C.5*.1: Number of technical assistance activities provided	unit	2	2
C.6*: Number of tools or products developed or revised to enhance national food security and nutrition systems as a result of WFP capacity strengthening support (new)	C.6*.1: Number of tools or products developed	unit	1	1
C.7*: Number of national institutions benefitting from embedded or seconded expertise as a result of WFP capacity strengthening support (new)	C.7*.1: Number of national institutions benefitting from embedded or seconded expertise as a result of WFP capacity strengthening support (new)	Number	1	1
C: The most vulnerable people in Jordan benefit from strengthened, effective, equitable and inclusive national social protection schemes.				
Institutional capacity strengthening activities				
C.5*: Number of capacity strengthening initiatives facilitated by WFP to enhance national food security and nutrition stakeholder capacities (new)	C.5*.1: Number of technical assistance activities provided	unit	4	4
C.6*: Number of tools or products developed or revised to enhance national food security and nutrition systems as a result of WFP capacity strengthening support (new)	C.6*.1: Number of tools or products developed	unit	3	3
C.7*: Number of national institutions benefitting from embedded or seconded expertise as a result of WFP capacity strengthening support (new)	C.7*.1: Number of national institutions benefitting from embedded or seconded expertise as a result of WFP capacity strengthening support (new)	Number	2	2
Activity 04: Provide nutrition-sensitive school feeding to targeted children.				
Output indicator	Detailed indicator	Unit of measure	Planned	Actual
A: School meals recipients benefit from improved access to nutritious and diversified food.				
School feeding (on-site)				
A.6: Number of institutional sites assisted	A.6.23: Number of schools assisted by WFP	school	2,360	2,505
B: School meals recipients benefit from improved access to nutritious and diversified food.				
School feeding (on-site)				
B.1: Quantity of fortified food provided	B.1.1: Quantity of fortified food provided	MT	1,390	2,312
E*: School meal recipients benefit from improved access to nutritious and diversified food.				
School feeding (on-site)				
E*.4: Number of people reached through interpersonal SBCC approaches	E*.4.1: Number of people reached through interpersonal SBCC approaches (male)	Number	7,760	0
E*.4: Number of people reached through interpersonal SBCC approaches	E*.4.2: Number of people reached through interpersonal SBCC approaches (female)	Number	10,340	0
N*: School meals recipients benefit from improved access to nutritious and diversified food.				
School feeding (on-site)				

N*.1: Feeding days as percentage of total school days	N*.1.1: Feeding days as percentage of total school days	%	44	75
N*.2: Average number of school days per month on which multi-fortified or at least 4 food groups were provided (nutrition-sensitive indicator)	N*.2.1: Average number of school days per month on which multi-fortified or at least 4 food groups were provided (nutrition-sensitive indicator)	Days	17	15

Outcome Results								
Activity 03: Support the Government in reforming and expanding national social protection schemes.								
Outcome Indicator	Sex	Baseline	End-CSP Target	2022 Target	2022 Follow-up	2021 Follow-up	2020 Follow-up	source
<b>Target Group:</b> National Aid Fund - <b>Location:</b> Jordan - <b>Modality:</b> - <b>Subactivity:</b> Institutional capacity strengthening activities								
Proportion of cash-based transfers channelled through national social protection systems as a result of WFP capacity strengthening support (new)	Overall	0	=0	=0	0	1	0	WFP programme monitoring
<b>Target Group:</b> National institutions - <b>Location:</b> Jordan - <b>Modality:</b> - <b>Subactivity:</b> Institutional capacity strengthening activities								
Number of national food security and nutrition policies, programmes and system components enhanced as a result of WFP capacity strengthening (new)	Overall	0	≥2	≥2	2	3	1	WFP programme monitoring
Activity 04: Provide nutrition-sensitive school feeding to targeted children.								
Outcome Indicator	Sex	Baseline	End-CSP Target	2022 Target	2022 Follow-up	2021 Follow-up	2020 Follow-up	source
<b>Target Group:</b> South-south efforts - <b>Location:</b> Jordan - <b>Modality:</b> - <b>Subactivity:</b> School feeding (on-site)								
Number of national programmes enhanced as a result of WFP-facilitated South-South and triangular cooperation support (new)	Overall	0	≥1	≥1	1	0	0	WFP programme monitoring
<b>Target Group:</b> Students in camps - <b>Location:</b> Jordan - <b>Modality:</b> - <b>Subactivity:</b> School feeding (on-site)								
Retention rate / Drop-out rate (new): Drop-out rate	Overall	2.3	≤1	≤1				Secondary data
Retention rate / Drop-out rate (new): Retention rate	Overall	97.7	≥99	≥99				Secondary data
<b>Target Group:</b> Students in host community - <b>Location:</b> Jordan - <b>Modality:</b> - <b>Subactivity:</b> School feeding (on-site)								
Retention rate / Drop-out rate (new): Drop-out rate	Overall	1	≤1	≤1				Secondary data
Retention rate / Drop-out rate (new): Retention rate	Overall	99	≥99	≥99				Secondary data



Strategic Outcome 03: Vulnerable populations in Jordan, with a focus on women and young people, are more self-reliant and have better livelihood opportunities by 2022.					Resilience Building	
Output Results						
Activity 05: Provide livelihood support (training, income-generating opportunities, asset creation) to vulnerable people in rural and urban settings, with a focus on women and young people						
Detailed Indicator	Beneficiary Group	Sub Activity	Unit of measure	Planned	Actual	
A.1: Beneficiaries receiving capacity strengthening transfers	All	Food assistance for asset	Female	678	1,071	
			Male	677	1,201	
			<b>Total</b>	<b>1,355</b>	<b>2,272</b>	
A.1: Beneficiaries receiving cash-based transfers	All	Food assistance for asset	Female	30,427	4,994	
			Male	34,173	6,366	
			<b>Total</b>	<b>64,600</b>	<b>11,360</b>	
A.3: Cash-based transfers			US\$	24,098,040	1,869,314	

Output Results				
Activity 05: Provide livelihood support (training, income-generating opportunities, asset creation) to vulnerable people in rural and urban settings, with a focus on women and young people				
Output indicator	Detailed indicator	Unit of measure	Planned	Actual
D: Vulnerable people are supported in enhancing their livelihoods by participating in asset creation linked to climate change adaptation and disaster risk reduction.				
Food assistance for asset				
D.1: Number of assets built, restored or maintained by targeted households and communities, by type and unit of measure	D.1.13: Hectares (ha) of community woodlots/forest planted, maintained or protected	Ha	150	150
D.1: Number of assets built, restored or maintained by targeted households and communities, by type and unit of measure	D.1.98: Number of tree seedlings produced/provided	Number	1,500,000	2,200,000
F: Vulnerable smallholder farmers are supported in sustainably improving their livelihoods by benefiting from strengthened capacities and asset provision.				
Food assistance for asset				
F.1: Number of smallholder farmers supported/trained	F.1.52: Number of smallholder farmers mobilized, identified and profiled	Individual	300	479
F.1: Number of smallholder farmers supported/trained	F.1.53: Number of smallholder farmers supported by WFP	Individual	300	479
G: Vulnerable people are supported in enhancing their livelihoods by participating in asset creation linked to climate change adaptation and disaster risk reduction.				
Food assistance for asset				
G.4*: Number of participants of financial inclusion initiatives promoted by WFP	G.4*.1: Number of participants of financial inclusion initiatives promoted by WFP (Female)	Individual	1,000	1,000
G.4*: Number of participants of financial inclusion initiatives promoted by WFP	G.4*.2: Number of participants of financial inclusion initiatives promoted by WFP (Male)	Individual	1,272	1,272

Outcome Results								
Activity 05: Provide livelihood support (training, income-generating opportunities, asset creation) to vulnerable people in rural and urban settings, with a focus on women and young people								
Outcome Indicator	Sex	Baseline	End-CSP Target	2022 Target	2022 Follow-up	2021 Follow-up	2020 Follow-up	source
<b>Target Group:</b> DDA cycle 2021 Activities - <b>Location:</b> Jordan - <b>Modality:</b> Cash - <b>Subactivity:</b> Food assistance for training								



Consumption-based Coping Strategy Index (Average)	Female	19.9	≤15	≤15				WFP survey
	Male	17.3	≤15	≤15				WFP survey
	Overall	19.2	≤15	≤15				WFP survey
Food Consumption Score: Percentage of households with Acceptable Food Consumption Score	Female	62	≥80	≥80				WFP survey
	Male	68	≥80	≥80				WFP survey
	Overall	64	≥80	≥80				WFP survey
Food Consumption Score: Percentage of households with Borderline Food Consumption Score	Female	29	≤15	≤15				WFP survey
	Male	23	≤15	≤15				WFP survey
	Overall	27	≤5	≤5				WFP survey
Food Consumption Score: Percentage of households with Poor Food Consumption Score	Female	9	≤5	≤5				WFP survey
	Male	10	≤5	≤5				WFP survey
	Overall	9	≤5	≤5				WFP survey
Livelihood-based Coping Strategy Index (Percentage of households using coping strategies): Percentage of households not using livelihood based coping strategies	Female	9	≥30	≥30				WFP survey
	Male	5	≥30	≥30				WFP survey
	Overall	8	≥30	≥30				WFP survey
Livelihood-based Coping Strategy Index (Percentage of households using coping strategies): Percentage of households using crisis coping strategies	Female	26	≤25	≤25				WFP survey
	Male	25	≤25	≤25				WFP survey
	Overall	6	≤25	≤25				WFP survey
Livelihood-based Coping Strategy Index (Percentage of households using coping strategies): Percentage of households using emergency coping strategies	Female	8	≤5	≤5				WFP survey
	Male	5	≤5	≤5				WFP survey
	Overall	7	≤5	≤5				WFP survey
Livelihood-based Coping Strategy Index (Percentage of households using coping strategies): Percentage of households using stress coping strategies	Female	24	≥40	≥40				WFP survey
	Male	28	≥40	≥40				WFP survey
	Overall	27	≥40	≥40				WFP survey
<b>Target Group: MADAD - Location: Jordan - Modality: Capacity Strengthening, Cash - Subactivity: Food assistance for asset</b>								
Consumption-based Coping Strategy Index (Average)	Female	8.7	≤4.5	≤4.5	5.6			WFP survey
	Male	5.5	≤7.5	≤7.5	5.3			WFP survey
	Overall	6.7	≤6	≤6	5			WFP survey
Food Consumption Score: Percentage of households with Acceptable Food Consumption Score	Female	71	≥80	≥80	84			WFP survey
	Male	77	≥85	≥85	80			WFP survey
	Overall	74	≥82	≥82	82			WFP survey
Food Consumption Score: Percentage of households with Borderline Food Consumption Score	Female	19	≤15	≤15	13			WFP survey
	Male	20	≤13	≤13	20			WFP survey
	Overall	20	≤14	≤14	17			WFP survey
Food Consumption Score: Percentage of households with Poor Food Consumption Score	Female	10	≤5	≤5	3			WFP survey
	Male	3	≤2	≤2	0			WFP survey
	Overall	6	≤4	≤4	1			WFP survey
Livelihood-based Coping Strategy Index (Percentage of households using coping strategies): Percentage of households not using livelihood based coping strategies	Female	4	≥7	≥7	6			WFP survey
	Male	5	≥15	≥15	11			WFP survey
	Overall	5	≥11	≥11	9			WFP survey
Livelihood-based Coping Strategy Index (Percentage of households using coping strategies): Percentage of households using crisis coping strategies	Female	37	≤27	≤27	34			WFP survey
	Male	34	≤25	≤25	27			WFP survey
	Overall	35	≤26	≤26	30			WFP survey
Livelihood-based Coping Strategy Index (Percentage of households using coping strategies): Percentage of households using emergency coping strategies	Female	6	≤3	≤3	4			WFP survey
	Male	2	≤2	≤2	2			WFP survey
	Overall	4	≤3	≤3	3			WFP survey

Livelihood-based Coping Strategy Index (Percentage of households using coping strategies): Percentage of households using stress coping strategies	Female	53	≥63	≥63	55		WFP survey
	Male	59	≥58	≥58	60		WFP survey
	Overall	57	≥61	≥61	58		WFP survey
<b>Target Group:</b> MOA Activities - <b>Location:</b> Jordan - <b>Modality:</b> Cash - <b>Subactivity:</b> Food assistance for asset							
Proportion of the population in targeted communities reporting environmental benefits	Overall	63	≥93	≥93	98	92	WFP survey
<b>Target Group:</b> Resilience activities - <b>Location:</b> Jordan - <b>Modality:</b> - <b>Subactivity:</b> Food assistance for asset							
Number of national programmes enhanced as a result of WFP-facilitated South-South and triangular cooperation support (new)	Overall	0	≥1	≥1	0	0	WFP programme monitoring

**Strategic Outcome 04: Partnerships in support of the Sustainable Development Goals in Jordan are strengthened through effective and innovative solutions from WFP and its partners by 2022.** - Resilience Building

Output Results				
Activity 06: With other actors, develop a comprehensive food security and nutrition sector plan linked to other sectors and supported by a coordination structure				
Output indicator	Detailed indicator	Unit of measure	Planned	Actual
M: People in Jordan benefit from strengthened national capacities to effectively plan, coordinate and monitor the food security sector.				
Institutional capacity strengthening activities				
M.1: Number of national coordination mechanisms supported	M.1.1: Number of national coordination mechanisms supported	unit	1	1
Activity 07: Facilitate knowledge exchange between partners and the Government to promote piloting and scaling of innovative approaches to achieving the SDGs.				
Output indicator	Detailed indicator	Unit of measure	Planned	Actual
C: Vulnerable people in Jordan benefit from increased access of humanitarian and development partners to innovative assistance programming that enables them to provide more effective support, including in times of crisis.				
Service Delivery General				
C.4*: Number of people engaged in capacity strengthening initiatives facilitated by WFP to enhance national food security and nutrition stakeholder capacities (new)	C.4*.1: Number of government/national partner staff receiving technical assistance and training	Individual	2,360	2,360
K: Vulnerable people in Jordan benefit from increased access of humanitarian and development partners to innovative assistance programming that enables them to provide more effective support, including in times of crisis.				
Service Delivery General				
K.1: Number of partners supported	K.1.1: Number of partners supported	partner	4	6
Activity 08: Provide on-demand cash-based transfer services to partners.				
Output indicator	Detailed indicator	Unit of measure	Planned	Actual
H: Vulnerable people in Jordan receive cash-based assistance through WFP's CBT platform				
Service Delivery General				
H.11: Number of agencies using common cash-based transfer platforms	H.11.1: Number of agencies using common cash-based transfer platforms	agency/organization	3	3

Outcome Results								
Activity 06: With other actors, develop a comprehensive food security and nutrition sector plan linked to other sectors and supported by a coordination structure								
Outcome Indicator	Sex	Baseline	End-CSP Target	2022 Target	2022 Follow-up	2021 Follow-up	2020 Follow-up	source

Target Group: food security sector - Location: Jordan - Modality: Capacity Strengthening - Subactivity: Institutional capacity strengthening activities								
Number of national food security and nutrition policies, programmes and system components enhanced as a result of WFP capacity strengthening (new)	Overall	0	≥1	≥1	1	1	0	WFP programme monitoring
Activity 07: Facilitate knowledge exchange between partners and the Government to promote piloting and scaling of innovative approaches to achieving the SDGs.								
Outcome Indicator	Sex	Baseline	End-CSP Target	2022 Target	2022 Follow-up	2021 Follow-up	2020 Follow-up	source
Target Group: Partners in Jordan - Location: Jordan - Modality: Capacity Strengthening - Subactivity: Service Delivery General								
Partnerships Index (new)	Overall	0	≥9	≥9	11	8	3	WFP programme monitoring
Activity 08: Provide on-demand cash-based transfer services to partners.								
Outcome Indicator	Sex	Baseline	End-CSP Target	2022 Target	2022 Follow-up	2021 Follow-up	2020 Follow-up	source
Target Group: UN & Organizations - Location: Jordan - Modality: - Subactivity: CBT platform								
User satisfaction rate	Overall	74	≥80	≥80	61			WFP programme monitoring

## Cross-cutting Indicators

### Progress towards gender equality indicators

Improved gender equality and women's empowerment among WFP-assisted population								
Activity 01: Provide nutrition-sensitive food assistance to refugees and other crisis-affected populations.								
CrossCutting Indicator	Sex	Baseline	End-CSP Target	2022 Target	2022 Follow-up	2021 Follow-up	2020 Follow-up	source
<b>Target Group:</b> Refugees - <b>Location:</b> Jordan - <b>Modality:</b> Cash, Value Voucher - <b>Subactivity:</b> General Distribution								
Proportion of households where women, men, or both women and men make decisions on the use of food/cash/vouchers, disaggregated by transfer modality - Decisions jointly made by women and men	Overall	46	≥64	≥64		48	62	WFP survey
Proportion of households where women, men, or both women and men make decisions on the use of food/cash/vouchers, disaggregated by transfer modality - Decisions made by men	Overall	17	≤16	≤16		12	24	WFP survey
Proportion of households where women, men, or both women and men make decisions on the use of food/cash/vouchers, disaggregated by transfer modality - Decisions made by women	Overall	37	≤20	≤20		40	14	WFP survey
Activity 04: Provide nutrition-sensitive school feeding to targeted children.								
CrossCutting Indicator	Sex	Baseline	End-CSP Target	2022 Target	2022 Follow-up	2021 Follow-up	2020 Follow-up	source
<b>Target Group:</b> Refugees - <b>Location:</b> Jordan - <b>Modality:</b> - - <b>Subactivity:</b> School feeding (on-site)								
Proportion of food assistance decision-making entity – committees, boards, teams, etc. – members who are women - -	Overall	50	≥50	≥50	50		50	Secondary data
Activity 05: Provide livelihood support (training, income-generating opportunities, asset creation) to vulnerable people in rural and urban settings, with a focus on women and young people								
CrossCutting Indicator	Sex	Baseline	End-CSP Target	2022 Target	2022 Follow-up	2021 Follow-up	2020 Follow-up	source
<b>Target Group:</b> MADAD - <b>Location:</b> Jordan - <b>Modality:</b> Capacity Strengthening, Cash - <b>Subactivity:</b> Food assistance for asset								
Proportion of households where women, men, or both women and men make decisions on the use of food/cash/vouchers, disaggregated by transfer modality - Decisions jointly made by women and men	Overall	68	≥70	≥70	59			WFP survey
Proportion of households where women, men, or both women and men make decisions on the use of food/cash/vouchers, disaggregated by transfer modality - Decisions made by men	Overall	14	≤13	≤13	19			WFP survey

Proportion of households where women, men, or both women and men make decisions on the use of food/cash/vouchers, disaggregated by transfer modality - Decisions made by women	Overall	18	≤12	≤12	22			WFP survey
--	---------	----	-----	-----	----	--	--	------------

## Protection indicators

Affected populations are able to benefit from WFP programmes in a manner that ensures and promotes their safety, dignity and integrity

### Activity 01: Provide nutrition-sensitive food assistance to refugees and other crisis-affected populations.

CrossCutting Indicator	Sex	Baseline	End-CSP Target	2022 Target	2022 Follow-up	2021 Follow-up	2020 Follow-up	source
<b>Target Group:</b> Refugees - <b>Location:</b> Jordan - <b>Modality:</b> Cash, Value Voucher - <b>Subactivity:</b> General Distribution								
Proportion of targeted people having unhindered access to WFP programmes (new) - -	Female	100	=100	=100	100	99	99	WFP survey
	Male	100	=100	=100	100	98	97	WFP survey
	Overall	100	=100	=100	100	99	97	WFP survey
Proportion of targeted people receiving assistance without safety challenges (new) - -	Female	99	=100	=100	100	99	100	WFP survey
	Male	99	=100	=100	100	99	100	WFP survey
	Overall	99	=100	=100	100	99	100	WFP survey
Proportion of targeted people who report that WFP programmes are dignified (new) - -	Female	99	=100	=100	99	100	99	WFP survey
	Male	99	=100	=100	99	97	99	WFP survey
	Overall	99	=100	=100	99	98	99	WFP survey

### Activity 05: Provide livelihood support (training, income-generating opportunities, asset creation) to vulnerable people in rural and urban settings, with a focus on women and young people

CrossCutting Indicator	Sex	Baseline	End-CSP Target	2022 Target	2022 Follow-up	2021 Follow-up	2020 Follow-up	source
<b>Target Group:</b> MADAD - <b>Location:</b> Jordan - <b>Modality:</b> Capacity Strengthening, Cash - <b>Subactivity:</b> Food assistance for asset								
Proportion of targeted people having unhindered access to WFP programmes (new) - -	Female	98	=99	=99	100			WFP survey
	Male	100	=100	=100	100			WFP survey
	Overall	99	=100	=100	100			WFP survey
Proportion of targeted people receiving assistance without safety challenges (new) - -	Female	99	=100	=100	100			WFP survey
	Male	99	=100	=100	99			WFP survey
	Overall	99	=100	=100	100			WFP survey
Proportion of targeted people who report that WFP programmes are dignified (new) - -	Female	99	=100	=100	100			WFP survey
	Male	100	=100	=100	100			WFP survey
	Overall	100	=100	=100	100			WFP survey

## Accountability to affected population indicators

Affected populations are able to hold WFP and partners accountable for meeting their hunger needs in a manner that reflects their views and preferences

### Activity 01: Provide nutrition-sensitive food assistance to refugees and other crisis-affected populations.

CrossCutting Indicator	Sex	Baseline	End-CSP Target	2022 Target	2022 Follow-up	2021 Follow-up	2020 Follow-up	source
<b>Target Group:</b> Refugees - <b>Location:</b> Jordan - <b>Modality:</b> Cash, Value Voucher - <b>Subactivity:</b>								
Proportion of project activities for which beneficiary feedback is documented, analysed and integrated into programme improvements - -	Overall	100	=100	=100	100	100	100	WFP survey
<b>Target Group:</b> Refugees - <b>Location:</b> Jordan - <b>Modality:</b> Cash, Value Voucher - <b>Subactivity:</b> General Distribution								
Proportion of assisted people informed about the programme (who is included, what people will receive, length of assistance) - -	Female	7	≥80	≥80	4	25	1	WFP survey
	Male	7	≥80	≥80	5	22	6	WFP survey
	Overall	7	≥80	≥80	5	23	7	WFP survey

### Activity 05: Provide livelihood support (training, income-generating opportunities, asset creation) to vulnerable people in rural and urban settings, with a focus on women and young people

CrossCutting Indicator	Sex	Baseline	End-CSP Target	2022 Target	2022 Follow-up	2021 Follow-up	2020 Follow-up	source
<b>Target Group:</b> MADAD - <b>Location:</b> Jordan - <b>Modality:</b> Capacity Strengthening, Cash - <b>Subactivity:</b>								
Proportion of project activities for which beneficiary feedback is documented, analysed and integrated into programme improvements - -	Overall	100	=100	=100	100			WFP survey
<b>Target Group:</b> MADAD - <b>Location:</b> Jordan - <b>Modality:</b> Capacity Strengthening, Cash - <b>Subactivity:</b> Food assistance for asset								
Proportion of assisted people informed about the programme (who is included, what people will receive, length of assistance) - -	Female	5	≥8	≥8	5			WFP survey
	Male	8	≥10	≥10	6			WFP survey
	Overall	7	≥9	≥9	6			WFP survey

## Environment indicators

Targeted communities benefit from WFP programmes in a manner that does not harm the environment								
<b>Activity 01: Provide nutrition-sensitive food assistance to refugees and other crisis-affected populations.</b>								
CrossCutting Indicator	Sex	Baseline	End-CSP Target	2022 Target	2022 Follow-up	2021 Follow-up	2020 Follow-up	source
<b>Target Group:</b> URT Beneficiaries /ACT1 - <b>Location:</b> Jordan - <b>Modality:</b> Cash - <b>Subactivity:</b> General Distribution								
Proportion of FLAs/MOUs/CCs for CSP activities screened for environmental and social risk - -	Overall	0	≥70	≥70	0	0		WFP programme monitoring
<b>Activity 02: Provide tools, systems and training to the Government to enhance its emergency preparedness and response capabilities.</b>								
CrossCutting Indicator	Sex	Baseline	End-CSP Target	2022 Target	2022 Follow-up	2021 Follow-up	2020 Follow-up	source
<b>Target Group:</b> Emergency preparedness - <b>Location:</b> Jordan - <b>Modality:</b> - - <b>Subactivity:</b> Emergency preparedness activities								
Proportion of FLAs/MOUs/CCs for CSP activities screened for environmental and social risk - -	Overall	0	=100	=100	0	0		WFP programme monitoring
<b>Activity 03: Support the Government in reforming and expanding national social protection schemes.</b>								
CrossCutting Indicator	Sex	Baseline	End-CSP Target	2022 Target	2022 Follow-up	2021 Follow-up	2020 Follow-up	source
<b>Target Group:</b> Social protection - <b>Location:</b> Jordan - <b>Modality:</b> - - <b>Subactivity:</b> Institutional capacity strengthening activities								
Proportion of FLAs/MOUs/CCs for CSP activities screened for environmental and social risk - -	Overall	0	=100	=100	0	0		WFP programme monitoring
<b>Activity 04: Provide nutrition-sensitive school feeding to targeted children.</b>								
CrossCutting Indicator	Sex	Baseline	End-CSP Target	2022 Target	2022 Follow-up	2021 Follow-up	2020 Follow-up	source
<b>Target Group:</b> SMP - <b>Location:</b> Jordan - <b>Modality:</b> Cash, Food - <b>Subactivity:</b> School feeding (on-site)								
Proportion of FLAs/MOUs/CCs for CSP activities screened for environmental and social risk - -	Overall	0	≥66	≥66	0	0		WFP programme monitoring
<b>Activity 05: Provide livelihood support (training, income-generating opportunities, asset creation) to vulnerable people in rural and urban settings, with a focus on women and young people</b>								
CrossCutting Indicator	Sex	Baseline	End-CSP Target	2022 Target	2022 Follow-up	2021 Follow-up	2020 Follow-up	source
<b>Target Group:</b> Resilience Activity - <b>Location:</b> Jordan - <b>Modality:</b> Cash - <b>Subactivity:</b> Food assistance for asset								
Proportion of FLAs/MOUs/CCs for CSP activities screened for environmental and social risk - -	Overall	0	=100	=100	50	70		WFP programme monitoring



Cover page photo © Mohammad Batah

Women are the backbone of their families and communities. Um Zainab is among thousands of refugees benefiting from WFP monthly food assistance

**World Food Programme**

Contact info

Alberto Mendes

[alberto.mendes@wfp.org](mailto:alberto.mendes@wfp.org)

<https://www.wfp.org/countries/jordan>

# Financial Section

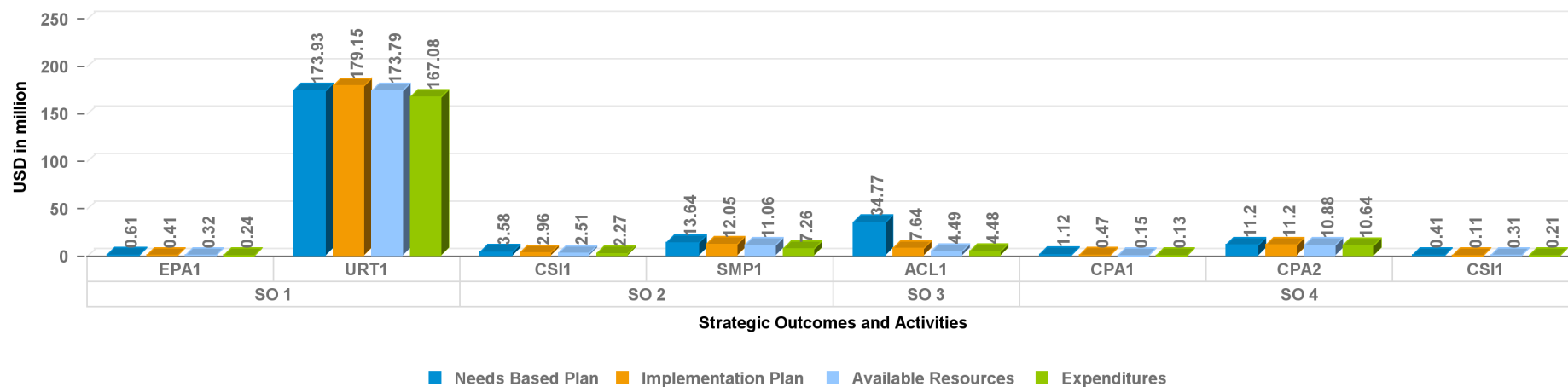
*Financial information is taken from WFP's financial records which have been submitted to WFP's auditors.*

# Annual Country Report

## Jordan Country Portfolio Budget 2022 (2020-2022)

### Annual Financial Overview for the period 1 January to 31 December 2022 (Amount in USD)

#### Annual CPB Overview



Code	Strategic Outcome
SO 1	Crisis affected populations in Jordan, including refugees, meet their food and nutrition needs throughout the year.
SO 2	Vulnerable populations in Jordan, including children, are covered by adequate social protection schemes by 2022.
SO 3	Vulnerable populations in Jordan, with a focus on women and young people, are more self-reliant and have better livelihood opportunities by 2022.
SO 4	Partnerships in support of the Sustainable Development Goals in Jordan are strengthened through effective and innovative solutions from WFP and its partners by 2022.
Code	Country Activity Long Description
ACL1	Provide livelihood support (training, income-generating opportunities, asset creation) to vulnerable people in rural and urban settings, with a focus on women and young people
CPA1	Facilitate knowledge exchange between partners and the Government to promote piloting and scaling of innovative approaches to achieving the SDGs.
CPA2	Provide on-demand cash-based transfer services to partners.
CSI1	Support the Government in reforming and expanding national social protection schemes.
CSI1	With other actors, develop a comprehensive food security and nutrition sector plan linked to other sectors and supported by a coordination structure
EPA1	Provide tools, systems and training to the Government to enhance its emergency preparedness and response capabilities.
SMP1	Provide nutrition-sensitive school feeding to targeted children.
URT1	Provide nutrition-sensitive food assistance to refugees and other crisis-affected populations.

# Annual Country Report

## Jordan Country Portfolio Budget 2022 (2020-2022)

### Annual Financial Overview for the period 1 January to 31 December 2022 (Amount in USD)

Strategic Result	Strategic Outcome	Activity	Needs Based Plan	Implementation Plan	Available Resources	Expenditures
1	Crisis affected populations in Jordan, including refugees, meet their food and nutrition needs throughout the year.	Provide tools, systems and training to the Government to enhance its emergency preparedness and response capabilities.	614,740	412,269	321,204	243,714
		Provide nutrition-sensitive food assistance to refugees and other crisis-affected populations.	173,925,023	179,152,551	173,785,906	167,077,150
		Non Activity Specific	0	0	0	0
	Vulnerable populations in Jordan, including children, are covered by adequate social protection schemes by 2022.	Support the Government in reforming and expanding national social protection schemes.	3,582,130	2,957,158	2,510,122	2,272,207
		Provide nutrition-sensitive school feeding to targeted children.	13,636,333	12,052,147	11,055,278	7,259,436
		Non Activity Specific	0	0	1,259,343	0
	Vulnerable populations in Jordan, with a focus on women and young people, are more self-reliant and have better livelihood opportunities by 2022.	Provide livelihood support (training, income-generating opportunities, asset creation) to vulnerable people in rural and urban settings, with a focus on women and young people	34,769,034	7,641,680	4,487,027	4,475,160

# Annual Country Report

## Jordan Country Portfolio Budget 2022 (2020-2022)

### Annual Financial Overview for the period 1 January to 31 December 2022 (Amount in USD)

Strategic Result	Strategic Outcome	Activity	Needs Based Plan	Implementation Plan	Available Resources	Expenditures
1	Vulnerable populations in Jordan, with a focus on women and young people, are more self-reliant and have better livelihood opportunities by 2022.	Non Activity Specific	0	0	5,511	0
<b>Subtotal Strategic Result 1. Everyone has access to food (SDG Target 2.1)</b>			<b>226,527,260</b>	<b>202,215,805</b>	<b>193,424,392</b>	<b>181,327,666</b>
8	Partnerships in support of the Sustainable Development Goals in Jordan are strengthened through effective and innovative solutions from WFP and its partners by 2022.	Facilitate knowledge exchange between partners and the Government to promote piloting and scaling of innovative approaches to achieving the SDGs.	1,115,366	468,656	145,967	129,555
		Provide on-demand cash-based transfer services to partners.	11,202,247	11,203,482	10,877,295	10,635,673
		With other actors, develop a comprehensive food security and nutrition sector plan linked to other sectors and supported by a coordination structure	410,189	105,126	309,217	209,240
<b>Subtotal Strategic Result 8. Sharing of knowledge, expertise and technology strengthen global partnership support to country efforts to achieve the SDGs (SDG Target 17.16)</b>			<b>12,727,802</b>	<b>11,777,264</b>	<b>11,332,479</b>	<b>10,974,468</b>

# Annual Country Report

## Jordan Country Portfolio Budget 2022 (2020-2022)

### Annual Financial Overview for the period 1 January to 31 December 2022 (Amount in USD)

Strategic Result	Strategic Outcome	Activity	Needs Based Plan	Implementation Plan	Available Resources	Expenditures
	Non SO Specific	Non Activity Specific	0	0	10,188,592	0
<b>Subtotal Strategic Result</b>			<b>0</b>	<b>0</b>	<b>10,188,592</b>	<b>0</b>
<b>Total Direct Operational Cost</b>			<b>239,255,062</b>	<b>213,993,069</b>	<b>214,945,462</b>	<b>192,302,134</b>
<b>Direct Support Cost (DSC)</b>			<b>6,593,298</b>	<b>6,177,083</b>	<b>7,712,686</b>	<b>6,264,172</b>
<b>Total Direct Costs</b>			<b>245,848,360</b>	<b>220,170,152</b>	<b>222,658,148</b>	<b>198,566,306</b>
<b>Indirect Support Cost (ISC)</b>			<b>15,251,997</b>	<b>13,561,813</b>	<b>8,909,384</b>	<b>8,909,384</b>
<b>Grand Total</b>			<b>261,100,358</b>	<b>233,731,964</b>	<b>231,567,532</b>	<b>207,475,690</b>



Wanee Piyabongkarn  
Chief

Contribution Accounting and Donor Financial Reporting Branch

## Columns Definition

---

### Needs Based Plan

Latest annual approved version of operational needs as of December of the reporting year. WFP's needs-based plans constitute an appeal for resources to implement operations which are designed based on needs assessments undertaken in collaboration with government counterparts and partners

### Implementation Plan

Implementation Plan as of January of the reporting period which represents original operational prioritized needs taking into account funding forecasts of available resources and operational challenges

### Available Resources

Unspent Balance of Resources carried forward, Allocated contribution in the current year, Advances and Other resources in the current year. It excludes contributions that are stipulated by donor for use in future years

### Expenditures

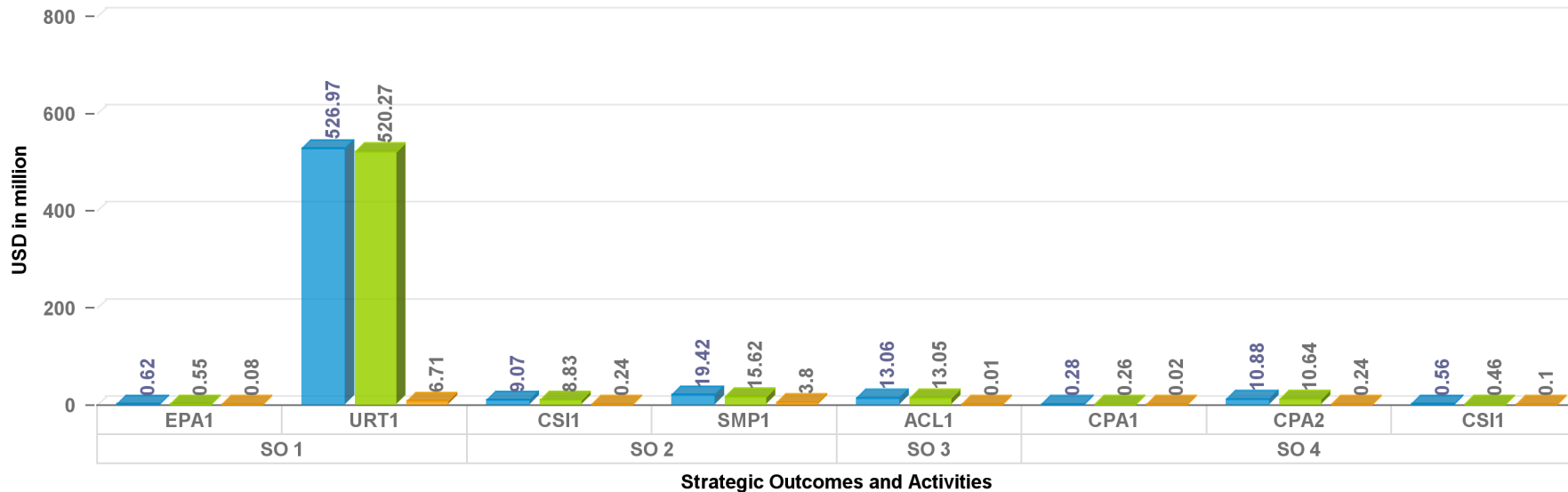
Monetary value of goods and services received and recorded within the reporting year

# Annual Country Report

## Jordan Country Portfolio Budget 2022 (2020-2022)

### Cumulative Financial Overview as at 31 December 2022 (Amount in USD)

#### Cumulative CPB Overview



■ Allocated Resources ■ Expenditures ■ Balance of Resources

Code	Strategic Outcome
SO 1	Crisis affected populations in Jordan, including refugees, meet their food and nutrition needs throughout the year.
SO 2	Vulnerable populations in Jordan, including children, are covered by adequate social protection schemes by 2022.
SO 3	Vulnerable populations in Jordan, with a focus on women and young people, are more self-reliant and have better livelihood opportunities by 2022.
SO 4	Partnerships in support of the Sustainable Development Goals in Jordan are strengthened through effective and innovative solutions from WFP and its partners by 2022.

Code	Country Activity - Long Description
ACL1	Provide livelihood support (training, income-generating opportunities, asset creation) to vulnerable people in rural and urban settings, with a focus on women and young people
CPA1	Facilitate knowledge exchange between partners and the Government to promote piloting and scaling of innovative approaches to achieving the SDGs.
CPA2	Provide on-demand cash-based transfer services to partners.
CSI1	Support the Government in reforming and expanding national social protection schemes.
CSI1	With other actors, develop a comprehensive food security and nutrition sector plan linked to other sectors and supported by a coordination structure
EPA1	Provide tools, systems and training to the Government to enhance its emergency preparedness and response capabilities.
SMP1	Provide nutrition-sensitive school feeding to targeted children.



# Annual Country Report

Jordan Country Portfolio Budget 2022 (2020-2022)

Cumulative Financial Overview as at 31 December 2022 (Amount in USD)

Code	Country Activity - Long Description
URT1	Provide nutrition-sensitive food assistance to refugees and other crisis-affected populations.

# Annual Country Report

## Jordan Country Portfolio Budget 2022 (2020-2022)

### Cumulative Financial Overview as at 31 December 2022 (Amount in USD)

Strategic Result	Strategic Outcome	Activity	Needs Based Plan	Allocated Contributions	Advance and Allocation	Allocated Resources	Expenditures	Balance of Resources
1	Crisis affected populations in Jordan, including refugees, meet their food and nutrition needs throughout the year.	Provide nutrition-sensitive food assistance to refugees and other crisis-affected populations.	537,354,475	523,689,896	3,284,591	526,974,487	520,265,731	6,708,756
		Provide tools, systems and training to the Government to enhance its emergency preparedness and response capabilities.	2,902,432	624,708	0	624,708	547,218	77,490
	Vulnerable populations in Jordan, including children, are covered by adequate social protection schemes by 2022.	Provide nutrition-sensitive school feeding to targeted children.	39,025,749	19,418,151	0	19,418,151	15,622,309	3,795,843
		Support the Government in reforming and expanding national social protection schemes.	10,571,723	9,071,316	0	9,071,316	8,833,401	237,916
		Non Activity Specific	0	1,259,343	0	1,259,343	0	1,259,343

This computer generated report is certified by the Chief of Contribution Accounting and Donor Financial Reporting Branch (FINC)

# Annual Country Report

## Jordan Country Portfolio Budget 2022 (2020-2022)

### Cumulative Financial Overview as at 31 December 2022 (Amount in USD)

Strategic Result	Strategic Outcome	Activity	Needs Based Plan	Allocated Contributions	Advance and Allocation	Allocated Resources	Expenditures	Balance of Resources
1	Vulnerable populations in Jordan, with a focus on women and young people, are more self-reliant and have better livelihood opportunities by 2022.	Provide livelihood support (training, income-generating opportunities, asset creation) to vulnerable people in rural and urban settings, with a focus on women and young people	92,666,261	13,060,846	0	13,060,846	13,048,979	11,867
		Non Activity Specific	0	5,511	0	5,511	0	5,511
<b>Subtotal Strategic Result 1. Everyone has access to food (SDG Target 2.1)</b>			<b>682,520,639</b>	<b>567,129,772</b>	<b>3,284,591</b>	<b>570,414,363</b>	<b>558,317,637</b>	<b>12,096,726</b>

This computer generated report is certified by the Chief of Contribution Accounting and Donor Financial Reporting Branch (FINC)

# Annual Country Report

## Jordan Country Portfolio Budget 2022 (2020-2022)

### Cumulative Financial Overview as at 31 December 2022 (Amount in USD)

Strategic Result	Strategic Outcome	Activity	Needs Based Plan	Allocated Contributions	Advance and Allocation	Allocated Resources	Expenditures	Balance of Resources
8	Partnerships in support of the Sustainable Development Goals in Jordan are strengthened through effective and innovative solutions from WFP and its partners by 2022.	Facilitate knowledge exchange between partners and the Government to promote piloting and scaling of innovative approaches to achieving the SDGs.	3,324,398	276,472	0	276,472	260,060	16,412
		Provide on-demand cash-based transfer services to partners.	13,881,397	10,877,295	0	10,877,295	10,635,673	241,622
		With other actors, develop a comprehensive food security and nutrition sector plan linked to other sectors and supported by a coordination structure	1,609,136	564,907	0	564,907	464,930	99,977
<b>Subtotal Strategic Result 8. Sharing of knowledge, expertise and technology strengthen global partnership support to country efforts to achieve the SDGs (SDG Target 17.16)</b>			<b>18,814,932</b>	<b>11,718,674</b>	<b>0</b>	<b>11,718,674</b>	<b>11,360,663</b>	<b>358,010</b>

This computer generated report is certified by the Chief of Contribution Accounting and Donor Financial Reporting Branch (FINC)

# Annual Country Report

## Jordan Country Portfolio Budget 2022 (2020-2022)

### Cumulative Financial Overview as at 31 December 2022 (Amount in USD)

Strategic Result	Strategic Outcome	Activity	Needs Based Plan	Allocated Contributions	Advance and Allocation	Allocated Resources	Expenditures	Balance of Resources
	Non SO Specific	Non Activity Specific	0	10,188,592	0	10,188,592	0	10,188,592
<b>Subtotal Strategic Result</b>			<b>0</b>	<b>10,188,592</b>	<b>0</b>	<b>10,188,592</b>	<b>0</b>	<b>10,188,592</b>
<b>Total Direct Operational Cost</b>			<b>701,335,571</b>	<b>589,037,037</b>	<b>3,284,591</b>	<b>592,321,629</b>	<b>569,678,301</b>	<b>22,643,328</b>
<b>Direct Support Cost (DSC)</b>			<b>19,484,582</b>	<b>16,258,738</b>	<b>95,691</b>	<b>16,354,428</b>	<b>14,905,914</b>	<b>1,448,514</b>
<b>Total Direct Costs</b>			<b>720,820,154</b>	<b>605,295,775</b>	<b>3,380,282</b>	<b>608,676,057</b>	<b>584,584,215</b>	<b>24,091,842</b>
<b>Indirect Support Cost (ISC)</b>			<b>45,951,019</b>	<b>37,388,647</b>		<b>37,388,647</b>	<b>37,388,647</b>	<b>0</b>
<b>Grand Total</b>			<b>766,771,173</b>	<b>642,684,422</b>	<b>3,380,282</b>	<b>646,064,704</b>	<b>621,972,862</b>	<b>24,091,842</b>

This donor financial report is interim



Wannee Piyabongkarn  
Chief

Contribution Accounting and Donor Financial Reporting Branch

## Columns Definition

---

### Needs Based Plan

Latest approved version of operational needs. WFP's needs-based plans constitute an appeal for resources to implement operations which are designed based on needs assessments undertaken in collaboration with government counterparts and partners

### Allocated Contributions

Allocated contributions include confirmed contributions with exchange rate variations, multilateral contributions, miscellaneous income, resource transferred, cost recovery and other financial adjustments (e.g. refinancing). It excludes internal advance and allocation and contributions that are stipulated by donor for use in future years.

### Advance and allocation

Internal advanced/allocated resources but not repaid. This includes different types of internal advance (Internal Project Lending or Macro-advance Financing) and allocation (Immediate Response Account)

### Allocated Resources

Sum of Allocated Contributions, Advance and Allocation

### Expenditures

Cumulative monetary value of goods and services received and recorded within the reporting period

### Balance of Resources

Allocated Resources minus Expenditures