



World Food
Programme

SAVING
LIVES

CHANGING
LIVES

Philippines

Annual Country Report 2022

Country Strategic Plan
2018 - 2023

Table of contents

Overview	3
Context and operations	7
RISK MANAGEMENT	9
Partnerships	10
CSP Financial Overview	12
Programme performance	16
STRATEGIC OUTCOME 01	16
STRATEGIC OUTCOME 02	19
STRATEGIC OUTCOME 03	22
STRATEGIC OUTCOME 04	25
Cross-cutting results	28
PROGRESS TOWARDS GENDER EQUALITY	28
PROTECTION AND ACCOUNTABILITY TO AFFECTED POPULATIONS	29
ENVIRONMENT	31
A Story of Inspiration	32
Data Notes	34
Annex	36
REPORTING ON BENEFICIARY INFORMATION IN WFP'S ANNUAL COUNTRY REPORTS	36
Figures and Indicators	37
WFP CONTRIBUTION TO SDGS	37
BENEFICIARIES BY SEX AND AGE GROUP	38
BENEFICIARIES BY RESIDENCE STATUS	38
BENEFICIARIES BY PROGRAMME AREA	38
ANNUAL FOOD TRANSFER (MT)	39
ANNUAL CASH BASED TRANSFER AND COMMODITY VOUCHER (USD)	39
STRATEGIC OUTCOME AND OUTPUT RESULTS	40
CROSS-CUTTING INDICATORS	50

Overview

In 2022, the impact of compounded crises - including the **global food and energy crisis** and **climate change** - continued to challenge the food security and nutrition situation in the Philippines. Rising food prices, inflation, and multiple climate shocks - from strong typhoons to earthquakes - pushed back the country's progress in recovering from the impact of the COVID-19 pandemic.

To support the Government, WFP delivered timely assistance and support aligned with its Country Strategic Plan 2018-2023 and the government's priorities. WFP directly supported more than 360,000 people in meeting their **immediate humanitarian needs and strengthening resilience**, mainly in areas affected by natural hazards and in the Bangsamoro region. In parallel, **strengthening the government and partners' capacities** at national, regional, and local levels remained a top priority.

The Government and the international community delivered a large-scale emergency response to **Typhoon Rai** (locally named Odette), which affected more than 12 million people, of which 2.4 million people were in need of humanitarian assistance. At the onset of the response, WFP provided in-kind food, cash, and voucher assistance to the affected population to help them meet their immediate needs. This was followed by the provision of early recovery activities to maintain food security and support the restoration of damaged community assets.

WFP augmented the Government's capacity to respond to emergencies through **logistics and emergency telecommunications support**. Along with loaning emergency logistics equipment to the Government and establishing emergency logistics hubs, WFP provided 852 trucks to transport government relief items across the country. In addition, emergency telecommunications response vehicles, which were developed by WFP with the Department of Information and Communication Technology, were successfully used for the first time during the Typhoon Rai emergency response. Building on the lessons learned from Typhoon Rai, in 2022 WFP began the development of a smaller telecommunications vehicle prototype to provide connectivity to hard-to-reach areas during emergencies.

In the Bangsamoro Autonomous Region of Muslim Mindanao (BARMM) WFP applied a **conflict-sensitive** lens in its activities to support the peace process and promote food security, nutrition, and livelihoods. WFP provided technical assistance to further develop and implement tools, policies, and scalable initiatives aligned with the region's food security convergence model. A major milestone was reached in 2022 with the launch of a pilot **Home Grown School Feeding (HGSF)** programme in the municipality of Datu Abdullah Sangki in the province of Maguindanao in BARMM, following WFP's long-term technical assistance to BARMM towards the institutionalization of HGSF. In parallel, WFP implemented **Food Assistance for Assets (FFA) activities** for over 22,600 beneficiaries to assist them in transitioning from conflict contexts, building food security, and developing sustainable and conflict-sensitive livelihood strategies.

WFP supported the capacities of the national and local governments to reduce vulnerability to shocks. Jointly with other United Nations agencies, WFP continued its work on implementing and institutionalizing the **Anticipatory Action for climate shocks programme** to support vulnerable populations before a disaster hits. To ensure its localized and responsive implementation, WFP participated in joint simulation exercises where targeted families received early warning messages and cash assistance.

To promote **healthy diets and reduce malnutrition**, WFP supported the Government in the development of policies and plans and implementation of capacity strengthening activities aligned with priority programmes from the Philippine Plan of Action for Nutrition. WFP conducted research to expand its Social Behaviour Change Communication strategy for BARMM by gathering context-specific information on food and nutrition-related knowledge, attitudes, and practices.

Along with **SDG 2 (Zero Hunger)**, **SDG 17 (Partnerships for the Goals)** serves as one of the main pillars of WFP's Country Strategic Plan. To reach its objectives, WFP collaborated with the Government, UN agencies, International Financial Institutions (IFIs), academia, the private sector and civil society groups. In 2022, WFP worked under a joint UN SDG-funded project, "Food Security Monitoring: Monitoring the Food, Energy, Finance Crisis towards Informed Policy and Response Options in the Philippines", together with the Food and Agriculture Organization and the International Labour Organization to monitor the impact of the global food, energy, and financial crisis towards informed policy and response options in the Philippines.

365,145

Total beneficiaries in 2022



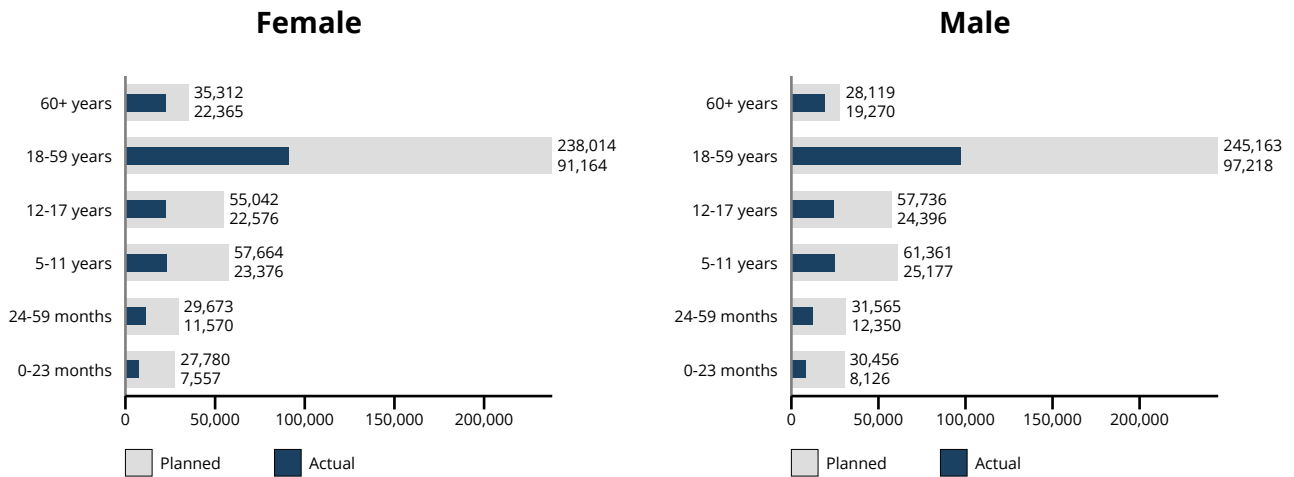
49% female



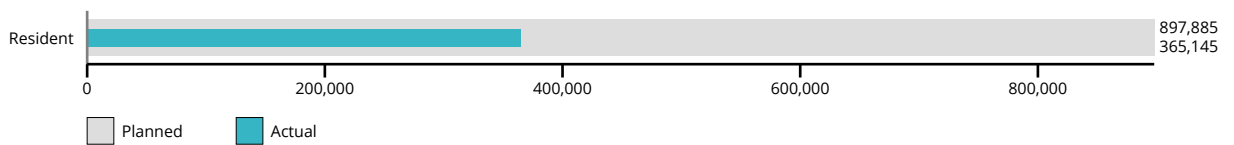
51% male

Estimated number of persons with disabilities: 2,205 (49% Female, 51% Male)

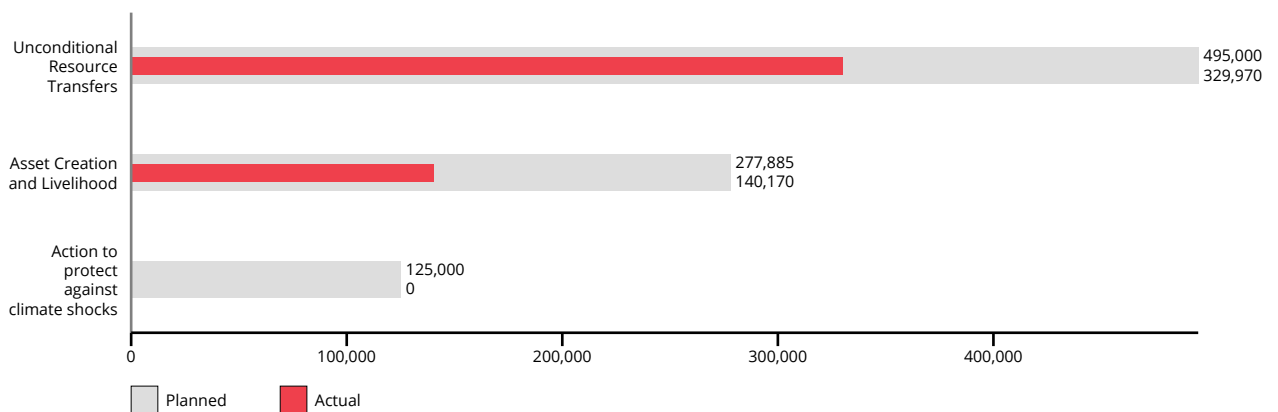
Beneficiaries by Sex and Age Group



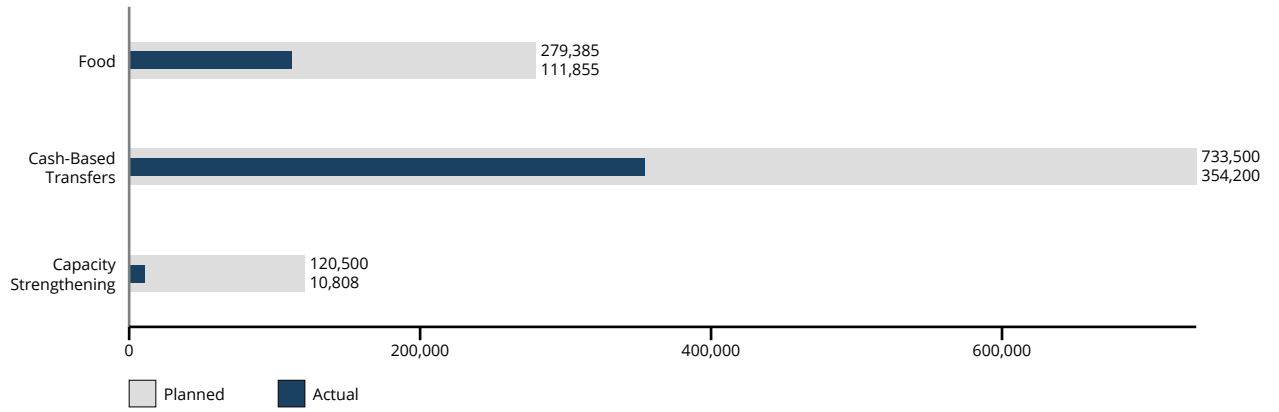
Beneficiaries by Residence Status



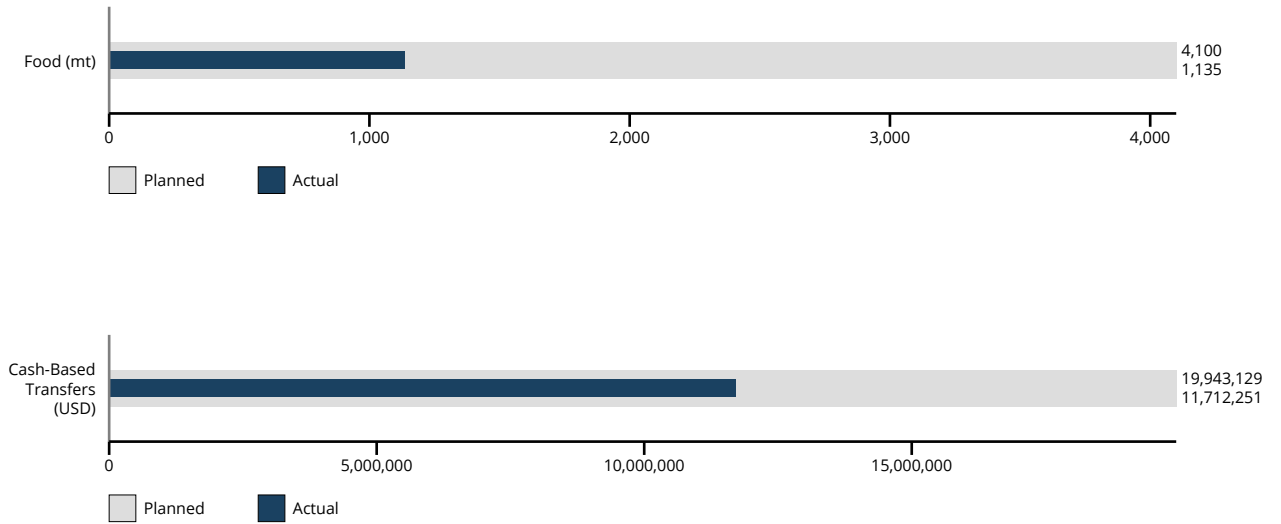
Beneficiaries by Programme Area



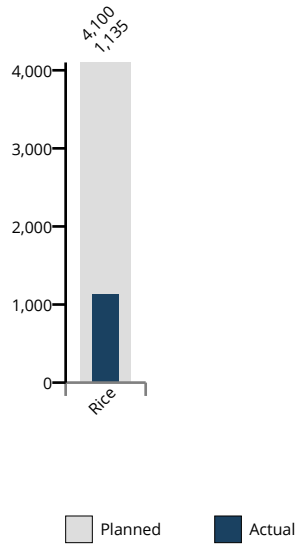
Beneficiaries by Modality



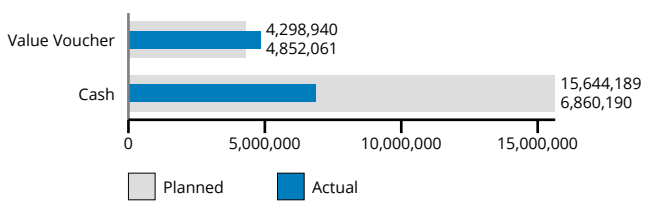
Total Transfers by Modality



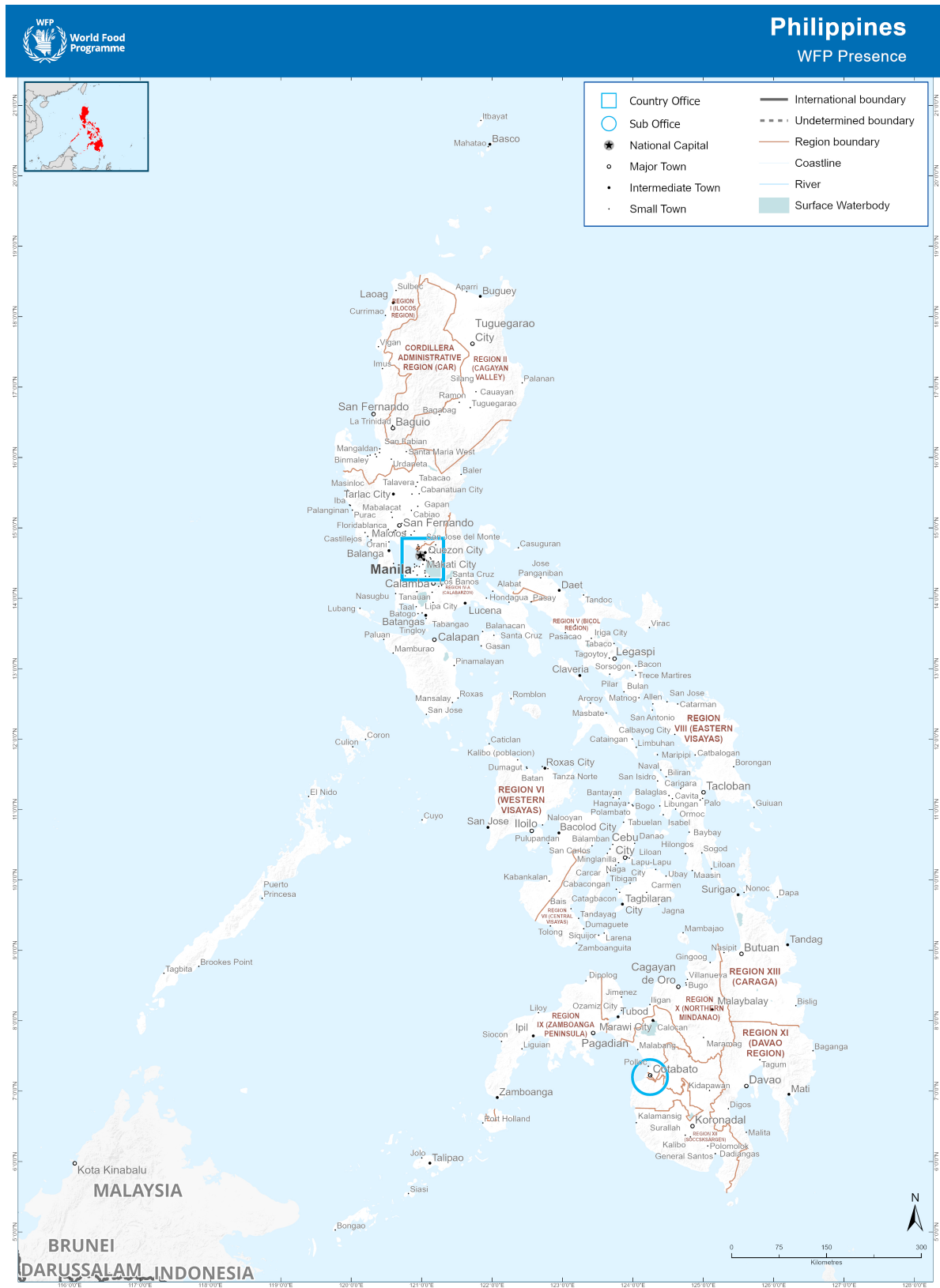
Annual Food Transfer (mt)



Annual Cash Based Transfer and Commodity Voucher (USD)



Context and operations



Date Created: 02 Jan 2023 - Contact: hq.gis@wfp.org
 Website: www.wfp.org - Prepared by: HQ, Emergency GIS Unit
 Map Reference: PHL_PRES_WFPpresence_A3P_20230102

Data sources: WFP offices; WFP - Boundaries: UNMap - Populated places: GeoNames

The designations employed and the presentation of material in this map do not imply the expression of any opinion on the part of WFP concerning the legal or constitutional status of any country, territory, city or sea, or concerning the distribution of its borders or boundaries.

© World Food Programme 2023

The Philippines is an archipelagic country situated in Southeast Asia with a population of 110 million. The country is becoming increasingly urbanized with 54 percent of the population living in urban communities. The Philippines ranks 116th out of 191 countries in the 2021 Human Development Index^[1].

Despite decades of progress, the country's economy has been challenged by the compounding effects of crises, such as the COVID-19 pandemic, the global energy and food crisis, climate-related shocks, and conflict. In 2022, domestic inflation^[2] increased to 8.2 percent in December. Food prices^[3] in Typhoon Rai-affected areas increased by 31 percent from February to October 2022. Despite the Government's notable efforts to strengthen social protection systems towards reducing vulnerability to risks and to build socioeconomic resilience, poverty incidence remains high at 18.1 percent or equivalent to 20 million people living below the poverty threshold^[4].

Malnutrition remains a serious challenge. The country is ranked fifth^[5] in East Asia and the Pacific region with the highest stunting prevalence and one in every four children^[6] (26.7 percent) under 5 is stunted. If insufficiently addressed, the irreversible effects of malnutrition could lead to a staggering loss in human and economic potential. Anaemia prevalence among the population is at 10.4 percent^[7]. In 2022^[8], one in 10 households (11 percent) was food-insecure, and 74 percent resorted to coping strategies to buy food.

The Philippines has the highest disaster risk worldwide^[9] due to its very high exposure, vulnerability, and susceptibility aggravated by a lack of coping and adaptive capacities. Multiple natural hazards (excluding geologic hazards) are projected to intensify due to climate change. WFP's Climate Change and Food Security Analysis (CCFSA)^[10] found that climate variability and hazards are projected to have a substantial impact on agricultural and fisheries supply chain affecting the availability, affordability, and accessibility to nutritious food. The Philippines recorded USD 8.4 billion worth of damage due to extreme weather events, of which 62.7 percent were agricultural damage. As the country was still recovering from Typhoon Rai - the second costliest typhoon in Philippine history behind Typhoon Haiyan (2013) - a series of strong typhoons and earthquakes with 6.7-7.0 magnitude hit the country. Without the scale-up of effective adaptation and disaster risk reduction measures, climate change poses a direct threat to the Government in achieving its targets in addressing poverty alleviation, food insecurity, malnutrition, and income inequality, among others.

Over the last four decades, the Bangsamoro Autonomous Region in Muslim Mindanao (BARMM) has suffered from armed conflict that resulted in the overall deterioration of living standards. While being the poorest region in the country, BARMM also recorded the highest food insecurity with more than one-third of the households (34 percent) being food-insecure^[11]. Malnutrition is widespread in the region; 45 percent of children under 5 are stunted and unlikely to reach their full mental and physical potential. Nearly 58 percent^[12] of all employed persons in BARMM work in the agriculture sector. However, the region's agri-food system faces challenges in market access and limited integration of farmers into the value chain.

Coupled with one of the longest COVID school closures globally, learning poverty is extremely high, with 90 percent of 10-year-olds who cannot understand age-appropriate text, compared to 35 percent in the region^[13].

Operations

In 2022, WFP provided crucial support to communities affected by food insecurity, natural hazards, and conflict as the country continued to face the protracted effects of compounding crises. WFP focused on strengthening the Government and partners' capacities to respond to long-term food and nutrition challenges of the most vulnerable populations.

WFP's operations in the Philippines are articulated in its Country Strategic Plan 2018-2023, which supports the Government in achieving Zero Hunger by 2030, building partnerships to improve response structures and policy frameworks, and contributing to SDG 2 and SDG 17. WFP's CSP is aligned with Government's priorities and enabled by partnerships across levels to build a stronger, resilient, and empowered Philippines.

Under **Strategic Outcome 1**, WFP supports disaster-affected populations to meet their food and nutrition needs. WFP, in coordination with national and local authorities, conducted emergency response operations (including in-kind food, vouchers, and cash assistance) and early recovery activities for Typhoon Rai-affected populations to rebuild their communities.

Under **Strategic Outcome 2**, WFP contributes to the reduction of malnutrition rates through the integration of Social Behaviour Change Communication in nutrition interventions and technical support across levels of the Government. WFP supported key national and regional plans on food security and nutrition and social protection systems through the Government's Enhanced Partnership Against Hunger and Poverty, the National Nutrition Cluster, and the Scaling Up Nutrition Movement.

Under **Strategic Outcome 3**, WFP works with the BARMM Government to support the region in addressing immediate humanitarian needs, while enhancing peace and development. Building on its systematic conflict analysis and Humanitarian-Development-Peace (HDP) Nexus approach, WFP supported efforts in improving food security and agricultural livelihood of decommissioned and soon-to-be decommissioned combatants, smallholder farmers, IPs, and food-insecure families in conflict-affected communities by implementing food assistance for assets and home-grown school feeding. WFP provided technical assistance to develop the Government's policy framework and implement concrete and scalable initiatives that support food security and livelihoods in the region.

Under **Strategic Outcome 4**, WFP assists national and local government agencies to strengthen their capabilities to reduce vulnerabilities to shocks through its two activities:

- Under Activity 4, WFP supported the Government in institutionalizing Anticipatory Action through its participation in the national Anticipatory Action Technical Working Group. WFP worked on the validation of regional livelihood zones in the CCFSa Study to further analyse the interconnectedness of climate change and food security.
- Under Activity 5, WFP provided logistics and telecommunications support to the Government in response to multiple emergencies. Logistics support included the provision of trucking transport and loaning of emergency equipment to move Government-supplied relief items during emergencies. The emergency telecommunications response vehicles developed with the Government were prepositioned in the field for deployment during emergencies to provide responders and affected communities with connectivity, such as in Typhoon Rai emergency response.

Risk Management

In 2022, the COVID-19 pandemic continued to be an important operational risk, with movement of people and goods challenged, particularly at the onset of Typhoon Rai's response. WFP implemented a business continuity plan (BCP) that enabled it to continue to operate despite the pandemic, in line with the national guidance in mitigating the spread of COVID-19. With the large-scale emergency response conducted this year, WFP systematically implemented prevention measures at activity sites.

WFP worked closely with relevant government agencies and clusters to monitor hazards, market prices and trends to mitigate risks resulting from natural hazards and shocks. WFP leveraged on its capacities in gathering early information to inform early action such as the use of WFP's Automatic Disaster Analysis and Mapping tool.

To mitigate funding shortfall risks and increase efficiency, WFP continued to advocate for predictable and flexible contributions from partners to help the organization in its sustainable planning and implementation of humanitarian and development interventions.

Partnerships

SDG 17 - Partnerships for the Goals - serves as a key pillar of WFP's strategic plan. As such, in 2022, WFP continued to build on partnerships with government agencies, UN agencies, International Financial Institutions, academia, NGOs, private sector, and civil society groups to achieve its strategic outcomes and contribute collectively towards SDG 2 (Zero Hunger).

Host Government Partners

WFP worked with the Government to ensure coordinated, responsive, and effective intervention towards achieving Zero Hunger by 2030 through government policies, initiatives, and projects. With the new Government, WFP continued to support the former Inter-Agency Task Force¹ on Zero Hunger and the Enhanced Partnership Against Hunger and Poverty.

In 2022, WFP's longstanding partnership with the Government allowed a coordinated, swift implementation of operations in response to Typhoon Rai. Particularly, WFP worked closely with the Department of Social Welfare and Development (DSWD) and the Office of Civil Defense (OCD).

WFP continued to support the Department of Information and Communications Technology (DICT) in building its capacity to lead the national Emergency Telecommunications Cluster. The Mobile Operations Vehicle for Emergencies (MOVE), a government-funded project developed by WFP, was used for the first time to restore communications during Typhoon Rai. WFP and DICT will continue to develop versions of the MOVE vehicle and strengthen the Government's capacity as part of a five-year partnership agreement.

WFP also secured a Memorandum of Agreement with the Department of Science and Technology-Philippine Atmospheric, Geophysical and Astronomical Services Administration and the Land Bank of the Philippines to implement a five-year project funded by the Green Climate Fund on Multi-Hazard Impact Based Forecasting and Early Warning System in the Philippines to be implemented in 2023.

To address the food security and nutrition needs in the Bangsamoro Autonomous Region in Muslim Mindanao (BARMM), WFP strategically supported the Bangsamoro Food Sufficiency Task Force to help push forward the priorities of the inter-ministerial Convergence Project through the development of the BARMM Food Security and Nutrition Plan 2023-2028. WFP also supported local governments in the region to develop their Local Comprehensive Development Plans to ensure that prioritized activities will significantly improve the community's food security.

Cooperating Partners and Academia

WFP prioritized partnerships with local, non-government organizations, when possible, in its programmes to ensure a more localized response to humanitarian and development needs. WFP delivered emergency assistance in the affected communities in Caraga Region, Bohol, and Southern Leyte in response to Typhoon Rai through its partnership with five local and international NGOs (CARE, Action Against Hunger, Catholic Relief Services, Community and Family Services International, and the Philippine Business for Social Progress). Under the CERF-funded inter-agency Anticipatory Action pilot programme, WFP partnered with Bicol Consortium for Development Initiatives to complete the preparation activities in case of trigger activation.

To improve programming through evidence generation, WFP renewed its partnership with the International Center for Tropical Agriculture to expand upon the Climate Change and Food Security Analysis that was started in 2021.

United Nations and International Financial Institutions

WFP, together with the Food and Agriculture Organization of the United Nations (FAO) and the International Labour Organization (ILO), launched a joint programme with support from the Joint SDG Fund to monitor the impact of the food, energy, and financial crisis towards informed policy and response options in the Philippines.

WFP, FAO, UNDP and IOM also embarked on a joint Conflict Transformation project for BARMM, which received initial seed funding to commence activities.

WFP continued to work with the United Nations Office for the Coordination of Humanitarian Affairs (OCHA), FAO, International Organization for Migration (IOM), United Nations Populations Fund (UNFPA), and United Nations' Children's Fund (UNICEF) around a Joint Simulation Exercise on Tropical Cyclone Anticipatory Action (AA) by the UN Central Emergency Response Fund (CERF). Within the Typhoon Rai response, WFP worked with UNFPA to strengthen gender-based violence (GBV) referral pathways at WFP distribution sites. WFP supported UNICEF's emergency interventions by rehabilitating classrooms as part of WFP's FFA activities.

WFP received financial support from the Asian Development Bank (ADB) to undertake a Feasibility Study on the use of Food Vouchers in social protection programmes. The study, which will be finalized in early 2023, will assess the potential for food vouchers to help reduce malnutrition by supporting access to affordable, healthy, and diverse food sources.

Private Sector Partners

WFP is a member of the Scaling Up Nutrition (SUN) Development Partners Network to support the implementation of integrated, nutrition-specific, nutrition-sensitive initiatives of the various SUN Networks in the country as aligned with the priorities of the Philippine Plan of Action for Nutrition 2017-2022. As a co-convenor of the SUN Business Network (SBN), WFP continued to advocate for a synergistic approach to scale up the rice fortification in the country. In 2022, the registered members of the SBN increased to 32 from 22 in 2021.

WFP also received significant financial support from various private sector partners (international and national) to provide emergency assistance to communities affected by Typhoon Rai and strengthen livelihoods.

Donors

In 2022, WFP received crucial donor support to roll out a large-scale emergency operation to support communities affected by Typhoon Rai. This included flexible funding received from Canada, France, and the Private Sector that allowed WFP to tailor operations to evolving needs and efficiently provide assistance to affected communities. WFP also received extensive support from standby partners who provided surge capacity for both emergency and non-emergency operations.

WFP thanks its donors² for their steadfast support to the CSP in 2022. Notably, WFP welcomed another multi-year contribution from the Government of Japan and continuous, steady support from USAID. To deliver sustainable humanitarian and development support to the most vulnerable populations, WFP continues to advocate for predictable and flexible funding for its CSP activities.

CSP Financial Overview

In 2022, the eighth budget revision for the Philippines Country Strategic Plan (CSP) (2018-2023) was approved, accommodating the increased need for crisis response under Strategic Outcome 1. This accounted for the increased provision of cash-based transfers, food, and vouchers during Typhoon Rai response operations. The revision increased the total country portfolio budget from USD 61 million to USD 94 million.

Resourcing Overview

WFP mobilized 73 percent of the total funds required to implement the CSP. Over 40 percent of the available funds were used for crisis response activities. While available resources well covered the annual CSP requirements in 2022, there were significant funding level differences between activities under the four Strategic Outcomes.

Strategic Outcome 1 received 78 percent of its need-based plan following immediate resource mobilization efforts for Typhoon Rai operations in December 2021. Most of the funds were received in the first quarter of 2022 and had to be utilized within the calendar year. While the majority of contributions were strictly earmarked to specific modalities or geographic areas for Typhoon Rai response, which brought operational challenges, some flexible funding allowed WFP to tailor activities to evolving needs such as scaling up early recovery activities.

Strategic Outcome 2 implementation has been challenged with limited investments from donors since the beginning of the CSP. Despite receiving 89 percent of the needs-based plan, a significant portion of the funding accounted for the in-kind contribution from a nutrition stand-by partner. Considering that SO2's contribution (focused on nutrition) is cross-cutting among WFP's programmes, allocating funds to support SO2's unique outputs remained a challenge. However, WFP received a strategic contribution from the Asian Development Bank for evidence generation and informed nutrition programming.

Strategic Outcome 3 received multi-year funding from the Government of Japan, which made this activity 142 percent funded from its needs-based plan. This supported the strategic long-term implementation of activities on food security in the Bangsamoro Autonomous Region in Muslim Mindanao (BARMM). WFP actively explored partnerships to complement food and cash assistance with capacity-strengthening activities.

Strategic Outcome 4 was sufficiently funded, although there was a significant difference in the funding level between the two activities under this outcome. Capacity-strengthening for disaster risk reduction and climate change adaptation (Activity 4) were underfunded at 31 percent, while preparedness activities (Activity 5) were funded at 76 percent based on their needs-based requirements. Overall, multi-year and stable contributions under this outcome allowed WFP to enhance its planning and implementation.













The majority of the resources (83 percent) to the entire CSP were received from directed multilateral funding, while 11 percent were derived from multilateral contributions, and 6 percent from other sources. WFP also benefitted from multiple internal funding mechanisms. These included advance financing through the Internal Project Lending mechanism, which allowed WFP to implement projects immediately by using confirmed, forecasted contributions as a guarantee, such as in the Typhoon Rai response and in case of activation of Anticipatory Action (AA). Internal Funds outside the CSP, such as the Critical Corporate Initiatives (CCI), allowed WFP to progress on activities supporting Strategic Outcomes 1 and 2 and strengthen staff development through a new pilot employee exchange program spearheaded by the Philippines Country Office.

In 2022, the overall expenditure level amounted to 60 percent of the total available funds. The level of expenditure was partly attributed to the undisbursed fund for AA, since there was no trigger activation for fund release in 2022. Several donor contributions will be carried over into, and implemented in, 2023 as planned, such as multi-year contributions (e.g., telecommunications project, and food security activities in BARMM) and contributions received in the last quarter of the year.

Annual CSP Financial Overview by Strategic Outcome (Amount in USD)

	Needs Based Plan	Implementation Plan	Available Resources	Expenditure
SR 1. Everyone has access to food	 27,535,471	 1,957,689	 21,503,553	 17,624,153
Non strategic outcome, non activity specific	 0	 0	 33,961	 0
SO01: Crisis-affected people in the Philippines are able to meet their food and nutrition needs during and immediately after an emergency	 27,535,471	 1,957,689	 21,469,592	 17,624,153
Activity 01: Provide unconditional nutrition-sensitive food assistance, through the Government's safety nets or partners, and appropriate logistical support to crisis-affected communities following natural hazards or human-induced shocks and disruptions	 27,535,471	 1,957,689	 21,469,592	 17,624,153
SR 2. No one suffers from malnutrition	 554,196	 140,991	 494,692	 376,215
SO02: Women, boys and girls in provinces prioritized by the Government have adequate and healthy diets to reduce malnutrition by 2022 in line with government targets	 554,196	 140,991	 494,692	 376,215
Activity 02: Provide direct and technical assistance, build evidence and advocate to ensure adequate and healthy diets, through nutrition-specific and -sensitive multiple sectoral responses for most vulnerable groups	 554,196	 140,991	 494,692	 376,215
SR 5. Countries have strengthened capacity to implement the SDGs	 15,533,014	 8,393,004	 15,045,142	 4,168,130

SO03: Vulnerable communities in Mindanao have improved food security and nutrition by 2022 in line with government targets	 5,815,127	 3,635,138	 8,230,644	 1,283,680
Activity 03: Support the government of the Autonomous Region in Muslim Mindanao and local governments in addressing the food security and nutrition needs of all segments of the population, in an equitable manner, to further consolidate and enhance peace and development	 5,815,127	 3,635,138	 4,889,744	 1,283,680
Non-activity specific	 0	 0	 3,340,899	 0
SO04: National and local government agencies have enhanced capabilities to reduce vulnerabilities to shocks by 2022	 9,717,886	 4,757,865	 6,814,497	 2,884,449
Activity 04: Support national and local capacities for disaster risk reduction and management and climate change adaptation	 1,256,424	 540,268	 394,791	 271,722
Activity 05: Strengthen and augment government and partners' emergency preparedness and response capacities to include supply chains and emergency telecommunications	 8,461,462	 4,217,596	 6,419,705	 2,612,727
Non-strategic result	 0	 0	 823,171	 0
Total Direct Operational Costs	 43,622,681	 10,491,685	 37,043,387	 22,168,499
Direct Support Costs (DSC)	 1,995,751	 1,154,717	 3,440,747	 2,004,386

Total Direct Costs	 45,618,433	 11,646,402	 40,484,135	 24,172,886
Indirect Support Costs (ISC)	 2,965,198	 757,016	 1,417,067	 1,417,067
Grand Total	 48,583,631	 12,403,418	 42,724,373	 25,589,953

Programme performance

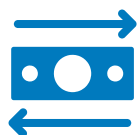
Strategic outcome 01: Crisis-affected people in the Philippines are able to meet their food and nutrition needs during and immediately after an emergency



330,000 typhoon-affected people supported with cash, voucher, and food



117,000 people supported with early recovery activities through food assistance for assets



USD 11.5 million of cash and voucher assistance provided to affected people



1,135 mt of rice distributed to crisis-affected people

Under Strategic Outcome 1, WFP supports the Government in responding to crises, including typhoons, floods, and earthquakes, to ensure crisis-affected populations can meet their food and nutrition needs during and immediately after an emergency.

Overview of Activities and Results

In 2022, WFP assisted over 330,000 people that were affected by Typhoon Rai (locally named Odette), which swept through 11 of the Philippines' 17 regions on 16 December 2021. Typhoon Rai affected close to 12 million people, destroyed 2 million houses, and displaced more than 600,000 individuals. WFP launched an emergency operation to support the most affected communities in the Caraga Region, and in the provinces of Bohol and Southern Leyte. The response was delivered in close coordination with the national and local governments and in line with the Humanitarian Needs and Priorities (HNP). Following the launch of the HNP, WFP received generous support from governments, international financial institutions, and the private sector to support emergency assistance and early recovery activities. Despite this support, WFP had a funding shortfall of 22 percent, and therefore was not able to reach all planned beneficiaries.

WFP's emergency operations in response to Typhoon Rai were implemented in two phases: **emergency assistance** followed by **early recovery activities**.

In the first phase, WFP provided **unconditional food assistance** through in-kind food, vouchers, and cash assistance to the targeted population to ensure that they could meet their essential needs. In the affected, isolated islands of Caraga Region (including Dinagat Islands and Siargao Island), WFP provided **in-kind assistance** while markets and connectivity were being restored. WFP distributed approximately 23,000 bags of locally-procured rice (1,135 mt) to more than 111,000 people (22,000 households), with each family receiving 50kg of rice. WFP prioritized cash and voucher assistance in areas where markets were functional. In emergencies, cash transfers empower people with a choice to address their essential needs while supporting local markets by triggering economic activity. WFP provided **unconditional cash** and **voucher** assistance to 319,000 people, distributing around USD 9 million (PHP 475 million) directly to beneficiaries. For cash assistance, beneficiaries received 2 months cash support of USD 110 (PHP 5,800), transferred in one payment. For voucher assistance, WFP provided 95,000 beneficiaries with vouchers amounting to USD 113 (PHP 5,600) per month in selected shops. WFP's **vouchers** were designed according to international humanitarian standards to support a person in meeting their daily minimum food energy requirement of 2,100 kcal. Beneficiaries could choose from around 40 different food items including protein, grains, sugar, vegetables, fruits, and condiments and sugar.

In the second phase, WFP implemented **food assistance for assets** (FFA) activities to contribute to the **early recovery** of the affected communities. WFP supported more than 117,000 people by providing cash or voucher assistance in exchange for their productive work, transferring a total of USD 2.5 million. FFA activities served a dual objective of meeting immediate food gaps while starting to rehabilitate or repair pre-existing assets. The Department of Agriculture, the Philippine Coconut Authority and the local governments provided additional inputs such as seedlings. This allowed the participants to produce over 430,000 seedlings (including bananas, coconuts, diverse trees, and root crops), reaching 141 percent of the target. Participants built and cleared 91 km of roads and trails; restored 130 social infrastructures (including schools, shelters, and health stations); created 56 hectares of gardens; rehabilitated 24 km of irrigation canals. The activities were identified in line with the local government's early recovery plans and in consultation with the affected communities to ensure sustainability.

WFP established and co-chaired the inter-agency cash working group (CWG) in Caraga Region, aligned with the national coordination structure. The CWG was instrumental in coordinating cash programming between the United Nations agencies, non-governmental organizations, and the Government. As WFP completed its Typhoon Rai emergency operations in the region, WFP gradually transitioned the CWG chair responsibilities to the Department of Social Welfare and Development (DSWD) Field Office in Caraga.

WFP conducted **post-distribution monitoring** to assess the immediate outcome of its interventions. Monitoring results indicated that households used fewer food-based coping strategies such as buying less preferred and less expensive food, limiting portion sizes, and reducing the number of meals in a day in the recovery phase than in the emergency phase. This improvement may be attributed to steadier sources of income as the livelihoods of the affected population were restored. However, the food security situation of the assisted population deteriorated despite the assistance received, which may be due to the global food and energy crisis which caused a significant increase in the cost of basic commodities during the early recovery phase. Overall, 89 percent of households had an acceptable food consumption score during the emergency phase (data collected in May), compared to 76 percent during early recovery phase (data collected in August).

Partnerships

Emergency response activities carried out under this Strategic Outcome were closely coordinated with national and local governments. WFP worked with its line ministries, mainly the DSWD, to ensure an effective and efficient response. WFP collaborated with the regional and local governments in Caraga Region (Surigao del Norte, Dinagat Islands, Siargao Island), Region VII (Bohol), and Region VIII (Southern Leyte) to effectively target beneficiaries and identify appropriate activities in the typhoon-affected communities. WFP implemented the emergency response with the support of its cooperating partners, including CARE, Action Against Hunger, Catholic Relief Services, Community and Family Services International, and the Philippine Business for Social Progress.

To deliver a coordinated, efficient, and multi-sectoral response, WFP collaborated with other UN agencies, including IOM, UNFPA, and UNICEF, in emergency operations activities. WFP supported UNICEF's emergency interventions in Dinagat and Siargao Islands by facilitating the rehabilitation of classrooms in six schools and 27 school gardens as part of WFP's FFA activities.

Lessons Learned and Next Steps

Typhoon Rai represented the largest emergency operation implemented by WFP in the country since Typhoon Haiyan in 2013. Responding to such large-scale emergencies in the midst of the COVID-19 pandemic posed a great challenge to WFP. The experience illustrated the need to further strengthen the country's capacity to prepare for and respond to disasters through increased investment in preparedness, climate adaptation, and risk reduction management. These lessons informed WFP's plans to further strengthen its emergency preparedness and response capacity while contributing to increasing the Government's capacity to anticipate disasters and quickly scale up an efficient, effective multi-hazard emergency response that addresses immediate food insecurity and other needs of vulnerable people.

Beyond the provision of capacity strengthening to first responders and direct emergency support, lessons learned point to the opportunity for WFP to support DSWD in strengthening its social protection system to prepare for and respond to future shocks and improve nutrition outcomes during emergencies.

Gender and Age Marker (GAM)

With a GAM-M score of 3, Strategic Outcome 1 fully integrated gender indicators in emergency activities. WFP prioritized female-headed households and households with pregnant and lactating women, children under 5, senior citizens, and persons with disabilities in the targeting.

WFP GENDER AND AGE MARKER

CSP ACTIVITY	GAM MONITORING CODE
Provide unconditional nutrition-sensitive food assistance, through the Government's safety nets or partners, and appropriate logistical support to crisis-affected communities following natural hazards or human-induced shocks and disruptions	3

Strategic outcome 02: Women, boys and girls in provinces prioritized by the Government have adequate and healthy diets to reduce malnutrition by 2022 in line with government targets



460 women and adolescent girls participated in community dialogues



1,087 government partners participated in capacity strengthening activities

Under WFP's Strategic Outcome 2, WFP aims to ensure that women, girls, and boys in provinces prioritized by the Government have adequate and healthy diets to reduce malnutrition in line with government targets. WFP delivered its nutrition-specific, nutrition-sensitive multisectoral responses aligned to the priority programmes set in the Philippine Plan of Action for Nutrition (PPAN) 2017-2022.

Overview of Activities and Results

WFP worked with national and regional governments in **developing key nutrition policies and plans**, including the PPAN 2023-2028, the Bangsamoro Autonomous Region in Muslim Mindanao (BARMM) Plan of Action for Nutrition 2023-2028, BARMM Food Security and Nutrition Plan, and the Social and Behaviour Change Communication (SBCC) Plan 2023-2028. WFP contributed to the Philippines' commitments to the Transforming Education Summit, to recover from pandemic-related learning losses and transform education in the rapidly changing global context. WFP facilitated the national consultation on 'inclusive, equitable, safe, and healthy schools'.

WFP provided **technical assistance** to the Government and partners to facilitate the implementation of nutrition programmes and improve their outcomes. Together with relevant government agencies¹, WFP conducted training sessions for local health workers, educators, local government officials, and civic society organization representatives on Nutrition in Emergencies (NiE); Maternal, Newborn, Infant and Young Child Health and Nutrition; Interpersonal Communications Training for Local Field Staff for the SBCC; and Menu Planning for School Feeding. During Typhoon Rai (locally named Odette) operations, WFP conducted training sessions on optimal Infant and Young Child Feeding and the Importance of the First 1,000 Days for nutrition and health workers, with the United Nations Population Fund and the regional offices of the NNC. Overall, WFP reached more than 1,080 government and national partner staff in capacity strengthening activities. The number of participants reached this year is lower compared to 2021 (2,000 partner staff) due to the changes in training modality - from online to face-to-face.

WFP conducted more technical assistance activities than planned to support key nutrition programmes of the Government, including (1) support to the development of policies and plans and (2) training sessions and workshops. The easing of COVID-19 restrictions in the country allowed WFP to organize training sessions with partners and conduct more in-depth learning sessions with full modules, which encouraged participation from the various levels of the government.

WFP continued to develop its **SBCC activities** to improve food and nutrition-related knowledge, attitudes, and practices through the lens of healthier, more resilient communities. WFP's SBCC Strategy and Action Plan uniquely included the perspectives of women and girls from the Teduray ethnic group, an indigenous community in Maguindanao, following in-depth research to gather context-specific information from their communities. The SBCC Strategy and Action was informed by the results of the SBCC Environment Media Analysis that analyzed effective information dissemination channels. WFP reached 460 women through its SBCC activities with child nutrition-related messages through interpersonal approaches (such as community dialogues), the most preferred channel of the participants in receiving SBCC messages. Information dissemination through digital media was not implemented as it was not identified as a cost-efficient channel according to the SBCC Environment Media Analysis. The slight shortfall from the target was attributed to the decreased attendance due to limited access to suitable transportation for pregnant and lactating women and girls in geographically-isolated and disadvantaged areas. In response, WFP closely coordinated with the local government for resource complementation to ensure accessibility in future outreach. WFP also developed a manual on Interpersonal Communication for Behaviour Change with an SBCC Community Dialogues Toolkit for frontline workers and implementers.

With support from WFP's Innovation Accelerator, WFP started a pilot **Nutribar project** to develop a snack made of local ingredients to provide essential nutrients for food-insecure and malnourished populations during emergencies and in schools. It also aims to support smallholder farmers by connecting them with markets through Nutribar production.

WFP conducted a feasibility study on the production of Nutribar using selected local crops such as squash, sweet potato, peanut, and coconut from BARMM.

WFP invested in **evidence generation** to inform WFP's programming on food security and nutrition. WFP conducted a Feasibility Study for a Food Voucher Programme in partnership with the Asian Development Bank, which surveyed 1,200 households from Metro Manila, BARMM, and Caraga Region about the state of food security and knowledge, attitudes and behaviours related to the nutritional care of pregnant and lactating women and children under 5. The study found that pregnant women and adolescent girls have a high level of awareness of dietary standards, with adequate information dissemination through health centres, social media, and television. The majority of the lactating mothers experienced financial issues which limited their ability to purchase diverse food. These findings will inform the design and implementation of the pilot voucher programme in 2023.

WFP conducted studies² in collaboration with various partners, including on (1) Iron rice fortification capacities, supply chain, and campaign initiatives in the Philippines; and (2) Understanding the drivers of dietary choices and snack food environment of primary school children in Lao PDR and the Philippines: Regional landscaping analysis on dietary choices of primary schoolchildren.

Although challenged with resourcing constraints, Strategic Outcome 2 supported other WFP activities on food security and nutrition through capacity strengthening initiatives. Opportunities to expand nutrition-specific, nutrition-sensitive, multisectoral responses emerged through a strategic contribution received from an international financing institution.

Partnerships

WFP maintained **strategic engagement** with relevant national and regional government agencies and local governments for the effective implementation of programmes and projects to address malnutrition. WFP contributed to strengthening the implementation of national nutrition-related policies and providing technical support in the government's capacity strengthening activities through WFP's active participation in the technical working groups on food fortification and SBCC, the Enhanced Partnership Against Hunger and Poverty (EPAHP), and the National Nutrition Cluster.

WFP supported the signing of the 'Amendment to Memorandum of Agreement dated 5 October 2021 on the Pilot *Pantawid Pamilyang Pilipino Program (4Ps) Gulayan sa Pamayanan*' and Joint Memorandum Circular on the Guidelines for the Pilot 4Ps *Gulayan sa Pamayanan* between the Department of Social Welfare and Development, Department of Education (DepEd), Department of Agriculture, and AGREA Agricultural Communities International Foundation Inc., towards the achievement of Sustainable Development Goal 2: Zero Hunger.

WFP continued to collaborate with the Scaling Up Nutrition (SUN) Movement Networks specifically to support the SUN Business Network with technical guidance on the implementation of its plan and projects on rice fortification.

Next Steps

Following the request of the national government through the NNC, WFP will provide technical support through multi-sectoral stakeholders' consultations to further enhance and align the PPAN 2023-2028 to the Philippine Development Plan 2023-2028.

WFP will further strengthen its partnership with the DepEd to advocate for the implementation of Home-Grown School Feeding and support the Government in achieving its commitments to the School Meals Coalition.

WFP will integrate the results of the studies conducted on rice fortification, SBCC, and assessment of food and nutrition knowledge, attitude, and practices of indigenous peoples in the implementation of food security and nutrition-related programmes in 2023.

Building on the evidenced-based communications tools and activities and the strategic and action plan from Project BAMBINA (Better Access of Mothers and Babies on Integrated Nutrition Agenda) developed in 2021, a behaviour-focused communications campaign was rolled out in 2022 through interpersonal, mid-media, and mass media channels to positively influence food and nutrition-related knowledge, attitudes, and practices in the community, and will continue through 2023.

Gender and Age Marker

With a GAM-M score of 3, Strategic Outcome 2 fully integrated gender indicators into its activities. WFP recognizes that all genders have equal chances to participate in the interventions and ensured that women and men were fairly represented in nutrition activities.

WFP GENDER AND AGE MARKER

CSP ACTIVITY	GAM MONITORING CODE
Provide direct and technical assistance, build evidence and advocate to ensure adequate and healthy diets for most vulnerable groups through nutrition-specific and nutrition-sensitive multi-sectoral responses	3

Strategic outcome 03: Vulnerable communities in Mindanao have improved food security and nutrition by 2022 in line with government targets



22,675 individuals benefitted from food assistance for assets activities



18 hectares of gardens planted on under food assistance for assets activities



44 training or technical assistance activities conducted



558 government and partners staff participated in training or technical assistance activities

Under WFP's Strategic Outcome 3, WFP continued to support the Bangsamoro Autonomous Region in Muslim Mindanao (BARMM) in addressing the food security and nutrition needs of the population. WFP supported BARMM in strengthening its policies and systems by integrating a conflict-sensitive lens into the promotion of food security and nutrition objectives.

Outputs

WFP reached 558 government and national partner staff with technical assistance, going beyond its initial target by 271 percent. The overachievement was due to the additional technical activities requested by the Government, which increased the number of government staff receiving technical assistance. Since target-setting was conducted ahead of the year, these additional requests for support were not included in the initial plan. Overall, WFP conducted 25 technical assistance activities, through training sessions, thereby reaching the target.

Overview of Activities and Results

Food Assistance for Assets

WFP continued the implementation of **food assistance for assets (FFA)** activities in the provinces of Maguindanao, Lanao del Sur, and Basilan, benefiting 22,675 individuals and providing sustainable and conflict-sensitive livelihood activities to support conflict-affected populations, indigenous peoples, smallholder farmers and fisherfolk, decommissioned combatants, and soon-to-be decommissioned combatants to facilitate community re-integration and reduce food insecurity. FFA participants worked on projects focusing on increasing agricultural productivity, including crop production, nursery establishment, and reforestation. Participants cultivated 18 ha. of land and rehabilitated 2 km of feeder roads and 5 km of irrigation canals. Additional FFA activities, which began in December 2022 will be reported on in 2023. FFA activities were conducted through close coordination with the regional and local governments.

Through FFA activities, three groups of smallholder farmers were organized, trained, and registered as a **cooperative** with 450 members in the Cooperative and Social Enterprise Authority (CSEA). This allowed the cooperative to have increased access to stable markets and participate in Government programmes and projects. WFP and CSEA facilitated discussions with 20 cooperatives in the Assessment and Strengthening Workshop on BARMM Cooperatives and Associations to enhance agricultural productivity and further increase market access.

Technical Assistance through Policy Support

WFP continued to serve as the technical advisor for the Secretariat of the Bangsamoro Food Sufficiency Task Force (BFSTF) in developing the **BARMM Food Security and Nutrition Plan 2023-2028**. WFP supported in enhancing the programme design, monitoring and evaluation systems, and integration through the lenses of peacebuilding, social cohesion, disaster risk reduction and climate change adaptation.

WFP facilitated the formulation of BARMM **Regional Nutrition Action Plan** for 2023-2028, with the National Nutrition Council, Ministry of Health (MOH), United Nations Children's Fund (UNICEF), and World Health Organization (WHO). The

RNAP will strengthen mutual accountability among stakeholders and mobilize resources to scale up key interventions toward the achievement of priorities under the Philippine Plan of Action for Nutrition 2023- 2028.

Institutionalization of Home-Grown School Feeding

Following the formal adoption of the **Home-Grown School Feeding (HGSF)** programme in BARMM in 2021, WFP continued to advocate for the institutionalization of HGSF in local comprehensive development plans (LCDPs) and provided technical support to four municipalities (Datu Abdullah Sangki, South Upi, Datu Saudi Ampatuan, and Matanog) in Maguindanao. WFP supported the design of buy-back schemes for the local government to link local farmers and schools implementing school feeding; and presented the HGSF Model to the local government for integration in their local community development plans. With WFP's support in institutionalizing HGSF in BARMM, the Municipality of Datu Abdullah Sangki launched an HGSF pilot in October and provided 100 schoolchildren with locally-sourced nutritious meals.

WFP facilitated a Programme Implementation Review of BARMM's School-Based Feeding Programme, which focused on distributing dry rations to school children along with their school modules when schools were still closed in the school year 2020-2021 due to the pandemic. This activity identified the need for collaboration in strengthening advocacy efforts, food management and menu diversification, and quality assessment for iron-fortified rice (IFR). WFP continued to advocate for the **integration of IFR in HGSF** to address nutrition gaps among schoolchildren. WFP supported the BARMM Government in conducting a study that assessed the regional rice value chain and identified that better infrastructure, stronger institutional development, and an enhanced enabling environment through government systems and institutional cooperation could strengthen the value chain.

Advocacy

WFP continued to implement **Community-Based Participatory Planning (CBPP)** activities with BARMM Government partners to ensure that local development plans are developed through a consultative and participative manner to increase community ownership and sustainability. WFP trained six Government staff from six local governments in Maguindanao on CBPP. Using the CBPP tool, five Community Convergence Development Area Plans (CCADP)¹ were developed, which form part of the LCDPs and Executive Legislative Agenda of the local governments. For example, the regional government approved the construction of a 4 km farm-to-market road in Barangay Labungan, Maguindanao in 2023 as a result of successful advocacy of the *barangay* council guided by their CCADP. Accessibility to a farm-to-market road helps decrease the cost of transporting commodities and increases market access. FFA participants were targeted in 2022 and will participate in the road construction in 2023.

Evidence Building Towards Improved Programming

WFP Philippines was one of three global pilots for **People-Centered Risk Indicator Measurement and Engagement (PRIME)** in three provinces in BARMM to build evidence in conflict-sensitivity programming, measure WFP's contribution to peace, and improve social cohesion between the BARMM Government and the public. The findings guided WFP to further scale up its support to the Food Security and Nutrition Convergence implementation, disseminating results to the Government to enhance planning and programming and integrating a conflict-sensitivity approach in programmes.

Partnerships

WFP launched the UN Joint Programme on Conflict Transformation in Conflict-Affected Areas in BARMM^[2], with the Food and Agriculture Organization, United Nations Development Programme, and the International Organization for Migration. WFP facilitated planning and coordination between UN agencies and BARMM Ministries for the validation phase of the project to determine the appropriateness of interventions based on the regional context and political dynamics.

WFP worked with the Government to ensure that regional plans, policies, and programmes are coordinated and responsive towards achieving food security in BARMM. WFP provided technical support through policy research to create the Bangsamoro Agriculture and Fisheries Development Enterprise Center (BAFDEC). Through the establishment of BAFDEC, BARMM aims to have an improved value chain and increased market access for their agricultural products, facilitate Halal food production and certification, and support the commitments of the Philippines in the Brunei Darussalam-Indonesia-Malaysia-Philippines East ASEAN Growth Area (BIMP-EAGA)^[3].

Next Steps

In 2023, WFP will scale up its support and target 19,000 smallholder farmer and fisherfolk families in BARMM, to increase their production and strengthen their inclusion in the agricultural value chain. This will be done through key activities in early 2023, including implementing FFA activities, launching Farm2Go, and strategic use of Social and Behaviour Change Communication (SBCC) strategies. With the receipt of in-kind food contributions in 2023⁴, WFP will provide iron-fortified rice to FFA participants in exchange for their participation in the activities. WFP will build on the

coordination work conducted in 2022 with various regional ministries to determine the most suitable activities, secure agricultural inputs (e.g. seedlings), and determine the accessibility of distribution points.

WFP will launch **Farm2Go**, a digital application to increase smallholder farmers and fisherfolks' market linkages. WFP is working with the CSEA and the Ministry of Agriculture Fisheries and Agrarian Reform in organizing the smallholder farmers and identifying cooperatives that will participate in the project.

Gender and Age Marker

Strategic Outcome 3 had a GAM-m score of 3, which shows the integration of gender perspectives in programming. WFP supported regional and local governments in addressing the food security and nutrition needs of all segments of the population in an equitable manner to further consolidate and enhance peace and development.

WFP GENDER AND AGE MARKER

CSP ACTIVITY	GAM MONITORING CODE
Support the government of the Autonomous Region in Muslim Mindanao and local governments in addressing the food security and nutrition needs of all segments of the population, in an equitable manner, to further consolidate and enhance peace and development	3

Strategic outcome 04: National and local government agencies have enhanced capabilities to reduce vulnerabilities to shocks by 2022



45,000 households registered under the Anticipatory Action programme



852 trucks provided to deliver government relief items to crisis-affected people



24 emergency response sites provided with connectivity



574 government and national partners staff received technical assistance or training

Under Strategic Outcome 4, WFP supported the capacities of national and local governments to reduce vulnerability to shocks through two activities. Under [Activity 4](#), WFP supported the national and local capacities for disaster risk reduction and management and climate change adaptation. Under [Activity 5](#), WFP strengthened and augmented the Government and partners' logistics and emergency telecommunications preparedness and response capacities.

Overview of Activities and Results

Under **Activity 4**, WFP focused on the Government's capacity to reduce vulnerability to shocks through: (1) technical support to institutionalize Anticipatory Action (AA), and (2) evidence generation to better understand climate-related vulnerabilities and risks on livelihoods, food security and nutrition.

WFP continued implementation of the **UN Joint Programme on AA** to support households vulnerable to climate disasters with cash assistance prior to a severe typhoon. This enables families to protect their food security and livelihoods; for example, by stocking up on food and medicine, reinforcing house structure, and harvesting crops early. Anticipatory cash transfers were not implemented in 2022 as there were no trigger activations in the targeted areas; therefore, no beneficiaries were reached with cash and climate/weather risks information under the AA programme¹. Nonetheless, WFP continued the preparatory and localization work necessary for the activation of AA in case of severe typhoons. This included pre-registration of beneficiaries, coordination with the local government, beneficiary sensitization, and revision of AA Standard Operating Procedures (SOPs) and programme tools. Building on the lessons learned from the first year of AA implementation in 2021, the AA Framework was revised, and the project's target area expanded to include the provinces of Southern Leyte and Surigao Del Norte. The number of households registered under the AA programme expanded from 25,000 in 2021 to 45,000 in 2022. WFP collaborated with CBM Global Disability Inclusion² in two Joint Simulation Exercises in September to ensure the inclusiveness of AA activities. Over 250 households received early warning messages and cash assistance. Considering the results of the simulation exercises, WFP organized workshops to develop five local AA SOPs, to be finalized in 2023. This ensures that government capacities are built to ensure timely AA implementation in the event of activation. WFP collaborated and provided technical support in the national AA Technical Working Group and the Policy, Financing and Institutionalization Technical Sub-Group to support the integration of AA into the Disaster Risk Reduction and Management Framework. WFP also supported the Central Emergency Response Fund (CERF) AA Core Group by supporting the development of its framework; and co-led the Inter-agency Cash Working Group on establishing mechanisms to systematically integrate the cash component in relevant programmes.

WFP conducted participatory workshops with key national and sub-national government agencies to validate four regional livelihood zones included in the **Climate Change and Food Security Analysis (CCFSA)** study published in 2021. Reports were drafted covering BARMM, MIMAROPA, SOCCSARGEN, and the Zamboanga Peninsula regions, outlining the key findings and recommendations for the livelihood zones maps that will be published in the first quarter of 2023.

WFP secured a Memorandum of Agreement with the Government for the implementation of a five-year Green Climate Fund (GCF) project on **Multi-Hazard Impact Based Forecasting and Early Warning System (MH-IBF-EWS) in the Philippines** in 2023³.

Although Activity 4 was challenged with a funding shortfall, WFP's total expenditure was at 70 percent of the implementation plan. The difference in the expenditure accounts for the implementation of the GCF project to be carried over to 2023.

Under **Activity 5**, WFP demonstrated its strong partnership with the Government in **emergency telecommunications** during the Typhoon Rai response, working through the Department of Information and Communications (DICT). The six mobile operations vehicles for emergencies (MOVE) units developed by WFP and DICT were successfully dispatched and supported the re-establishment of communication services to over 24 sites in the affected areas, installed 10 satellite phones and internet connection that allowed the affected community to easily communicate with their families following the onslaught of Typhoon Rai.

WFP provided direct **logistics support** to the Government in response to multiple emergencies including earthquakes, typhoons, and internal displacements. WFP augmented the Government's logistics capacity in its Typhoon Rai response, along with direct assistance provided to the affected populations. WFP transported government-supplied relief items and loaned prefabricated temporary offices, mobile storage units, and generators to the Department of Social Welfare and Development (DSWD), Office of Civil Defense (OCD), Department of Health (DOH), International Organization for Migration, and local governments. Overall, WFP mobilized 852 trucks to transport more than 949,000 Government Family Food Packs and over 11,800 mt of food and non-food supplies⁴ in the affected areas.

Along with direct logistics and telecommunications operational support, WFP contributed to strengthening the capacity of government staff in emergency preparedness and response. WFP reached 44 partner staff in three technical assistance activities under Activity 4 and 530 partner staff in 19 technical assistance activities, including training, under Activity 5. WFP reached more partners than the target due to a combined remote and face-to-face modality for the training sessions, an increase in the target areas brought by the project expansion, and easing of COVID-19 protocols. WFP supported MSSD and partners to gather baseline information on BARMM's capacities and identify perceived gaps in emergency response through the conduct of the Humanitarian Logistics Capacity Needs Mapping, which will inform the workplan development.

Activity 5 was sufficiently funded in 2022 owing to the multi-year and flexible contributions received, which allowed WFP to immediately augment Government's capacity for emergency response.

Partnerships

The steady and timely contributions and strong partnerships built under this outcome enabled WFP to plan and implement activities supporting the Government's emergency preparedness and response operations. The Government also contributed to WFP for the continuation of the emergency telecommunications project.

Under Activity 4, WFP worked closely with OCD, DSWD, Department of Budget and Management, Department of Science and Technology, Department of Interior and Local Government, Philippine Atmospheric, Geophysical and Astronomical Services Administration (PAGASA), and UN agencies (OCHA, FAO, IOM, UNFPA, and UNICEF) for the AA programme. WFP also worked with provincial and municipal governments in Region V, Region VIII, and Caraga.

Related to climate change and food security activities, WFP re-commissioned the International Center for Tropical Agriculture for the follow-through validation activities in the regional Livelihood Zones. Consultations were done together with regional representatives from the Department of Agriculture, the Department of Human Settlements and Urban Development, the Department of Labor and Employment, the National Economic and Development Authority, the Department of Trade and Industry, the Department of Tourism, and key BARMM ministries.

Under Activity 5, WFP further strengthened its partnership with DSWD, OCD, DOH, DICT, BARMM's MSSD, and community partners in responding to several emergencies throughout the year. With these existing partnerships, WFP was able to support Government-led emergency operations such as in the Typhoon Rai response.

Lessons Learned and Next Steps

The AA simulation exercise highlighted the importance of AA strategies in preparing for a disaster, as well as lessons learned to bridge implementation gaps. LGUs expressed their appreciation for the AA approach to be integrated into the national disaster risk reduction programmes. The exercise highlighted the need to diversify transfer modalities, such as direct cash or digital payment mechanisms, to increase the number of ways assistance can be claimed, hence reducing the claiming process time for beneficiaries, as opposed to if the mechanism is just limited to just one financial services provider. However, less than 5 percent of the registered AA beneficiaries used mobile wallets according to WFP's beneficiary validation exercise.

WFP had established a strategic system with OCD in consolidating logistics support requests from various government agencies which resulted in more streamlined communication and coordinated response. WFP and OCD will continue this practice and build more strategies to further improve collaboration among partners.

During the Typhoon Rai response, WFP observed the need to strengthen emergency telecommunications response at the municipal level, particularly in the most hard-to-reach areas. This led WFP to start the development of a mini-MOVE prototype - a small trailer with telecommunications equipment to be deployed to the most remote areas. WFP continued to demonstrate its strategic role in bringing digital transformation services to augment the Government's telecommunications capacity during emergencies.

Gender and Age Marker (GAM)

Activity 4 had a GAM-M score of 1, given that there was no direct implementation in the absence of AA activation. However, gender and age were integrated into the SOPs and relevant tools. Meanwhile, Activity 5 focused on knowledge transfer, technical support to the Government, and logistics and emergency telecommunications augmentation. Given the nature of activities, gender and age indicators were not integrated into its programming.

WFP GENDER AND AGE MARKER

CSP ACTIVITY	GAM MONITORING CODE
Support national and local capacities for disaster risk reduction and management and climate change adaptation	1
Strengthen and augment the Government's and partners' emergency preparedness and response capacities to include supply chains and emergency telecommunications	N/A

Cross-cutting results

Progress towards gender equality

Improved gender equality and women's empowerment among WFP-assisted population

In 2022, the Philippines remained the second-best performing country in East Asia and the Pacific region in closing gender gaps - ranking 19th out of 146 countries^[1] globally. However, the improvement in equality of opportunities between men and women does not necessarily translate into equality of outcomes for both genders in the Philippines. On education enrollment, gender parity decreased, pushing the Philippines down to the 46th spot worldwide (from 39th in 2021). While the entire labour force was impacted by the pandemic, women's participation in the labour force remains lower than men's at 43 percent.

To strategically respond to these challenges, the Philippines is guided by its Gender Equality and Women's Empowerment Plan 2019-2025, which is designed to ensure that the collective efforts of the Government and its partners will significantly contribute to improving the condition of Filipino women, particularly the poor and marginalized.

WFP's Contribution to Gender Equality

WFP finalized a gender analysis on its programmes based on secondary data focusing on existing gaps in gender equality and women's empowerment and how COVID-19 differently impacted women, girls, men and boys. Some of the recommendations include 1) the continuation of community consultations including with pregnant and lactating women, 2) the further integration of nutrition in key messages used in sensitization activities, and 3) the enhancement of the Community Feedback Mechanism. These will form the basis for the enhancement of WFP programmes.

During Typhoon Rai (locally named Odette) emergency response, WFP organized **community consultations** to learn about the preferences and perspectives of men and women from different vulnerable groups on the support that WFP provided. Cooperating partners were trained on gender in emergencies and Community Feedback Mechanisms (CFM) to strengthen their capacities in collecting and analysing feedback from the affected communities to ensure meaningful access, safety, and dignity of the beneficiaries while accessing their assistance. WFP trained partners, enumerators and suppliers on preventing and responding to sexual exploitation and abuse.

WFP targeted households with **pregnant and lactating women (PLWs) and female-headed households** as beneficiaries in WFP's crisis response activities. Pregnant and lactating women and other vulnerable groups were prioritized during registration and cash distributions to benefit their households.

In BARMM, relevant ministries and WFP staff were trained on gender, protection and accountability to affected populations to ensure a **gender-responsive approach** to their work. WFP provided gender-mainstreaming technical support in developing several regional plans and mechanisms such as the Government's Gender and Development Fund Utilization Guidelines, BARMM Gender Road Map, and the BARMM Food Security and Nutrition (FSN) Monitoring and Evaluation Framework. WFP and the Bangsamoro Women's Commission conducted Gender-Sensitivity Training aligned with the implementation of the BARMM FSN Roadmap. WFP ensured that every vulnerable sector was adequately represented during the formulation of the Convergence Area Development Plan.

WFP monitored household decision-making patterns during Typhoon Rai response operations and found that more than 50 percent of decisions on the use of cash assistance were jointly made by men and women. Monitoring results were considered in designing future programme implementation.

Protection and accountability to affected populations

Affected populations are able to benefit from WFP programmes in a manner that ensures and promotes their safety, dignity and integrity. Affected populations are able to hold WFP and partners accountable for meeting their hunger needs in a manner that reflects their views and preferences

Protection and accountability to affected populations is paramount across WFP operations in the Philippines. In 2022, the global food, fuel, and fertilizer crisis impacted the Philippines with rising inflation that affected the food security of households to meet their food and nutritional needs. The protracted effects of the COVID-19 pandemic and the impact of climate-related disasters such as Typhoon Rai (locally named Odette) exacerbated the vulnerabilities of local communities and exposure to protection risks. All these conditions disproportionately impacted the most disadvantaged groups, including persons with disabilities, indigenous peoples, pregnant and lactating women, persons with diverse Sexual Orientations, Gender Identity and Expression (SOGIE), smallholder farmers, fisherfolk, and other groups with diminished access to adequate resources.

Integrating Protection Across Levels of Programming

WFP closely coordinated with local governments and civil society organizations to ensure protection mainstreaming and the adoption of a people-centred approach in WFP's work. The needs and preferences¹ of groups vulnerable to food insecurity and malnutrition were at the forefront of programming. Communities were regularly consulted by WFP to be well-informed of their main challenges and needs and adapt programmes accordingly. WFP gathered context-specific information from indigenous people for integration into nutrition programming. WFP coordinated with Organizations for Persons with Disabilities to mainstream disability inclusion and ensure persons with disabilities have meaningful access to our programmes. WFP conducted conflict-sensitivity training for staff and partners.

During the Typhoon Rai emergency response, WFP utilized cash and vouchers to empower households in decision-making on how the assistance will be used according to their needs. WFP developed key messages to be used by WFP field staff, programme managers and cooperating partners to continuously improve the design and implementation of programmes by integrating protection principles across activities.

Post-distribution monitoring results showed that beneficiaries were mostly satisfied with the accountability and protection measures implemented in the early recovery activities during Typhoon Rai operations, with six out of eight² cross-cutting indicators receiving more than 95 percent positive feedback. However, WFP will continue enhancing programme implementation based on monitoring findings, especially on the delivery of sensitization messages and materials.

Data Protection

WFP ensured that consent of the beneficiaries was obtained to collect and process their data during SCOPE registration. To enable beneficiaries in making an informed decision, they were oriented on the purpose of collecting their personal information and who had access to their data. WFP staff were oriented on Beneficiary Data Privacy Awareness which included WFP guidelines for data protection and data sharing. WFP conducted a Privacy Impact Assessment to assess SOPs and integrated its results into the processes of cash-based transfers, Community Feedback Mechanism (CFM), and SCOPE. As part of the recommendations, WFP appointed three Data Protection and Privacy Compliance focal persons.

Accessible Distribution System

WFP, cooperating partners (CPs) and local governments mitigated potential risks in the project areas, routes, and distribution sites through community consultations. Priority lanes for populations with specific needs, including the elderly, persons with disabilities, and pregnant and lactating women were created during registration and distribution of assistance to reduce queue time. To enhance the accessibility of assistance in difficult-to-reach areas, food voucher distributions were arranged at the *barangay* level, while cash distributions were done through the services of Financial Service Providers, local agents in the market and cooperating partners. Monitoring results showed that all of the surveyed households (1,850 households) found that the conditions at distribution sites were dignified during Typhoon Rai operations.

Mainstreaming Protection Through Policy, Training, and Sensitization Activities

To mainstream protection, gender, and disability inclusion, all WFP staff and CPs were trained to deliver assistance integrating protection principles and to handle protection-related concerns at all levels. The protection risks identified from the field informed policies and programme enhancement. WFP conducted a training for the Department of Social Welfare and Development Field Staff in mainstreaming protection during Typhoon Odette emergency response. In human resources, WFP piloted the corporate tool to enhance the accessibility of the recruitment process for persons with disabilities.

WFP provided community orientation to ensure that beneficiaries were informed about the beneficiary selection criteria, entitlements, frequency, timing, and location of the distribution. Other key programme information, such as activities, beneficiaries' rights, and instructions in claiming their assistance, was included in community orientations delivered in local languages.

Community Feedback Mechanism (CFM)

WFP maximized its CFM to engage with the communities and capture feedback to further improve programming. WFP's feedback mechanism included the use of help desks, feedback boxes, and a toll-free hotline number, complemented with information signs at activity sites and SMS when possible. There were two CFM operators present in the field to ensure direct communication with beneficiaries. WFP resolved 98 percent³ of the total 5,262 cases received in 2022 (January-October⁴). All possible means and processes aligned with the protocol were taken by WFP and its partner to resolve⁵ the cases. The software used in the CFM provided a centralized and safe repository for the cases received, with the option to categorize cases for efficient processing. The enhanced CFM Standard Operating Procedures (SOP) served as the main reference document in processing cases in the database and identifying various roles and tasks. WFP worked on identifying software gaps to further improve the management of CFM cases.

Prevention of Sexual Exploitation and Abuse

WFP maintained zero tolerance for sexual exploitation and abuse. PSEA is mainstreamed across WFP operations and incorporated into its legal framework and agreements with partners. PSEA was integrated into sensitization activities with beneficiaries and local governments through the *barangay* leaders to ensure that they were informed about their rights and available reporting mechanisms. WFP's PSEA policy obliges all staff, CPs, and service providers to report incidents of PSEA for support and investigation. This effort was complemented by various communications materials to inform the communities on how to recognize and report sexual exploitation and abuse. WFP developed the SOP to manage PSEA at the country office and field office levels. WFP appointed three PSEA focal persons to monitor closely all PSEA-related concerns.

Environment

Targeted communities benefit from WFP programmes in a manner that does not harm the environment

The Philippines ranked 1st out of 193 countries¹ in terms of the population's exposure and vulnerability to disaster risks. Lying in the typhoon belt, approximately 20 cyclones enter the Philippines each year with about half of them making landfall.

The Philippines is also among the countries most vulnerable to climate change, which is projected to intensify the impact of extreme weather events on the country. There has been an increase in the number of hot days (i.e., daily temperature rise) and this is set to continue with average temperatures projected to increase by up to 3.1C by the 2090s having significant negative impacts on the viability of ecosystems, health impacts, labour productivity, livestock production and crop yields.

The dependency of large amounts of the population on the agriculture sector makes the country particularly vulnerable to climatic shocks, especially given estimates that agricultural productivity could decline by 9-21 percent by 2050 as a result of climate change². From 2010 to 2019, about 63 percent of the estimated USD9 billion in damages from natural extreme events and disasters were agriculture-related.

Over 50 percent of the country's mangrove forests, which provide livelihoods, essential sources of protein and coastal protection, have been lost since the 1920s. Land degradation, mainly in the form of soil erosion and nutrient depletion, is a widespread phenomenon in the Philippines. FAO has estimated that about 13 million hectares of land in the country suffer from various forms of degradation.

Evidence Generation

WFP started the second phase of the Climate Change and Food Security Analysis (CCFSA) together with the Alliance of Biodiversity International and the International Center for Tropical Agriculture (CIAT). The study analyses the interconnectedness of climate change and food security in the country, particularly the threats and opportunities it presents to food, nutrition, and livelihood in rural and urban areas. In 2022, WFP and CIAT conducted further validation of additional datasets for four regional livelihood zones map.

Integrating Environmental Rehabilitation in Food Assistance for Assets (FFA) Activities

WFP implemented FFA activities in Typhoon Rai-affected communities to help rebuild their livelihoods. In consultation with the Government, WFP identified activities that promote environmental rehabilitation while repairing pre-existing community assets. The participants produced more than 430,000 seedlings and rehabilitated over 100 hectares of mangrove and coastal lines.

Under the Convergence Model in the Bangsamoro Autonomous Region in Muslim Mindanao (BARMM), WFP continued to adopt a multi-sectoral approach integrating environment in the FFA activities through two of the model's objectives: (1) protect, conserve, and rehabilitate forests, coastal, and marine resources to achieve ecological balance and diversity, and (2) mainstream disaster risk reduction and climate change adaptation measures to improve community resilience. FFA activities were focused on forest rehabilitation, including planting endemic tree species, fruit-bearing trees, organic vegetables, and coffee. Community members were trained on organic fertilizer production to improve soil conditions.

WFP put environmental and social safeguards in place by screening 16 projects that all passed the environmental risk review,^[3] as they did not have any negative impact on the environment.

A Story of Inspiration



Food Assistance Voucher System Helps Store Owner Save His Business and His Dream

This is the tale of a dream and livelihood destroyed by super-Typhoon Rai. They were then restored by the energy and enterprise of one couple, helped by an inspired food assistance scheme. The tale ends with gains for this resilient couple, their local economy, and their community.

The story begins 13 years ago when Kent Canoy became unhappy with his life at sea as it kept him away from his wife and four children. He decided to leave his job on a cruise ship and the stable income that came with it.

With his wife Melissa, he undertook the risk and challenge of establishing a convenience store in his neighbourhood, the *barangay* of Poblacion, in the municipality of San Francisco, in the province of Surigao Del Norte.

Typhoon Losses

Kent and Melissa had been operating their store successfully for 13 years when Typhoon Rai (local name: Odette) hit the Philippines. Kent was grateful and relieved to be at home to reassure and safeguard his wife and children as the typhoon raged. But their business suffered tremendous losses. Their warehouse was washed out, rendering many goods unusable, and the wall of their shop was torn down.

The couple surveyed the damage and gave away any goods still usable to neighbours in need. They then began to think about their future. Kent was determined not to relinquish his dream for himself and his family. He wanted to keep going and find a way to rebuild his shop and business. Then help came when Kent and Melissa's business was selected as one of the vendors for WFP's 'value voucher' food assistance programme.

Varied and Nutritious Diets

The 'value voucher' programme was an inspired way to deliver food assistance as part of the typhoon response. WFP experts carefully designed a list of food items tailored to deliver and encourage varied and nutritious diets to be redeemed with vouchers. Value voucher recipients were selected from the most vulnerable households in the most affected villages. WFP provided this form of assistance to 19,000 households.

Selected vendors, including the Canoy, ensured that food items on the designed list were available at shopping events in their specified *barangay* (village or district). Anyone with a value voucher could go to their nominated centre in their *barangay* and purchase items using their value voucher. The choice of food to buy was theirs alone up to a value of PHP 5,600 (USD 113) per month, for two months.

Profit Margins

When Kent and Melissa Canoy were selected as vendors for this scheme, the funding and credit lines they received enabled them to stock their warehouse with the wide range of commodities needed for WFP's shopping list. On scheduled shopping days, they brought the complete range of food commodities to designated centres in the *barangays* assigned to them.

The Canoy were vendors for five *barangays* in Surigao Del Norte Province. They were guaranteed numerous shoppers, as well as payment for vouchers used and a modest profit margin. This helped them to strengthen and expand their

business, including the repair and reconstruction of their shop and warehouse. They gladly acknowledged the key role of the value voucher scheme in the recovery of their business, which is now at 70 percent of its pre-Typhoon Rai strength.

Community Benefits

While the value-voucher scheme benefitted the Canoys' business and community, it also strengthened the local markets. The Canoys and other selected vendors bought their stocks from local suppliers and from the Surigao City central market. When the WFP team met Kent at a value voucher shopping day in the *barangay* of Mabini, in Surigao City, he said: "The vegetables that I offer here today are from a small-scale farmer, and the fish is from another vendor. They are very happy that I obtain goods from them, which stimulates their businesses, as well."

Next Steps

The implementation of the value voucher scheme during Typhoon Rai served as an informative case study on its potential to support local economies and address food and nutrition gaps in the country. To scale up the use of vouchers, WFP conducted a Feasibility Study in 2022, informing the possible use of value vouchers in social protection programmes.

Data Notes

Context and Operations

- [1] Human Development Report 2021/2022 published by the United Nations Development Programme.
https://hdr.undp.org/system/files/documents/global-report-document/hdr2021-22pdf_1.pdf
- [2] Summary Inflation Report Consumer Price Index for December 2022 published by the Philippine Statistics Authority.
<https://psa.gov.ph/statistics/survey/price/summary-inflation-report-consumer-price-index-2018100-december-2022>
- [3] Price Monitoring Bulletin-October 2022 published by WFP Philippines. <https://www.wfp.org/publications/wfp-philippines-price-monitoring-bulletin-october-2022>
- [4] Proportion of Poor Filipinos was Recorded at 18.1 Percent in 2021, published by the Philippine Statistics Authority. <https://psa.gov.ph/poverty-press-releases/nid/167972>
- [5] Undernutrition in the Philippines: Scale, Scope, and Opportunities for Nutrition Policy and Programming published by the World Bank.
<https://www.worldbank.org/en/country/philippines/publication/-key-findings-undernutrition-in-the-philippines>
- [6] Expanded National Nutrition Survey 2021 conducted by the Food and Nutrition Research Institute. Full report yet to be published.
- [7] Expanded National Nutrition Survey 2018-2019 conducted by the Food and Nutrition Research Institute.
<https://fnri.dost.gov.ph/index.php/programs-and-projects/news-and-announcement/763-2018-expanded-national-nutrition-survey>
- [8] Food Security Monitoring - October 2022 published by WFP Philippines. <https://www.wfp.org/publications/wfp-philippines-food-security-monitoring-october-2022>
- [9] World Risk Report 2022. <https://weltrisikobericht.de/weltrisikobericht-2022-e/>
- [10] Philippine Climate Change and Food Security Analysis published by WFP Philippines. <https://www.wfp.org/publications/philippine-climate-change-and-food-security-analysis>
- [11] Food Security Monitoring - October 2022 published by WFP Philippines. <https://www.wfp.org/publications/wfp-philippines-food-security-monitoring-october-2022>
- [12] Employment and Wages in the Agriculture Sector published by the Philippine Statistics Authority.
https://psa.gov.ph/sites/default/files/AIS%20Employment%20and%20Wages_signed%201127%20.pdf
- [13] Learning Poverty Brief published by the World Bank. Learning poverty in the Philippines is 56 percentage points higher than the average in East Asia and Pacific region.
<https://documents1.worldbank.org/curated/en/099000207152223103/pdf/IDU002b5536c0db4104ec3087d809906ec2eae56.pdf>

Partnerships

- [1] The Inter-Agency Task Force on Zero Hunger was led by the then Office of the Cabinet Secretary but was abolished under the new administration.
- [2] The Governments of Australia, Brazil, Canada, France, Ireland, Japan, the Republic of Korea, the Philippines, and the United States of America; the European Civil Protection and Humanitarian Aid Operations (ECHO), United Nations Central Emergency Response Fund (UN CERF), the Asian Development Bank, Individual Donors, Private Donors (The Church of Jesus Christ of Latter-day Saints, Herbalife, Bank of America, WFP USA, Japan Association for the World Food Programme, Royal DSM, PepsiCo Foundation, and Archer-Daniels-Midland), and Stand-by Partner Organizations (Ericsson Response, CANADEM, Swedish Civil Contingencies Agency-MSB, NorCap, Swiss Agency for Development and Cooperation-SDC, Center for International Peace Operations-ZIF, and RedR Australia).

Strategic outcome 02

- 1 WFP worked with the National Nutrition Council (NNC), NNC-BARMM, Ministry of Health, and Ministry of Basic, Higher and Technical Education in the conduct of capacity strengthening activities.
- 2 The results of the studies were presented to the Government stakeholders including the Rice Fortification Sub-Technical Working Group, IATF on Zero Hunger, concerned agencies in the enforcement of RA 11037, and WFP's Global Brown Bag Session. Results also informed the Philippines commitment in the Transforming Education Summit.

Strategic outcome 03

- [1] CCADPs were used as reference in prioritizing activities that will significantly improve food security of the community.
- [2] BIMP-EAGA is a cooperation initiative that aims to generate a balanced and inclusive growth by easing movement of people, goods, and services across borders.
<https://bimp-eaga.asia/>
- [3] The UN Joint Programme on Conflict Transformation in Conflict-Affected Areas in BARMM aims to re-energize hope in the peace process through socio-economic and peacebuilding investments, and by accelerating access to sustainable livelihoods, food security and community security.
- [4] The delivery of these in-kind food commodities was initially planned for 2022. However, due to delivery delays, WFP will start distribution in early 2023, hence the number of reached beneficiaries (A1 indicators on Output Results) will be reported in 2023.

Strategic outcome 04

- [1] Anticipatory Actions were not implemented in the absence of trigger activation, hence, no results were reported for indicators G.8 to G.9.
- [2] CBM provided key observations and recommendations on improving disability inclusion in AA, including in beneficiary targeting, risk communication, distribution of cash and NFIs, and improving the accessibility of the Complaints and Feedback Mechanisms (CFM), which WFP accounted for in future implementation.
- [3] WFP participated in the first GCF Project Technical Working Group Meeting with partners in the national and selected local government authorities in preparation for the project implementation in 2023.
- [4] Transported Government-supplied non-food items include sleeping kits, hygiene kits, kitchen kits, and shelter items.

Progress towards gender equality

[1] Global Gender Gap Report 2022 published by the World Economic Forum. <https://www.weforum.org/reports/global-gender-gap-report-2022/>

Protection and accountability to affected populations

[1] Specific needs and preferences of the most disadvantaged group were gathered through community consultations. These include requests for registration and distribution sites to be well-shaded, and availability of chairs, among others.

[2] Cross-cutting indicators include satisfaction with the assistance, the targeting process, the distribution process, respectful treatment, dignified conditions in distribution sites, security in claiming assistance. In the PDM results, the two indicators which did not exceed 95 percent were on sensitization messages (62 percent) and knowledge on the exact entitlement to be received (79 percent).

[3] Types of feedback received include complaint/negative feedback, data amendment request (update personal/households details, delete details), information request such as schedule and location of distribution, Money Transfer Control Number assistance request, positive feedback, referral to external actors, request for assistance, details on targeting criteria.

[4] WFP's Typhoon Rai emergency response ended in October 2022.

[5] Case resolution depends on the type of feedback received with respective internal/external referral pathways to be applied.

Environment

[1] World Risk Index 2022. <https://weltrisikobericht.de/weltrisikobericht-2022-e/>

[2] Climate Risk Country Profile. <https://www.adb.org/publications/climate-risk-country-profile-philippines>

[3] While environmental screenings were conducted on projects under Strategic Outcome 3, environment indicators can only be reported under Strategic Outcomes 1 and 2 that are contributing to SDG 2. Hence, no data table is displayed under this section.

Annex

Reporting on beneficiary information in WFP's annual country reports

To produce estimates of the total number of unique beneficiaries WFP has assisted yearly, the data from all activities and transfer modalities must be adjusted to eliminate overlaps and add new beneficiaries. Further background information is provided in the summary tables annex of the ACR.

The final estimated number of beneficiaries assisted in each country is validated by country offices and entered in COMET at the end of every year:


- the total number of beneficiaries, which is the sum of all direct beneficiaries reached under all country level activities, based on the adjusted totals that seek to eliminate overlap;
- the total number of beneficiaries receiving food transfers, cash-based transfers and commodity vouchers or capacity strengthening, the sum of all direct beneficiaries reached under the activities for each of these transfer modalities, based on the adjusted estimates that seek to eliminate overlap;
- the total number of beneficiaries assisted under each programme area, the sum of all direct beneficiaries reached under WFP's eight programme areas at the country level;
- the number of schoolchildren assisted under school-based programmes, the sum of all participants assisted under the school-based programmes, adjusted to exclude overlaps and activity supporters such as teachers and cooks.


Although WFP conducts quality assurance to provide beneficiary data which are as accurate as possible, numerous challenges remain regarding data collection, verification, entry and processing. Beneficiary numbers in ACRs should be considered "best estimates", subject to over- and under- estimation.

For the 2022 reporting period, disability data has been collected using a variety of approaches; head counts in single activities, disaggregation of data from post distribution monitoring reports (PDMs) and other data sources from UN agencies and National Census data. As standardized guidance was not available in WFP prior to 2020, these methods have varied according to the existing needs, capacity, and experience of various WFP activities and operational contexts. Moving forward, as part of the 2020 Disability Inclusion Road Map, WFP is building on continued efforts to mainstream and standardize disability data collection methodologies, aligning with international standards and best practices.

Figures and Indicators

WFP contribution to SDGs

 SDG 2: End hunger, achieve food security and improved nutrition and promote sustainable agriculture											
WFP Strategic Goal :						WFP Contribution (by WFP, or by governments or partners with WFP Support)					
SDG Indicator	National Results					SDG-related indicator	Direct				Indirect
	Unit	Female	Male	Overall	Year		Unit	Female	Male	Overall	
Prevalence of undernourishment	%			5.2	2020	Number of people reached (by WFP, or by governments or partners with WFP support) to improve their food security	Number	179,239	185,906	365,145	
							Number of people reached (by WFP, or by governments or partners with WFP support) in the context of emergency and protracted crisis response	Number	167,958	174,512	342,470
Prevalence of malnutrition among children under 5 years of age, by type (wasting and overweight)	% wasting			5.6	2018	Number of people reached (by WFP, or by governments or partners with WFP support) with interventions to prevent and treat malnutrition (moderate acute malnutrition)	Number	167,958	174,512	342,470	
Prevalence of stunting among children under 5 years of age	%			28.7	2020	Number of people reached (by WFP, or by governments or partners with WFP support) with stunting prevention programmes	Number	179,239	185,906	365,145	
Proportion of agricultural area under productive and sustainable agriculture	%					Number of hectares of land rehabilitated (by WFP, or by governments or partners with WFP support)	Ha			197.54	
						Number of people reached (by WFP, or by governments or partners with WFP support) with interventions that aim to ensure productive and sustainable food systems	Number	17,046	10,988	28,034	

 SDG 17: Strengthen the means of implementation and revitalize the global partnership for sustainable development											
WFP Strategic Goal :						WFP Contribution (by WFP, or by governments or partners with WFP Support)					

SDG Indicator	National Results			SDG-related indicator	Direct		Indirect
	Unit	Overall	Year		Unit	Overall	
Dollar value of financial and technical assistance (including through North-South, South-South and triangular cooperation) committed to developing countries	US\$			Dollar value (within WFP portfolio) of technical assistance and country capacity strengthening interventions (including facilitation of South-South and triangular cooperation)	US\$	4,544,345.81	

Beneficiaries by Sex and Age Group

Beneficiary Category	Gender	Planned	Actual	% Actual vs. Planned
Total Beneficiaries	male	454,400	186,537	41%
	female	443,485	178,608	40%
	total	897,885	365,145	41%
By Age Group				
0-23 months	male	30,456	8,126	27%
	female	27,780	7,557	27%
	total	58,236	15,683	27%
24-59 months	male	31,565	12,350	39%
	female	29,673	11,570	39%
	total	61,238	23,920	39%
5-11 years	male	61,361	25,177	41%
	female	57,664	23,376	41%
	total	119,025	48,553	41%
12-17 years	male	57,736	24,396	42%
	female	55,042	22,576	41%
	total	112,778	46,972	42%
18-59 years	male	245,163	97,218	40%
	female	238,014	91,164	38%
	total	483,177	188,382	39%
60+ years	male	28,119	19,270	69%
	female	35,312	22,365	63%
	total	63,431	41,635	66%

Beneficiaries by Residence Status

Residence Status	Planned	Actual	% Actual vs. Planned
Resident	897,885	365,145	41%

Beneficiaries by Programme Area

Programme Area	Planned	Actual	% Actual vs. Planned
Action to protect against climate shocks	125,000	0	0%

Programme Area	Planned	Actual	% Actual vs. Planned
Asset Creation and Livelihood	277,885	140,170	50%
Unconditional Resource Transfers	495,000	329,970	66%

Annual Food Transfer (mt)

Commodities	Planned Distribution (mt)	Actual Distribution (mt)	% Actual vs. Planned
Everyone has access to food			
Strategic Outcome 01			
Rice	2,300	1,135	49%
Countries have strengthened capacity to implement the SDGs			
Strategic Outcome 03			
Rice	1,800	0	0%

Annual Cash Based Transfer and Commodity Voucher (USD)

Modality	Planned Distribution (CBT)	Actual Distribution (CBT)	% Actual vs. Planned
Strategic result 01: Everyone has access to food			
Strategic Outcome 01			
Cash	14,619,589	6,672,152	46%
Value Voucher	4,298,940	4,852,061	113%
Strategic result 05: Countries have strengthened capacity to implement the SDGs			
Strategic Outcome 03			
Cash	1,024,600	188,038	18%

Strategic Outcome and Output Results

Strategic Outcome 01: Crisis-affected people in the Philippines are able to meet their food and nutrition needs during and immediately after an emergency				Crisis Response	
Output Results					
Activity 01: Provide unconditional nutrition-sensitive food assistance, through the Government's safety nets or partners, and appropriate logistical support to crisis-affected communities following natural hazards or human-induced shocks and disruptions					
Detailed Indicator	Beneficiary Group	Sub Activity	Unit of measure	Planned	Actual
A.1: Beneficiaries receiving capacity strengthening transfers	All	Food assistance for asset	Female	18,707	4,655
			Male	19,293	6,153
			Total	38,000	10,808
A.1: Beneficiaries receiving capacity strengthening transfers	All	General Distribution	Female	37,415	0
			Male	38,585	0
			Total	76,000	0
A.1: Beneficiaries receiving cash-based transfers	All	Food assistance for asset	Female	93,860	57,623
			Male	96,140	59,872
			Total	190,000	117,495
A.1: Beneficiaries receiving cash-based transfers	All	Forecast-based Anticipatory Climate Actions	Female	61,750	0
			Male	63,250	0
			Total	125,000	0
A.1: Beneficiaries receiving cash-based transfers	All	General Distribution	Female	187,720	156,459
			Male	192,280	162,566
			Total	380,000	319,025
A.1: Beneficiaries receiving food transfers	All	General Distribution	Female	113,620	54,812
			Male	116,380	57,043
			Total	230,000	111,855
A.2: Food transfers			MT	2,300	1,135
A.3: Cash-based transfers			US\$	18,918,529	11,524,213

Output Results				
Activity 01: Provide unconditional nutrition-sensitive food assistance, through the Government's safety nets or partners, and appropriate logistical support to crisis-affected communities following natural hazards or human-induced shocks and disruptions				
Output indicator	Detailed indicator	Unit of measure	Planned	Actual
D: Assets created				
Food assistance for asset				
D.1: Number of assets built, restored or maintained by targeted households and communities, by type and unit of measure	D.1.116: Volume (m3) of water harvesting systems constructed	m3	57.6	57.6
D.1: Number of assets built, restored or maintained by targeted households and communities, by type and unit of measure	D.1.119: Kilometres (km) of irrigation canals rehabilitated	Km	19.41	24.41
D.1: Number of assets built, restored or maintained by targeted households and communities, by type and unit of measure	D.1.17: Hectares (ha) of land cleared	Ha	17.91	20.61
D.1: Number of assets built, restored or maintained by targeted households and communities, by type and unit of measure	D.1.22: Hectares (ha) of gardens created	Ha	53.17	56.38
D.1: Number of assets built, restored or maintained by targeted households and communities, by type and unit of measure	D.1.40: Kilometres (km) of footpaths, tracks or trails constructed	Km	3.5	3.5

D.1: Number of assets built, restored or maintained by targeted households and communities, by type and unit of measure	D.1.41: Kilometres (km) of footpaths, tracks or trails rehabilitated	Km	80.4	88.1
D.1: Number of assets built, restored or maintained by targeted households and communities, by type and unit of measure	D.1.45: Number of assets built, restored or maintained by targeted communities	Number	256	256
D.1: Number of assets built, restored or maintained by targeted households and communities, by type and unit of measure	D.1.52: Number of social infrastructures and Income Generating infrastructures rehabilitated (School Building, Facility Center, Community Building, Market Stalls, etc.)	Number	114	130
D.1: Number of assets built, restored or maintained by targeted households and communities, by type and unit of measure	D.1.6: Hectares (ha) of land protected with shelterbelts and windbreaks	Ha	101.02	101.02
D.1: Number of assets built, restored or maintained by targeted households and communities, by type and unit of measure	D.1.8: Hectares (ha) of land under crops	Ha	7.42	7.44
D.1: Number of assets built, restored or maintained by targeted households and communities, by type and unit of measure	D.1.98: Number of tree seedlings produced/provided	Number	305,230	431,290

Outcome Results

Activity 01: Provide unconditional nutrition-sensitive food assistance, through the Government's safety nets or partners, and appropriate logistical support to crisis-affected communities following natural hazards or human-induced shocks and disruptions

Outcome Indicator	Sex	Baseline	End-CSP Target	2022 Target	2022 Follow-up	2021 Follow-up	2020 Follow-up	source
Target Group: Crisis-Affected Households - Location: CARAGA (Region XIII) - Modality: Cash, Value Voucher - Subactivity: Food assistance for asset								
Consumption-based Coping Strategy Index (Average)	Overall				5.7			WFP programme monitoring
Food Consumption Score: Percentage of households with Acceptable Food Consumption Score	Overall				75			WFP programme monitoring
Food Consumption Score: Percentage of households with Borderline Food Consumption Score	Overall				15			WFP programme monitoring
Food Consumption Score: Percentage of households with Poor Food Consumption Score	Overall				10			WFP programme monitoring
Target Group: Crisis-Affected Households - Location: Central Visayas (Region VII) - Modality: Cash - Subactivity: Food assistance for asset								
Consumption-based Coping Strategy Index (Average)	Overall				7.73			WFP programme monitoring
Food Consumption Score: Percentage of households with Acceptable Food Consumption Score	Overall				83			WFP programme monitoring
Food Consumption Score: Percentage of households with Borderline Food Consumption Score	Overall				11			WFP programme monitoring
Food Consumption Score: Percentage of households with Poor Food Consumption Score	Overall				7			WFP programme monitoring

Target Group: Crisis-Affected Households - Location: Eastern Visayas (Region VIII) - Modality: Cash - Subactivity: Food assistance for asset							
Consumption-based Coping Strategy Index (Average)	Overall				9.08		WFP programme monitoring
Food Consumption Score: Percentage of households with Acceptable Food Consumption Score	Overall				81		WFP programme monitoring
Food Consumption Score: Percentage of households with Borderline Food Consumption Score	Overall				17		WFP programme monitoring
Food Consumption Score: Percentage of households with Poor Food Consumption Score	Overall				3		WFP programme monitoring

Strategic Outcome 02: Women, boys and girls in provinces prioritized by the Government have adequate and healthy diets to reduce malnutrition by 2022 in line with government targets				- Root Causes	
Output Results					
Activity 02: Provide direct and technical assistance, build evidence and advocate to ensure adequate and healthy diets, through nutrition-specific and -sensitive multiple sectoral responses for most vulnerable groups					
Output indicator	Detailed indicator	Unit of measure	Planned	Actual	
C: Women, girls and boys benefit from more coherent nutrition-specific and -sensitive national and regional legislation, policies, programmes and technologies as a result of technical assistance and generated evidence provided to the Government to achieve adequate and healthy diets for vulnerable groups					
Institutional capacity strengthening activities					
C.4*: Number of people engaged in capacity strengthening initiatives facilitated by WFP to enhance national food security and nutrition stakeholder capacities (new)	C.4*.1: Number of government/national partner staff receiving technical assistance and training	Individual	100	1,087	
C.5*: Number of capacity strengthening initiatives facilitated by WFP to enhance national food security and nutrition stakeholder capacities (new)	C.5*.1: Number of technical assistance activities provided	unit	6	15	
C.5*: Number of capacity strengthening initiatives facilitated by WFP to enhance national food security and nutrition stakeholder capacities (new)	C.5*.2: Number of training sessions/workshop organized	training session	3	20	
C.6*: Number of tools or products developed or revised to enhance national food security and nutrition systems as a result of WFP capacity strengthening support (new)	C.6*.1: Number of tools or products developed	unit	4	4	
E*: Targeted pregnant and nursing women, girls, boys and care providers (including men) receive Social Behavior Change Communication, appropriate nutritious food, improved their knowledge, attitudes and practices around nutrition and are effectively linked to services from other sectors					
Prevention of stunting					
E*.4: Number of people reached through interpersonal SBCC approaches	E*.4.1: Number of people reached through interpersonal SBCC approaches (male)	Number	1,000	0	
E*.4: Number of people reached through interpersonal SBCC approaches	E*.4.2: Number of people reached through interpersonal SBCC approaches (female)	Number	1,500	460	
E*.5: Number of people reached through SBCC approaches using media	E*.5.2: Number of people reached through SBCC approaches using mid-sized media (i.e. community radio)	Individual	1,000	0	
E*.5: Number of people reached through SBCC approaches using media	E*.5.4: Number of people reached through SBCC approaches using social media (i.e. twitter, facebook)	Individual	3,000	0	

Outcome Results								
Activity 02: Provide direct and technical assistance, build evidence and advocate to ensure adequate and healthy diets, through nutrition-specific and -sensitive multiple sectoral responses for most vulnerable groups								
Outcome Indicator	Sex	Baseline	End-CSP Target	2022 Target	2022 Follow-up	2021 Follow-up	2020 Follow-up	source
Target Group: Vulnerable population - Location: Philippines - Modality: - Subactivity: Institutional capacity strengthening activities								
Number of national food security and nutrition policies, programmes and system components enhanced as a result of WFP capacity strengthening (new)	Overall	0	=3	=3	7	4	0	WFP programme monitoring

Strategic Outcome 03: Vulnerable communities in Mindanao have improved food security and nutrition by 2022 in line with government targets				Resilience Building	
Output Results					
Activity 03: Support the government of the Autonomous Region in Muslim Mindanao and local governments in addressing the food security and nutrition needs of all segments of the population, in an equitable manner, to further consolidate and enhance peace and development					
Detailed Indicator	Beneficiary Group	Sub Activity	Unit of measure	Planned	Actual
A.1: Beneficiaries receiving capacity strengthening transfers	All	Food assistance for asset	Female	3,206	0
			Male	3,294	0
			Total	6,500	0
A.1: Beneficiaries receiving cash-based transfers	All	Food assistance for asset	Female	18,989	11,281
			Male	19,511	11,394
			Total	38,500	22,675
A.1: Beneficiaries receiving food transfers	All	Food assistance for asset	Female	24,357	0
			Male	25,028	0
			Total	49,385	0
A.2: Food transfers			MT	1,800	0
A.3: Cash-based transfers			US\$	1,024,600	188,038

Output Results				
Activity 03: Support the government of the Autonomous Region in Muslim Mindanao and local governments in addressing the food security and nutrition needs of all segments of the population, in an equitable manner, to further consolidate and enhance peace and development				
Output indicator	Detailed indicator	Unit of measure	Planned	Actual
C: Vulnerable men, women, boys and girls benefit from regional and local governments enhanced means, tools and abilities to meet their dietary needs in support of peace and development				
Institutional capacity strengthening activities				
C.4*: Number of people engaged in capacity strengthening initiatives facilitated by WFP to enhance national food security and nutrition stakeholder capacities (new)	C.4*.1: Number of government/national partner staff receiving technical assistance and training	Individual	200	558
C.5*: Number of capacity strengthening initiatives facilitated by WFP to enhance national food security and nutrition stakeholder capacities (new)	C.5*.1: Number of technical assistance activities provided	unit	7	19
C.5*: Number of capacity strengthening initiatives facilitated by WFP to enhance national food security and nutrition stakeholder capacities (new)	C.5*.2: Number of training sessions/workshop organized	training session	25	25
C.6*: Number of tools or products developed or revised to enhance national food security and nutrition systems as a result of WFP capacity strengthening support (new)	C.6*.1: Number of tools or products developed	unit	25	19
D: Number of assets created from FFA interventions				
Food assistance for asset				
D.1: Number of assets built, restored or maintained by targeted households and communities, by type and unit of measure	D.1.119: Kilometres (km) of irrigation canals rehabilitated	Km	7	5
D.1: Number of assets built, restored or maintained by targeted households and communities, by type and unit of measure	D.1.22: Hectares (ha) of gardens created	Ha	25.5	18
D.1: Number of assets built, restored or maintained by targeted households and communities, by type and unit of measure	D.1.38: Kilometres (km) of feeder roads rehabilitated	Km	2	2
D.1: Number of assets built, restored or maintained by targeted households and communities, by type and unit of measure	D.1.67: Number of fish ponds constructed	Number	4	3
D.1: Number of assets built, restored or maintained by targeted households and communities, by type and unit of measure	D.1.98: Number of tree seedlings produced/provided	Number	7,500	

Outcome Results								
Activity 03: Support the government of the Autonomous Region in Muslim Mindanao and local governments in addressing the food security and nutrition needs of all segments of the population, in an equitable manner, to further consolidate and enhance peace and development								
Outcome Indicator	Sex	Baseline	End-CSP Target	2022 Target	2022 Follow-up	2021 Follow-up	2020 Follow-up	source
Target Group: Vulnerable population - Location: Autonomous Region In Muslim Mindanao (Armm) - Modality: - Subactivity: Food assistance for asset								
Consumption-based Coping Strategy Index (Average)	Overall	53	<53	<53	6	16.7		WFP programme monitoring

Food Consumption Score: Percentage of households with Acceptable Food Consumption Score	Overall	68.9	>68.9	>68.9	76	75.4		WFP programme monitoring
Food Consumption Score: Percentage of households with Borderline Food Consumption Score	Overall	25.5	<25.5	<25.5	21	23.3		WFP programme monitoring
Food Consumption Score: Percentage of households with Poor Food Consumption Score	Overall	5.6	<5.6	<5.6	3	1.3		WFP programme monitoring

Strategic Outcome 04: National and local government agencies have enhanced capabilities to reduce vulnerabilities to shocks by 2022				- Resilience Building	
Output Results					
Activity 04: Support national and local capacities for disaster risk reduction and management and climate change adaptation					
Output indicator	Detailed indicator	Unit of measure	Planned	Actual	
C: Vulnerable people affected by climate change or other natural and human-caused disasters benefit from the operationalizing of local and national government climate change adaptation and disaster risk reduction policies, plans and programmes that are gender-transformative and include shock-responsive safety nets and climate services in order to effectively prepare for and mitigate the impact of food security and nutrition shocks at the individual, household and community levels					
Institutional capacity strengthening activities					
C.4*: Number of people engaged in capacity strengthening initiatives facilitated by WFP to enhance national food security and nutrition stakeholder capacities (new)	C.4*.1: Number of government/national partner staff receiving technical assistance and training	Individual	200	44	
C.5*: Number of capacity strengthening initiatives facilitated by WFP to enhance national food security and nutrition stakeholder capacities (new)	C.5*.1: Number of technical assistance activities provided	unit	6	3	
C.6*: Number of tools or products developed or revised to enhance national food security and nutrition systems as a result of WFP capacity strengthening support (new)	C.6*.1: Number of tools or products developed	unit	6	4	
G: Vulnerable people affected by climate change or other natural and man-made disasters benefit from the operationalization of local and national governments' climate change adaptation and disaster risk reduction policies, plans and programmes, that are gender transformative, include shock-responsive safety nets and climate services, in order to effectively prepare for and mitigate the impact of food security and nutrition, at the individual, household and community-levels					
Forecast-based Anticipatory Climate Actions					
G.7: Percentage of tools developed or reviewed to strengthen national capacities for Forecast-based Anticipatory Action	G.7.1: Percentage of tools developed or reviewed to strengthen national capacities for Forecast-based Anticipatory Action	%	100	67	
G.7: Percentage of tools developed or reviewed to strengthen national capacities for Forecast-based Anticipatory Action	G.7.2: Number of Anticipatory Action SOPs developed or reviewed through WFP's support	tool	18	33	
G.8*: Number of people provided with direct access to information on climate and weather risks	G.8*.3: Number of people provided with direct access to information on climate and weather risks through mobile phones and/or SMS services	Number	11,000		
G.8*: Number of people provided with direct access to information on climate and weather risks	G.8*.4: Number of people provided with direct access to information on climate and weather risks through face-to-face communication channels	Number	14,000		
G.9: Number of people covered and assisted through Forecast-based Anticipatory Actions against climate shocks	G.9.1: Number of people covered and assisted through Forecast-based Anticipatory Actions against climate shocks (male)	Individual	64,314		
G.9: Number of people covered and assisted through Forecast-based Anticipatory Actions against climate shocks	G.9.2: Number of people covered and assisted through Forecast-based Anticipatory Actions against climate shocks (female)	Individual	60,686		
M: Vulnerable people affected by climate change or other natural and human-caused disasters benefit from the operationalizing of local and national government climate change adaptation and disaster risk reduction policies, plans and programmes that are gender-transformative and include shock-responsive safety nets and climate services in order to effectively prepare for and mitigate the impact of food security and nutrition shocks at the individual, household and community levels					
Institutional capacity strengthening activities					

M.1: Number of national coordination mechanisms supported	M.1.1: Number of national coordination mechanisms supported	unit	5	5
Activity 05: Strengthen and augment government and partners' emergency preparedness and response capacities to include supply chains and emergency telecommunications				
Output indicator	Detailed indicator	Unit of measure	Planned	Actual
C: Disaster-affected people benefit from enhanced supply chain and information and communications technology services provided by the Government and WFP to partners, as needed, to ensure timely, targeted, equitable and effective assistance				
Institutional capacity strengthening activities				
C.4*: Number of people engaged in capacity strengthening initiatives facilitated by WFP to enhance national food security and nutrition stakeholder capacities (new)	C.4*.1: Number of government/national partner staff receiving technical assistance and training	Individual	75	530
C.5*: Number of capacity strengthening initiatives facilitated by WFP to enhance national food security and nutrition stakeholder capacities (new)	C.5*.1: Number of technical assistance activities provided	unit	14	12
C.5*: Number of capacity strengthening initiatives facilitated by WFP to enhance national food security and nutrition stakeholder capacities (new)	C.5*.2: Number of training sessions/workshop organized	training session	5	7
H: Disaster-affected people benefit from enhanced supply chain and information and communications technology services provided by the Government and WFP to partners, as needed, to ensure timely, targeted, equitable and effective assistance				
Institutional capacity strengthening activities				
H.1: Number of shared services provided, by type	H.1.116: Number of trucks made available	truck		852
H.4: Total volume of cargo transported	H.4.6: Metric tons of cargo transported	metric ton		11,879
H.8: Number of emergency telecoms and information and communications technology (ICT) systems established, by type	H.8.1: Number of emergency telecoms and information and communications technology (ICT) systems established	system	3	8
H.8: Number of emergency telecoms and information and communications technology (ICT) systems established, by type	H.8.2: Number of web-based information-sharing and collaboration platforms established/updated	information-sharing platform	7	3
H.8: Number of emergency telecoms and information and communications technology (ICT) systems established, by type	H.8.3: Number of humanitarian information-sharing platforms (web-based) that "pick up" Logistics Cluster produced material	information-sharing platform	10	2
M: Disaster-affected people benefit from enhanced supply chain and information and communications technology services provided by the Government and WFP to partners, as needed, to ensure timely, targeted, equitable and effective assistance				
Institutional capacity strengthening activities				
M.1: Number of national coordination mechanisms supported	M.1.1: Number of national coordination mechanisms supported	unit	14	11

Outcome Results

Activity 05: Strengthen and augment government and partners' emergency preparedness and response capacities to include supply chains and emergency telecommunications

Outcome Indicator	Sex	Baseline	End-CSP Target	2022 Target	2022 Follow-up	2021 Follow-up	2020 Follow-up	source
-------------------	-----	----------	----------------	-------------	----------------	----------------	----------------	--------

Target Group: Government - **Location:** Philippines - **Modality:** - **Subactivity:** Institutional capacity strengthening activities

Number of national food security and nutrition policies, programmes and system components enhanced as a result of WFP capacity strengthening (new)	Overall	0	=3	=3	1	1	1	WFP programme monitoring
--	---------	---	----	----	---	---	---	--------------------------

Cross-cutting Indicators

Progress towards gender equality indicators

Improved gender equality and women's empowerment among WFP-assisted population								
Activity 01: Provide unconditional nutrition-sensitive food assistance, through the Government's safety nets or partners, and appropriate logistical support to crisis-affected communities following natural hazards or human-induced shocks and disruptions								
CrossCutting Indicator	Sex	Baseline	End-CSP Target	2022 Target	2022 Follow-up	2021 Follow-up	2020 Follow-up	source
Target Group: Crisis-Affected Households - Location: CARAGA (Region XIII) - Modality: Cash, Food, Value Voucher - Subactivity: General Distribution								
Type of transfer (food, cash, voucher, no compensation) received by participants in WFP activities, disaggregated by sex and type of activity - -	Female				14,008			WFP
	Male				28,566			programme monitoring
	Overall				42,574			WFP programme monitoring
Target Group: Crisis-Affected Households - Location: CARAGA (Region XIII) - Modality: Cash, Value Voucher - Subactivity: Food assistance for asset								
Proportion of households where women, men, or both women and men make decisions on the use of food/cash/vouchers, disaggregated by transfer modality - Decisions jointly made by women and men	Overall				66			WFP programme monitoring
Proportion of households where women, men, or both women and men make decisions on the use of food/cash/vouchers, disaggregated by transfer modality - Decisions made by men	Overall				10			WFP programme monitoring
Proportion of households where women, men, or both women and men make decisions on the use of food/cash/vouchers, disaggregated by transfer modality - Decisions made by women	Overall				24			WFP programme monitoring
Type of transfer (food, cash, voucher, no compensation) received by participants in WFP activities, disaggregated by sex and type of activity - -	Female				6,024			WFP
	Male				10,097			programme monitoring
	Overall				16,121			WFP programme monitoring
Target Group: Crisis-Affected Households - Location: Central Visayas (Region VII) - Modality: Cash - Subactivity: Food assistance for asset								
Proportion of households where women, men, or both women and men make decisions on the use of food/cash/vouchers, disaggregated by transfer modality - Decisions jointly made by women and men	Overall				54			WFP programme monitoring

Proportion of households where women, men, or both women and men make decisions on the use of food/cash/vouchers, disaggregated by transfer modality - Decisions made by men	Overall				15			WFP programme monitoring
Proportion of households where women, men, or both women and men make decisions on the use of food/cash/vouchers, disaggregated by transfer modality - Decisions made by women	Overall				31			WFP programme monitoring
Type of transfer (food, cash, voucher, no compensation) received by participants in WFP activities, disaggregated by sex and type of activity - -	Female Male Overall				2,164 2,734 4,898			WFP programme monitoring WFP programme monitoring WFP programme monitoring
Target Group: Crisis-Affected Households - Location: Central Visayas (Region VII) - Modality: Cash - Subactivity: General Distribution								
Type of transfer (food, cash, voucher, no compensation) received by participants in WFP activities, disaggregated by sex and type of activity - -	Female Male Overall				6,754 11,666 18,420			WFP programme monitoring WFP programme monitoring WFP programme monitoring
Target Group: Crisis-Affected Households - Location: Eastern Visayas (Region VIII) - Modality: Cash - Subactivity: Food assistance for asset								
Proportion of households where women, men, or both women and men make decisions on the use of food/cash/vouchers, disaggregated by transfer modality - Decisions jointly made by women and men	Overall				67			WFP programme monitoring
Proportion of households where women, men, or both women and men make decisions on the use of food/cash/vouchers, disaggregated by transfer modality - Decisions made by men	Overall				17			WFP programme monitoring
Proportion of households where women, men, or both women and men make decisions on the use of food/cash/vouchers, disaggregated by transfer modality - Decisions made by women	Overall				16			WFP programme monitoring

Type of transfer (food, cash, voucher, no compensation) received by participants in WFP activities, disaggregated by sex and type of activity - -	Female				860			WFP
	Male				1,620			programme
	Overall				2,480			monitoring
Target Group: Crisis-Affected Households - Location: Eastern Visayas (Region VIII) - Modality: Cash - Subactivity: General Distribution								
Type of transfer (food, cash, voucher, no compensation) received by participants in WFP activities, disaggregated by sex and type of activity - -	Female				1,938			WFP
	Male				3,062			programme
	Overall				5,000			monitoring
								WFP
								programme
								monitoring
								WFP
								programme
								monitoring

Protection indicators

Affected populations are able to benefit from WFP programmes in a manner that ensures and promotes their safety, dignity and integrity								
Activity 01: Provide unconditional nutrition-sensitive food assistance, through the Government's safety nets or partners, and appropriate logistical support to crisis-affected communities following natural hazards or human-induced shocks and disruptions								
CrossCutting Indicator	Sex	Baseline	End-CSP Target	2022 Target	2022 Follow-up	2021 Follow-up	2020 Follow-up	source
Target Group: Crisis-Affected Households - Location: CARAGA (Region XIII) - Modality: Cash, Value Voucher - Subactivity: Food assistance for asset								
Proportion of targeted people having unhindered access to WFP programmes (new) - -	Female				100			WFP programme monitoring
	Male				100			WFP programme monitoring
	Overall				100			WFP programme monitoring
Proportion of targeted people receiving assistance without safety challenges (new) - -	Female				100			WFP programme monitoring
	Male				100			WFP programme monitoring
	Overall				100			WFP programme monitoring
Proportion of targeted people who report that WFP programmes are dignified (new) - -	Female				100			WFP programme monitoring
	Male				100			WFP programme monitoring
	Overall				100			WFP programme monitoring
Target Group: Crisis-Affected Households - Location: Central Visayas (Region VII) - Modality: Cash - Subactivity: Food assistance for asset								
Proportion of targeted people having unhindered access to WFP programmes (new) - -	Female				100			WFP programme monitoring
	Male				100			WFP programme monitoring
	Overall				100			WFP programme monitoring
Proportion of targeted people receiving assistance without safety challenges (new) - -	Female				100			WFP programme monitoring
	Male				100			WFP programme monitoring
	Overall				100			WFP programme monitoring

Proportion of targeted people who report that WFP programmes are dignified (new) - -	Female				100			WFP
	Male				100			programme monitoring
	Overall				100			WFP programme monitoring
Target Group: Crisis-Affected Households - Location: Eastern Visayas (Region VIII) - Modality: Cash - Subactivity: Food assistance for asset								
Proportion of targeted people having unhindered access to WFP programmes (new) - -	Female				99			WFP
	Male				99			programme monitoring
	Overall				99			WFP programme monitoring
Proportion of targeted people receiving assistance without safety challenges (new) - -	Female				100			WFP
	Male				100			programme monitoring
	Overall				100			WFP programme monitoring
Proportion of targeted people who report that WFP programmes are dignified (new) - -	Female				100			WFP
	Male				100			programme monitoring
	Overall				100			WFP programme monitoring

Accountability to affected population indicators

Affected populations are able to hold WFP and partners accountable for meeting their hunger needs in a manner that reflects their views and preferences								
Activity 01: Provide unconditional nutrition-sensitive food assistance, through the Government's safety nets or partners, and appropriate logistical support to crisis-affected communities following natural hazards or human-induced shocks and disruptions								
CrossCutting Indicator	Sex	Baseline	End-CSP Target	2022 Target	2022 Follow-up	2021 Follow-up	2020 Follow-up	source
Target Group: Crisis-Affected Households - Location: CARAGA (Region XIII) - Modality: Cash, Value Voucher - Subactivity:								
Proportion of project activities for which beneficiary feedback is documented, analysed and integrated into programme improvements - -	Overall				100			WFP programme monitoring
Target Group: Crisis-Affected Households - Location: CARAGA (Region XIII) - Modality: Cash, Value Voucher - Subactivity: Food assistance for asset								
Proportion of assisted people informed about the programme (who is included, what people will receive, length of assistance) - -	Overall				31			WFP programme monitoring
Target Group: Crisis-Affected Households - Location: Central Visayas (Region VII) - Modality: Cash - Subactivity:								
Proportion of project activities for which beneficiary feedback is documented, analysed and integrated into programme improvements - -	Overall				100			WFP programme monitoring
Target Group: Crisis-Affected Households - Location: Central Visayas (Region VII) - Modality: Cash - Subactivity: Food assistance for asset								
Proportion of assisted people informed about the programme (who is included, what people will receive, length of assistance) - -	Overall				35			WFP programme monitoring
Target Group: Crisis-Affected Households - Location: Eastern Visayas (Region VIII) - Modality: Cash - Subactivity:								
Proportion of project activities for which beneficiary feedback is documented, analysed and integrated into programme improvements - -	Overall				100			WFP programme monitoring
Target Group: Crisis-Affected Households - Location: Eastern Visayas (Region VIII) - Modality: Cash - Subactivity: Food assistance for asset								
Proportion of assisted people informed about the programme (who is included, what people will receive, length of assistance) - -	Overall				18			WFP programme monitoring

Cover page photo © WFP/Rein Skullerud

WFP supported the launching of Home-Grown School Feeding in 2022 in the Municipality of Datu Abdullah Sangki, Maguindanao.

World Food Programme

Contact info

Brenda Barton

wfp.philippines@wfp.org

<https://www.wfp.org/countries/philippines>

Financial Section

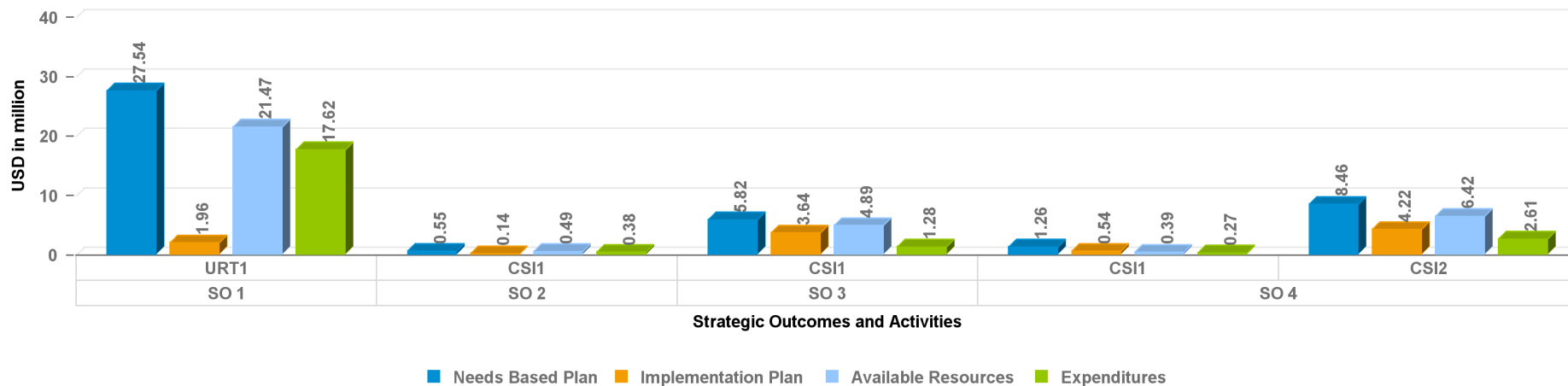
Financial information is taken from WFP's financial records which have been submitted to WFP's auditors.

Annual Country Report

Philippines Country Portfolio Budget 2022 (2018-2023)

Annual Financial Overview for the period 1 January to 31 December 2022 (Amount in USD)

Annual CPB Overview



Code	Strategic Outcome
SO 1	Crisis-affected people in the Philippines are able to meet their food and nutrition needs during and immediately after an emergency
SO 2	Women, boys and girls in provinces prioritized by the Government have adequate and healthy diets to reduce malnutrition by 2022 in line with government targets
SO 3	Vulnerable communities in Mindanao have improved food security and nutrition by 2022 in line with government targets
SO 4	National and local government agencies have enhanced capabilities to reduce vulnerabilities to shocks by 2022
Code	Country Activity Long Description
CSI1	Provide direct and technical assistance, build evidence and advocate to ensure adequate and healthy diets, through nutrition-specific and -sensitive multiple sectoral responses for most vulnerable groups
CSI1	Support national and local capacities for disaster risk reduction and management and climate change adaptation
CSI1	Support the government of the Autonomous Region in Muslim Mindanao and local governments in addressing the food security and nutrition needs of all segments of the population, in an equitable manner, to further consolidate and enhance peace and development
CSI2	Strengthen and augment government and partners' emergency preparedness and response capacities to include supply chains and emergency telecommunications
URT1	Provide unconditional nutrition-sensitive food assistance, through the Government's safety nets or partners, and appropriate logistical support to crisis-affected communities following natural hazards or human-induced shocks and disruptions

Annual Country Report

Philippines Country Portfolio Budget 2022 (2018-2023)

Annual Financial Overview for the period 1 January to 31 December 2022 (Amount in USD)

Strategic Result	Strategic Outcome	Activity	Needs Based Plan	Implementation Plan	Available Resources	Expenditures
1	Crisis-affected people in the Philippines are able to meet their food and nutrition needs during and immediately after an emergency	Provide unconditional nutrition-sensitive food assistance, through the Government's safety nets or partners, and appropriate logistical support to crisis-affected communities following natural hazards or human-induced shocks and disruptions	27,535,471	1,957,689	21,469,592	17,624,154
	Non SO Specific	Non Activity Specific	0	0	33,961	0
Subtotal Strategic Result 1. Everyone has access to food (SDG Target 2.1)			27,535,471	1,957,689	21,503,554	17,624,154
2	Women, boys and girls in provinces prioritized by the Government have adequate and healthy diets to reduce malnutrition by 2022 in line with government targets	Provide direct and technical assistance, build evidence and advocate to ensure adequate and healthy diets, through nutrition-specific and -sensitive multiple sectoral responses for most vulnerable groups	554,197	140,992	494,692	376,215
Subtotal Strategic Result 2. No one suffers from malnutrition (SDG Target 2.2)			554,197	140,992	494,692	376,215

Annual Country Report

Philippines Country Portfolio Budget 2022 (2018-2023)

Annual Financial Overview for the period 1 January to 31 December 2022 (Amount in USD)

Strategic Result	Strategic Outcome	Activity	Needs Based Plan	Implementation Plan	Available Resources	Expenditures
5	National and local government agencies have enhanced capabilities to reduce vulnerabilities to shocks by 2022	Support national and local capacities for disaster risk reduction and management and climate change adaptation	1,256,424	540,268	394,792	271,722
		Strengthen and augment government and partners' emergency preparedness and response capacities to include supply chains and emergency telecommunications	8,461,463	4,217,597	6,419,706	2,612,727
	Vulnerable communities in Mindanao have improved food security and nutrition by 2022 in line with government targets	Support the government of the Autonomous Region in Muslim Mindanao and local governments in addressing the food security and nutrition needs of all segments of the population, in an equitable manner, to further consolidate and enhance peace and development	5,815,128	3,635,139	4,889,745	1,283,681
		Non Activity Specific	0	0	3,340,900	0
Subtotal Strategic Result 5. Countries have strengthened capacity to implement the SDGs (SDG Target 17.9)			15,533,014	8,393,004	15,045,142	4,168,130
	Non SO Specific	Non Activity Specific	0	0	823,171	0
Subtotal Strategic Result			0	0	823,171	0
Total Direct Operational Cost			43,622,682	10,491,685	37,866,559	22,168,499
Direct Support Cost (DSC)			1,995,752	1,154,717	3,440,748	2,004,387
Total Direct Costs			45,618,433	11,646,403	41,307,307	24,172,886

This computer generated report is certified by the Chief of Contribution Accounting and Donor Financial Reporting Branch (FINC)

Annual Country Report

Philippines Country Portfolio Budget 2022 (2018-2023)

Annual Financial Overview for the period 1 January to 31 December 2022 (Amount in USD)

Strategic Result	Strategic Outcome	Activity	Needs Based Plan	Implementation Plan	Available Resources	Expenditures
			2,965,198	757,016	1,417,067	1,417,067
			48,583,632	12,403,419	42,724,374	25,589,954



Wanee Piyabongkarn
Chief

Contribution Accounting and Donor Financial Reporting Branch

Columns Definition

Needs Based Plan

Latest annual approved version of operational needs as of December of the reporting year. WFP's needs-based plans constitute an appeal for resources to implement operations which are designed based on needs assessments undertaken in collaboration with government counterparts and partners

Implementation Plan

Implementation Plan as of January of the reporting period which represents original operational prioritized needs taking into account funding forecasts of available resources and operational challenges

Available Resources

Unspent Balance of Resources carried forward, Allocated contribution in the current year, Advances and Other resources in the current year. It excludes contributions that are stipulated by donor for use in future years

Expenditures

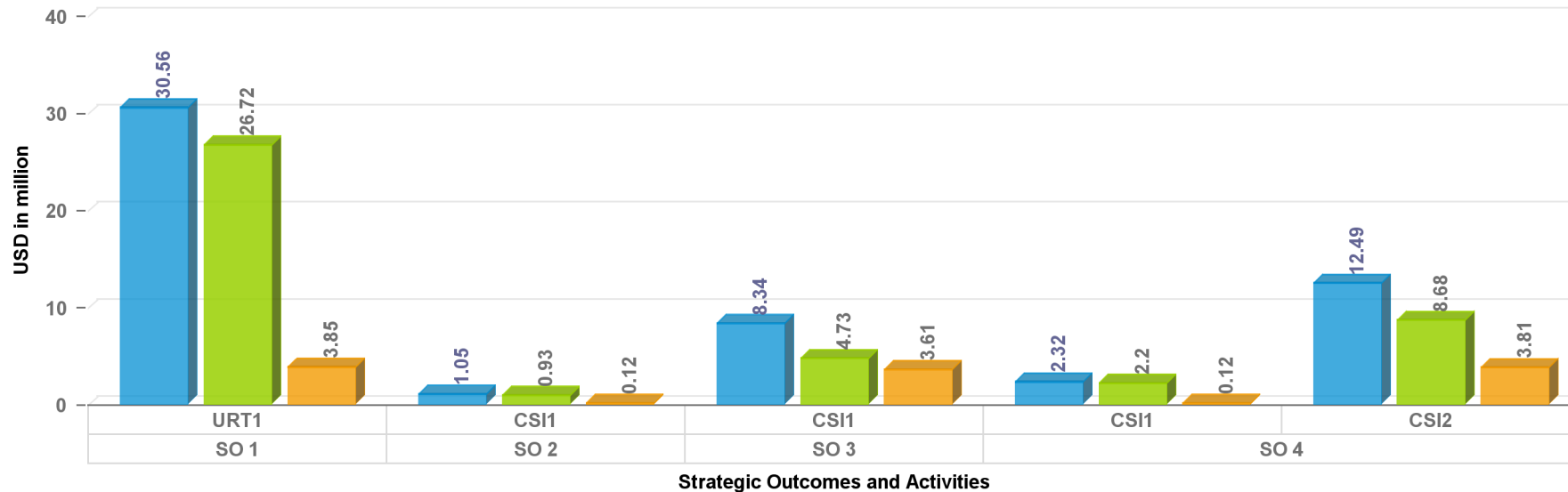
Monetary value of goods and services received and recorded within the reporting year

Annual Country Report

Philippines Country Portfolio Budget 2022 (2018-2023)

Cumulative Financial Overview as at 31 December 2022 (Amount in USD)

Cumulative CPB Overview



■ Allocated Resources ■ Expenditures ■ Balance of Resources

Code	Strategic Outcome
SO 1	Crisis-affected people in the Philippines are able to meet their food and nutrition needs during and immediately after an emergency
SO 2	Women, boys and girls in provinces prioritized by the Government have adequate and healthy diets to reduce malnutrition by 2022 in line with government targets
SO 3	Vulnerable communities in Mindanao have improved food security and nutrition by 2022 in line with government targets
SO 4	National and local government agencies have enhanced capabilities to reduce vulnerabilities to shocks by 2022
Code	Country Activity - Long Description
CSI1	Provide direct and technical assistance, build evidence and advocate to ensure adequate and healthy diets, through nutrition-specific and -sensitive multiple sectoral responses for most vulnerable groups
CSI1	Support national and local capacities for disaster risk reduction and management and climate change adaptation
CSI1	Support the government of the Autonomous Region in Muslim Mindanao and local governments in addressing the food security and nutrition needs of all segments of the population, in an equitable manner, to further consolidate and enhance peace and development
CSI2	Strengthen and augment government and partners' emergency preparedness and response capacities to include supply chains and emergency telecommunications
URT1	Provide unconditional nutrition-sensitive food assistance, through the Government's safety nets or partners, and appropriate logistical support to crisis-affected communities following natural hazards or human-induced shocks and disruptions

Annual Country Report

Philippines Country Portfolio Budget 2022 (2018-2023)

Cumulative Financial Overview as at 31 December 2022 (Amount in USD)

Strategic Result	Strategic Outcome	Activity	Needs Based Plan	Allocated Contributions	Advance and Allocation	Allocated Resources	Expenditures	Balance of Resources
1	Crisis-affected people in the Philippines are able to meet their food and nutrition needs during and immediately after an emergency	Provide unconditional nutrition-sensitive food assistance, through the Government's safety nets or partners, and appropriate logistical support to crisis-affected communities following natural hazards or human-induced shocks and disruptions	42,571,432	26,114,165	4,446,307	30,560,473	26,715,034	3,845,439
	Non SO Specific	Non Activity Specific	0	33,961	0	33,961	0	33,961
Subtotal Strategic Result 1. Everyone has access to food (SDG Target 2.1)			42,571,432	26,148,127	4,446,307	30,594,434	26,715,034	3,879,400
2	Women, boys and girls in provinces prioritized by the Government have adequate and healthy diets to reduce malnutrition by 2022 in line with government targets	Provide direct and technical assistance, build evidence and advocate to ensure adequate and healthy diets, through nutrition-specific and -sensitive multiple sectoral responses for most vulnerable groups	3,671,716	1,051,687	0	1,051,687	933,210	118,477
Subtotal Strategic Result 2. No one suffers from malnutrition (SDG Target 2.2)			3,671,716	1,051,687	0	1,051,687	933,210	118,477

This computer generated report is certified by the Chief of Contribution Accounting and Donor Financial Reporting Branch (FINC)

Annual Country Report

Philippines Country Portfolio Budget 2022 (2018-2023)

Cumulative Financial Overview as at 31 December 2022 (Amount in USD)

Strategic Result	Strategic Outcome	Activity	Needs Based Plan	Allocated Contributions	Advance and Allocation	Allocated Resources	Expenditures	Balance of Resources
5	National and local government agencies have enhanced capabilities to reduce vulnerabilities to shocks by 2022	Strengthen and augment government and partners' emergency preparedness and response capacities to include supply chains and emergency telecommunications	14,008,230	12,486,903	0	12,486,903	8,679,925	3,806,978
		Support national and local capacities for disaster risk reduction and management and climate change adaptation	5,738,749	2,318,548	0	2,318,548	2,195,478	123,070
	Vulnerable communities in Mindanao have improved food security and nutrition by 2022 in line with government targets	Support the government of the Autonomous Region in Muslim Mindanao and local governments in addressing the food security and nutrition needs of all segments of the population, in an equitable manner, to further consolidate and enhance peace and development	12,910,042	8,338,570	0	8,338,570	4,732,506	3,606,064
		Non Activity Specific	0	3,340,900	0	3,340,900	0	3,340,900

This computer generated report is certified by the Chief of Contribution Accounting and Donor Financial Reporting Branch (FINC)

Annual Country Report

Philippines Country Portfolio Budget 2022 (2018-2023)

Cumulative Financial Overview as at 31 December 2022 (Amount in USD)

Strategic Result	Strategic Outcome	Activity	Needs Based Plan	Allocated Contributions	Advance and Allocation	Allocated Resources	Expenditures	Balance of Resources
Subtotal Strategic Result 5. Countries have strengthened capacity to implement the SDGs (SDG Target 17.9)			32,657,022	26,484,920	0	26,484,920	15,607,908	10,877,012
	Non SO Specific	Non Activity Specific	0	823,171	0	823,171	0	823,171
Subtotal Strategic Result			0	823,171	0	823,171	0	823,171
Total Direct Operational Cost			78,900,170	54,507,904	4,446,307	58,954,211	43,256,152	15,698,060
Direct Support Cost (DSC)			6,224,290	6,191,268	300,450	6,491,718	5,055,357	1,436,361
Total Direct Costs			85,124,460	60,699,172	4,746,757	65,445,929	48,311,509	17,134,420
Indirect Support Cost (ISC)			5,533,090	3,133,836		3,133,836	3,133,836	0
Grand Total			90,657,550	63,833,008	4,746,757	68,579,765	51,445,345	17,134,420

This donor financial report is interim



Wannee Piyabongkarn
Chief

Contribution Accounting and Donor Financial Reporting Branch

Columns Definition

Needs Based Plan

Latest approved version of operational needs. WFP's needs-based plans constitute an appeal for resources to implement operations which are designed based on needs assessments undertaken in collaboration with government counterparts and partners

Allocated Contributions

Allocated contributions include confirmed contributions with exchange rate variations, multilateral contributions, miscellaneous income, resource transferred, cost recovery and other financial adjustments (e.g. refinancing). It excludes internal advance and allocation and contributions that are stipulated by donor for use in future years.

Advance and allocation

Internal advanced/allocated resources but not repaid. This includes different types of internal advance (Internal Project Lending or Macro-advance Financing) and allocation (Immediate Response Account)

Allocated Resources

Sum of Allocated Contributions, Advance and Allocation

Expenditures

Cumulative monetary value of goods and services received and recorded within the reporting period

Balance of Resources

Allocated Resources minus Expenditures