



World Food  
Programme

SAVING  
LIVES

CHANGING  
LIVES

# Nicaragua

## Annual Country Report 2022

---

Country Strategic Plan  
2019 - 2023

# Table of contents

<b>Overview</b>	<b>3</b>
<b>Context and operations</b>	<b>7</b>
RISK MANAGEMENT	8
<b>Partnerships</b>	<b>9</b>
<b>CSP Financial Overview</b>	<b>11</b>
<b>Programme performance</b>	<b>15</b>
STRATEGIC OUTCOME 01	15
STRATEGIC OUTCOME 02	17
STRATEGIC OUTCOME 03	20
STRATEGIC OUTCOME 04	22
STRATEGIC OUTCOME 05	25
<b>Cross-cutting results</b>	<b>26</b>
PROGRESS TOWARDS GENDER EQUALITY	26
PROTECTION AND ACCOUNTABILITY TO AFFECTED POPULATIONS	27
ENVIRONMENT	29
<b>Beans for the future</b>	<b>30</b>
<b>Data Notes</b>	<b>32</b>
<b>Annex</b>	<b>34</b>
REPORTING ON BENEFICIARY INFORMATION IN WFP'S ANNUAL COUNTRY REPORTS	34
<b>Figures and Indicators</b>	<b>35</b>
WFP CONTRIBUTION TO SDGS	35
BENEFICIARIES BY SEX AND AGE GROUP	35
BENEFICIARIES BY RESIDENCE STATUS	36
BENEFICIARIES BY PROGRAMME AREA	36
ANNUAL FOOD TRANSFER (MT)	36
ANNUAL CASH BASED TRANSFER AND COMMODITY VOUCHER (USD)	37
STRATEGIC OUTCOME AND OUTPUT RESULTS	38
CROSS-CUTTING INDICATORS	46

# Overview

After years of crisis and development challenges, Nicaragua was affected by multiple shocks in 2022. WFP's operations were crucial to deliver life-saving assistance while continuing to foster resilience, promote rural transformation and tackle the structural causes of food insecurity.

The climatic crisis continued to be a driving force of food insecurity. Hurricane Julia impacted the Caribbean Coast in October, becoming the fourth major event to hit the country in 2020-2022. It affected Indigenous communities in highly vulnerable areas, where poverty rates reach 40 percent [1]. This was exacerbated by severe climate variability and the rising prices of food and agricultural inputs, affecting populations still recovering from the protracted effects of the pandemic and Hurricanes Eta and Iota. Therefore, WFP expanded its crisis response activities through shock-responsive social protection and strengthened food systems, increasing the number of assisted smallholder farmers organizations from 26 to 30. Overall, WFP reached 642,080 people (49 percent women) in 2022, 19 percent above planned by delivering emergency food assistance to those impacted by Hurricane Julia, complementing national efforts through the delivery of school meals to 182,000 children in Jinotega and the North Autonomous Region of the Caribbean Coast (RACCN, for its Spanish acronym) and a second meal to 120,000 children in the Dry Corridor during the lean season [2]. It also temporarily expanded its geographical coverage to the South Autonomous Region of the Caribbean Coast as part of its emergency response. Through its capacity-strengthening activities, WFP indirectly reached 2.6 million people. Furthermore, WFP enabled other United Nations agencies to assist some of the most remote communities by establishing a humanitarian hub in RACCN.

Populations affected by cumulative crises were also assisted through an innovative approach. In response to the rising prices of agricultural inputs, WFP promoted the local production of organic inputs, advancing green solutions and reducing the use of pesticides. Additionally, WFP established seed banks in ten Indigenous communities, coupled with a diploma course on disaster risk management, to mitigate the impact of shocks through livelihood recovery.

Additionally, WFP's work focused on strengthening food systems through smallholder farmers' production and their access to the market. In 2022, WFP tripled the number of farmer organizations with access to user-friendly climate information and training to interpret forecasts. Simultaneously, WFP piloted agricultural microinsurance, reaching 430 farmers and providing USD 7,649 in payouts. These were critical tools to mitigate the impact of shocks on food production while promoting agricultural investment. WFP also provided a top-up to the national macro insurance policy resulting in a payout after Hurricane Julia [3]. In doing so, WFP Nicaragua became the first country office in Latin America and the Caribbean to implement insurance at the macro and micro levels, adopting a two-level approach to transfer the risk of shocks on smallholder farmers and people exposed to hazards.

WFP also fostered farmers' access to formal markets by sourcing 17 percent of food for its operation from smallholder farmers. Additionally, WFP enabled commercial relationships between Walmart and five farmers' organizations to supply regional markets, an excellent opportunity for a long-term collaboration with one of the largest private sector stakeholders in the region. Overall, local procurement represented 76 percent of the food procured in 2022, boosting the local economy.

As in previous years, promoting gender equality and women's empowerment remained a priority. WFP supported the Ministry of Women's expansion from 33 to 50 municipalities, primarily in the Caribbean Coast where women and girls face greater gender-based violence [4]. In line with its principles of accountability to affected populations, WFP and the Ministry implemented activities to empower and encourage the inclusion of people with disabilities.

Finally, in line with Sustainable Development Goal 17 (Partnerships for the goals), WFP strengthened the capacities of national institutions to enhance social protection, disaster risk management and emergency preparedness and response. Also, WFP partnered with non-governmental organizations with strong presence in remote communities in the Caribbean Coast and Indigenous universities. All of these achievements were possible thanks to the support of trusted partners and donors, whose contributions enabled WFP to be adequately funded to reach results.

# 642,083

## Total beneficiaries in 2022



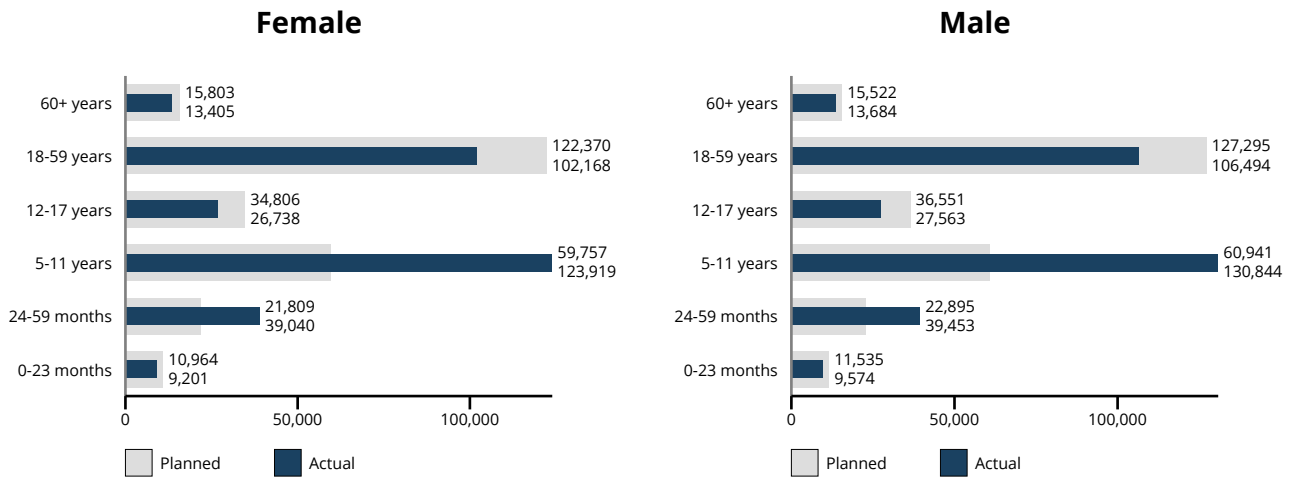
49% female



51% male

Estimated number of persons with disabilities: 65,478 (54% Female, 46% Male)

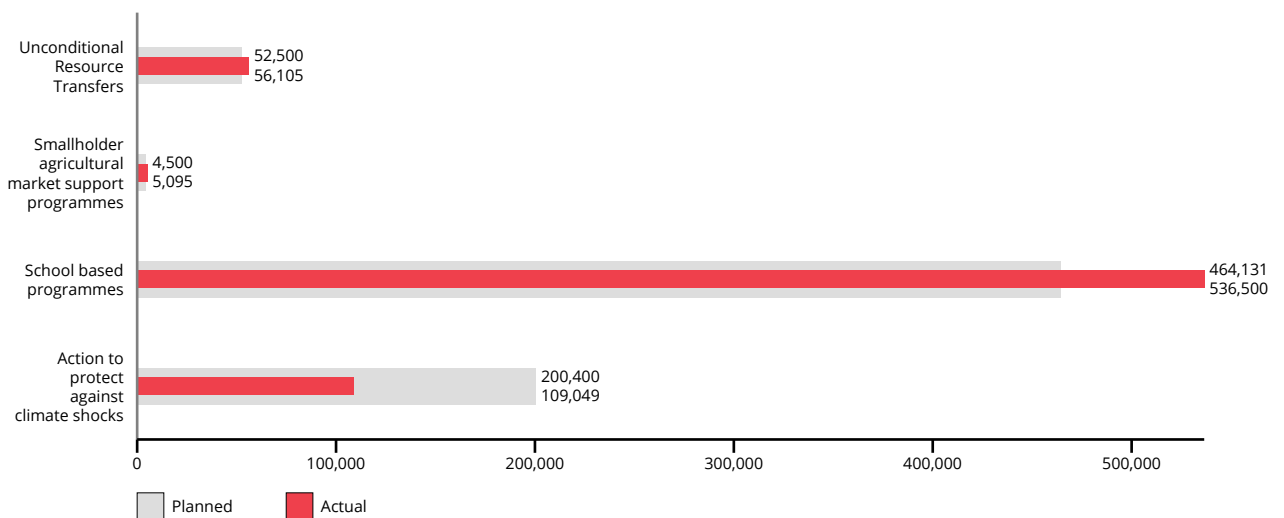
### Beneficiaries by Sex and Age Group



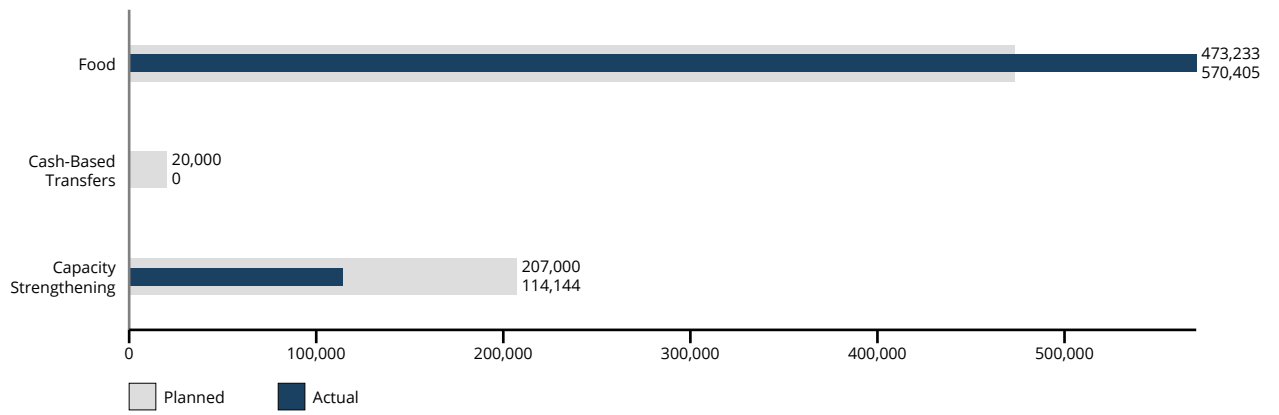
### Beneficiaries by Residence Status



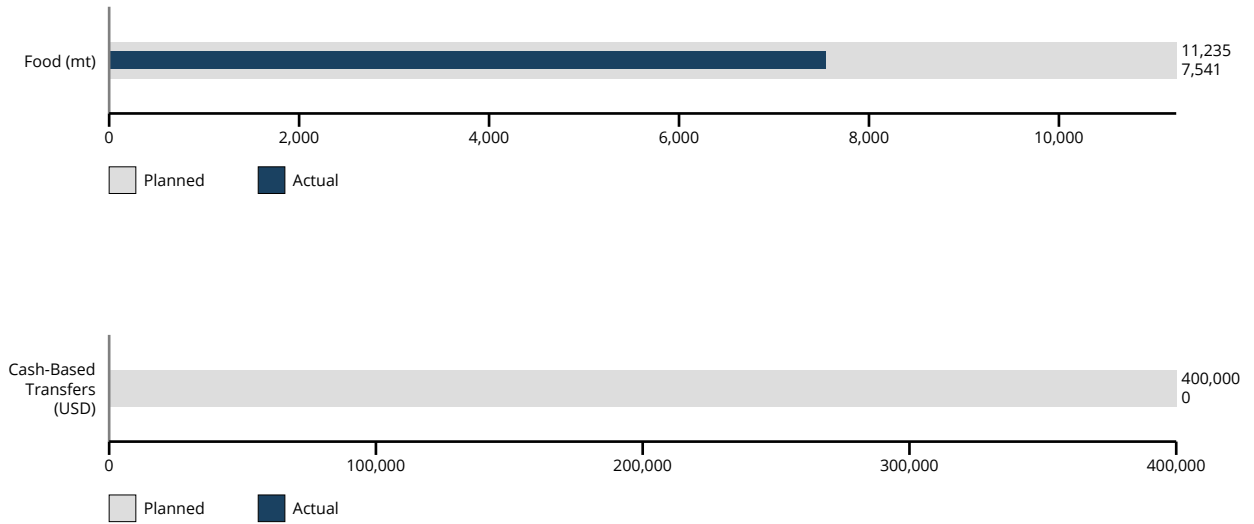
### Beneficiaries by Programme Area



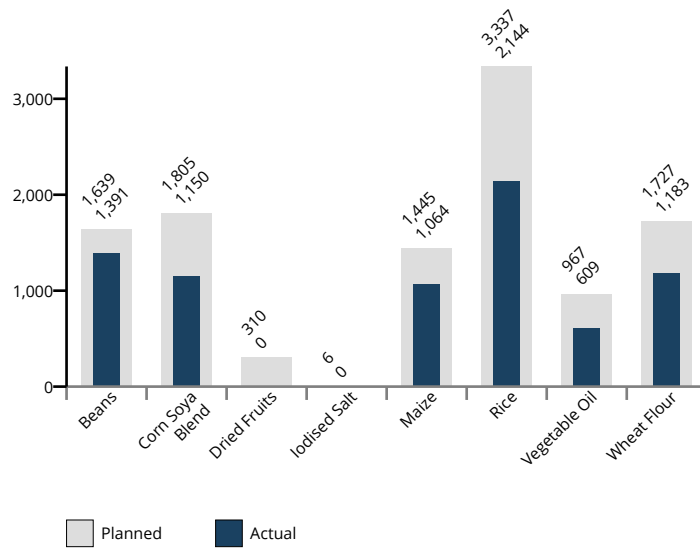
## Beneficiaries by Modality



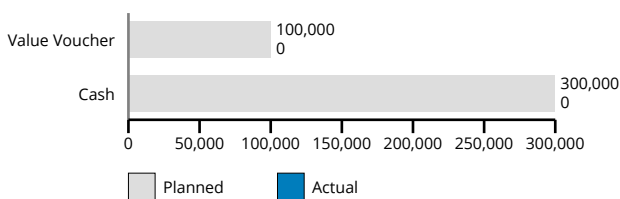
### Total Transfers by Modality



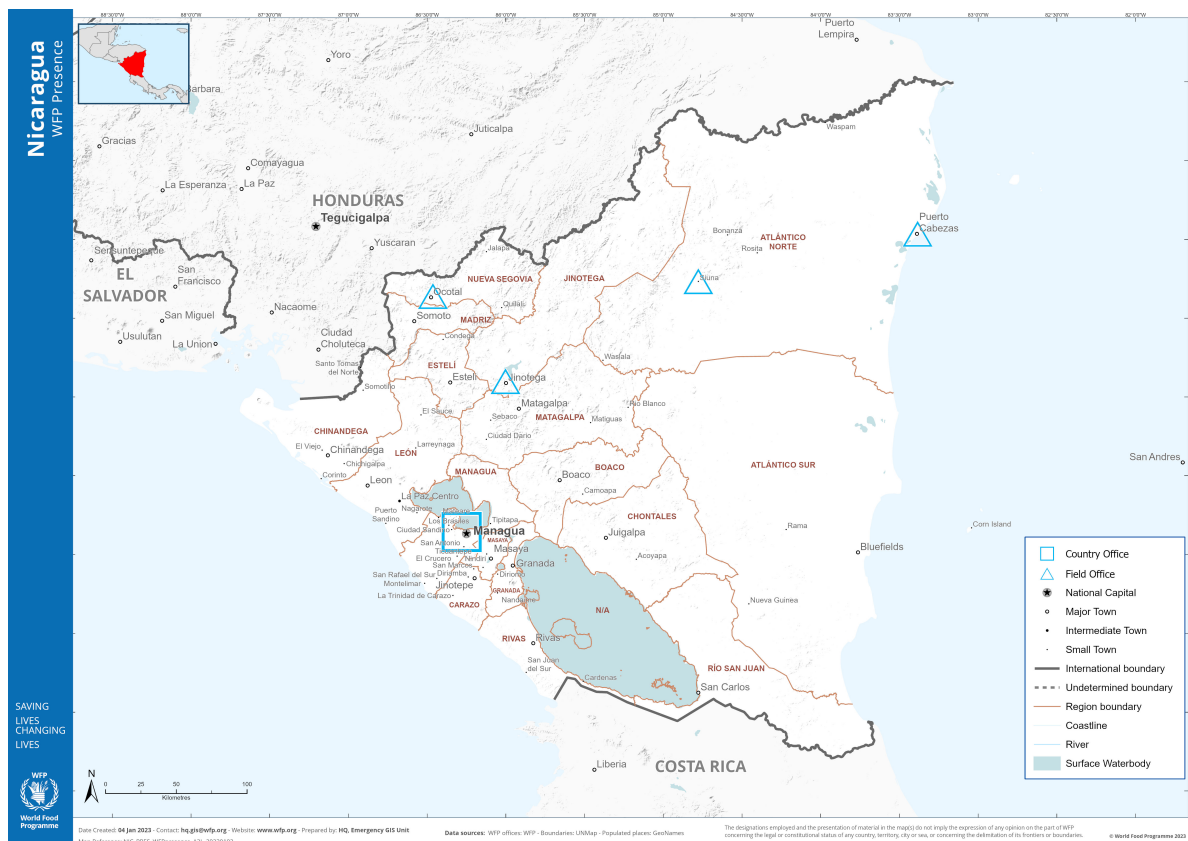
### Annual Food Transfer (mt)



### Annual Cash Based Transfer and Commodity Voucher (USD)



# Context and operations



In 2022, Nicaragua experienced the second year of economic growth, following a three-year economic recession (2018-2020) triggered by the socio-political crisis and deepened by COVID-19. From 2018-2020, Gross Domestic Product (GDP) contracted by almost 9 percent and unemployment doubled, from 3 to 6 percent. While in 2022, GDP grew, inflation reached 12 percent, the highest in Central America, putting substantial economic pressure on Nicaraguan families [1].

The skyrocketing prices of food and fertilizers reduced people's purchasing power and threatened food access. On average, food items of the basic food basket increased by 22 percent and the price of agricultural inputs by 24 percent between December 2021 and December 2022 [2]. This heavily burdened Nicaraguan households and hampered local production by risking the quantity and quality of future harvests. Despite measures introduced by the Government, including freezing the price of fuel and distributing seeds and fertilizer for smallholder farmers, this limited access to nutritious food in a country where 35 percent of the population could already not afford a healthy diet [3]. The situation was particularly dire in the Caribbean Coast and Dry Corridor, where 30 percent of the population was estimated to be using coping strategies like limiting food portions, reducing the number of meals eaten in a day, decreasing the number of people eating, spending less on education and healthcare, using savings and selling assets [4]. Soaring food prices also impacted WFP's operations, significantly straining existing resources.

Furthermore, climate variability and the effects of the global food crisis posed a challenge to the food security of Nicaraguans, whose livelihoods had been impacted by shocks and cumulative crises. Nicaragua is located in a hotspot for climate change which threatens its socioeconomic development. Despite being responsible for only 0.02 percent of global greenhouse gas emissions [5], Nicaragua ranks 21st in the 2022 World Risk Report [6], higher than any other country in Central America. The link between climate variability, limited coping capacities and food security is particularly strong. Eighty percent of the rural population (41 percent of all inhabitants) depend on rain-fed agriculture as their main source of income [7].

The year 2022 was also marked by an above-average and erratic rainfall pattern. During the productive period (May-November), areas of northern Nicaragua received 11 to 18 percent more rain than the historical average [8]. In addition, the country experienced uninterrupted rains during the traditional *canícula* period, a typical 4-6 week break in the rainy season where planting and harvesting take place.

Furthermore, on 9 October, Nicaragua was impacted by Hurricane Julia (category 1), three months after Tropical Storm Bonnie swept across the Caribbean Coast. Hurricane Julia affected 4 million people (60 percent of the population) with

damages impacting 96 out of 153 municipalities and amounting to 2.4 percent of the gross domestic product [9]. Due to the high soil saturation level, rivers overflowed, causing landslides and flooding in several areas. Hurricane Julia primarily affected the North and South Autonomous Regions of the Caribbean Coast, both areas with a high concentration of Indigenous communities, poor infrastructure and limited access to basic services. According to the World Hunger map, the number of people with insufficient food consumption increased six-fold after the event [10].

The adverse climatic conditions and shocks negatively affected agricultural production, particularly rice, maize, coffee, plantain and beans, the latter being the primary source of protein in the traditional Nicaraguan diet. Smallholder farmers assisted by WFP reported crop losses, particularly of planted beans, maize and vegetables. This is particularly concerning when coupled with the effects of the global food crisis in the local market.

Altogether, these factors contributed to unprecedented migration in 2022, making this the largest migratory wave in the country's recent history. The United States of America Border Patrol reports stopping 160,000 Nicaraguans at US borders in the 2022 fiscal year (October to September), over three times as many as in the 2021 fiscal year [11]. This is in line with government reports, which indicate a 50 percent increase in remittances between 2021 and 2022 [12].

According to the State of Food Security and Nutrition 2022 report, 1.2 million people (19 percent of the population) were undernourished, making Nicaragua the country in Latin America and the Caribbean with the third highest prevalence of undernourishment [13]. In this context, the relevance of WFP's mission to save lives and change lives was heightened. Through the Country Strategic Plan, WFP ensured households' well-being did not deteriorate further through responding to slow and fast onset crises; enhancing social protection systems; complementary programming; capacity strengthening of smallholder farmers and national institutions and fostering innovation to bring the country closer to achieving the 2030 Agenda.

## Risk Management

In 2022, WFP continued to monitor and manage risks that could affect its operations, implementing mitigation measures throughout the year. The country office reviewed and updated its risk register in January and June to account for the changing context.

The effects of the global food crisis on commodities prices were identified as one of the main risks. This was evidenced by the 200 percent decrease in purchasing power experienced by WFP's funding for the school feeding programme between 2020 and 2022. To mitigate this risk, WFP worked closely with its partners, advocating for the need of funding availability for the timely procurement of commodities. This was crucial to prevent a drastic increase in school drop-out at this time of enhanced needs, when families tend to remove children from school so they can help in the fields or perform domestic duties.

In addition, COVID-19 continued to be one of the main operational risks, threatening the wellbeing of beneficiaries and staff, as well as the food security and nutrition of Nicaraguan households impacted by multiple crises. To mitigate the impact of this risk on beneficiaries, WFP enforced strict biosecurity protocols for regular activities and maintained its business continuity plan by implementing a hybrid work model which enabled staff to work remotely. WFP also supported its partners in establishing security protocols for managing and handling food at every stage of the supply chain. Additionally, it provided partners with the necessary equipment and technical assistance to enable the use of remote work methodologies. In addition, WFP continued conducting remote monitoring for specific activities and complementing internal information with data provided by government partners.



# Partnerships

In 2022, WFP continued to strengthen existing partnerships and established new ones to protect the food security of vulnerable populations. This enabled WFP to support economic and climate resilience building in communities and smallholder farmers' organizations, contributing to reducing the risk of disasters, transforming gender relations and responding to emergencies.

The impact of Hurricane Julia and the effects of the global food crisis caused a surge in urgent needs. Funding from Germany, Canada, Italy and the Latter-Day Saints Charities (LDS) enabled WFP to provide immediate food assistance to shock-affected populations at risk of food insecurity and begin livelihood recovery programmes. Additionally, the Government received funding from the Interamerican Development Bank (IDB) to support hurricane-affected households through the scale-up of school feeding, Nicaragua's largest shock-responsive social protection programme. Upon government request, WFP implemented this project. This is the second triangulation experience with the Government of Nicaragua and the IDB [1]. A strong relationship with the Ministry of Finance enabled WFP to provide a top-up to Nicaragua's Caribbean Catastrophe Risk Insurance Facility macro insurance policy. Hurricane Julia triggered a pay out and WFP received a percentage of these funds to carry out its crisis response activities [2].

In 2022, WFP continued working closely with Canada, the European Union, Luxembourg, and Russia on multi-year development projects to tackle the root causes of hunger and gender inequality. These valued partnerships are based on the joint design of impactful projects aligned with national priorities and need assessments. Their multi-year nature allows WFP to develop long-term plans and provide uninterrupted, predictable support to assisted organizations, creating strong relationships and contributing to achieving sustainable results.

WFP also partnered with private donors that supported the main programmatic priority: the school feeding programme and its links to local production. Their support was crucial to bridge the funding gap created by the sharp rise in the price of commodities and avoid interrupting or reducing school feeding rations. WFP has worked with some of these trusted partners like Cargill and LDS for years, while other relationships were established in 2022, including Good Start Packaging and FEED America. A new partnership with the United Parcel Service allowed WFP to pilot the production of biofortified beans, linking them to the school feeding programme. The beans were harvested at the end of the year and will be distributed in 2023, increasing the nutritional value of the school meals.

In this complex context of rising prices and shipping challenges, flexible funding was key to ensure the continuation of WFP's assistance. WFP's longstanding partner Switzerland, individual contributions and multilateral allocations, provided WFP with the flexibility to respond to the increase in food prices.

In line with the Government's priorities and needs, and to contribute towards achieving the Sustainable Development Goals (SDG), particularly SDG 2 (Zero Hunger) and SDG 17 (Partnership for the Goals), WFP continued to strengthen collaboration with government institutions. WFP worked closely with the Ministry of Education and the National School Feeding Programme to build its capacity to provide nutritious meals to children across Nicaragua sustainably. WFP also partnered with the Ministry of Family, the Ministry of Agriculture and the Ministry of Family Economics to reach a broader number of families with food assistance, some of which are outside the public school system, and design a cash-based transfer pilot to incentivize livelihood recovery for families affected by Hurricane Julia.

WFP continued to partner with the National System for the Prevention, Mitigation and Response to Disasters (SINAPRED, for its Spanish acronym) to build national and local disaster risk reduction capacities and enhance its emergency response and preparedness capacities. At the same time, WFP worked with the Ministry of Women (MINIM, for its Spanish acronym) to expand the geographical coverage of its services and its capacities to mainstream gender in national programmes and policies. As part of WFP's support to national strategies to mainstream gender, WFP facilitated increased coordination between MINIM and SINAPRED, promoting a gender-transformative approach to disaster risk reduction. Finally, WFP continued working with the Nicaraguan Institute of Agricultural Technology to foster the local production of organic inputs, established community seed banks and delivered agricultural and livestock packages to restore livelihoods in hurricane-affected areas.

For the second year in a row, WFP partnered with Catholic Relief Services and WeWorld to support the recovery of livelihoods of populations affected by multiple crises. WFP also partnered with local academic institutions such as the National University of Nicaragua and Bluefield's Indian and Caribbean University to develop formal education courses to build national and community capacities on disaster risk reduction and gender equality. These local partners brought a solid understanding of community needs and complementary technical knowledge enabling WFP to reach some of the most remote communities and supporting on-site monitoring activities.

In 2022, WFP also expanded its partnerships with the International Center for Tropical Agriculture (CIAT) to enhance the provision of climate services and with the National Insurance Institute for microinsurances for smallholder farmers.

CIAT also performed a comprehensive value chain assessment to boost local food procurement. In addition, as a response to the rising prices of agricultural inputs, WFP established its first South-South and Technical Cooperation initiative with China to foster the local bio-input production.

Finally, WFP took a leading role in United Nations interagency coordination by establishing a Humanitarian Hub in the North Autonomous Region of the Atlantic Coast, which hosted UNICEF, UNOPS and the Food and Agriculture Organization on a common premise. In 2022, WFP also worked with the International Organization for Migration to address increased migration and its link to food security. Moreover, WFP leads the United Nations Emergency Technical team, as well as the Logistics and Information Technology groups in the Operations Management Team, while participating in the Gender Thematic Group in the framework of Human Rights and Interculturality. All of these spaces aim to further interagency collaboration to advance development objectives.

# CSP Financial Overview

In 2022, WFP was well-resourced, thanks to new contributions from existing and emerging partners, balances carried forward from previous years and multilateral allocations received to bridge funding gaps. Although the available resources appear to exceed the annual needs (154 percent), 26 percent were long-term contributions and could not be used for 2022. This enabled adequate implementation of all activities at this critical time of enhanced needs.

In 2022, most new contributions from long-standing and new donors were allocated to school feeding (activity 1) and WFP's emergency response to Hurricane Julia (activity 5). This included private donors, whose contributions represented 12 percent of the overall contributions, 3 percent more than in 2021. To ensure a swift response to Julia, the country office also received internal funding to deliver assistance soon after the event. Moreover, the Emerging Donor Matching Fund [1] complemented a government contribution allocated through the Inter-American Development Bank, maximizing the resources available for beneficiary needs. WFP also received a payout from the Caribbean Catastrophe Risk Insurance Facility through the Ministry of Finance, as it had previously invested in the national macro insurance policy, an innovative solution to ensure financing after critical events.

WFP also sought flexible funds, including resources raised through individual giving campaigns at regional and global levels to cover the funding gap in disaster risk management (activity 2) and actions to advance gender equality and women's empowerment (activity 4). Flexible multilateral allocations were also crucial to mitigate pipeline gaps in school feeding, resulting from delays in the arrival of international commodities. This allowed WFP to procure food locally, while waiting for internationally-purchased food to arrive, avoiding pipeline breaks. Flexible funding represented 28 percent of the resources confirmed, a significant increase from 2 percent in 2021.

The global logistics crisis that started with COVID-19 became even stronger in 2022, with unprecedented delays in shipping. Since 60 percent of contributions were confirmed during the second half of 2022, long lead times (6 to 10 months for international purchases, 2 months for local) hindered the implementation of activities, particularly for the school feeding and emergency activities. In this context, advanced financing mechanisms were crucial to mitigate pipeline gaps. These mechanisms also maximized resources, since food prices were lower earlier in the year.

WFP also benefited from multi-year contributions and funds carried forward from the previous year. Long-term and multi-year contributions, particularly from Canada and the European Union, were crucial to support the work with smallholder farmers (activity 3), as predictable funding enabled strategic and effective planning for better results.

## Annual CSP Financial Overview by Strategic Outcome (Amount in USD)

	Needs Based Plan	Implementation Plan	Available Resources	Expenditure
SR 1. Everyone has access to food	17,143,352	13,473,144	22,059,871	12,536,829
Non strategic outcome, non activity specific	0	0	3,775	0
SO01: People in targeted areas who are living in poverty and/or are vulnerable to food insecurity have access to adequate nutritious food all year round by 2023	6,322,219	6,459,315	8,967,588	5,383,194
Activity 01: Provide nutritious school meals to school boys and girls in targeted areas, complementing the national programme, and strengthen national nutrition and gender-transformative social protection programmes that promote food security	6,322,219	6,459,315	8,810,292	5,383,194
Non-activity specific	0	0	157,296	0
SO04: Populations affected by shocks have access to adequate and nutritious food during and after an emergency	10,821,132	7,013,828	13,088,507	7,153,635
Activity 05: Provide food assistance to populations affected by shocks	10,821,132	7,013,828	12,836,283	7,153,635
Non-activity specific	0	0	252,224	0

SR 4. Food systems are sustainable	 3,896,264	 10,018,292	 11,578,393	 5,677,708
SO02: Vulnerable communities and smallholder farmers in targeted areas benefit from sustainable food systems and have strengthened capacities to cope with shocks, climate change and natural hazards by 2023	 3,896,264	 10,018,292	 11,578,393	 5,677,708
Activity 02: Provide government institutions with technical assistance in disaster risk reduction and climate change adaptation with a view to reducing the vulnerability to food insecurity of populations prone to disasters	 289,476	 17,892	 518,063	 331,126
Activity 03: Provide technical assistance to smallholder farmers in order to increase their resilience, improve their livelihoods and reduce their vulnerability to adverse climate events	 3,606,787	 10,000,400	 10,453,246	 5,346,582
Non-activity specific	 0	 0	 607,083	 0
SR 5. Countries have strengthened capacity to implement the SDGs	 377,179	 701,307	 690,662	 235,917
SO03: National institutions have improved capacities to advance gender equality and women's empowerment and to incorporate gender-transformative approaches into programmes, contributing to the achievement of zero hunger by 2023	 377,179	 701,307	 690,662	 235,917
Activity 04: Provide technical assistance to the Government in designing and implementing gender transformative interventions for promoting gender equality and food security and nutrition	 377,179	 701,307	 690,662	 235,917

SR 8. Sharing of knowledge, expertise and technology strengthen global partnership support to country efforts to achieve the SDGs	401,000	0	3,313,486	2,906,874
SO05: Humanitarian and government partners have access to reliable services during crises	401,000	0	3,313,486	2,906,874
Activity 06: Provide on demand supply chain services to humanitarian and government partners	401,000	0	3,313,486	2,906,874
Non-strategic result	0	0	2,098,508	0
Total Direct Operational Costs	21,817,796	24,192,745	37,642,414	21,357,330
Direct Support Costs (DSC)	2,349,304	2,429,565	4,645,045	1,710,069
Total Direct Costs	24,167,101	26,622,310	42,287,459	23,067,399
Indirect Support Costs (ISC)	1,541,989	1,730,450	667,353	667,353
Grand Total	25,709,091	28,352,760	45,053,321	23,734,752

# Programme performance

## Strategic outcome 01: People in targeted areas who are living in poverty and/or are vulnerable to food insecurity have access to adequate nutritious food all year round by 2023



WFP delivered **33 million meals to 182,000 children** in the most remote areas of Nicaragua, protecting their food security during the entire school year



**1 month** of school meals for a child represents **6 percent** of the agricultural minimum wage



WFP performed a **supply chain gap assessment** to strengthen the capacities of the national school feeding programme



WFP began **exploring the introduction of fresh products to the school meal basket**, creating stronger links with smallholder farmers

Inadequate access to nutritious food is a leading cause of food insecurity in Nicaragua. In line with Sustainable Development Goal 2 (Zero Hunger) WFP through strategic outcome 1 ensures that populations at risk of food insecurity can meet their needs. To achieve this, WFP works with the Ministry of Education (MINED, for its Spanish acronym) and the Ministry of Family to strengthen social protection programmes by delivering food assistance and enhancing the institutions' logistics, digitization and management capacities.

### School feeding

According to the State of School Feeding Worldwide 2020 Report, school feeding is a cost-effective intervention that yields returns on investment as high as USD 9 for every USD 1 invested [1], demonstrating a positive impact on health, social protection, local economies and education.

The school feeding programme is the largest national social protection mechanism, providing public school children with a nutritious meal daily. WFP complemented this programme in Jinotega and the North Autonomous Region of the Caribbean Coast [2], primarily resided by Indigenous communities. In Nicaragua, one month of school meals for a child represents 6 percent of the agricultural minimum wage, thus relieving the growing economic burden at home while ensuring that children had 35 to 65 percent of their daily caloric requirements met, depending on their age and educational modality [3].

From February to November 2022, WFP reached 182,000 schoolchildren (49 percent girls) in 2,300 schools with 33 million meals. In 2022, the yearly investment required for WFP's school feeding activities increased by 40 percent. This is the result of food price increases caused by the compounding effects of the global food crisis; the impact of Hurricane Julia on crop yields and the protracted effects of the pandemic and Hurricanes Eta and Iota. Thus, WFP had to mobilize more resources than planned to cover the food requirements for the 2022 school year. WFP provided full rations thanks to the support of partners, who increased their contributions in light of the complex situation and the allocation of multilateral resources.

In 2022, in line with Nicaragua's Food and Nutritional Sovereignty and Security Law [4], 17 percent of 5,488 mt procured for school feeding were sourced locally from smallholder farmers supported under WFP's strategic outcome 2. Through these linkages between activities and the purchase of local food staples, WFP boosted the local economy and agricultural activity, providing farmers with a stable market and stimulating seasonal job creation in rural areas. This synergy in WFP's assistance generated gains beyond the education sphere, strengthening food systems and making them more sustainable and inclusive.

Most resources mobilized under this strategic outcome were earmarked for school meals. With only 2 percent of the funding needed for capacity-strengthening activities secured, WFP's ability to rehabilitate storage rooms and kitchens in schools and provide technical assistance was limited.

In 2022, the country office provided training on nutrition, gender equality and food storage and preparation to 774 people, including parents and teachers members of the school feeding committees (58 percent women), thereby supporting 31,779 students as Tier 2 beneficiaries (49 percent girls). Further, WFP and MINED developed instructional, inclusive animated videos on school vegetable gardens, used in schools nationwide to promote these gardens as a didactic tool. In support of enhancing the logistics of the national school feeding programme, WFP supported MINED to conduct a supply chain gap assessment, the results of which will enhance coordination between WFP and MINED on supply chain issues.

In a year marked by unprecedented levels of migration and economic turmoil, the schoolchildren's drop-out rate was only marginally affected, increasing by 1 point. This suggests the school feeding programme has acted as a social protection net, motivating parents to keep their children in school.

As WFP reaches the end of its Country Strategic Plan, it aims to shift priorities towards capacity-strengthening activities, working with MINED to enhance the efficiency and sustainability of the national school feeding programme.

### **Nutrition-sensitive**

In 2022 WFP also established an important partnership with the Ministry of Family, a key social protection institution that supports vulnerable families and individuals. Through this alliance, WFP strengthened this institution's capacities to reach vulnerable families whose children are in and outside of the public school system. As early results of this partnership, WFP implemented nutrition-sensitive actions, including two workshops on nutrition and one on gender equality to public servants and delivered 300 vegetable-based recipe booklets and 300 posters on nutrition. Learnings from the workshops and the printed material will be used to replicate the workshops with municipal delegations and local staff at the departmental and local levels in 2023.

Gender and age were integrated into strategic outcome 1, as evidenced by a Gender and Age Marker score of 4. Data collected on educational indicators was disaggregated by age and sex to enable WFP to understand how contextual developments affect each group and take relevant action. Instructional material developed under this outcome was inclusive of gender, age, ethnicity and disability.

### **WFP GENDER AND AGE MARKER**

CSP ACTIVITY	GAM MONITORING CODE
Provide nutritious school meals to school boys and girls in targeted areas, complementing the national programme, and strengthen national nutrition and gender responsive social protection programmes and systems that promote food security	4



## Strategic outcome 02: Vulnerable communities and smallholder farmers in targeted areas benefit from sustainable food systems and have strengthened capacities to cope with shocks, climate change and natural hazards by 2023



WFP supported the execution of national multi-hazard simulations, reaching **1.2 million people**, almost a third of the population



WFP assisted **5,100 farmers**, **13%** above planned, to **enable climate change adaptation and resilience building**



WFP in Nicaragua is the first country in the Latin American region to **implement insurance as a risk transfer mechanism at the macro and micro levels**



WFP **tripled the number of farmer organizations receiving climate services**, including climate information to support agricultural decision-making



WFP enabled the **establishment of commercial links between smallholder farmers and private sector companies**, promoting sustainability



WFP expanded its Women's Economic Empowerment Strategy, **reaching 1,000 women with increased access to credit and agricultural training and assets**

Nicaragua is the 21st country with the highest risk of natural hazards, according to the 2022 United Nations Global Report on Disaster Risk Reduction [1]. It is vulnerable to multiple hazards, including hurricanes, droughts, floods and earthquakes. These shocks threaten the sustainability of food systems and increase the risk of food insecurity, pushing vulnerable populations towards unhealthy food-based coping strategies, like reducing the amount of food consumed, selling assets and pulling children out of schools. This is particularly relevant in the context of economic adversity caused by the rising prices of food and agricultural inputs.

To foster risk reduction and climate change adaptation, WFP supports the National System for Disaster Prevention, Mitigation, and Response (SINAPRED, for its Spanish acronym) under activity 2. It builds comprehensive risk management capacities at national and local levels to better protect vulnerable populations through slow and quick onset disasters. At the same time, WFP supports smallholder farmer organizations to increase their economic and climate resilience to shocks by improving their productivity and access to markets and climate services under activity 3. This increases farmers' capacities to cope with shocks and promotes sustainable food systems by strengthening food value chains.

In 2022, WFP's smallholder farmer support activities were well-resourced, allowing WFP to successfully implement its plans and expand its assistance to four new farmer organizations in the Dry Corridor. Multi-year funding provided by partners like Canada, the European Union, and Russia was key to facilitating these activities since it allows for 3-5 years of uninterrupted and progressive support, an essential condition to achieve results in resilience-building programming.

On the other hand, funding for disaster risk reduction activities was confirmed in the second semester of the year, which delayed the implementation of the 2022 WFP-SINAPRED annual operational plan. Nonetheless, WFP supported the national long-term risk reduction and emergency response goals. WFP accompanied the execution of national multi-hazard simulations, a disaster preparedness exercise to rehearse emergency response protocols for 5,000 emergency scenarios. Through these exercises, WFP indirectly reached approximately 1.2 million people (Tier 2 beneficiaries). This reach was expanded by the WFP-supported television show, Nicaragua, Beautiful and Safe, which broadcasts good community and family disaster risk reduction practices at the national level and multi-hazard family plans.

In addition, it contributed to build the capacities of 40 national institutions and social organizations in disaster risk management, climate change adaptation, emergency preparedness and response linked to food security and nutrition.

Through this, WFP fostered a network of qualified technicians in all of the country's municipalities and in two autonomous regions of Nicaragua, with knowledge, skills, tools and methodologies on integral risk management to save lives in emergencies. In 2022, WFP trained 125 percent more public servants than last year, exceeding the target for 2022 of 150 [2].

Through its partnership with SINAPRED, WFP strengthened the implementation of 13 national policies, programme and system components mainly around disaster risk management [3]. In 2022, WFP continued promoting a gender approach to risk management, carrying out awareness-raising actions with institutions, promoting the inclusion of gender analysis and facilitating inter-institutional coordination between the Ministry of Women and SINAPRED. In line with these efforts, WFP trained 400 women public servants and leaders, organized in local committees for disaster prevention and mitigation and in brigades, on comprehensive risk management and climate change with a gender approach.

WFP continued supporting resilience building and climate change adaptation in smallholder farmers with an innovative and strong gender-transformative approach. WFP assisted 5,100 farmers (49 percent women) organized in 30 farmers' organizations in northern Nicaragua and the Dry Corridor, 13 percent more than initially planned [4]. Reaching 49 percent of female participation was significant considering the deeply rooted gender gaps in rural areas.

Leveraging its own food demand, WFP continued providing a stable market for smallholder farmers organizations by procuring commodities for its operations. In 2022, WFP procured USD 1.5 million from 3 smallholder farmers' organizations, benefiting 217 farmers (37 percent women). Due to the increase in food prices and the adverse climatic conditions experienced in 2022, this exceeds the target for the monetary value of purchases by 4 percent. Additionally, 5 new farmers' organizations were certified by WFP, joining the roster of providers and the number of farmer organizations participating in the sales to WFP increased by 50 percent compared to 2021. Complying with WFP's quality standards also enabled farmer organizations to access formal markets, contributing to their sustainability. In 2022, WFP enabled five farmers' organizations to establish regional sales agreements with Walmart, one of the largest buyers in the country.

During this period, WFP also enabled the protection and sustainable management of 251 ha of land used for agricultural purposes through reforestation, water conservation works, the promotion of bio inputs to reduce the usage of fertilizers and the promotion of good agricultural practices. This represented a 384 percent increase in area compared to 2021, and the establishment of 328 ha of beans, maize, and rice, a 206 percent increase over the previous year. WFP also expanded water and soil management activities, supporting the installation and construction of 94 water-harvesting assets including communal wells, infiltration ditches, small dams and irrigation systems. Through these activities, WFP supported the adaptation of agricultural activities to climate change, better preparing farmers for adverse climate conditions, particularly those in the Dry Corridor, to protect agricultural production, food availability and thus, food security.

Through activity 2, WFP also promoted nutrition-sensitive actions to improve nutritional behaviour and more balanced diets. Actions included disseminating nutritional material and guidelines, cooking booklets and other educational and didactic material focusing on nutrition. Additionally, WFP incentivized crop diversification and the establishment of vegetable gardens to contribute to the increased production of fruits and vegetables.

Achieving Sustainable Development Goal 2 (Zero Hunger) requires targeted, gender-transformative interventions. Thus, in 2022, WFP scaled up the implementation of its Women's Economic Empowerment Strategy [5]. In this line, WFP expanded the participation of women farmers in its women's economic empowerment groups by 27 percent compared to 2021, reaching 1,040 women.

A midterm project evaluation found that these groups have facilitated access to credit at a 20-50 percent better rate for women, fostered income diversification through the establishment of entrepreneurial initiatives like beekeeping and chicken farms; increased access to productive training (representing 54 percent of trained farmers) and assets and equipment (representing 50 percent of recipients). Additionally, the same evaluation, showed smallholder farmer support activities acted as a social and productive protection mechanism and that WFP has contributed to mitigate the impact of multiple crises on smallholder farmers' households protecting their food security. This is in line with the results of the food security indicators for 2022, which demonstrate a 3 percentage point decrease in the number of households using negative coping strategies. These results suggest that, despite the adverse circumstances, more households, especially those led by women, could meet their food needs without having to reduce the number of meals a day or the size of portions. Having access to risk transfer mechanisms like microinsurance has proven key to avoiding debt and the unexpected depletion of savings or the sale of assets and animals.

To implement these activities, WFP broadened its agreement with the International Center for Tropical Agriculture, tripling the number of farmer organizations that receive technical assistance to strengthen their climate information interpretation. This aims to provide user-friendly data to inform agricultural decision-making and reduce the risk of crop loss. In addition, 200 farmers, 50 percent located in the Dry Corridor, were trained in climate-smart agriculture to produce food with limited access to water. At the same time, WFP continued its agricultural microinsurance pilot with

the Nicaraguan Insurance Institute providing 430 farmers (57 percent women), and 8 percent above planned, with insurance for 380 ha [6]. This partnership encouraged farmers to invest in their production by transferring the risk of income loss in the case of shocks. In 2022, excess rainfall, plagues and drought, triggered a payout of USD 7,649 benefiting 31 farmers. WFP will continue working with the national insurance company to offer more microinsurance policies and accelerate the shift towards parametric micro-insurance [7].

Finally, WFP partnered with the Nicaraguan Institute of Agricultural Technology to pilot the production of 100 mt of beans with a higher zinc and iron content. This production will be linked to the school meal basket in 2023, providing schoolchildren with additional nutrients. In coordination with the Ministry of Health and the Ministry of Education, WFP launched a study about the impact of biofortified beans on the prevalence of anaemia among children. The results of this partnership will generate evidence that could support the incorporation of fortified foods in social protection programmes.

Both activities under strategic objective 2 fully integrated gender in their project design, implementation and monitoring. Activity 2 had a Gender and Age Marker (GaM-M) score of 3, as it strengthened the links between the Ministry of Women and SINAPRED, providing public servants with tools to integrate gender analysis in disaster risk reduction. On the other hand, activity 3, received a GaM-M score of 4, as it fully integrated gender and age into the design of its interventions to promote the increased participation of women and young farmers. WFP's women's economic empowerment strategy successfully facilitated access to productive assets, training and financial tools to women farmers, contributing to transforming gender dynamics in farmer organizations.

### WFP GENDER AND AGE MARKER

CSP ACTIVITY	GAM MONITORING CODE
Provide government institutions with technical assistance in disaster risk reduction and climate change adaptation with a view to reducing the vulnerability to food insecurity of populations prone to disasters	3
Provide technical assistance to smallholder farmers in order to increase their resilience, improve their livelihoods and reduce their vulnerability to adverse climate events	4

## Strategic outcome 03: National institutions have improved capacities to advance gender equality and women's empowerment and to incorporate gender-transformative approaches into programmes, contributing to the achievement of zero hunger by 2023



WFP enabled the **Ministry of Women** to **expand its services to 50 municipalities** of Nicaragua, a **66%** expansion compared to 2021



WFP enabled the Ministry of Women to **reach 93,600 people**, promoting gender equality and the empowerment of women



WFP performed **two studies** into the linkages between food security and the empowerment of women. Its results are informing decision-making

In line with the 2030 Sustainable Development Goals and national gender-focused development priorities, strategic outcome 3 focuses on strengthening the capacities of partners and WFP programmes to advance the empowerment of women. Through its work with key government institutions, this outcome focuses on providing technical assistance to incorporate a gender-transformative and nutrition-sensitive approach to the design and implementation of national policies, programmes, and communication campaigns. It also focuses on generating evidence on the linkages between gender relations, food availability, and nutrition.

Accessing flexible and timely funding is crucial for WFP's capacity to continue promoting the transformation of gender relations with government partners. While this activity was adequately resourced, funding was restricted for specific actions like the execution of studies to generate evidence. WFP was able to support the implementation of the Ministry of Women's annual operative plan thanks to individual contributions.

In 2022, WFP facilitated the expansion of the Ministry of Women (MINIM for its Spanish acronym) from 33 to 50 municipalities, covering a third of the country. Of the 17 newly reached municipalities, 13 were in the Caribbean Coast, a historically underserved area with some of the highest levels of food insecurity and prevalence of gender-based violence (GBV). As a result, MINIM assisted 1,300 Indigenous and Afro-descendant people (85 percent women), 200 percent more than in 2021.

### Community campaigns and trainings

With WFP's support, across the 50 municipalities, MINIM launched inclusive communication campaigns to promote awareness of the rights of women and people with disabilities, sensitize on GBV and human trafficking and socialize gender-sensitive legal framework and national strategies [1].

As a part of these campaigns, WFP supported the printing and dissemination of 10,000 informative booklets translated to Miskitu, Creole and Mayagna, the most spoken Indigenous languages in the region. These booklets used friendly language and visuals to spread messages on the prevention of GBV as well as the critical role women have in addressing climate change and disaster risk reduction, highlighting the differentiated impact on women, men, girls and boys. Supporting disability inclusion the booklets were also translated to braille. Further, MINIM trained 150 people with disabilities (61 percent women) on human rights and empowerment using sign language.

### Gender-sensitive institutional capacity strengthening

Gender equality is a must for Zero Hunger, thus WFP nurtured a solid partnership with MINIM and contributed to strengthening inter-institutional coordination across national institutions.

In line with this, WFP enhanced MINIM's abilities to strengthen the capacities of public servants to mainstream gender across social protection programmes and disaster risk management and response. Overall, WFP with MINIM trained 3,388 public servants, twice as many public servants as in 2021, on food security, leadership, and the relevance of public policy for the empowerment of women [2]. National partners benefiting from embedded expertise included: the Ministry of Education, the Ministry of Family Economy and the National System for Disaster Prevention, Mitigation, and Response (SINAPRED, for its Spanish acronym).

To broaden the reach of MINIM's training in a cost-effective manner, WFP supported the development of four online courses, which could be accessed through the ministry's platform and were certified National Technological Institute. By the end of 2022, 150 people had received their diploma. The online courses' schedule flexibility was vital to accommodate different schedules, which traditionally prevents women from accessing education opportunities. In addition, WFP partnered with the National Autonomous University of Nicaragua to design a course on women's rights

and violence prevention which was part of the university's academic offer and was completed by 45 public servants.

As a result of this positive experience, WFP identified online education as a valuable tool with the potential to reach a broad number of people. Thus, it aims to promote the participation of smallholder farmers assisted under strategic outcome 2 in courses hosted on MINIM's platform.

**Knowledge generation**

In 2022, WFP contributed to generate evidence on the linkages between gender and food security through two gender-based studies [3] carried out with smallholder farmers assisted under strategic outcome 2. Results were shared with development stakeholders informing the design of projects targeting women smallholder farmers to increase women's empowerment and gender equality.

The first study looked into women smallholder farmers' happiness and empowerment in relation to income-generation opportunities. Findings suggest 9 out of 10 women surveyed were empowered although only 54 percent of surveyed women commercialized their products. Thus, it is important to prioritize activities. The second study quantified women's contribution to household's agricultural production and the proportion of the household's needs covered by women. Results show that among WFP beneficiaries, women are contributing 53 percent to their households' agricultural production and 66 percent of the household income.

This strategic outcome has a Gender and Age Marker score of 4 due to WFP's efforts to incorporate a gender-transformative approach in multiple government institutions through formal and informal education mechanisms in partnership with the Ministry of Women. This partnership was highly relevant to influence national public policy, to advance social transformation and to improve women's access to productive resources and services, contributing to food security.

**WFP GENDER AND AGE MARKER**

CSP ACTIVITY	GAM MONITORING CODE
: Provide technical assistance to the Government in designing and implementing gender-transformative interventions and advocacy campaigns for promoting gender equality and food security	4

## Strategic outcome 04: Populations affected by shocks have access to adequate and nutritious food during and after an emergency



WFP reached **507,400** people through its crisis response activities



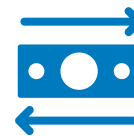
Triggered by Hurricane Julia, WFP received **USD 640,000** from Nicaragua's macro insurance policy to fund emergency response activities



WFP expanded its presence to the South Autonomous Region of the Caribbean Coast to assist people affected by Hurricane Julia



WFP is **strengthening the humanitarian-development nexus** by providing communities vulnerable to disasters with risk management tools and training



WFP began **piloting cash-based transfers** to support the recovery of livelihoods affected by Hurricane Julia

Under strategic outcome 4, WFP addresses the immediate food needs of populations affected by sudden and slow onset shocks. To achieve this, WFP provides shock-affected populations with a safety net during and in the aftermath of emergencies followed by early recovery and livelihood support activities. In 2022, crisis response was adequately resourced, allowing WFP to carry out most of its planned activities and provide life-saving assistance to an all-time high number of 507,400 people [1], 3 percent more than in 2021.

Nonetheless, the short-term nature of funding for crisis response including early recovery, which often must be executed within six months, challenged WFP's capacity to adopt a more integrated approach to emergency programming and sustainable recovery, an imperative considering the chronic poverty and food insecurity conditions that people living in disaster-prone areas face.

To broaden its reach and to improve the quality of life-saving assistance provided, WFP expanded its partnerships with government institutions and non-profit organizations. In addition to established partners such as the National System for the Prevention, Mitigation and Response to Disasters (SINAPRED, for its Spanish acronym), the Ministry of Education (MINED, for its Spanish acronym), the Nicaraguan Institute for Agricultural Technology (INTA, for its Spanish acronym), and Ministry of Family, WFP began working with the Ministry of Family Economy and the Ministry of Agriculture with the aim of reaching households not covered by other social programmes.

WFP also continued strengthening its partnerships with the largest Indigenous community university in the Caribbean Coast, and with Catholic Relief Services and WeWorld. These partnerships added value to WFP's interventions due to their knowledge of the local context and their field presence.

### Hurricane Julia

In October 2022, Hurricane Julia impacted the Caribbean Coast of Nicaragua. Although it was a category one hurricane, the damages caused are reminiscent of category 4 and category 5 hurricanes Eta and Iota due to a range of factors. The severe climate variability and shocks experienced in 2022, including the impact of Tropical Storm Bonnie just three months before and above-average rains, increased this disaster-prone area's vulnerability to floods and landslides. During this time, the effects of the global food crisis were already taking a toll on some of the most food-insecure populations. These events exacerbated the chronic inequalities and structural poverty that mark these communities and threatened the fragile recovery to multiple crises that WFP had supported in the previous years.



Immediately after Hurricane Julia, WFP performed a rapid emergency food security assessment, which found 3.8 million people were affected by the event. This allowed WFP to start food assistance in the most affected municipality, El Rama, during the first 24 hours of the event in coordination with SINAPRED. As part of an emergency response plan based on the expansion of shock-responsive social protection programmes through schools, WFP assisted 250,000 people in some of the most affected areas with take-home food rations to ensure immediate food availability for children and their families while schools were on their end-of-year break.

Most of the initial food assistance was delivered in the South Autonomous Region of the Caribbean Coast (RACCS), an area where insufficient food consumption tripled to over 8 percent a month after the event [2]. Since WFP did not have regular field presence in RACCS, WFP set up a temporary office in El Rama, where some communities were 12 meters under water, and worked closely with MINED and SINAPRED to overcome the logistical challenges. To support the local government, WFP provided 6 trucks to transport essential non-food items to the most affected areas as well as 15 water pumps and a generator to restore crucial access to clean water in over 150 communal wells.

As a member of the Caribbean Catastrophe Risk Insurance Facility, the Government (through the Ministry of Finance) has a macro insurance tropical cyclone policy. In 2022, WFP increased the annual policy premium by 7 percent, enhancing the coverage and agreeing with the Government that if the payout were triggered, WFP would receive a payout proportional to its contribution to spend in crisis response. Following Hurricane Julia, WFP received USD 640,000 of the USD 8.9 million payout [3]. This was the first payout in the Latin America and the Caribbean where WFP was involved. In the last quarter of 2022, after the payment was triggered, WFP with the Ministry of Family Economy co-designed a cash-based transfer pilot, which will start in mid-2023, benefiting 1,000 urban and peri-urban families.

### **Early recovery**

WFP provided livelihood recovery support to populations affected by cumulative crises and shocks and supported in building national emergency response capacities. In 2022, WFP collaborated with SINAPRED on the collection of food security data of populations in critical places exposed to disasters while providing technical support on digitization for faster, more reliable access to data and analysis. WFP also supported the construction of four organic agricultural input production facilities in Nueva Segovia, Jinotega, Waspam and Siuna, benefiting Indigenous communities with a cost-effective alternative to the rising prices of chemical inputs.

To support early recovery and increase livelihood resilience amongst Indigenous communities, WFP fostered an innovative alliance with Bluefield's Indian and Caribbean University, INTA and WeWorld-GVC to promote disaster preparedness and recovery. As a result, 10 seed banks were established in Indigenous communities in Waspam (one bank per community), and training was provided to 50 people to ensure the sustainable management of the seed banks. Simultaneously, a community diploma course on resource management, food security and nutrition and gender-sensitive risk reduction was developed and delivered to 30 Indigenous leaders (50 percent women) in the communities where the seed banks were established.

In line with this, to contribute to the restoration of livelihoods in the Caribbean Coast and northern areas of the country, WFP delivered agricultural, livestock and fishery packages benefiting 97,000 people and supported the establishment of home vegetable gardens for 21,500 people, 62 percent more people than originally planned. An external evaluation of these activities in the northern area found that these gardens, 60 percent of which are managed by women, were not only highly successful in increasing the access of low-income vulnerable families to food, but also directly contributed to diversify their diets while creating an additional source of income through the sale of surplus product in small community markets. Families that sold their surplus production used the additional income to purchase other food items not grown in their vegetable gardens. These sales also increased the local availability of vegetables in communities, often at a lower price than formal markets.

### **Lean season**

For the second year in a row, multi-year funding enabled WFP to complement MINED's national school feeding programme in the Dry Corridor by providing 120,000 children, three times more children than initially planned, with a second school meal during the peak of the lean season (May-July). While WFP had only planned to assist beneficiaries for 40 days, the duration of assistance increased to 60 days. This was to address the surge in needs witnessed in this drought-affected region; households saw their purchasing power decimated by the raising price of food items.

In addition to supporting the vertical expansion of the shock-responsive social protection programme, WFP installed 46 water-harvesting systems and 238 water filters across 46 schools in 22 municipalities of the Dry Corridor, improving children's access to safe water for human consumption essential for school meal preparation and good hygiene practices.

### **Lessons learned**

In 2022, WFP systematized lessons learned from its emergency response to Hurricanes Eta and Iota. Through this exercise, WFP identified opportunities for improvement. Findings highlighted the importance of developing a robust

early warning system with contextual indicators to anticipate crises that would mitigate the impact on livelihoods and food systems. Thus, WFP will strengthen partnerships to mobilize resources to ensure technical assistance before and during emergencies, including improving emergency telecommunications capacities.

Additionally, the needs of shock-affected households go beyond immediate food assistance and require coordination among United Nations agencies and other social organizations. Integrated assistance packages must include: protection for livestock; access to safe water; social and behavioural change communication strategies; construction and rehabilitation of kitchens and storage rooms in schools to store uncooked food and to prepare meals.

A Gender and Age Marker score of 4 was obtained by strategic outcome 4. The highest score was achieved since WFP's adopted an equal opportunity approach, prioritizing the safe access of women, youth and marginalized groups to food assistance and livelihood recovery support and monitoring information was disaggregated by gender and age to facilitate analyses.

### WFP GENDER AND AGE MARKER

CSP ACTIVITY	GAM MONITORING CODE
Provide food assistance to populations affected by shocks and strengthen institutional capacities for effective response	4



## Strategic outcome 05: Humanitarian and government partners have access to reliable services during crises



**WFP launched its Humanitarian Hub** in the North Autonomous Region of the Caribbean Coast, enabling other UN agencies to reach remote communities



**WFP's Humanitarian Hub currently host** FAO, UNICEF and UNOPS, promoting inter-agency coordination

In line with Sustainable Development Goal 17 (Partnership for the Goals), strategic outcome 5 leverages WFP's outstanding supply chain capacities to enable partners, including government institutions and other United Nations agencies, to reach vulnerable populations with on-demand services.

This strategic objective was introduced to WFP's 2019-2023 country strategic plan in 2021, as a response to the impact of two overlapping crises: the compounding effects of COVID-19 and Hurricanes Eta and Iota. The scale of needs and the remote location of hurricane-affected communities strained national capacities and posed challenges to the humanitarian supply chain. As a response, WFP stepped up to bridge an important gap in humanitarian assistance by providing transportation, procurement, warehousing services and office space to United Nations agencies, government partners and international financial institutions.

Building on its presence in Bilwi since 2004, the capital city in North Autonomous Region of the Caribbean Coast (RACCN, for its Spanish acronym), WFP inaugurated its Humanitarian Hub in 2022, a space that brought together United Nations agencies to provide assistance to some of the most underserved communities in the country. The Humanitarian Hub was comprised of 28 mobile offices, 1 conference room, 2 Mobile Storage Units (each with 500 metric tons of storage space), 3 additional mobile containers used as storage and has the possibility to expand to meet additional demand.

The Hub in RACCN is strategically located in a region with entrenched poverty, poor infrastructure and high prevalence of rural Indigenous communities located along riverbanks. When shocks strike, rivers overflow and roads are destroyed, hindering access. Port and storage capacity are limited and few transport services are available to meet the demands of humanitarian and development assistance.

In 2022, the Hub hosted three United Nations agencies: the Food and Agriculture (FAO) Organization, UNICEF and UNOPS who contracted from WFP supply chain, technology, telecommunications and administration services. When Hurricane Julia impacted the Caribbean Coast in October 2022, WFP's Humanitarian Hub provided crucial non-food item storage space to UNICEF and FAO. Its strategic location enabled these agencies and WFP, to alleviate some of the most pressing needs of affected communities in record time. This enabled them to implement their emergency response from RACCN.

Although it is only its first year of operations, hosted agencies expressed a 100 percent satisfaction rate with the services provided by WFP. Considering the limited amount of service and goods suppliers available in the area, this was an achievement. The value of services delivered in 2022 amounted to USD 2.9 million.

The Hub has grown beyond its initial purpose of facilitating a coordinated humanitarian response, serving as a platform to enable development and resilience-building initiatives to transform communities and change lives in the RACCN. Through its Hub, WFP boosted local development by providing surrounding communities with employment and business opportunities. Local businesses were regularly contracted to provide services to staff from hosted United Nations agencies, generating economic benefits for local hotels, diners, and transportation companies.

### WFP GENDER AND AGE MARKER

CSP ACTIVITY	GAM MONITORING CODE
Provide on demand supply chain services to humanitarian and government partners	N/A

# Cross-cutting results

## Progress towards gender equality

### Improved gender equality and women's empowerment among WFP-assisted population

Nicaragua has made remarkable progress towards gender equality, moving up 5 places in the past year to be ranked number 7 in the 2022 Global Gender Gap Index [1]. It has closed 81 percent of its gender gap, tripling its parity score in political empowerment in the past 15 years. Nonetheless, there is a significant gender gap in economic opportunities, where it ranks 100th out of 146 countries.

In this context, the Nicaraguan government approved two public policies that promote gender equality, the prevention of gender-based violence and the mainstreaming of gender-sensitive analysis in the face of climate change in 2022 [2] [3]. WFP supported their operationalization through the dissemination of inclusive informational material and the training of 3,388 public servants on gender analysis tools in programme design and implementation.

To support these national efforts, WFP integrated gender across the five strategic outcomes of its country strategic plan and dedicated strategic outcome 3 to support the advancement of gender equality at an institutional level. As a result, WFP facilitated a stronger collaboration between the Ministry of Women and SINAPRED to strengthen the capacities of 400 women organized in the network of women leaders that make up the the local committees for disaster prevention, mitigation and response.

The findings of two studies [5] performed on the linkages between the empowerment of women, food security, climate change and food security are already informing programmatic decision-making across activities. These indicate that women farmers strongly relate happiness and empowerment with decision-making in production; income generation; and access to productive assets, training, and credit; and participation in farmer organizations. These conclusions validate WFP's strategy on economic empowerment of women, which has already increased the number of women in decision-making roles in farmer organizations, reaching 53 percent in 2022. WFP also saw an increase in the proportion of women making household decisions. WFP also ensured that 50 percent of the farmers assisted were women and that half of the 400 farmers receiving micro-insurance were female farmers, important achievements considering the strong gender gap that prevails in rural areas. WFP also worked with men to promote gender awareness through trainings on new forms of masculinities, adopting a double approach and working at different levels to promote sustainable transformation.

WFP also promoted the inclusion of women among its service suppliers, with two of the transportation providers led by women, and women making up 90 percent of the staff at the company that packages take-home food rations.

Furthermore, WFP continued its coordination with United Nations agencies to strengthen the system's work on gender, interculturality and social protection by leading the interagency group in charge of strengthening the capacities of United Nations staff members on gender equality and the prevention of gender-based violence.

# Protection and accountability to affected populations

**Affected populations are able to benefit from WFP programmes in a manner that ensures and promotes their safety, dignity and integrity. Affected populations are able to hold WFP and partners accountable for meeting their hunger needs in a manner that reflects their views and preferences**

Nicaragua currently occupies the 126th place in the Human Development Index. It is home to a large rural population accounting for 42 percent of the total, as well as 7 Indigenous groups. Agriculture is the main source of livelihoods for 80 percent of the rural population, comprising mostly medium and smallholder farmers, who contribute towards 90 percent of the total staple food consumed in the country yet are highly vulnerable to food insecurity themselves. Although great progress has been made over the past decade, 25 percent of the population lives in poverty. However, the rural poverty rate is more than three times higher than the urban rate, and it is even higher for Indigenous and Afro-descendant communities.

Indigenous populations, people with disabilities (PWD), smallholder farmers, women, girls, and boys are especially vulnerable to climate and economic shocks. In 2022, the effects of the COVID-19 pandemic, the global food crisis and the impact of Hurricane Julia exacerbated existing fragilities and threatened to push these groups further into food insecurity. In line with WFP's Protection and Accountability to Affected Populations Policy, WFP provided assistance tailored to the needs of vulnerable groups, ensuring beneficiaries' safe, informed and dignified access to quality assistance.

To do so, WFP held consultations with smallholder farmers and their organizations at the beginning of the year and jointly designed 31 differentiated annual operational plans, based on the needs and strategic objectives of each respective organization. Similarly, emergency response activities, particularly those aimed at early recovery implemented in Indigenous communities, respected the right of these populations to prior, free and informed consultation to ensure that all actions were designed in line with their cultural preferences and needs.

Aligned with WFP's corporate commitment to promoting inclusion of PWD, WFP worked in partnership with the Ministry of Women to facilitate workshops covering the rights of these vulnerable groups and their engagement in economic, political, and social spheres; a total of 150 people with disabilities participated (61 percent women). WFP supported the adaptation of teaching methodologies and translated printed material to braille.

To enable the safe and dignified access to assistance, WFP ensured that both regular and emergency activities were held at safe times and in places close to either the homes of the beneficiaries, farmer organizations or schools, based on the preferences of beneficiaries, indicated during consultative processes. Food deliveries took into account the most convenient times of day for women considering the heavy load of domestic labour. For the school feeding distributions, food handling followed specific protocols across the entire supply chain to reduce the risk of COVID-19. In addition, trainings delivered to government partners and smallholder farmer organizations continued using a hybrid modality, promoting online training sessions wherever possible. Moreover, women smallholder farmers had diversified access to productive assets, inputs and training through WFP-promoted women's economic empowerment groups.

In addition, WFP joined the corporate campaign on the protection against sexual exploitation and abuse. In partnership with UNICEF, it organized workshops for 30 WFP staff members (43 percent women) on how to identify and respond to this threat. The subject was also the centre of a reflection space for United Nations agencies created by the Gender Thematic Group for Human Rights and Interculturality, where best practices to protect beneficiaries were shared and interagency coordination was discussed. These measures had a positive effect on beneficiaries' access to assistance, with the percentage of people safely accessing food assistance increasing from 95 to 99 percent and the number of smallholder farmers that had unobstructed access to assistance almost doubling from 2021.

In order to foster the empowerment of assisted populations, WFP translated informational material on gender equality, climate change and the link between gender and food security to indigenous languages Mayagna and Miskito to ensure inclusivity. As a result, the percentage of people that report feeling informed on the assistance received increased from 88 percent to 95 percent, reaching the yearly target.

Open communication between WFP and its partners and assisted populations is key to ensure quality assistance that responds to pressing needs. Towards the end of the year, WFP set up two phone lines that could be used to provide feedback and complaints on its programmes. For emergency programmes, this has been channelled through cooperating partners, who have a strong field presence in some of the most remote areas of Nicaragua. At an internal

level, WFP is fostering accountability by promoting the use of a dedicated email account to denounce sexual exploitation and abuse among WFP staff. In addition, WFP is working on setting up a feedback and complaints mechanism for each one of its projects, allowing assisted populations to more easily approach WFP.

Finally, WFP collaborated with the International Organization for Migration (IOM) to address the unprecedented levels of migration experienced in rural areas in 2022. WFP's nutrition expert provided technical assistance to incorporate food security and nutrition indicators within its methodological guide on the linkages between human mobility, gender and access to food. At the same time, WFP and IOM provided field technicians from assisted smallholder farmer organizations with training on the risks of irregular migration and its links to climate change, raising awareness, particularly among women and children.

# Environment

## Targeted communities benefit from WFP programmes in a manner that does not harm the environment

Located in a hotspot for disasters and climate change, Nicaragua is considered a multihazard country. The Intergovernmental Panel on Climate change indicates that, out of 153 municipalities in the country, 21 are prone to hurricanes; 48 are afflicted by drought; 33 are threatened by flooding and 9 are exposed to rising sea levels [1]. Climate variability appears to be increasing, with more frequent and intense episodes of *El Niño* and *La Niña*.

The negative impacts of climate change are disproportionately borne by populations already in disadvantageous situations. Consequently, climate change adaptation cannot be isolated from the fight against poverty, as they are closely interrelated. To promote a comprehensive approach, Nicaragua approved a climate change policy in 2022, which creates a National Climate Change System. In order to bridge the environmental gap, Nicaragua is estimated to need USD 2 billion per year [2].

WFP is committed to support Nicaragua in its efforts to adapt to climate change. It incorporates environmental considerations across all strategic outcomes to reduce its carbon footprint and comply with the "do not harm" principle. In 2022, WFP prioritized the local procurement of commodities for its operations, while fostering the local production of organic inputs. These achievements not only reduced costs for farmers in the midst of the global food crisis, but contributed to boost local economies and reduce WFP's carbon footprint by reducing transportation. This is also the case of hybrid work and remote training modalities, which continued in 2022 and helped reduce the risk of COVID-19 and expanded the reach of trainings.

In this period, the country office and field offices also implemented a "green office" plan to reduce its environmental impact. Measures taken include reductions in the use of air conditioning, a preference for digital over paper and an ongoing recycling campaign.

Throughout the year, WFP donated 2,300 lbs of paper and 130 lbs of carton to *Los Pipitos*, a non-profit organization supporting children with disabilities to access quality health services and education. The "green office" plan extended to WFP's humanitarian hub, which was constructed following WFP's strict environmental regulations and has a natural waste system that sanitizes water to be reused for irrigation and other purposes.

Lastly, WFP started preparing to apply the environment and social safeguard framework in 2023, which will provide recommendations and will help design actions to further implement environmental management systems that can help reduce the operations' environmental footprint, including solar panels for the Humanitarian Hub.

# Beans for the future



Smallholder farmers contribute towards 90 percent of the total staple food consumed in Nicaragua, yet 1 in every 2 people living in rural areas lives in poverty, with agricultural wages 60 percent below the national average. Access to formal markets is key for smallholder farmers to transition away from subsistence agriculture and generate income that can be sustainably reinvested in their production. Nonetheless, farmers face significant barriers to tap into these markets due to limited access to credit, technology, infrastructure and training.

WFP enables market access for smallholder farmers by supporting capacity strengthening to increase their resilience to economic and climate shocks. A key aspect of this process is creating linkages between farmer organizations and formal markets by leveraging WFP's own food demands and connecting farmers to other buyers to ensure sustainability.

In 2022, WFP made great strides towards this objective by working with the private sector, specifically with Walmart, connecting smallholder farmers' black beans production (322 mt) to local and regional markets. Contracts were established with five WFP-assisted farmer organizations for USD 300,000 to be delivered in two parts: 138 mt in 2022 and 184 mt in early 2023. Overall, 400 farmers benefited from these sales, 38 percent being women. Of these, 90 farmers (57 percent women) were also supported with micro-insurance to reduce climate risks and protect their production.

WFP has attempted to establish this collaboration since 2015, but back then, smallholder farmer organizations did not have the capacity to meet Walmart's strict quality standards. Thus, over the past years, WFP worked with farmer organizations to improve production, processing and post-harvesting capacities; their production and storage facilities and equipment and their administrative capacity. This has allowed them to meet WFP's own quality standards and become its suppliers. Walmart, on its part, provided participating smallholder farmers with quality seeds and agricultural inputs, along with technical assistance.

This partnership represents an unprecedented opportunity for farmer organizations to establish long-term relationships with one of the largest buyers in the region. The global black bean market is currently experiencing a 150,000 mt deficit, and Walmart has already increased its overall procurement of black beans by 250 percent between 2021 and 2022. Moving forward, in 2023 Walmart projects to increase black bean procurement by 170 percent -relative to 2022- reaching 1,300 mt. Walmart is interested in scaling up this experience, providing more farmers with access to this growing, formal market. This has the potential to generate a stable income for farmers having positive outcomes in their families' food security and nutrition and their capacity to overcome poverty through agricultural investment.

A member of the Sacaclí farmer organization, Corina Torres produced black beans for Walmart in 2022. She established 0.7 ha of beans, obtaining 1,406 kg in yields, compared to 544 kg obtained from producing red beans in the same sized area. With WFP's support, Corina sold these to Walmart for USD 1,600. She obtained a similar rate per kg for both types of beans, but the higher yields achieved in the production of black beans due to the provision of quality agricultural inputs and the technical assistance received through Sacaclí and WFP increased her income.

Corina, a single mother of two girls who is part of Sacaclí's women's economic empowerment groups, invested a portion of her increased income in home improvements. Another portion was put away to fund the next red bean harvest. Creating a savings fund reduces her dependency on credit and ensures that she will be able to cover food and

labour for the next harvest season. Access to this market also contributed to breaking down the barriers Corina faces to directly commercialize her production, an activity traditionally performed by men.

She states: "it has been a very productive experience with an economic and cultural impact for our family. Black beans are not traditionally consumed in Nicaragua and they are regarded as a crop that does not generate a lot of income. It was challenging to break those myths. Black beans not only increased our income, but were also a great addition to our diet. We consume them and share them with friends and families, who all love them!"

Facilitated by WFP, the partnership between Walmart and smallholder farmers had a positive impact on the livelihoods of smallholder farmer families like Corina's, while boosting local economies.



# Data Notes

## Overview

[1] Instituto Nacional de Información de Desarrollo. 2014 "Encuesta de Medición del Nivel de Vida (2014)".

[2] The peak of the lean season is a period between harvest (May-July) when the risk of food insecurity increases.

[3] As a member of the Caribbean Catastrophe Risk Insurance Facility (CCRIF), the Government (through the Ministry of Finance) has a macro insurance tropical cyclone policy. In 2022, WFP increased the annual policy premium by 7 percent enhancing the coverage. In case of pay-outs, WFP receives a proportional payout to spend in crisis response. Following Hurricane Julia, WFP received USD 640,000 of the USD 8.9 million payout. This was the first payout in the Latin America and the Caribbean where WFP was involved. See, <https://www.ccrif.org/aboutus/ccrif-spc-payouts>

[4] In 2022, 17 femicides were recorded in the Caribbean Coast, according to the monitoring platform of gender-based violence of Católicas por el Derecho a Decidir.

## Context and Operations

[1] World Bank. (n.d.). Nicaragua country page. Retrieved from <https://data.worldbank.org/country/NI>

[2] National Institute of Development Information. (n.d.). Canasta básica de Nicaragua. Retrieved from <https://www.inide.gob.ni/Home/canasta>

[3] FAO, IFAD, UNICEF, WFP and WHO. 2022. The State of Food Security and Nutrition in the World 2022. Repurposing food and agricultural policies to make healthy diets more affordable. Rome, FAO. <https://doi.org/10.4060/cc0639en>

[4] WFP Nicaragua's internal monitoring data.

[5] Government of Nicaragua's update on the progress towards the 2030 Sustainable Development Goals (2022)

[6] Bündnis Entwicklung Hilft, Ruhr University Bochum – Institute for International Law of Peace and Armed Conflict (IFHV). "World Risk Report 2022"

[7] World ank. 2015. Agriculture in Nicaragua: performance, challenges, and options.

<http://documents.worldbank.org/curated/en/532131485440242670/Agriculture-in-Nicaragua-performance-challengesand-options>.

[8] Between 144 and 272 more milimeters of rain were reported in Nicaragua's productive areas.

[9] As indicated in the Government of Nicaragua's official damage assessment of Hurricane Julia.

[10] WFP HungerMap LIVE analysis, updated daily.

[11] U.S.A. Customs and Border Protection, 2022. Nationwide Encounters.

[12] Banco Central de Nicaragua. (2022). Informe de Remesas Familiares al IV Trimestre 2022 [Report on Family Remittances to the Fourth Quarter of 2022].

<https://www.bcn.gob.ni/sites/default/files/documentos/Informe%20Remesas%20al%20IV%20trimestre%202022.pdf>

[13] FAO, IFAD, UNICEF, WFP and WHO. 2022. The State of Food Security and Nutrition in the World 2022. Repurposing food and agricultural policies to make healthy diets more affordable. Rome, FAO. <https://doi.org/10.4060/cc0639en>

## Partnerships

[1] A similar triangulation experience occurred in 2021 post-Hurricanes Eta and Iota.

[2] As a member of the Caribbean Catastrophe Risk Insurance Facility (CCRIF), the Government (through the Ministry of Finance) has a macro insurance tropical cyclone policy. In 2022, WFP increased the annual policy premium by 7 percent enhancing the coverage. In case of pay-outs, WFP receives a proportional payout to spend in crisis response.

Following Hurricane Julia, WFP received USD 640,000 of the USD 8.9 million payout. This was the first payout in the Latin America and the Caribbean where WFP was involved. See, <https://www.ccrif.org/aboutus/ccrif-spc-payouts>

## CSP Financial Overview

[1] The Emerging Donor Matching Fund is a corporate funding facility to support eligible countries in covering the associated costs of their contributions to WFP to meet the principle of full cost recovery.

## Strategic outcome 01

[1] World Food Programme. (2020). State of School Feeding Worldwide 2020. Available at from <https://www.wfp.org/publications/state-school-feeding-worldwide-2020>

[2] Home to large Indigenous populations and some of the highest levels of food insecurity, these are some of the most difficult-to-access areas in the country.

[3] Based on WFP Nicaragua's estimates.

[4] Nicaragua's Food and Nutritional Sovereignty and Security Law is a legal framework that aims to ensure the availability, access, and consumption of adequate and nutritious food for all Nicaraguan citizens.



## Strategic outcome 02

[1] Inter-Agency Standing Committee and the European Commission, INFORM REPORT 2022; Shared evidence for managing crises and disasters, EUR 31081 EN, Publications Office of the European Union, Luxembourg, 2022, ISBN 978-92-76-52775-6, doi:10.2760/08333, JRC129343.

[2] The planned figure was calculated based on the results achieved in 2021; however, in 2022 there was greater outreach and coordination. This combined with the use of online education platforms, explains the remarkable results. The planned figure for 2023 will be adjusted based on this new trend.

Workshops delivered included the following key technical subjects: The development of multihazard response plans; Management of the local risk management platform; Data collection methodology to evaluate damages after hurricanes; Soil humidity mapping; Cartography; Gender approach to climate change and risk prevention.

[3] Main policies, programmes and tools supported include: The National Risk Management Policy; the Gender Policy; The CD-SINAPRED Good Government Plan; The National Plan to Fight Poverty 2022-2026; The National Platform for Risk Management; multi-hazard territorial response plans; the agroclimatic data generation system; family emergency response plans; the Integral Volcanic Eruption Response Plan; early warning system; the geographical information for integral risk management system; etc.

[4] The output indicator F.1.22 refers solely to organizations trained in market access and post-harvest skills, while the narrative refers to all organizations supported.

[5] WFP Nicaragua is implementing a Women's Economic Empowerment strategy in rural areas, promoting the creation of female farmers groups who support each other in the process. They receive tailored assistance, including agricultural inputs and training in basic accounting, financial education, gender and production, amongst other topics.

[6] As per corporate guidance, indicator G.1 and G.11 refer to the number of people covered by micro-insurance and number of people benefited from the payout, while the narrative stated the number of smallholder farmers.

[7] The current micro-insurance policy facilitated by WFP in Nicaragua is non-parametric meaning the insurance company must travel to the field to assess losses and if applicable trigger a payout.

## Strategic outcome 03

[1] WFP supported the following campaigns: a) "Women for Life", which promotes the rights of women, the creative economy model, the National Climate Change Policy and women's leading role in the fight against climate change, food insecurity and poverty b) the implementation of the National Strategy against Femicides to support access to justice; and c) "Nicaragua Holy Force" and "Everybody with You", which promote the rights of people with disabilities.

[2] Trained public servants included staff from 10 national entities (Ministry of Women; the Ministry of Family; the Ministry of Education; the Ministry of Governance; the Ministry of Health; the Ministry of Labor; the Ministry of Youth and the National Police) and academia, the National Autonomous University of Nicaragua.

The planned figure was calculated based on the results achieved in 2021; however, in 2022 there was greater outreach and coordination. This combined with the use of online education platforms, explains the remarkable results. The planned figure for 2023 will be adjusted based on this new trend.

[3] Results of studies have not been published yet.

## Strategic outcome 04

[1] This is the number of unique beneficiaries, since there is an overlap between activities and sub-activities.

[2] WFP HungerMap LIVE analysis, updated daily.

[3] <https://www.ccrif.org/aboutus/ccrif-spc-payouts>

[4] Output A.1 Beneficiaries receiving cash-based transfers is 0 since this activity was not implemented in 2022.

[5] Outcome table: The baseline for attendance rate was not disaggregated by gender

## Progress towards gender equality

[1] World Economic Forum. 2022. Global Gender Gap Report 2022. <http://reports.weforum.org/globalgender-gap-report-2022>.

[2] National Climate Change Policy and the National Strategy against Femicides

[3] Germanwatch. 2019. Global Climate Risk Index (2019)

[4] United Nations Environment Programme

[5] Results of these studies have not been published yet.

## Protection and accountability to affected populations

[1] United Nations Development Programme (UNDP) (2022) "2021/2022 Human Development Index: Uncertain Times, Unsettled Lives: Shaping our Future in a Transforming World".

[2] International Fund for Agricultural Development (IFAD).

[3] Activity 3, Cross-cutting indicator "Proportion of project activities for which beneficiary feedback is documented, analysed and integrated into programme improvements" 2022 follow-up is 0 since WFP did not have a WFP-led CFM.

## Environment

[1] Government of Nicaragua, 2022. National Plan for the Fight Against Poverty 2022-2026.

[2] Government of Nicaragua's voluntary update on the progress towards the 2030 Sustainable Development Goals (2022)

[3] The guidance and methodology to measure this indicator is not developed. Thus, 2022 follow-up value is 0.

# Annex

## Reporting on beneficiary information in WFP's annual country reports

To produce estimates of the total number of unique beneficiaries WFP has assisted yearly, the data from all activities and transfer modalities must be adjusted to eliminate overlaps and add new beneficiaries. Further background information is provided in the summary tables annex of the ACR.

The final estimated number of beneficiaries assisted in each country is validated by country offices and entered in COMET at the end of every year:


- the total number of beneficiaries, which is the sum of all direct beneficiaries reached under all country level activities, based on the adjusted totals that seek to eliminate overlap;
- the total number of beneficiaries receiving food transfers, cash-based transfers and commodity vouchers or capacity strengthening, the sum of all direct beneficiaries reached under the activities for each of these transfer modalities, based on the adjusted estimates that seek to eliminate overlap;
- the total number of beneficiaries assisted under each programme area, the sum of all direct beneficiaries reached under WFP's eight programme areas at the country level;
- the number of schoolchildren assisted under school-based programmes, the sum of all participants assisted under the school-based programmes, adjusted to exclude overlaps and activity supporters such as teachers and cooks.


Although WFP conducts quality assurance to provide beneficiary data which are as accurate as possible, numerous challenges remain regarding data collection, verification, entry and processing. Beneficiary numbers in ACRs should be considered "best estimates", subject to over- and under- estimation.

For the 2022 reporting period, disability data has been collected using a variety of approaches; head counts in single activities, disaggregation of data from post distribution monitoring reports (PDMs) and other data sources from UN agencies and National Census data. As standardized guidance was not available in WFP prior to 2020, these methods have varied according to the existing needs, capacity, and experience of various WFP activities and operational contexts. Moving forward, as part of the 2020 Disability Inclusion Road Map, WFP is building on continued efforts to mainstream and standardize disability data collection methodologies, aligning with international standards and best practices.

# Figures and Indicators

## WFP contribution to SDGs

 <b>SDG 2: End hunger, achieve food security and improved nutrition and promote sustainable agriculture</b>											
WFP Strategic Goal :						WFP Contribution (by WFP, or by governments or partners with WFP Support)					
SDG Indicator	National Results					SDG-related indicator	Direct				Indirect
	Unit	Female	Male	Overall	Year		Unit	Female	Male	Overall	
Prevalence of undernourishment	%					Number of people reached (by WFP, or by governments or partners with WFP support) in the context of emergency and protracted crisis response	Number	251,621	255,798	507,419	
Average income of small-scale food producers, by sex and indigenous status	US\$					Number of small-scale food producers reached (by WFP, or by governments or partners with WFP support) with interventions that contribute to improved incomes	Number	2,521	2,574	5,095	
Proportion of agricultural area under productive and sustainable agriculture	%					Number of people reached (by WFP, or by governments or partners with WFP support) with interventions that aim to ensure productive and sustainable food systems	Number	56,178	57,534	113,712	

 <b>SDG 17: Strengthen the means of implementation and revitalize the global partnership for sustainable development</b>										
WFP Strategic Goal :						WFP Contribution (by WFP, or by governments or partners with WFP Support)				
SDG Indicator	National Results			SDG-related indicator	Direct		Indirect			
	Unit	Overall	Year		Unit	Overall				
Foreign direct investments (FDI), official development assistance and South-South Cooperation as a proportion of total domestic budget	%			Dollar value of resources mobilized (by WFP) to increase government or national stakeholder access to financial resources to achieve the SDGs	US\$	17,545,371				
Dollar value of financial and technical assistance (including through North-South, South-South and triangular cooperation) committed to developing countries	US\$			Dollar value (within WFP portfolio) of technical assistance and country capacity strengthening interventions (including facilitation of South-South and triangular cooperation)	US\$	4,958,709				

## Beneficiaries by Sex and Age Group

Beneficiary Category	Gender	Planned	Actual	% Actual vs. Planned
Total Beneficiaries	male	274,739	327,612	119%
	female	265,509	314,471	118%
	total	540,248	642,083	119%
By Age Group				
0-23 months	male	11,535	9,574	83%
	female	10,964	9,201	84%
	total	22,499	18,775	83%
24-59 months	male	22,895	39,453	172%
	female	21,809	39,040	179%
	total	44,704	78,493	176%
5-11 years	male	60,941	130,844	215%
	female	59,757	123,919	207%
	total	120,698	254,763	211%
12-17 years	male	36,551	27,563	75%
	female	34,806	26,738	77%
	total	71,357	54,301	76%
18-59 years	male	127,295	106,494	84%
	female	122,370	102,168	83%
	total	249,665	208,662	84%
60+ years	male	15,522	13,684	88%
	female	15,803	13,405	85%
	total	31,325	27,089	86%

## Beneficiaries by Residence Status

Residence Status	Planned	Actual	% Actual vs. Planned
Resident	540,248	642,083	119%

## Beneficiaries by Programme Area

Programme Area	Planned	Actual	% Actual vs. Planned
Action to protect against climate shocks	200,400	109,049	54%
School based programmes	464,131	536,500	115%
Smallholder agricultural market support programmes	4,500	5,095	113%
Unconditional Resource Transfers	52,500	56,105	106%

## Annual Food Transfer (mt)

Commodities	Planned Distribution (mt)	Actual Distribution (mt)	% Actual vs. Planned
Everyone has access to food			
Strategic Outcome 01			

Commodities	Planned Distribution (mt)	Actual Distribution (mt)	% Actual vs. Planned
Beans	774	827	107%
Corn Soya Blend	1,084	1,021	94%
Dried Fruits	310	0	0%
Maize	347	310	89%
Rice	1,239	1,124	91%
Vegetable Oil	310	319	103%
Wheat Flour	1,004	988	98%
Strategic Outcome 04			
Beans	864	565	65%
Corn Soya Blend	721	129	18%
Iodised Salt	6	0	0%
Maize	1,098	754	69%
Rice	2,098	1,020	49%
Vegetable Oil	657	290	44%
Wheat Flour	723	194	27%

## Annual Cash Based Transfer and Commodity Voucher (USD)

Modality	Planned Distribution (CBT)	Actual Distribution (CBT)	% Actual vs. Planned
Strategic result 01: Everyone has access to food			
Strategic Outcome 04			
Cash	300,000	0	0%
Value Voucher	100,000	0	0%

## Strategic Outcome and Output Results

Strategic Outcome 01: People in targeted areas who are living in poverty and/or are vulnerable to food insecurity have access to adequate nutritious food all year round by 2023				Resilience Building	
Output Results					
Activity 01: Provide nutritious school meals to school boys and girls in targeted areas, complementing the national programme, and strengthen national nutrition and gender-transformative social protection programmes that promote food security					
Detailed Indicator	Beneficiary Group	Sub Activity	Unit of measure	Planned	Actual
A.1: Beneficiaries receiving food transfers	Children (pre-primary)	School feeding (on-site)	Female	18,190	16,639
			Male	18,190	16,223
			<b>Total</b>	<b>36,380</b>	<b>32,862</b>
A.1: Beneficiaries receiving food transfers	Students (primary schools)	School feeding (on-site)	Female	66,449	66,393
			Male	66,449	70,083
			<b>Total</b>	<b>132,898</b>	<b>136,476</b>
A.1: Beneficiaries receiving food transfers	Students (secondary schools)	School feeding (on-site)	Female	6,361	5,988
			Male	6,361	6,676
			<b>Total</b>	<b>12,722</b>	<b>12,664</b>
A.2: Food transfers			MT	5,068	4,588

Output Results				
Activity 01: Provide nutritious school meals to school boys and girls in targeted areas, complementing the national programme, and strengthen national nutrition and gender-transformative social protection programmes that promote food security				
Output indicator	Detailed indicator	Unit of measure	Planned	Actual
A: School boys and girls and their parents in targeted areas benefit from improved storage and food preparation facilities to promote safe access to food				
School feeding (on-site)				
A.10*: Total value (USD) of capacity strengthening transfers	A.10*.1: Total value (USD) of capacity strengthening transfers	US\$	991,232.46	21,574.29
A: School boys and girls in targeted areas receive nutritious school meals to meet their basic food needs and incentivize access to education				
School feeding (on-site)				
A.6: Number of institutional sites assisted	A.6.23: Number of schools assisted by WFP	school	2,000	2,298
C: Beneficiaries of social protection programmes benefit from strengthened, effective, nutrition-sensitive and gender-transformative interventions to improve their access to food and their consumption of nutritious and diverse foods				
School feeding (on-site)				
C.4*: Number of people engaged in capacity strengthening initiatives facilitated by WFP to enhance national food security and nutrition stakeholder capacities (new)	C.4*.1: Number of government/national partner staff receiving technical assistance and training	Individual	500	774
C.5*: Number of capacity strengthening initiatives facilitated by WFP to enhance national food security and nutrition stakeholder capacities (new)	C.5*.2: Number of training sessions/workshop organized	training session	200	367
C.7*: Number of national institutions benefitting from embedded or seconded expertise as a result of WFP capacity strengthening support (new)	C.7*.1: Number of national institutions benefitting from embedded or seconded expertise as a result of WFP capacity strengthening support (new)	Number	2	1
N*: School boys and girls in targeted areas receive nutritious school meals to meet their basic food needs and incentivize access to education				
School feeding (on-site)				

N*.2: Average number of school days per month on which multi-fortified or at least 4 food groups were provided (nutrition-sensitive indicator)	N*.2.1: Average number of school days per month on which multi-fortified or at least 4 food groups were provided (nutrition-sensitive indicator)	Days	18	18
--	--	------	----	----

Outcome Results								
Activity 01: Provide nutritious school meals to school boys and girls in targeted areas, complementing the national programme, and strengthen national nutrition and gender-transformative social protection programmes that promote food security								
Outcome Indicator	Sex	Baseline	End-CSP Target	2022 Target	2022 Follow-up	2021 Follow-up	2020 Follow-up	source
<b>Target Group:</b> School children - <b>Location:</b> Nicaragua - <b>Modality:</b> Food - <b>Subactivity:</b> School feeding (on-site)								
Attendance rate (new)	Female	75	≥85	≥85	70.5	82	54.2	WFP survey
	Male	76.5	≥85	≥85	69.8	82.1	54.9	WFP survey
	Overall	75.8	≥85	≥85	70.1	82.1	54.5	WFP survey
Enrolment rate	Female	0	≥5	≥3.5	1.27	-6.3	7.6	WFP
	Male	0	≥5	≥3.5	-1.12	5.8	-6.2	programme monitoring
	Overall	0	≥5	≥3.5	0.03	0	0.83	WFP programme monitoring
Gender ratio	Overall	0.97	=1	=1	0.98	0.97	0.97	WFP programme monitoring
Retention rate / Drop-out rate (new): Drop-out rate	Female	6.3	≤5	≤6	7.7	8.3	5.6	WFP survey
	Male	8.9	≤5	≤6	10.5	7.7	6.7	WFP survey
	Overall	7.6	≤5	≤6	9.1	8	6.2	WFP survey
Retention rate / Drop-out rate (new): Retention rate	Female	93.7	≥95	≥94	92.3	92.3	94.4	WFP survey
	Male	91.1	≥95	≥94	89.5	91.7	93.3	WFP survey
	Overall	92.4	≥95	≥94	90.9	92	93.8	WFP survey

Strategic Outcome 02: Vulnerable communities and smallholder farmers in targeted areas benefit from sustainable food systems and have strengthened capacities to cope with shocks, climate change and natural hazards by 2023					Resilience Building	
Output Results						
Activity 03: Provide technical assistance to smallholder farmers in order to increase their resilience, improve their livelihoods and reduce their vulnerability to adverse climate events						
Detailed Indicator	Beneficiary Group	Sub Activity	Unit of measure	Planned	Actual	
A.1: Beneficiaries receiving capacity strengthening transfers	All	Micro / Meso Insurance	Female	196	249	
		Climate Actions	Male	204	183	
		<b>Total</b>	<b>Total</b>	<b>400</b>	<b>432</b>	
A.1: Beneficiaries receiving capacity strengthening transfers	All	Smallholder agricultural market support	Female	2,205	2,521	
			Male	2,295	2,574	
		<b>Total</b>	<b>Total</b>	<b>4,500</b>	<b>5,095</b>	

Output Results				
Activity 02: Provide government institutions with technical assistance in disaster risk reduction and climate change adaptation with a view to reducing the vulnerability to food insecurity of populations prone to disasters				
Output indicator	Detailed indicator	Unit of measure	Planned	Actual
C: Populations vulnerable to climate events benefit from enhanced Government capacities in disaster risk management and climate change adaptation to promote food security				
Institutional capacity strengthening activities				
C.4*: Number of people engaged in capacity strengthening initiatives facilitated by WFP to enhance national food security and nutrition stakeholder capacities (new)	C.4*.1: Number of government/national partner staff receiving technical assistance and training	Individual	100	1,202
C.5*: Number of capacity strengthening initiatives facilitated by WFP to enhance national food security and nutrition stakeholder capacities (new)	C.5*.2: Number of training sessions/workshop organized	training session	80	89
C.7*: Number of national institutions benefitting from embedded or seconded expertise as a result of WFP capacity strengthening support (new)	C.7*.1: Number of national institutions benefitting from embedded or seconded expertise as a result of WFP capacity strengthening support (new)	Number	4	40
C: Vulnerable populations benefit from strengthened institutional capacities to improve emergency preparedness and protect food security				
Institutional capacity strengthening activities				
C.4*: Number of people engaged in capacity strengthening initiatives facilitated by WFP to enhance national food security and nutrition stakeholder capacities (new)	C.4*.1: Number of government/national partner staff receiving technical assistance and training	Individual	25	1,202
C.5*: Number of capacity strengthening initiatives facilitated by WFP to enhance national food security and nutrition stakeholder capacities (new)	C.5*.2: Number of training sessions/workshop organized	training session	40	89
C.7*: Number of national institutions benefitting from embedded or seconded expertise as a result of WFP capacity strengthening support (new)	C.7*.1: Number of national institutions benefitting from embedded or seconded expertise as a result of WFP capacity strengthening support (new)	Number	25	40
G: Populations vulnerable to climate events benefit from enhanced Government capacities in disaster risk management and climate change adaptation to promote food security				
Institutional capacity strengthening activities				
G.7*: Number of tools developed to strengthen national systems for forecast-based early action (new)	G.7*.2: Number of coordination/implementation tools developed	tool	2	9
G: Vulnerable populations benefit from strengthened institutional capacities to improve emergency preparedness and protect food security				
Institutional capacity strengthening activities				
G.7*: Number of tools developed to strengthen national systems for forecast-based early action (new)	G.7*.2: Number of coordination/implementation tools developed	tool	3	9
Activity 03: Provide technical assistance to smallholder farmers in order to increase their resilience, improve their livelihoods and reduce their vulnerability to adverse climate events				
Output indicator	Detailed indicator	Unit of measure	Planned	Actual
A: Men and women farmers equitably receive training, agricultural inputs, services and climate information to improve their resilience and adaptation to climate change				
Climate adaptation and risk management activities				
A.5: Quantity of non-food items distributed	A.5.13: Quantity of agricultural inputs (seeds, fertilizer) distributed	non-food item	100,000	489,426



F: Men and women farmers equitably receive training, services and inputs to improve their sales in formal and institutional markets and thus improve their incomes and food security

Climate adaptation and risk management activities

F.1: Number of smallholder farmers supported/trained	F.1.22: Number of farmer organizations trained in market access and post-harvest handling skills	farmer organization	26	20
F.1: Number of smallholder farmers supported/trained	F.1.23: Number of farmers contributing to the quantity of food purchased by WFP	Individual	650	217

F: Women farmers receive training, services and inputs as part of the women's economic empowerment strategy to improve their access to markets and thus increase their incomes and food security

Climate adaptation and risk management activities

F.1: Number of smallholder farmers supported/trained	F.1.58: Number of women trained in leadership roles and responsibilities	Individual	400	544
--	--	------------	-----	-----

G: Men and women farmers equitably receive training, agricultural inputs, services and climate information to improve their resilience and adaptation to climate change

Micro / Meso Insurance Climate Actions

G.11: Number of people benefiting from insurance payouts of risk transfer mechanisms supported by WFP	G.11.4: Number of people benefiting from payouts of micro-insurance schemes - (Premium paid with cash or direct payment)	Individual	500	155
G.12: Total USD value disbursed as payouts of risk transfer mechanisms supported by WFP	G.12.4: Total USD value disbursed as payouts of micro-insurance schemes (Premium paid with cash or direct payment)	US\$	25,000	7,648.97
G.1: Number of people covered by an insurance product through risk transfer mechanisms supported by WFP	G.1.12: Total number of people covered by micro-insurance schemes (Premium paid with cash or direct payment)	Individual	2,000	2,160
G.2*: Total USD value of premiums paid under risk transfer mechanisms supported by WFP	G.2*.4: Total USD value of premiums paid under micro-insurance schemes - (Premium paid with Cash or Direct Payment)	US\$	25,000	37,731.46
G.3: Total sum insured through risk management interventions	G.3.6: Total sum insured through micro-insurance schemes (Premium paid with cash or direct payment)	US\$	200,000	312,777.54

Outcome Results

Activity 02: Provide government institutions with technical assistance in disaster risk reduction and climate change adaptation with a view to reducing the vulnerability to food insecurity of populations prone to disasters

Outcome Indicator	Sex	Baseline	End-CSP Target	2022 Target	2022 Follow-up	2021 Follow-up	2020 Follow-up	source
-------------------	-----	----------	----------------	-------------	----------------	----------------	----------------	--------

Target Group: Policy/Components/Institutions - Location: Nicaragua - Modality: Capacity Strengthening - Subactivity: Institutional capacity strengthening activities

Number of national food security and nutrition policies, programmes and system components enhanced as a result of WFP capacity strengthening (new)	Overall	0	≥10	≥10	13	11	7	WFP programme monitoring
--	---------	---	-----	-----	----	----	---	--------------------------

Activity 03: Provide technical assistance to smallholder farmers in order to increase their resilience, improve their livelihoods and reduce their vulnerability to adverse climate events

Outcome Indicator	Sex	Baseline	End-CSP Target	2022 Target	2022 Follow-up	2021 Follow-up	2020 Follow-up	source
-------------------	-----	----------	----------------	-------------	----------------	----------------	----------------	--------

Target Group: Smallholder Farmers - Location: Nicaragua - Modality: Capacity Strengthening - Subactivity: Climate adaptation and risk management activities

Consumption-based Coping Strategy Index (Average)	Female	3.7	≤0	≤1	4.93	8.4	7.25	WFP programme monitoring WFP programme monitoring WFP programme monitoring
	Male	2.23	≤0	≤0.5	3.88	7.1	5	
	Overall	2.74	≤0	≤1	4.32	7.6	6.02	
Food Consumption Score: Percentage of households with Acceptable Food Consumption Score	Female	32.84	=100	=100	99	100	95.45	WFP programme monitoring WFP programme monitoring WFP programme monitoring
	Male	65.2	=100	=100	98	99	99.07	
	Overall	98	=100	=100	98.4	99.6	97.04	
Food Consumption Score: Percentage of households with Borderline Food Consumption Score	Female	1.47	=0	=0	1	0	2.27	WFP programme monitoring WFP programme monitoring WFP programme monitoring
	Male	0.49	=0	=0	1	1	0	
	Overall	2	=0	=0	1.2	0.4	1.48	
Food Consumption Score: Percentage of households with Poor Food Consumption Score	Female	0	=0	=0	0	0	2.27	WFP programme monitoring WFP programme monitoring WFP programme monitoring
	Male	0	=0	=0	1	0	0.93	
	Overall	0	=0	=0	0.4	0	1.48	
Percentage of targeted smallholders selling through WFP-supported farmer aggregation systems	Female	3	≥6	≥5.21	3.1	2.6	0.4	WFP programme monitoring WFP programme monitoring WFP programme monitoring
	Male	5.9	≥9	≥8.26	5.4	5.2	0.8	
	Overall	8.9	≥15	≥13.47	4.3	4.1	1.2	
<b>Target Group:</b> Smallholder Farmers - <b>Location:</b> Nicaragua - <b>Modality:</b> Food - <b>Subactivity:</b> Climate adaptation and risk management activities								
Value and volume of smallholder sales through WFP-supported aggregation systems: Value (USD)	Overall	792,259.98	≥1,474,215	≥1,474,215	1,532,436.36	2,413,342.62	907,429.07	WFP programme monitoring
Value and volume of smallholder sales through WFP-supported aggregation systems: Volume (MT)	Overall	1,054.15	≥1,589.51	≥1,589.51	1,365.95	2,883.6	809.78	WFP programme monitoring

Strategic Outcome 03: National institutions have improved capacities to advance gender equality and women's empowerment and to incorporate gender-transformative approaches into programmes, contributing to the achievement of zero hunger by 2023				- Root Causes	
Output Results					
Activity 04: Provide technical assistance to the Government in designing and implementing gender transformative interventions for promoting gender equality and food security and nutrition					
Output indicator	Detailed indicator	Unit of measure	Planned	Actual	
C: Nicaraguans benefit from gender-transformative policies, social protection and productive programmes to promote gender equality and food security					
Institutional capacity strengthening activities					
C.4*: Number of people engaged in capacity strengthening initiatives facilitated by WFP to enhance national food security and nutrition stakeholder capacities (new)	C.4*.1: Number of government/national partner staff receiving technical assistance and training	Individual	150	3,388	
C.5*: Number of capacity strengthening initiatives facilitated by WFP to enhance national food security and nutrition stakeholder capacities (new)	C.5*.2: Number of training sessions/workshop organized	training session	10	73	
C.7*: Number of national institutions benefitting from embedded or seconded expertise as a result of WFP capacity strengthening support (new)	C.7*.1: Number of national institutions benefitting from embedded or seconded expertise as a result of WFP capacity strengthening support (new)	Number	20	22	
K: Nicaraguans benefit from gender-transformative policies, social protection and productive programmes to promote gender equality and food security					
Institutional capacity strengthening activities					
K.1: Number of partners supported	K.1.1: Number of partners supported	partner	2	3	

Outcome Results								
Activity 04: Provide technical assistance to the Government in designing and implementing gender transformative interventions for promoting gender equality and food security and nutrition								
Outcome Indicator	Sex	Baseline	End-CSP Target	2022 Target	2022 Follow-up	2021 Follow-up	2020 Follow-up	source
<b>Target Group:</b> Policy/Components/Institutions - <b>Location:</b> Nicaragua - <b>Modality:</b> Capacity Strengthening - <b>Subactivity:</b> Institutional capacity strengthening activities								
Number of national food security and nutrition policies, programmes and system components enhanced as a result of WFP capacity strengthening (new)	Overall	0	≥10	≥10	10	6	1	WFP programme monitoring

Strategic Outcome 04: Populations affected by shocks have access to adequate and nutritious food during and after an emergency					Crisis Response
Output Results					
Activity 05: Provide food assistance to populations affected by shocks					
Detailed Indicator	Beneficiary Group	Sub Activity	Unit of measure	Planned	Actual
A.1: Beneficiaries receiving capacity strengthening transfers	All	Climate adaptation and risk management activities	Female	98,000	53,219
			Male	102,000	55,398
			<b>Total</b>	<b>200,000</b>	<b>108,617</b>
A.1: Beneficiaries receiving capacity strengthening transfers	All	General Distribution	Female	1,225	0
			Male	1,275	0
			<b>Total</b>	<b>2,500</b>	<b>0</b>
A.1: Beneficiaries receiving capacity strengthening transfers	All	Individual capacity strengthening activities	Female	0	1,768
			Male	0	1,269
			<b>Total</b>	<b>0</b>	<b>3,037</b>
A.1: Beneficiaries receiving cash-based transfers	All	General Distribution	Female	9,800	0
			Male	10,200	0
			<b>Total</b>	<b>20,000</b>	<b>0</b>
A.1: Beneficiaries receiving food transfers	All	General Distribution	Female	24,500	27,492
			Male	25,500	28,613
			<b>Total</b>	<b>50,000</b>	<b>56,105</b>
A.1: Beneficiaries receiving food transfers	All	School feeding (take-home rations)	Female	186,200	122,500
			Male	193,800	127,500
			<b>Total</b>	<b>380,000</b>	<b>250,000</b>
A.1: Beneficiaries receiving food transfers	Children (pre-primary)	School feeding (on-site)	Female	4,200	15,899
			Male	4,200	16,174
			<b>Total</b>	<b>8,400</b>	<b>32,073</b>
A.1: Beneficiaries receiving food transfers	Students (primary schools)	School feeding (on-site)	Female	15,800	42,500
			Male	15,800	45,427
			<b>Total</b>	<b>31,600</b>	<b>87,927</b>
A.2: Food transfers			MT	6,167	2,952
A.3: Cash-based transfers			US\$	400,000	0

Output Results					
Activity 05: Provide food assistance to populations affected by shocks					
Output indicator	Detailed indicator	Unit of measure	Planned	Actual	
A: Populations affected by disasters and other crises have access to nutritious food to meet their food needs during and after emergencies					
School feeding (on-site)					
A.6: Number of institutional sites assisted	A.6.23: Number of schools assisted by WFP	school	1,000	1,569	
G: Populations affected by disasters and other crises have access to nutritious food to meet their food needs during and after emergencies					
Macro-Insurance Climate Actions					
G.1: Number of people covered by an insurance product through risk transfer mechanisms supported by WFP	G.1.9: Total number of people covered by ARC replica or any other macro-insurance schemes	Individual	98,194	98,194	
G.2*: Total USD value of premiums paid under risk transfer mechanisms supported by WFP	G.2*.1: Total USD value of premiums paid under ARC replica or any other macro-insurance schemes	US\$	100,000	100,000	
G.3: Total sum insured through risk management interventions	G.3.2: Total sum insured through ARC replica or any other macro-insurance schemes	US\$	2,121,661	2,121,661	

Outcome Results								
Activity 05: Provide food assistance to populations affected by shocks								
Outcome Indicator	Sex	Baseline	End-CSP Target	2022 Target	2022 Follow-up	2021 Follow-up	2020 Follow-up	source
<b>Target Group:</b> School feeding scale-up school children - <b>Location:</b> Nicaragua - <b>Modality:</b> Food - <b>Subactivity:</b> School feeding (on-site)								
Attendance rate (new)	Female		≥90	≥85	86.2	85.96		Secondary data
	Male		≥90	≥85	85.8	86		Secondary data
	Overall	71	≥90	≥85	85.98	85.98		Secondary data
Gender ratio	Overall	0.93	=1	=1	0.94	0.94		Secondary data
Retention rate	Female	99.6	=100	=100	98.9	109		Secondary data
	Male	99.6	=100	=100	98.8	111		Secondary data
	Overall	99.6	=100	=100	98.8	110		Secondary data

Strategic Outcome 05: Humanitarian and government partners have access to reliable services during crises - Crisis Response				
Output Results				
Activity 06: Provide on demand supply chain services to humanitarian and government partners				
Output indicator	Detailed indicator	Unit of measure	Planned	Actual
H: Affected populations benefit from the provision of supply chain services to humanitarian agencies and government partners in order to receive timely assistance				
Service Delivery General				
H.1: Number of shared services provided, by type	H.1.105: Number of services provided	service	3	2
H.1: Number of shared services provided, by type	H.1.10: Number of agencies and organizations using coordination and logistics services	agency/organization	5	3

Outcome Results								
Activity 06: Provide on demand supply chain services to humanitarian and government partners								
Outcome Indicator	Sex	Baseline	End-CSP Target	2022 Target	2022 Follow-up	2021 Follow-up	2020 Follow-up	source
<b>Target Group:</b> SNU Agencies - <b>Location:</b> Puerto Cabezas - <b>Modality:</b> - <b>Subactivity:</b> Service Delivery General								
User satisfaction rate	Overall	0	≥100	≥95	100			WFP survey

## Cross-cutting Indicators

### Progress towards gender equality indicators

Improved gender equality and women's empowerment among WFP-assisted population								
Activity 01: Provide nutritious school meals to school boys and girls in targeted areas, complementing the national programme, and strengthen national nutrition and gender-transformative social protection programmes that promote food security								
CrossCutting Indicator	Sex	Baseline	End-CSP Target	2022 Target	2022 Follow-up	2021 Follow-up	2020 Follow-up	source
<b>Target Group:</b> Members of CAE - <b>Location:</b> Jinotega - <b>Modality:</b> Food - <b>Subactivity:</b> School feeding (on-site)								
Proportion of food assistance decision-making entity – committees, boards, teams, etc. – members who are women - -	Overall	58.4	=50	=50	61	66.6	60.66	WFP survey
Activity 03: Provide technical assistance to smallholder farmers in order to increase their resilience, improve their livelihoods and reduce their vulnerability to adverse climate events								
CrossCutting Indicator	Sex	Baseline	End-CSP Target	2022 Target	2022 Follow-up	2021 Follow-up	2020 Follow-up	source
<b>Target Group:</b> Smallholder farmers - <b>Location:</b> Nicaragua - <b>Modality:</b> Capacity Strengthening - <b>Subactivity:</b> Climate adaptation and risk management activities								
Proportion of households where women, men, or both women and men make decisions on the use of food/cash/vouchers, disaggregated by transfer modality - Decisions jointly made by women and men	Overall	16	≥50	≥50	49	66	37	WFP survey
Proportion of households where women, men, or both women and men make decisions on the use of food/cash/vouchers, disaggregated by transfer modality - Decisions made by men	Overall	72	≤25	≤25	25.3	19	45	WFP survey
Proportion of households where women, men, or both women and men make decisions on the use of food/cash/vouchers, disaggregated by transfer modality - Decisions made by women	Overall	12	≤25	≥25	25.7	15	18	WFP survey

## Protection indicators

Affected populations are able to benefit from WFP programmes in a manner that ensures and promotes their safety, dignity and integrity

**Activity 01: Provide nutritious school meals to school boys and girls in targeted areas, complementing the national programme, and strengthen national nutrition and gender-transformative social protection programmes that promote food security**

CrossCutting Indicator	Sex	Baseline	End-CSP Target	2022 Target	2022 Follow-up	2021 Follow-up	2020 Follow-up	source
<b>Target Group:</b> School children - <b>Location:</b> Nicaragua - <b>Modality:</b> Food - <b>Subactivity:</b> School feeding (on-site)								
Proportion of targeted people receiving assistance without safety challenges (new) - -	Overall	93.8	≥95	≥95	99.07	95	94.12	WFP survey

**Activity 03: Provide technical assistance to smallholder farmers in order to increase their resilience, improve their livelihoods and reduce their vulnerability to adverse climate events**

CrossCutting Indicator	Sex	Baseline	End-CSP Target	2022 Target	2022 Follow-up	2021 Follow-up	2020 Follow-up	source
<b>Target Group:</b> Smallholder farmers - <b>Location:</b> Nicaragua - <b>Modality:</b> Capacity Strengthening - <b>Subactivity:</b> Climate adaptation and risk management activities								
Proportion of targeted people having unhindered access to WFP programmes (new) - -	Female	33	≥100	≥100	62.86	32		WFP survey
	Male	67	≥100	≥100	59.18	40		WFP survey
	Overall	87	≥100	≥100	61	37	46	WFP survey
Proportion of targeted people receiving assistance without safety challenges (new) - -	Overall	86.76	≥90	≥90	81.35	95	85	WFP survey
Proportion of targeted people who report that WFP programmes are dignified (new) - -	Female	92.65	≥100	≥100	94.29	94	94	WFP survey
	Male	97.69	≥100	≥100	97.28	93	96	WFP survey
	Overall	95.9	≥100	≥100	96.03	93	95	WFP survey

## Accountability to affected population indicators

**Affected populations are able to hold WFP and partners accountable for meeting their hunger needs in a manner that reflects their views and preferences**

**Activity 01: Provide nutritious school meals to school boys and girls in targeted areas, complementing the national programme, and strengthen national nutrition and gender-transformative social protection programmes that promote food security**

CrossCutting Indicator	Sex	Baseline	End-CSP Target	2022 Target	2022 Follow-up	2021 Follow-up	2020 Follow-up	source
<b>Target Group:</b> School children - <b>Location:</b> Nicaragua - <b>Modality:</b> Food - <b>Subactivity:</b> School feeding (on-site)								
Proportion of assisted people informed about the programme (who is included, what people will receive, length of assistance) - -	Overall	91.2	≥95	≥95	94.55	88	96.41	WFP survey

**Activity 03: Provide technical assistance to smallholder farmers in order to increase their resilience, improve their livelihoods and reduce their vulnerability to adverse climate events**

CrossCutting Indicator	Sex	Baseline	End-CSP Target	2022 Target	2022 Follow-up	2021 Follow-up	2020 Follow-up	source
<b>Target Group:</b> Smallholder farmers - <b>Location:</b> Nicaragua - <b>Modality:</b> Capacity Strengthening - <b>Subactivity:</b> Climate adaptation and risk management activities								
Proportion of assisted people informed about the programme (who is included, what people will receive, length of assistance) - -	Overall	0.49	≥80	≥80	8.33	1.2	8.71	WFP survey

**Target Group:** Smallholder farmers - **Location:** Nueva Segovia - **Modality:** Capacity Strengthening - **Subactivity:**

Proportion of project activities for which beneficiary feedback is documented, analysed and integrated into programme improvements - -	Overall	0	=100	=100	0	0		WFP programme monitoring
--	---------	---	------	------	---	---	--	--------------------------

**Activity 05: Provide food assistance to populations affected by shocks**

CrossCutting Indicator	Sex	Baseline	End-CSP Target	2022 Target	2022 Follow-up	2021 Follow-up	2020 Follow-up	source
<b>Target Group:</b> All - <b>Location:</b> Nicaragua - <b>Modality:</b> Food - <b>Subactivity:</b>								
Proportion of project activities for which beneficiary feedback is documented, analysed and integrated into programme improvements - -	Overall	0	=100	=100	33.33	0		WFP programme monitoring



## Environment indicators

Targeted communities benefit from WFP programmes in a manner that does not harm the environment								
Activity 03: Provide technical assistance to smallholder farmers in order to increase their resilience, improve their livelihoods and reduce their vulnerability to adverse climate events								
CrossCutting Indicator	Sex	Baseline	End-CSP Target	2022 Target	2022 Follow-up	2021 Follow-up	2020 Follow-up	source
<b>Target Group:</b> Smallholder Farmers - <b>Location:</b> Nicaragua - <b>Modality:</b> - - <b>Subactivity:</b> Smallholder agricultural market support								
Proportion of activities for which environmental risks have been screened and, as required, mitigation actions identified - -	Overall	0	=0	=0	0			WFP programme monitoring
<b>Target Group:</b> Smallholder farmers - <b>Location:</b> Nicaragua - <b>Modality:</b> Capacity Strengthening - <b>Subactivity:</b> Smallholder agricultural market support								
Proportion of FLAs/MOUs/CCs for CSP activities screened for environmental and social risk - -	Overall	0	=100	=0	0	0		WFP programme monitoring

Cover page photo © WFP/Sabrina Quezada

WFP delivers food to families impacted by Hurricane Julia in the South Autonomous Region of the Caribbean Coast

**World Food Programme**

<https://www.wfp.org/countries/nicaragua>

# Financial Section

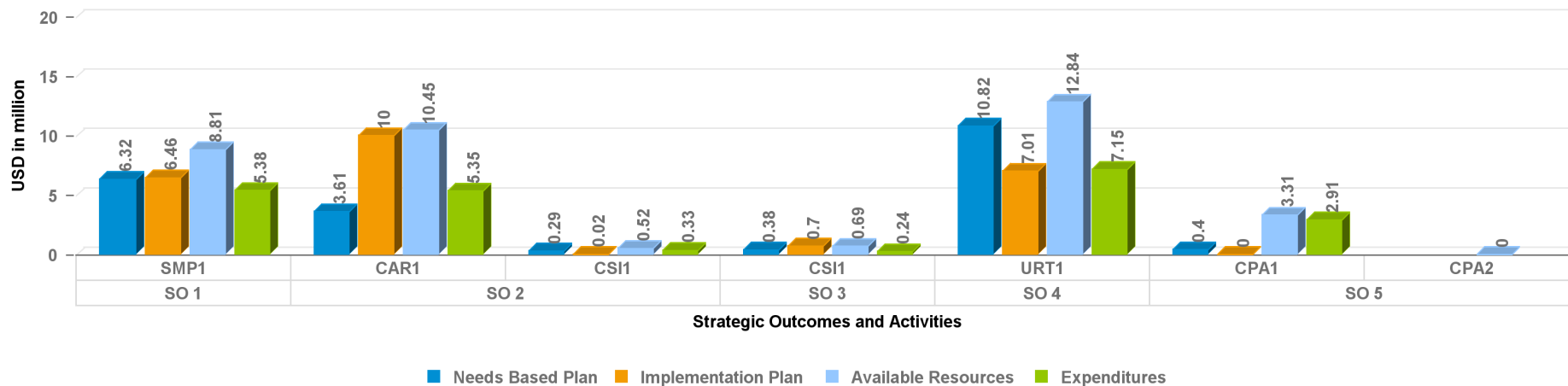
*Financial information is taken from WFP's financial records which have been submitted to WFP's auditors.*

# Annual Country Report

## Nicaragua Country Portfolio Budget 2022 (2019-2023)

### Annual Financial Overview for the period 1 January to 31 December 2022 (Amount in USD)

#### Annual CPB Overview



Code	Strategic Outcome
SO 1	People in targeted areas who are living in poverty and/or are vulnerable to food insecurity have access to adequate nutritious food all year round by 2023
SO 2	Vulnerable communities and smallholder farmers in targeted areas benefit from sustainable food systems and have strengthened capacities to cope with shocks, climate change and natural hazards by 2023
SO 3	National institutions have improved capacities to advance gender equality and women's empowerment and to incorporate gender-transformative approaches into programmes, contributing to the achievement of zero hunger by 2023
SO 4	Populations affected by shocks have access to adequate and nutritious food during and after an emergency
SO 5	Humanitarian and government partners have access to reliable services during crises
Code	Country Activity Long Description
CAR1	Provide technical assistance to smallholder farmers in order to increase their resilience, improve their livelihoods and reduce their vulnerability to adverse climate events
CPA1	Provide on demand supply chain services to humanitarian and government partners
CS11	Provide government institutions with technical assistance in disaster risk reduction and climate change adaptation with a view to reducing the vulnerability to food insecurity of populations prone to disasters
CS11	Provide technical assistance to the Government in designing and implementing gender transformative interventions for promoting gender equality and food security and nutrition
SMP1	Provide nutritious school meals to school boys and girls in targeted areas, complementing the national programme, and strengthen national nutrition and gender-sensitive social protection programmes that promote food security
URT1	Provide food assistance to populations affected by shocks

# Annual Country Report

## Nicaragua Country Portfolio Budget 2022 (2019-2023)

### Annual Financial Overview for the period 1 January to 31 December 2022 (Amount in USD)

Strategic Result	Strategic Outcome	Activity	Needs Based Plan	Implementation Plan	Available Resources	Expenditures
1	People in targeted areas who are living in poverty and/or are vulnerable to food insecurity have access to adequate nutritious food all year round by 2023	Provide nutritious school meals to school boys and girls in targeted areas, complementing the national programme, and strengthen national nutrition and gender-sensitive social protection programmes that promote food security	6,322,220	6,459,316	8,810,293	5,383,194
		Non Activity Specific	0	0	157,296	0
	Populations affected by shocks have access to adequate and nutritious food during and after an emergency	Provide food assistance to populations affected by shocks	10,821,133	7,013,829	12,836,283	7,153,635
		Non Activity Specific	0	0	252,224	0
	Non SO Specific	Non Activity Specific	0	0	3,775	0
	<b>Subtotal Strategic Result 1. Everyone has access to food (SDG Target 2.1)</b>			<b>17,143,353</b>	<b>13,473,145</b>	<b>22,059,872</b>

# Annual Country Report

## Nicaragua Country Portfolio Budget 2022 (2019-2023)

### Annual Financial Overview for the period 1 January to 31 December 2022 (Amount in USD)

Strategic Result	Strategic Outcome	Activity	Needs Based Plan	Implementation Plan	Available Resources	Expenditures
4	Vulnerable communities and smallholder farmers in targeted areas benefit from sustainable food systems and have strengthened capacities to cope with shocks, climate change and natural hazards by 2023	Provide technical assistance to smallholder farmers in order to increase their resilience, improve their livelihoods and reduce their vulnerability to adverse climate events	3,606,788	10,000,400	10,453,247	5,346,582
		Provide government institutions with technical assistance in disaster risk reduction and climate change adaptation with a view to reducing the vulnerability to food insecurity of populations prone to disasters	289,476	17,892	518,063	331,126
		Non Activity Specific	0	0	607,083	0
<b>Subtotal Strategic Result 4. Food systems are sustainable (SDG Target 2.4)</b>			<b>3,896,264</b>	<b>10,018,293</b>	<b>11,578,394</b>	<b>5,677,708</b>
5	National institutions have improved capacities to advance gender equality and women's empowerment and to incorporate gender-transformative approaches into programmes, contributing to the achievement of zero hunger by 2023	Provide technical assistance to the Government in designing and implementing gender transformative interventions for promoting gender equality and food security and nutrition	377,180	701,307	690,663	235,918
<b>Subtotal Strategic Result 5. Countries have strengthened capacity to implement the SDGs (SDG Target 17.9)</b>			<b>377,180</b>	<b>701,307</b>	<b>690,663</b>	<b>235,918</b>

This computer generated report is certified by the Chief of Contribution Accounting and Donor Financial Reporting Branch (FINC)

# Annual Country Report

## Nicaragua Country Portfolio Budget 2022 (2019-2023)

### Annual Financial Overview for the period 1 January to 31 December 2022 (Amount in USD)

Strategic Result	Strategic Outcome	Activity	Needs Based Plan	Implementation Plan	Available Resources	Expenditures
8	Humanitarian and government partners have access to reliable services during crises	Provide on demand supply chain services to humanitarian and government partners	401,000	0	3,313,486	2,906,875
<b>Subtotal Strategic Result 8. Sharing of knowledge, expertise and technology strengthen global partnership support to country efforts to achieve the SDGs (SDG Target 17.16)</b>			<b>401,000</b>	<b>0</b>	<b>3,313,486</b>	<b>2,906,875</b>
	Non SO Specific	Non Activity Specific	0	0	2,098,509	0
<b>Subtotal Strategic Result</b>			<b>0</b>	<b>0</b>	<b>2,098,509</b>	<b>0</b>
<b>Total Direct Operational Cost</b>			<b>21,817,797</b>	<b>24,192,745</b>	<b>39,740,923</b>	<b>21,357,330</b>
<b>Direct Support Cost (DSC)</b>			<b>2,349,305</b>	<b>2,429,566</b>	<b>4,645,045</b>	<b>1,710,069</b>
<b>Total Direct Costs</b>			<b>24,167,101</b>	<b>26,622,311</b>	<b>44,385,968</b>	<b>23,067,399</b>
<b>Indirect Support Cost (ISC)</b>			<b>1,541,990</b>	<b>1,730,450</b>	<b>667,353</b>	<b>667,353</b>
<b>Grand Total</b>			<b>25,709,091</b>	<b>28,352,761</b>	<b>45,053,322</b>	<b>23,734,753</b>



Wanee Piyabongkarn  
Chief

Contribution Accounting and Donor Financial Reporting Branch

## Columns Definition

---

### Needs Based Plan

Latest annual approved version of operational needs as of December of the reporting year. WFP's needs-based plans constitute an appeal for resources to implement operations which are designed based on needs assessments undertaken in collaboration with government counterparts and partners

### Implementation Plan

Implementation Plan as of January of the reporting period which represents original operational prioritized needs taking into account funding forecasts of available resources and operational challenges

### Available Resources

Unspent Balance of Resources carried forward, Allocated contribution in the current year, Advances and Other resources in the current year. It excludes contributions that are stipulated by donor for use in future years

### Expenditures

Monetary value of goods and services received and recorded within the reporting year

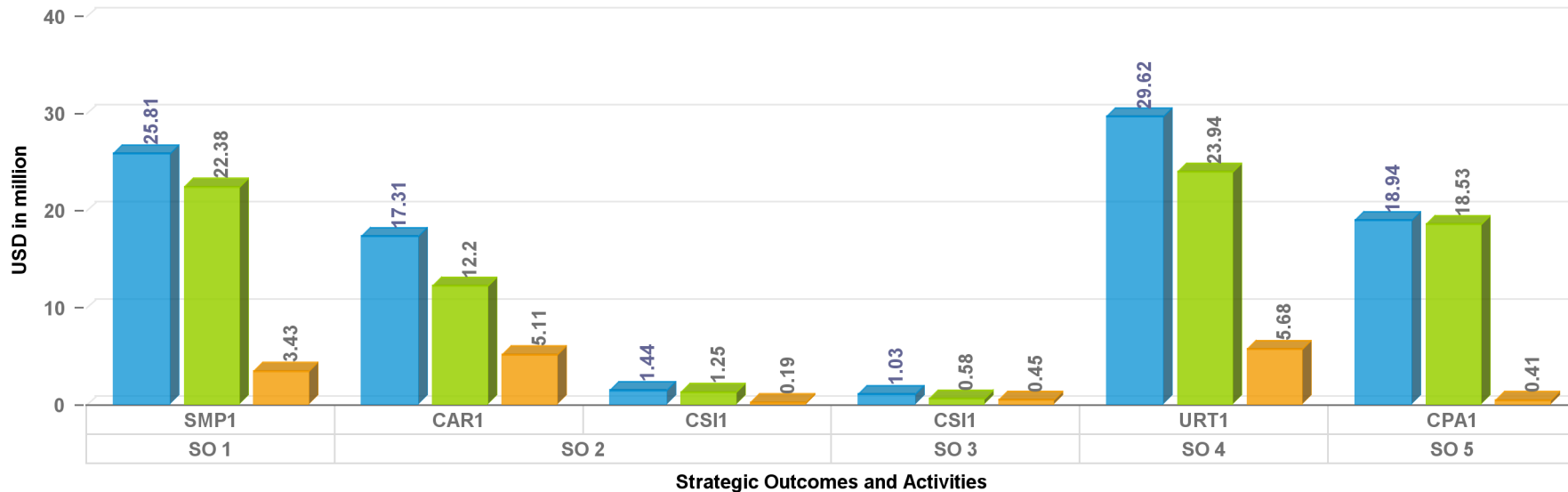


# Annual Country Report

## Nicaragua Country Portfolio Budget 2022 (2019-2023)

### Cumulative Financial Overview as at 31 December 2022 (Amount in USD)

#### Cumulative CPB Overview



■ Allocated Resources ■ Expenditures ■ Balance of Resources

Code	Strategic Outcome
SO 1	People in targeted areas who are living in poverty and/or are vulnerable to food insecurity have access to adequate nutritious food all year round by 2023
SO 2	Vulnerable communities and smallholder farmers in targeted areas benefit from sustainable food systems and have strengthened capacities to cope with shocks, climate change and natural hazards by 2023
SO 3	National institutions have improved capacities to advance gender equality and women's empowerment and to incorporate gender-transformative approaches into programmes, contributing to the achievement of zero hunger by 2023
SO 4	Populations affected by shocks have access to adequate and nutritious food during and after an emergency
SO 5	Humanitarian and government partners have access to reliable services during crises
Code	Country Activity - Long Description
CAR1	Provide technical assistance to smallholder farmers in order to increase their resilience, improve their livelihoods and reduce their vulnerability to adverse climate events
CPA1	Provide on demand supply chain services to humanitarian and government partners
CSI1	Provide government institutions with technical assistance in disaster risk reduction and climate change adaptation with a view to reducing the vulnerability to food insecurity of populations prone to disasters
CSI1	Provide technical assistance to the Government in designing and implementing gender transformative interventions for promoting gender equality and food security and nutrition
SMP1	Provide nutritious school meals to school boys and girls in targeted areas, complementing the national programme, and strengthen national nutrition and gender-sensitive social protection programmes that promote food security
URT1	Provide food assistance to populations affected by shocks

# Annual Country Report

## Nicaragua Country Portfolio Budget 2022 (2019-2023)

### Cumulative Financial Overview as at 31 December 2022 (Amount in USD)

Strategic Result	Strategic Outcome	Activity	Needs Based Plan	Allocated Contributions	Advance and Allocation	Allocated Resources	Expenditures	Balance of Resources
1	People in targeted areas who are living in poverty and/or are vulnerable to food insecurity have access to adequate nutritious food all year round by 2023	Provide nutritious school meals to school boys and girls in targeted areas, complementing the national programme, and strengthen national nutrition and gender-sensitive social protection programmes that promote food security	23,146,873	25,809,297	0	25,809,297	22,382,199	3,427,098
		Non Activity Specific	0	157,296	0	157,296	0	157,296
	Populations affected by shocks have access to adequate and nutritious food during and after an emergency	Provide food assistance to populations affected by shocks	28,686,369	27,669,829	1,953,238	29,623,066	23,940,418	5,682,648
		Non Activity Specific	0	252,224	0	252,224	0	252,224
	Non SO Specific	Non Activity Specific	0	3,775	0	3,775	0	3,775

This computer generated report is certified by the Chief of Contribution Accounting and Donor Financial Reporting Branch (FINC)

# Annual Country Report

## Nicaragua Country Portfolio Budget 2022 (2019-2023)

### Cumulative Financial Overview as at 31 December 2022 (Amount in USD)

Strategic Result	Strategic Outcome	Activity	Needs Based Plan	Allocated Contributions	Advance and Allocation	Allocated Resources	Expenditures	Balance of Resources
<b>Subtotal Strategic Result 1. Everyone has access to food (SDG Target 2.1)</b>			<b>51,833,242</b>	<b>53,892,421</b>	<b>1,953,238</b>	<b>55,845,659</b>	<b>46,322,617</b>	<b>9,523,042</b>
4	Vulnerable communities and smallholder farmers in targeted areas benefit from sustainable food systems and have strengthened capacities to cope with shocks, climate change and natural hazards by 2023	Provide government institutions with technical assistance in disaster risk reduction and climate change adaptation with a view to reducing the vulnerability to food insecurity of populations prone to disasters	1,896,751	1,438,140	0	1,438,140	1,251,202	186,937
		Provide technical assistance to smallholder farmers in order to increase their resilience, improve their livelihoods and reduce their vulnerability to adverse climate events	16,294,980	17,306,505	0	17,306,505	12,199,841	5,106,664
		Non Activity Specific	0	607,083	0	607,083	0	607,083
<b>Subtotal Strategic Result 4. Food systems are sustainable (SDG Target 2.4)</b>			<b>18,191,731</b>	<b>19,351,728</b>	<b>0</b>	<b>19,351,728</b>	<b>13,451,043</b>	<b>5,900,685</b>

This computer generated report is certified by the Chief of Contribution Accounting and Donor Financial Reporting Branch (FINC)

# Annual Country Report

## Nicaragua Country Portfolio Budget 2022 (2019-2023)

### Cumulative Financial Overview as at 31 December 2022 (Amount in USD)

Strategic Result	Strategic Outcome	Activity	Needs Based Plan	Allocated Contributions	Advance and Allocation	Allocated Resources	Expenditures	Balance of Resources
5	National institutions have improved capacities to advance gender equality and women's empowerment and to incorporate gender-transformative approaches into programmes, contributing to the achievement of zero hunger by 2023	Provide technical assistance to the Government in designing and implementing gender transformative interventions for promoting gender equality and food security and nutrition	1,353,455	1,031,579	0	1,031,579	576,834	454,745
<b>Subtotal Strategic Result 5. Countries have strengthened capacity to implement the SDGs (SDG Target 17.9)</b>			<b>1,353,455</b>	<b>1,031,579</b>	<b>0</b>	<b>1,031,579</b>	<b>576,834</b>	<b>454,745</b>
8	Humanitarian and government partners have access to reliable services during crises	Provide on demand supply chain services to humanitarian and government partners	20,339,278	18,940,302	0	18,940,302	18,533,690	406,612
		Provide supply chain services to government partners on a free-to-user basis to support emergency responses	414,872	0	0	0	0	0
<b>Subtotal Strategic Result 8. Sharing of knowledge, expertise and technology strengthen global partnership support to country efforts to achieve the SDGs (SDG Target 17.16)</b>			<b>20,754,149</b>	<b>18,940,302</b>	<b>0</b>	<b>18,940,302</b>	<b>18,533,690</b>	<b>406,612</b>
	Non SO Specific	Non Activity Specific	0	2,098,509	0	2,098,509	0	2,098,509
<b>Subtotal Strategic Result</b>			<b>0</b>	<b>2,098,509</b>	<b>0</b>	<b>2,098,509</b>	<b>0</b>	<b>2,098,509</b>
<b>Total Direct Operational Cost</b>			<b>92,132,577</b>	<b>95,314,539</b>	<b>1,953,238</b>	<b>97,267,777</b>	<b>78,884,184</b>	<b>18,383,593</b>

This computer generated report is certified by the Chief of Contribution Accounting and Donor Financial Reporting Branch (FINC)

# Annual Country Report

## Nicaragua Country Portfolio Budget 2022 (2019-2023)

### Cumulative Financial Overview as at 31 December 2022 (Amount in USD)

Strategic Result	Strategic Outcome	Activity	Needs Based Plan	Allocated Contributions	Advance and Allocation	Allocated Resources	Expenditures	Balance of Resources
		Direct Support Cost (DSC)	7,971,109	8,825,103	108,175	8,933,278	5,998,302	2,934,976
		<b>Total Direct Costs</b>	<b>100,103,686</b>	<b>104,139,642</b>	<b>2,061,413</b>	<b>106,201,055</b>	<b>84,882,486</b>	<b>21,318,569</b>
		Indirect Support Cost (ISC)	5,069,353	4,797,499		4,797,499	4,797,499	0
		<b>Grand Total</b>	<b>105,173,039</b>	<b>108,937,141</b>	<b>2,061,413</b>	<b>110,998,553</b>	<b>89,679,984</b>	<b>21,318,569</b>

This donor financial report is interim



Wannee Piyabongkarn  
Chief

Contribution Accounting and Donor Financial Reporting Branch

## Columns Definition

---

### Needs Based Plan

Latest approved version of operational needs. WFP's needs-based plans constitute an appeal for resources to implement operations which are designed based on needs assessments undertaken in collaboration with government counterparts and partners

### Allocated Contributions

Allocated contributions include confirmed contributions with exchange rate variations, multilateral contributions, miscellaneous income, resource transferred, cost recovery and other financial adjustments (e.g. refinancing). It excludes internal advance and allocation and contributions that are stipulated by donor for use in future years.

### Advance and allocation

Internal advanced/allocated resources but not repaid. This includes different types of internal advance (Internal Project Lending or Macro-advance Financing) and allocation (Immediate Response Account)

### Allocated Resources

Sum of Allocated Contributions, Advance and Allocation

### Expenditures

Cumulative monetary value of goods and services received and recorded within the reporting period

### Balance of Resources

Allocated Resources minus Expenditures