



World Food
Programme

SAVING
LIVES

CHANGING
LIVES

Niger

Annual Country Report 2022

Country Strategic Plan
2020 - 2024

Table of contents

Overview	3
Context and operations	7
RISK MANAGEMENT	8
Partnerships	10
CSP Financial Overview	12
Programme performance	17
STRATEGIC OUTCOME 01	17
STRATEGIC OUTCOME 02	20
STRATEGIC OUTCOME 03	23
STRATEGIC OUTCOME 04	26
STRATEGIC OUTCOME 05	29
STRATEGIC OUTCOME 06	32
Cross-cutting results	34
PROGRESS TOWARDS GENDER EQUALITY	34
PROTECTION AND ACCOUNTABILITY TO AFFECTED POPULATIONS	35
ENVIRONMENT	37
Extra Section	38
Data Notes	40
Annex	42
REPORTING ON BENEFICIARY INFORMATION IN WFP'S ANNUAL COUNTRY REPORTS	42
Figures and Indicators	43
WFP CONTRIBUTION TO SDGS	43
BENEFICIARIES BY SEX AND AGE GROUP	44
BENEFICIARIES BY RESIDENCE STATUS	45
BENEFICIARIES BY PROGRAMME AREA	45
ANNUAL FOOD TRANSFER (MT)	45
ANNUAL CASH BASED TRANSFER AND COMMODITY VOUCHER (USD)	46
STRATEGIC OUTCOME AND OUTPUT RESULTS	48
CROSS-CUTTING INDICATORS	63

Overview

In 2022, as Niger was facing an unprecedented food crisis, WFP scaled up its life-saving assistance to reach those in critical need whilst reinforcing resilience activities to support advancements of sustainable food security solutions. In coordination with the Government and partners, WFP assisted close to 4.2 million people through direct food and nutrition assistance.

The March 2022 Cadre Harmonisé[1] found that 4.4 million people were acutely food insecure during the lean season (June - August). The nutrition situation also remained worrying, with the 2022 SMART [2] survey indicating a global acute malnutrition (GAM) rate of 12.2 percent, above WHO's alert threshold of 10 percent. The crisis was driven by the combined effects of a major and widespread drought, the global food price crisis, and insecurity in Niger and neighbouring countries.

Through crisis response activities, WFP provided food, cash, and nutrition assistance to 2.3 million people affected by various shocks - the lean season, conflict, displacement, and floods. This represented over half of the country's acutely food insecure population in 2022, and 56 percent of the overall beneficiaries assisted by the government and partners during the lean season (4.1 million people).

Through its integrated resilience programme, WFP supported 1.8 million people across 2,000 villages, of which 588 were newly established in 2022. WFP's resilience model in Niger provides an integrated package of activities including land rehabilitation through food assistance for assets (FFA), school feeding, nutrition prevention and treatment, and income-generating activities. In 2022, WFP supported the graduation from direct FFA assistance through to reinforced capacity strengthening of 551 villages that had been receiving resilience-building support since 2014. This was the first year WFP was able to secure this transition with ongoing assistance to communities focusing on strengthened smallholder market support.

In 2022, in support of the local economy, WFP continued purchasing millet and cowpeas (approximately USD 430,000) directly from 21 farmer organisations in resilience areas. Wherever possible, these organisations were also linked with WFP-supported schools that received cash assistance, allowing schools to purchase fresh food that benefits the local markets.

Results from the post-distribution monitoring survey conducted in December found that food security levels among resilience beneficiaries continued improving between 2021 and 2022, demonstrating the role of resilience programmes in helping households cope with shocks. Encouragingly, the same trend was seen among households that graduated out of FFA support in 2022 showcasing the sustained impacts of investment in resilience programming even after direct food assistance stops. This further validates the long-term benefits of land rehabilitation to increase production and mitigate the impact of climatic shocks.

To support vulnerable children in accessing education, including in conflict-affected regions, WFP provided school meals to 279,000 students in 1,586 schools. In addition, almost 29,300 adolescent girls received attendance-based scholarships from WFP to address gender inequalities in the retention rates of adolescent students. Given the worrying nutrition situation, WFP provided treatment for Moderate Acute Malnutrition (MAM), to over 475,000 children aged 6-23 months and mothers, and supported 120,000 children and mothers with assistance for the prevention of MAM.

Throughout 2022, WFP made significant progress to support the operationalization of the humanitarian-development-peace Nexus. To support the transition from humanitarian assistance towards more sustainable solutions, WFP provided resilience activities in combination with social cohesion support in areas where the risk of insecurity remains high and that are hosting IDPs [3] and refugees. WFP sustained investments in the national social adaptive protection (ASP) system to foster vulnerable households' and local authorities' responsiveness to the onset of shocks.

WFP continued to invest heavily in impactful partnerships collaborating with the Government, the UN (in particular UNICEF[5], FAO[6], IFAD [7] and UNFPA[8]), NGOs and other partners such as GIZ[4]. WFP also continued to strengthen the reach and effectiveness of its Community Feedback Mechanism (CFM)[9], expanding its toll-free hotline to support FAO activities. Furthermore, gender and protection analyses were further mainstreamed throughout programme design and implementation.

Despite these significant achievements, the global price crisis placed a severe burden on WFP operations, disrupting the supply chain and increasing food and transportation costs. High fuel prices impacted UNHAS operations, with prices increasing by 33 percent between January and December 2022. Nevertheless, UNHAS[10] transported 17,200 passengers in 2022, an 19 percent increase compared to 2021.

4,180,256

Total beneficiaries in 2022



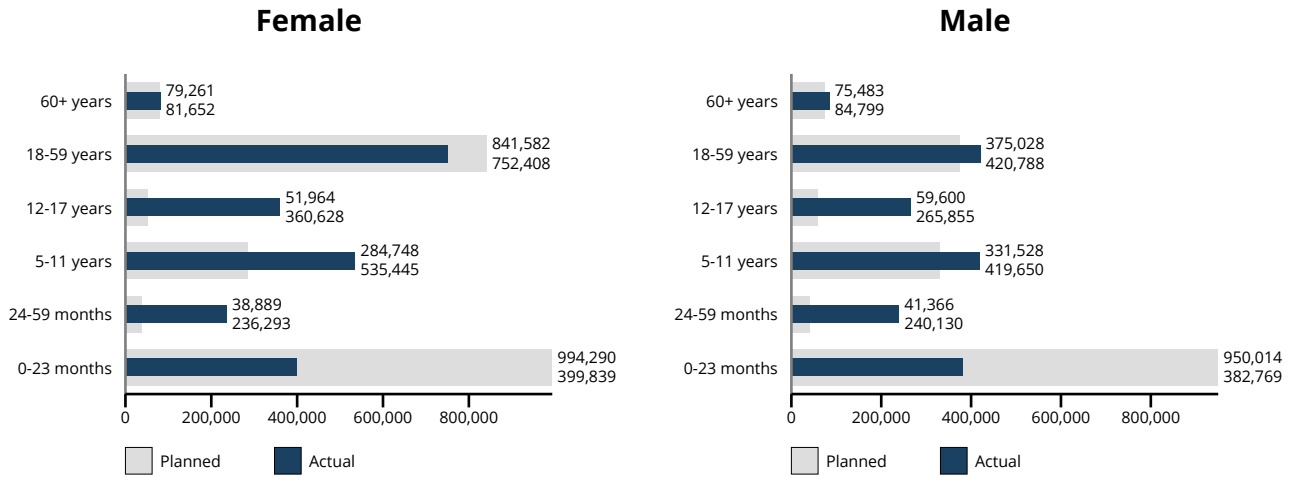
57% female



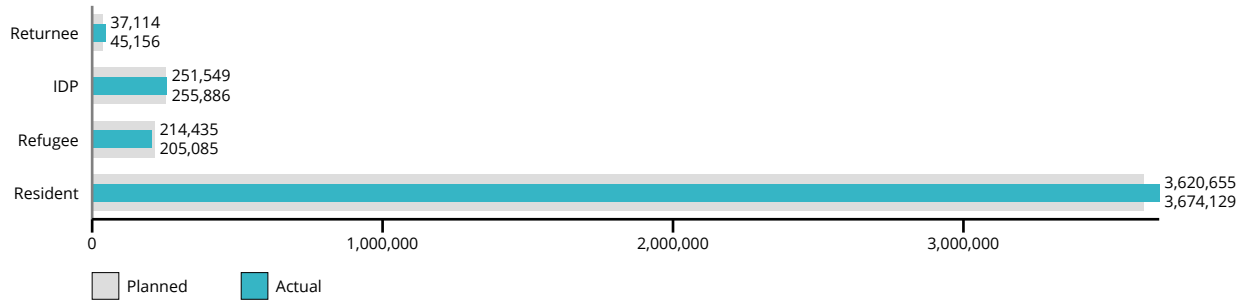
43% male

Estimated number of persons with disabilities: 204,745 (56% Female, 44% Male)

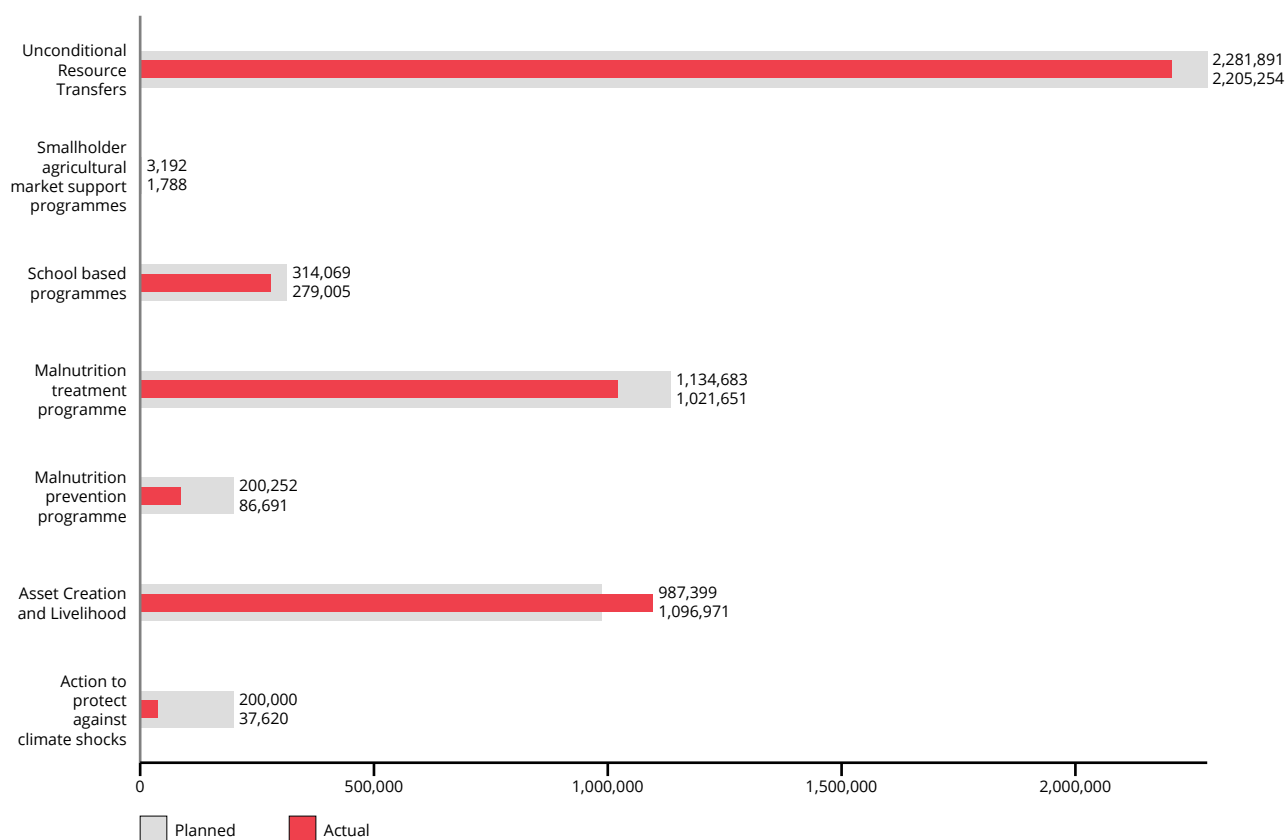
Beneficiaries by Sex and Age Group



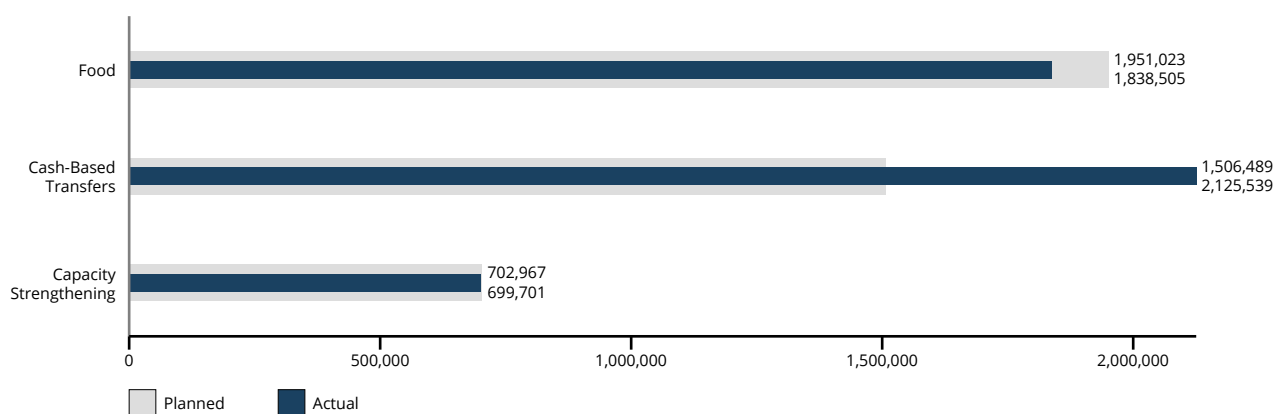
Beneficiaries by Residence Status



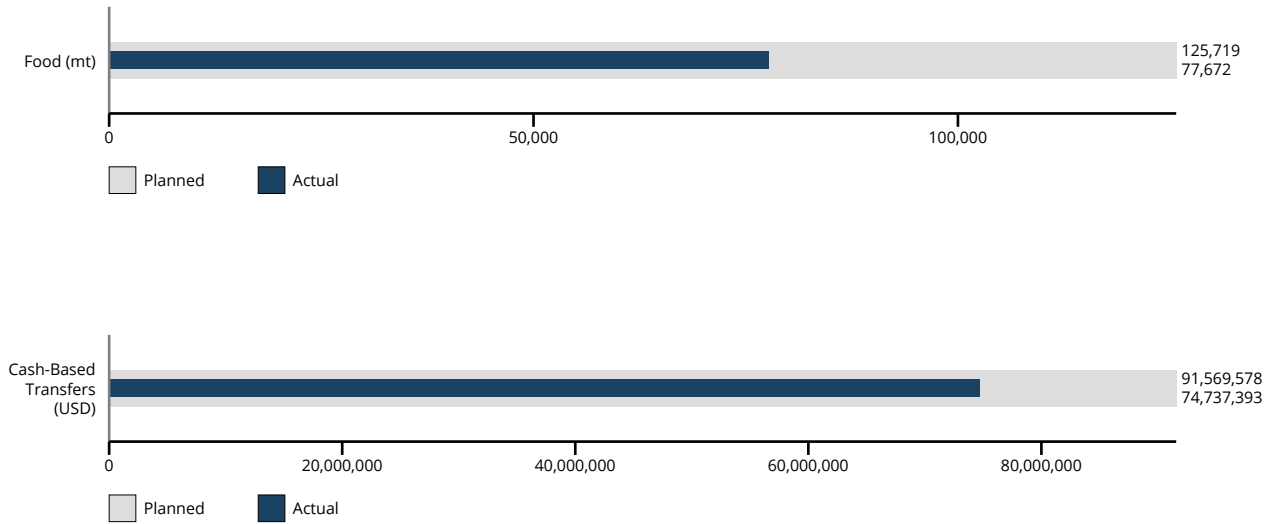
Beneficiaries by Programme Area



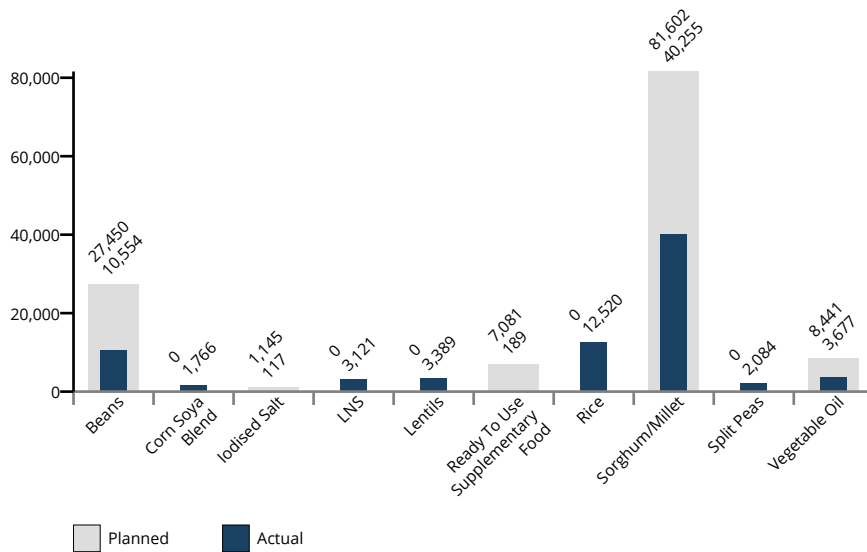
Beneficiaries by Modality



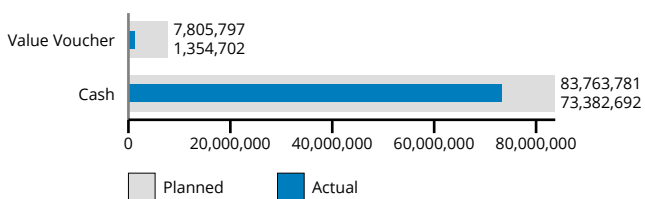
Total Transfers by Modality



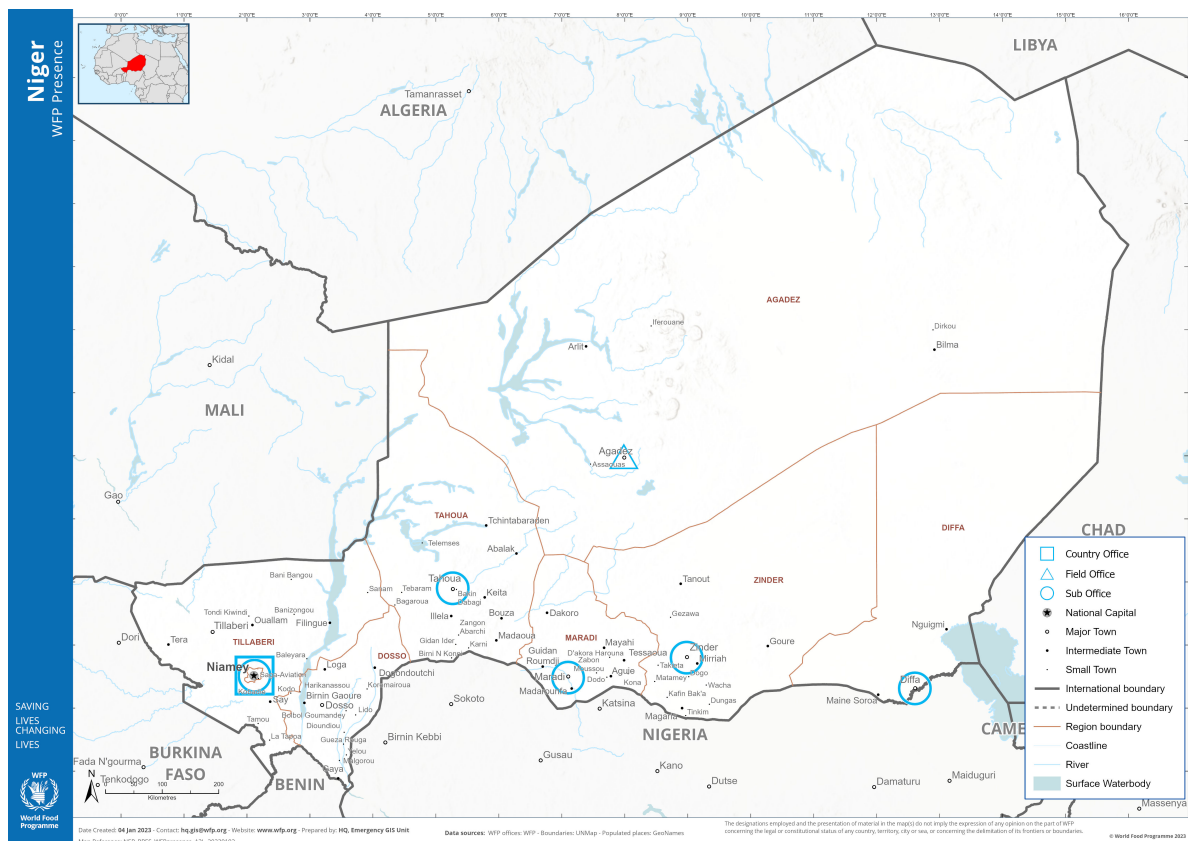
Annual Food Transfer (mt)



Annual Cash Based Transfer and Commodity Voucher (USD)



Context and operations



Niger is a low-income, landlocked Sahelian country, ranked 189 out of 191 countries in the 2021 Human Development Index (HDI)[1]. With a population of 24.4 million, the country faces chronic vulnerabilities caused by land degradation, demographic pressure, economic and climatic shocks, chronic food insecurity, and persistent gender inequalities. A degradation of the security situation in recent years has further aggravated the impact of pre-existing vulnerabilities.

In 2022, Niger faced an unprecedented food crisis with 4.4 million people (18 percent of the population)[2] experiencing acute food insecurity (phases 3 and 4) and requiring emergency food assistance during the lean season. This represented a 91 percent increase compared to 2021. The November 2022 SMART survey revealed a global acute malnutrition (GAM) rate of 12.2 percent with rates of severe acute malnutrition (SAM) and moderate acute malnutrition (MAM) at 2.4 percent and 9.8 percent, respectively.

This crisis in 2022 was driven by the combined effects of escalating conflict and insecurity in neighbouring countries and within Niger, a widespread drought experienced in 2021 and elevated food prices. Indeed, the drought impacted production levels of staple crops resulting in price hikes with the average cost of millet 20 percent higher in 2022 than the 5-year average. Meanwhile, the global food crisis led to major price increases of imported products such as vegetable oil, wheat flour and fertilisers. Compared to 2021, fertiliser prices increased by more than 100 percent in 2022 while the price of a loaf of bread increased by 25 percent.

The security situation deteriorated particularly in areas bordering Mali, Burkina Faso and Nigeria with the link between food insecurity and conflict resolutely evident. In total, 46 percent of people identified as acutely food insecure in 2022 were situated in areas impacted by insecurity, despite these regions accounting for 15 percent of Niger's population. Security-related incidents increased by 67 percent compared to 2021, causing 990 fatalities, of which 399 were civilians, while more than 74,000 school children were affected by insecurity-related school closures. Non-state armed groups carried out frequent attacks targeting civilians including kidnappings, looting of livestock and harvests, attacks on schools and health centres and mass killings. Accordingly, forced displacement rates increased with 377,000 internally displaced persons and 255,000 refugees recorded as of December 2022, a combined 27 percent increase compared to December 2021.

Through its Country Strategic Plan (CSP), WFP continued to implement a holistic portfolio of contextually-adaptable activities in coordination with the Government and partners. Under Strategic Outcome 1 (SO1), WFP provided emergency unconditional food and cash assistance to food-insecure, crisis-affected populations. Under SO2, WFP provided school meals and cash transfers to adolescent girls in school, including in emergency contexts. Under SO3,

WFP delivered a comprehensive community-based nutrition package for pregnant and lactating women and children aged 6-59 months. Under SO4, WFP supported rural development programmes through food assistance for assets (FFA), smallholder agricultural market support (SAMS) and alternative income-generating activities. Under SO5, WFP strengthened the capacity of government, NGOs and research partners to design and implement food security and nutrition-related programmes, policies and research. Finally, under SO6, WFP managed the United Nations Humanitarian Air Service (UNHAS) enabling humanitarian and development partners to deliver assistance across the country.

In 2022, WFP rapidly adapted its operations to support the Government in responding to the unfolding food crisis by scaling-up life-saving assistance to reach those in critical need whilst simultaneously reinforcing the reach of its Integrated Resilience Package. An approved budget revision to the CSP increased the number of targeted crisis response and integrated resilience package beneficiaries by 170 percent and 77 percent respectively.

Under the framework of the National Response Plan, the Government of Niger and its humanitarian partners provided emergency food assistance to 4.1 million people out of the total 4.4 million people in need during the lean season. WFP reached 2.3 million people through its crisis response component, of which 2.03 million people were supported during the lean season - the highest number of people ever assisted by WFP Niger during the lean season.

WFP and partners scaled up long-term investments in resilience programmes through an integrated package of activities including land rehabilitation and livelihoods diversification (FFA and SAMS), school meals and nutrition. In 2022, WFP's resilience programme supported a total of 1.8 million people across 2,000 villages with 853,000 people benefiting from FFA activities, the cornerstone of WFP's resilience-building approach.

The 2022 food crisis demonstrated the role of resilience programming in reducing humanitarian needs, including shock-induced needs, and the necessity to sustain investments while expanding the reach of these transformative actions. Indeed, 80 percent of WFP-supported resilience villages, accounting for half a million people, located in municipalities classified as severely affected by food insecurity did not require humanitarian assistance in 2022 thanks to multi-year resilience investments. Comparatively, villages in the same areas not receiving resilience support required emergency assistance [3].

Through the Humanitarian Country Team and the National Committee on the humanitarian-development-peace nexus, WFP actively contributed to fostering dialogue on sustainable development solutions and the operationalisation of the Nexus. WFP contributed to SDG 17 by strengthening the capacity of the Government and partners to invest in the national Adaptive Social Protection system and supporting humanitarian and development actors to deliver assistance through UNHAS.

The mid-term review of WFP Niger's CSP was conducted in 2022. The results were presented for discussion with the Government and partners through the High-Level Steering Committee chaired by the Government. The season review results and consultations with the Committee will inform the formulation and strategic orientation of WFP Niger's future CSP (2024 - 2027), anticipated to be articulated in 2023.

Looking ahead, the food security situation in 2023 remains extremely concerning. The November 2022 Cadre Harmonisé estimates that 2.9 million people will be acutely food insecure (phases 3+) during the 2023 lean season review. Although an overall decrease compared to 2022, it remains the second highest level of food insecurity since the inception of Cadre Harmonisé analyses in Niger in 2012, underpinning the necessity of coordinated and scalable investments in sustainable food security solutions.

Risk Management

WFP faced multiple risks, notably due to the deterioration of the security situation, particularly in the border regions of Niger, which affected humanitarian access. Supply chain disruptions, weak infrastructure, delays in customs clearance and global and regional food shortages have all led to delayed distributions of food assistance. Inconsistent CSP funding levels also remain an important risk. Other risks included food price fluctuations, exposure to fraud and corruption.

WFP monitors the security situation to devise programmatic adjustments. WFP made use of remote monitoring for operational adjustments, through third-party partners and the government's technical services. In 2022, WFP played a strong role in access negotiations in coordination with humanitarian partners and actively participated in national and local civil-military coordination mechanisms.

To mitigate risks of supply chain disruptions, WFP monitored markets, diversified sources of supply of nutritional products and used bypass routes through freight forwarders. WFP worked to diversify its donor pool and enhanced advocacy efforts among partners, governments and donors. WFP ensured compliance with donor commitments while

seeking more flexible funding, improved the quality of reporting, and prioritised programmatic interventions additionally to the use of advance financing and the Global Commodity Management Facility (GCMF) to purchase commodities and build stocks in advance.

The full-time risk officer coordinates risk identification and assessment during the annual performance planning and through continuous engagement with staff and Management. A risk committee chaired by the deputy country director validated the risk register, updated to reflect the impact of the war in Ukraine and the changing security environment. Recommendations stemming from the committee are then submitted to the Country Director for approval. The risk committee monitors mitigating measures every quarter. WFP conducted anti-fraud and anti-corruption awareness sessions for staff and partners, as well as spot checks and invoice verifications for partners with identified weaknesses.

Partnerships

In support of the Government and in line with SDG 17 to forge partnerships for Sustainable Development, WFP continued to work with strategic, operational and financial partners operating throughout the humanitarian-development-peace nexus agenda to amplify the impact and sustainability of WFP responses. WFP relied on collaboration with nearly 60 partners to achieve progress towards crisis response and resilience-building objectives, as well as in the operationalisation of the triple Nexus.

The 2023-2027 UN Sustainable Development Cooperation Framework (UNSDCF) was finalised in 2022, aligned with the National Economic and Social Development Plan (PDES 2022-2026). It provides a common framework for coordination and collaboration in Niger. WFP played an active role in the working groups for the operationalisation of the UNSDCF and will play a key role in supporting the Government in achieving the development objectives, accounting for 38 percent of the overall UNSDCF budget.

WFP continued strengthening its collaboration with various ministries and directorates. Notably, in scaling-up humanitarian responses, WFP ensured full coordination with the National Food Crisis Prevention and Management Cell (DNP-GCA) of the Prime Minister's Office, the Ministry of Humanitarian Action and Crisis Management as well as the Ministry of Interior's General Directorate of Civil Registry and Refugees. This contributed to WFP's positioning as a critical partner for the national lean season response.

WFP continued working with the Ministry of Agriculture and Livestock to assess, plan and implement agricultural and pastoral land rehabilitation while strengthening coordination with the Ministry of Environment to promote natural resource governance and enhance people's resilience to climate-related shocks. With the Ministry of Health, WFP monitored the implementation of malnutrition prevention and treatment activities and continues to support the Ministry of Education in the implementation of school feeding activities.

To address the socio-economic impact of COVID-19 on vulnerable households, WFP, UNICEF and the World Bank contributed to the national adaptive social protection (ASP) system. WFP played a key role in building a coalition of partners around the priorities of the ASP and, together with the DNP-GCA's Cellule Filets Sociaux (CFS), determined appropriate assistance modalities, harmonising methodologies for targeting, cash transfer values and monitoring the operation.

WFP and UNICEF continued collaborating on several other initiatives to bolster the livelihoods of vulnerable communities across Niger. Supported by BMZ, both agencies aligned their actions to reinforce resilience and social cohesion in the Diffa Region. In sites where WFP was conducting land and water rehabilitation activities through asset creation (FFA), UNICEF was supporting community engagement and adoption of good practices, including nutrition prevention and social and behavioural change. More broadly, UNICEF and WFP leveraged their comparative advantages and implemented an integrated package of interventions, ensuring coordination and complementarity of efforts, across priority focus areas including 1) school feeding and WASH; 2) the integrated youth agenda, including support to adolescent girls; 3) nutrition prevention and treatment; 4) value chains, market support, and youth employment; and 5) capacity building of technical services in planning, implementation, and monitoring of activities to ensure sustainability. With UNICEF and UNFPA, WFP continued implementing the Breaking Barriers for Girls in Education (BBGE) programme, contributing to girls' access to quality education.

WFP also sustained complementary interventions with other UN and NGO partners for greater impact, including with the Rome-based agencies (RBA) FAO and IFAD on livelihoods, and agricultural and land rehabilitation activities.

To better mainstream and operationalise nexus programming, WFP forged new strategic and technical partnerships with social cohesion actors that have conflict-sensitivity expertise. These include the High Authority for the Consolidation of Peace (HACP) on social cohesion programmes and Search for Common Ground (SFCG) on conflict sensitivity. Key strategic Nexus collaborations were also ongoing with UN and non-UN actors such as HCR, IOM, ICRC, GIZ, the World Bank's Community Recovery and Stabilisation of Sahel project (PCRSS/3F) and the Save the Children-led consortium on social cohesion.

Collaboration between WFP and GIZ, elaborated within a multi-year (2021 - 2023) Memorandum of Understanding (MoU), furthered the improvement of livelihoods, strengthening of community resilience, and social cohesion building in WFP's Tahoua and Zinder intervention zones. The organisations jointly intervened in 50 sites, identified based on agreed prioritisation criteria. This collaboration focused on capacity building in terms of conflict analysis and resolution as well as the implementation of complementary activities such as income-generating activities (IGAs), smallholder farmer support, infrastructure construction, and community-based disaster risk management.

As part of the Resilience in the Sahel Program (RISE II), WFP has been working with USAID-funded RISE II partner NGOs (CARE, Save the Children, CRS, and Winrock International) to strengthen resilience in Diffa and Dosso since 2019, with

geographic expansion into Maradi and Zinder Regions underway. Synergies are developed across income-generating activities, WASH, agricultural and pastoral development, infrastructure construction, and land tenure solutions.

In 2022, WFP continued to scale up its use of remote sensing technologies to monitor the impacts of its land rehabilitation activities. Collaboration with AIMS and NASA allowed for evaluations of the physical impact of FFA programmes on environmental restoration and agricultural/ biomass production. It also strengthened the Ministry of Environment's use of drone technology to measure the progression of land rehabilitation activities. With the World Bank's Development Impact Evaluation (DIME) Group, WFP assessed the impact of the integrated resilience programme and established new partnerships with the International Food Policy Research Institute and local research institutes to better measure the impact of WFP programmes on social cohesion and conflict dynamics, especially in areas with a high prevalence of refugees and IDPs.

WFP intensified agreements with universities (the University of Niamey and five regional universities) and research institutions to link local research to resilience actions on the ground, improving the quality of resilience interventions. A total of 35 students have benefited from the WFP scholarship program to date, including 31 at the master's level and four at the PhD level. In addition, a training of trainers was organised for teacher-researchers that are members of the REUNIR University network, to facilitate the teaching of 3PA[6] university modules.

CSP Financial Overview

The Niger country strategic plan's (CSP) total needs stood at USD 331.8 million for 2022, with annual resources available (including carry-over) amounting to USD 326.7 million, or 98 percent of the yearly needs. Budget revision 3 (BR3) was submitted and approved in the first half of 2022 which assured WFP's operations and needs-based plan reflected the scale of the crisis. Available resources allowed WFP to reach 4.2 million people with over 77,000 mt of food and USD 74 million distributed in cash. Thanks to the sustained and elevated support from a breadth of donors, WFP was able to rapidly scale up food security and nutrition responses in 2022 despite the unprecedented surge in needs.

The flexibility shown by some donors and the availability of WFP's internal funding mechanisms made it possible for WFP to allocate funds where they were most needed and shift assistance modalities in response to the changing context in a more agile way. However, only 10 percent of resources received were flexible, while 90 percent were earmarked either for specific activities and/or geographical areas. This impacted WFP's ability to provide timely responses to unforeseen emergencies, such as natural disasters and conflict-induced population displacements.

Moreover, with commitments from donors, WFP was able to make use of internal financing mechanisms, allowing WFP Niger to access approximately USD 86 million in advance financing while waiting for confirmation of funds thus preventing interruptions in the provision of assistance. This mechanism was instrumental in ensuring the maximum effectiveness of donor contributions. and enhancing operational efficiency.

WFP also counted on multi-year funding for long-term projects secured in previous years, helping to ensure the continuity of activities. This was particularly critical for resilience operations, most notably to ensure implementation was sustained at scale in the first quarters of 2022 which are critical periods for these activities.

Crisis response (SO1) had the largest share of the planned budget and was resourced at 81 percent of the annual needs-based plan. Consequently, WFP was forced to reduce some rations to 65 percent because of a lack of timely funding and procurement lead times, or switch the food assistance modality to cash to avoid reducing beneficiaries. WFP has been able to cope with different shortfalls through advanced funding, including USD 9.5 million received from internal advance financing[1] to deliver life-saving humanitarian assistance to flood-affected households in eight regions.

SO3 (nutrition) was funded at 86 percent, facing many challenges related to the timely procurement of nutritional products, which are difficult to procure at local and regional levels, and the short TDD[2] of most contributions received.

Overall, the total annual expenditure represents 70 percent of available resources across all strategic outcomes. The lower utilisation rates are due to late arrival of funds, long food purchasing lead times, unavailability of certain food commodities on the regional and international markets (including the Global Commodity Management Facility, GCMF[3]), geographical, modality and activity earmarking, reducing WFP's ability and flexibility to swiftly implement activities as planned.

Close to 76 percent of food was purchased on the local market (57,860 mt). The remaining food commodities procured through cash contributions mostly originated from the WFP GCMF (95 percent). The GCMF allows WFP to purchase commodities when prices are most favourable and reduces food delivery lead-time enabling overall programmed efficiency and effectiveness, provided resources are received in time. Where markets and security conditions allowed, WFP provided its assistance through cash transfers to reduce the long lead times associated with food procurement or the unavailability of certain food commodities (for example, specialized nutritious products).

Annual CSP Financial Overview by Strategic Outcome (Amount in USD)

	Needs Based Plan	Implementation Plan	Available Resources	Expenditure
SR 1. Everyone has access to food	180,021,523	112,216,485	162,415,158	121,216,779
SO01: Crisis affected populations, including refugees, IDPs host communities and returnees in targeted areas are able to meet their basic food and nutrition needs during and in the aftermath of a crisis	162,737,522	94,881,741	132,258,665	106,591,686
Activity 01: Provide an integrated food and nutrition assistance to crisis-affected populations (refugees, IDPs, host communities and returnees)	162,737,522	94,881,741	131,763,072	106,591,686
Non-activity specific	0	0	495,593	0
SO02: School-aged girls and boys including adolescents in targeted food insecure and pastoral regions have access to adequate and nutritious food during the school year	17,284,000	17,334,743	30,156,492	14,625,092
Activity 02: Equitably provide an integrated school feeding package to boys, girls and adolescents during the school year in a way that relies on and stimulates local production (home-grown school feeding)	17,284,000	17,334,743	29,765,723	14,625,092
Non-activity specific	0	0	390,769	0
SR 2. No one suffers from malnutrition	25,388,721	21,569,921	21,830,187	16,700,547

SO03: Nutritionally vulnerable persons and communities including children 6-59 months, pregnant women and girls, adolescent girls, in targeted areas have improved nutritional status by 2024	 25,388,721	 21,569,921	 21,830,187	 16,700,547
Activity 03: Support national nutrition programme through provision of preventive and curative nutrition services (including SBCC, local food fortification, complementary feeding and capacity strengthening) to targeted populations	 25,388,721	 21,569,921	 21,109,031	 16,700,547
Non-activity specific	 0	 0	 721,156	 0
SR 4. Food systems are sustainable	 81,225,078	 52,363,843	 94,689,234	 56,054,918
SO04: Food insecure populations and communities including those affected by climate shocks, in targeted areas have more resilient livelihoods integrated into sustainable and equitable food systems to ensure access to adequate and nutritious food by 2024	 81,225,078	 52,363,843	 94,689,234	 56,054,918
Activity 04: Provide livelihood support to food insecure and at-risk of food insecurity men, women, boys and girls, including the development or rehabilitation of natural and productive assets (FFA), climate risk management measures, and value chains	 81,225,078	 52,363,843	 93,222,349	 56,054,918
Non-activity specific	 0	 0	 1,466,884	 0
SR 5. Countries have strengthened capacity to implement the SDGs	 4,052,915	 3,746,069	 5,504,201	 2,583,948

SO05: National institutions and other partners have strengthened capacities to design and manage integrated, gender-responsive and shock-responsive food security, nutrition, social protection policies and programmes by 2024	4,052,915	3,746,069	5,504,201	2,583,948
Activity 05: Provide capacity strengthening to national, decentralised institutions and partners on coherent gender equitable and gender-transformative intersectoral policies, planning, coordination mechanisms, ownership and programme implementation, and knowledge management	4,052,915	3,746,069	5,454,460	2,583,948
Non-activity specific	0	0	49,740	0
SR 8. Sharing of knowledge, expertise and technology strengthen global partnership support to country efforts to achieve the SDGs	10,429,076	8,124,367	14,562,501	10,778,476
SO06: Humanitarian and development partners in Niger have access to common services and expertise to access and operate in targeted areas until appropriate and sustainable alternatives are available	10,429,076	8,124,367	14,562,501	10,778,476
Activity 06: Provide UNHAS flight services to partners, to access areas of humanitarian interventions	9,673,829	7,490,075	14,120,861	10,489,709
Activity 07: Provide logistics, ITC and coordination services to partners in absence of alternative to ensure humanitarian assistance as well as other supply chain services and expertise on demand	755,246	634,292	441,639	288,767
Non-activity specific	0	0	0	0

Non-strategic result	 0	 0	 180,683	 0
Total Direct Operational Costs	 301,117,314	 198,020,687	 299,001,283	 207,334,670
Direct Support Costs (DSC)	 10,447,830	 7,399,710	 13,931,161	 7,811,567
Total Direct Costs	 311,565,145	 205,420,398	 312,932,444	 215,146,237
Indirect Support Costs (ISC)	 20,200,940	 13,309,556	 13,621,799	 13,621,799
Grand Total	 331,766,085	 218,729,954	 326,734,927	 228,768,037

Programme performance

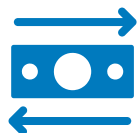
Strategic outcome 01: Crisis affected populations, including refugees, IDPs host communities and returnees in targeted areas are able to meet their basic food and nutrition needs during and in the aftermath of a crisis



2.3 million people assisted with **emergency food and nutrition interventions**



Nearly **41,600 41,600 children** received **supplementary feeding** to prevent malnutrition. Another **184,000 184,000 children, women and girls** received **MAM treatment**



45 million USD of cash transferred to **crisis response beneficiaries**



559,000 refugees, IDPs and host populations received protracted assistance and **255,000 IDPs** assisted through the **Rapid Response Mechanism**

In response to the 2022 food crisis, WFP operated an unprecedented emergency assistance scale-up reaching 2.3 million acutely food insecure people through unconditional food and/or cash assistance, combined with prevention and treatment of malnutrition. All interventions were planned and implemented in coordination with the National Food Crisis Prevention and Management Cell. WFP continued to co-lead the Food Security Cluster, supporting the cluster's progressive repositioning within the Governmental coordination, as well as the multi-sectorial Cash Working Group, providing technical analysis to define cash transfer values.

Responding to the food security consequences of forced displacement

WFP intervened to address the impact of forced displacement. This included an immediate 3-month intervention provided through the Rapid Response Mechanism (RRM)[1], during which assistance is delivered to refugees and IDPs based on a multisectoral rapid assessment. Following this initial phase, a targeting exercise was carried out by WFP to restrict assistance to food-insecure displaced and host populations and transition to protracted assistance. The exercise was done together with communities based on jointly identified socio-economic criteria and ensuring the inclusion of intersectional vulnerabilities. Refugee status and eligibility were verified via UNHCR. RRM assistance was repeatedly activated following attacks of NSAGs on populations, heightened instability in neighbouring countries and heavy flooding. Overall, 255,000 displaced were assisted by WFP via RRM and emergency protracted assistance was provided to 559,000 refugees, IDPs and host populations.

In early 2022, resourcing constraints forced WFP to conduct a prioritisation exercise and operate ration reductions to ensure continuity of assistance. The exercise ensured a minimal coverage of 50 percent of the daily caloric requirements of vulnerable IDPs and refugees living in host communities, while recently displaced persons and refugees living inside camps received 80 percent of their daily caloric requirements. Beneficiaries were informed of the reduction of rations before distributions.

In September 2022, following widespread flooding in the Zinder Region, and to support the government's national social protection intervention, WFP provided cash assistance to 52,000 affected people.

Surveys conducted among RRM beneficiaries indicated that food assistance contributed to improved food security: 82 percent of households had poor food consumption at baseline, compared to 19 percent at the endline after 3 months of assistance. With regards to the protracted assistance, beneficiary surveys showed that 84 percent had borderline or acceptable food consumption during the 2022 post lean season period - compared to 92 percent during the same

period the previous year. The slight drop in food security reflects the gravity of the crisis, as price inflation and security conditions further impeded displaced populations' access to livelihoods and affordable food.

A lean season scale-up in response to an unprecedented food crisis

In November 2021, the Cadre Harmonisé (CH) showed that a major food crisis was unfolding in Niger. In response, the Government released an Emergency Response Plan (covering November 2021 to March 2022). As part of this Plan, WFP started responding right from the first quarter of 2022 despite limited resources. In February, WFP used its available food stocks to launch an early lean season response for pastoralist communities, with in-kind food rations covering 50 percent of daily caloric requirements. This assistance was sustained throughout the peak of the pastoral lean season, for six months, thereby covering immediate food needs until the rainy season. A total of 135,000 food-insecure people benefited from WFP's early pastoral lean season assistance.

The March 2022 CH found that 4.4 million people would be acutely food insecure (CH phases 3 and 4) during the June-August 2022 lean season period. This was the highest figure ever reported by the CH in Niger, and also the first time that two departments were classified in emergency phase 4 (in the Tillabéri Region, affected by large-scale displacements and insecurity). Following these results, the Government issued the 2022 National Food Security Support Plan with a national target of 4.1 million people to be assisted. WFP subsequently revised its lean season target from 1.5 to 2.03 million people or 49 percent of the overall national objective. This revision was made possible with a significant improvement in the funding situation and the ability to swiftly shift to a cash transfer modality. Improvement in funding levels also allowed WFP to revert to full rations for all emergency beneficiaries between July and September, the peak of the lean season response.

Due to the late confirmation of funds, long lead times to purchase food commodities on the international market and limited food stocks available on local and regional markets, WFP took exceptional measures by rapidly and considerably increasing the use of cash-based transfers (CBT) to ensure that assistance was provided on time. They increased by 300 percent under SO1 compared to 2021 and ended up representing 70 percent of all emergency transfers in 2022 (compared to 20 percent in 2021). This shift in assistance modality was instrumental in allowing WFP to dramatically scale up its operations in record time. It was accompanied by close monitoring of markets to ensure that cash did not induce additional inflation, as well as measures to mitigate security, operational and financial risks.

Lean season response monitoring surveys found that the share of households with acceptable food consumption increased from 42 percent at baseline (March-April 2022) to 53 percent at the endline (September 2022). Despite the improvement, endline results still displayed worrying levels of food insecurity, highlighting the severity of the 2022 food crisis and the level of needs. On average, beneficiaries who received cash used 69 percent of the transfer to buy food and 7 percent to repay debts.

Preventing and treating malnutrition in emergencies

All WFP CBT and in-kind emergency interventions in 2022 were combined with the prevention and treatment of malnutrition activities. As such, nearly 41,600 children aged 6 - 23 months among households receiving food assistance benefited from supplementary feeding for the prevention of malnutrition. WFP also provided emergency support to the Ministry of Health for the treatment of moderate acute malnutrition (MAM) among children 6-23 months and pregnant and lactating women and girls, as well as for caretakers of severely malnourished children with medical complications. This extended to 694 nutritional centres in 25 departments of the Diffa, Maradi, Tahoua, and Tillabéri Regions. 183,882 beneficiaries were assisted during the year.

MAM treatment performance indicators were above 2022 targets and beyond sphere standards, with a recovery rate reaching 93.68 percent and a fatality rate reaching 0.13 percent. Dropout and non-responder rates remained at 5.35 percent and 0.83 percent respectively. Physical access (distances to health centres, poor transportation and insecurity) remained the main factor limiting the reach of nutrition treatment in emergency areas. Global shortages of nutrition items also severely impacted procurement lead time and forced WFP to operate substitutions to ensure treatment continuity.

Challenges in implementing emergency operations

Overall, there were three main constraints affecting crisis response in 2022: late funding for emergency activities vis-à-vis the lean season response schedule; operational bottlenecks associated with the sudden scale-up of cash transfers (e.g. availability of cash at regional banks, restricted number of financial services providers); security and access.

Humanitarian access constraints continued to hinder and delay operations, in particular the Government restrictions on humanitarian staff movement in parts of the country and the requirement to use armed escorts in conflict-affected areas. To overcome this challenge, WFP closely coordinated the development of a pragmatic access strategy with national authorities and humanitarian partners. WFP also delocalised distribution sites, adjusted distribution schedules, and relied on third-party monitors as required.

The Ukraine crisis aggravated the food prices situation on the international and regional markets, affecting WFP’s food procurement due to higher purchasing costs and unreliable supplier commitments on the local market. WFP was able to identify local traders and timely purchase 15,000 mt of cereals and pulses at the start of the lean season scale-up. WFP also leveraged the GCMF and advanced financing solutions to reduce lead times where possible.

WFP GENDER AND AGE MARKER

CSP ACTIVITY	GAM MONITORING CODE
Provide an integrated food and nutrition assistance package to crisis-affected populations (refugees, IDPs, host communities and returnees) (Activity category 1: Food, CBT)	3

Strategic outcome 02: School-aged girls and boys including adolescents in targeted food insecure and pastoral regions have access to adequate and nutritious food during the school year



Over 279,000 girls and boys received daily hot meals in schools



Over 29,300 girls received scholarships, amounting to USD 1.3 million



2,306 mt of food were purchased on the local market, equivalent to USD 1.4 million directly injected into the local economy



1,586 elementary schools supported with school feeding

In line with the national vision set out in the 2020-2023 Education sector transitional plan, WFP supports the Government in leveraging school feeding as a means to increase food security among children, but also as an investment in human capital by bolstering child attendance, retention and learning capacities, additionally to a concrete avenue to tackle gender-based inequalities. School health and nutrition is seen as a necessary condition for ongoing education reforms to remain a success, including the upgrade of school infrastructure and classroom capacity, the rollout of boarding schools for girls, and the roadmap to enrol children from displaced families. The national school feeding commitment was materialised by Niger's engagement in the Global School Meals Coalition, reiterated by the President during the World Summit on Education Transformation in August 2022. The benefits of school feeding, as well as the importance of expanding coverage beyond its current level (11 percent), were among the key messages relayed by the Minister of Education during a high-level advocacy event organised jointly with WFP in Niamey in December.

WFP's school feeding programme is implemented through the Ministry of Education, in close collaboration with other line Ministries such as Agriculture and Health as well as in collaboration with school health and nutrition partners such as UNICEF and the World Bank. Owing to renewed national and donor interest, the programme has progressively expanded.

A total of 279,005 children (127,505 girls and 151,500 boys) were provided with daily meals in 1,586 elementary schools during the 2021/2022 and 2022/2023 academic years. Among these schools, 64 percent received conventional in-kind food transfers, while 36 percent received cash transfers allowing the schools to purchase food from local markets. This represented a great opportunity to develop the homegrown school feeding (HGSF) approach.

School feeding has contributed to improving access to education, especially for girls. Between 2021 and 2022, enrolment rates increased by 16 percent (18 percent for girls) in targeted schools. This is considerably higher than the yearly target of 3.8 percent and retention and attendance rates also remained high. However, the increase is also related to the negative impact of COVID on enrolment rates in previous years.

WFP provided educational cash transfers to adolescent girls in primary and secondary schools, conditioned by school attendance. This is done both as part of the resilience package (in FFA activities), and under emergency school feeding activities in conflict-affected areas (such as the BBGE[1] project). In total, WFP supported 29,372 girls in 880 schools with USD 1.3 million in cash support. A survey conducted by WFP among 172 supported schools in December 2022 highlighted the impact of scholarships on girls' education. The end-of-year pass rate was 62 percent for girls with scholarships compared to 42 percent for girls without scholarships in the same class. In resilience areas, retention rates were similar between both groups but in emergency school feeding areas the retention rate was much lower for girls not receiving transfers (85 percent) than for girls receiving (93 percent).

School feeding as part of the resilience package

In Niger, school feeding constitutes a core element of the resilience package and schools are considered as the main platform for resilience integration. As such, school feeding is implemented in synergy with other WFP and partners' activities. Building upon the HGSF approach, linkages were fostered with FFA and Smallholder Agricultural Market

Support activities (both implemented under Strategic Outcome 4). Schools receiving cash transfers purchased part of their food requirements from local smallholder farmer organisations. This contributed to boosting local demand and stimulating local production in communities that were previously facing chronic food insecurity. This constitutes a key contribution to the resilience progression strategy. In 2022, a total of 2,306 mt of food were purchased locally under the cash-based school feeding component. This is equivalent to USD 1.4 million directly injected into the local economy[2]. Through the NORAD[3] project focused on capacity strengthening, WFP will continue to reinforce the linkages between smallholder farmers' organisations and school canteens to ensure a regular supply of schools with local and nutritious food. WFP also promoted purchases from local food transformation units producing fortified food based on local production, to strengthen local food systems and enhance access to adequate and nutritious diets among school children.

The rollout of complementary activities in schools continued throughout the year in resilience sites, improving the school environment, providing economic opportunities and serving as entry points for the promotion of better health and nutrition practices. Such activities included the rollout of more effective and safer energy solutions for cooking, the setup of school-based vegetable gardens, small milling units and school livestock herds, as well as hand washing devices. Sensitisation activities were carried out, covering nutrition practises, the importance of girls' education, early marriages and early pregnancies, and gender-based violence.

Joint efforts to support girls' education

School feeding is considered a powerful tool to promote girls' education, reduce gender-based inequalities and tackle gender-based violence. Evidence shows that school feeding reduces the probability of girls dropping out by 4.5 times[4]. WFP Niger's SO2 strategy is particularly geared towards enhancing access to education. For example, the BBGE project, implemented with UNICEF and UNFPA, promotes a multi-sectoral approach to accelerating girls' access to education and empowering them to break the intergenerational cycle of malnutrition. The project, coordinated by the national 3N Initiative, focuses on conflict-affected regions. WFP's school meals and scholarships for girls are complemented by sensitisation, WASH and health activities provided by UNICEF and UNFPA. A joint mission conducted in September 2022 presented an opportunity to take stock of achievements, assess the level of implementation and draw lessons from the first phase of implementation of the programme.

Lastly, WFP also assisted two boarding schools, hosting 579 girls in Kellé.

Emergency school feeding

During the year, the education system in Niger was challenged by several crises such as forced displacement linked to armed conflict, floods, food shortages and epidemics. Repeated non-state armed groups' attacks led to the closure of 878 schools, mostly in the Tillabéri Region, preventing 74,000 students (49 percent girls), from going to school. In response, the Ministry of Education announced a roadmap for the creation of 21 "grouping centres" and 91 "host schools" to accommodate displaced children, as well as the implementation of an emergency school feeding scheme.

WFP actively supported the Government-led consultations on emergency education and committed to expanding school feeding in areas affected by forced displacement. WFP also provided valuable training support to education partners on cluster coordination, emergency education and the development of narrative and financial reports recommended by ECW[5].

However, at the start of the 2022/2023 academic year, only three "grouping centres" were effectively operated by the Ministry of Education. WFP assisted all three centres with school feeding, contributing to class continuity and attendance for 1,426 children, including many displaced children. In total, WFP assisted 59,009 children with emergency school feeding.

In addition, emergency school feeding and scholarships for adolescent girls were delivered in the conflict-affected regions of Tahoua and Tillabéri, in collaboration with Plan International and World Vision, under the Education Cannot Wait/ PAQUES (Programme d'Appui à l'Education de Qualité en Situation d'Urgence) project. A total of 7,500 students, including 2,923 refugees, benefited from this intervention.

Innovation as a means to enhance programme efficiency

In 2022, the School Connect pilot was conducted in 50 schools, an example of collaboration on digital solutions with the National Agency for the Information Society (ANCI). The solution allows the Government and WFP to better monitor school attendance, daily consumption of meals by students, and the management of stocks while generating useful reports to support operational decision-making and policy recommendations. Based on the success of the pilot phase, School Connect is now planned for expansion to all 440 schools benefiting from the school meal programmes in the Zinder Region during the 2022-2023 academic year.

WFP GENDER AND AGE MARKER

CSP ACTIVITY	GAM MONITORING CODE
Provide an integrated school feeding package to boys, girls and adolescents during the school year in a way that relies on and stimulates local production (HGSF) (Activity category 4: Food, CBT and CS)	4

Strategic outcome 03: Nutritionally vulnerable persons and communities including children 6-59 months, pregnant women and girls, adolescent girls, in targeted areas have improved nutritional status by 2024



475,000 malnourished children, pregnant and lactating women and girls treated in **707** health centers in resilience areas



342,553 people reached through nutrition sensitisation and learning in community sites (FARN) in **1,049** villages



12 WFP-supported transformation units produced **108 mt** of locally fortified foods

In addition to emergency nutrition under SO1, WFP delivers a comprehensive package of nutrition prevention and treatment interventions as part of the integrated resilience programme (SO3).

Treating acute malnutrition in areas of resilience programming

In 2022, WFP supported the Ministry of Health to address malnutrition in 707 nutritional centres of the Agadez, Maradi, Tahoua, Tillabéri, and Zinder Regions prioritised under the resilience programme. This included the treatment of moderate acute malnutrition (MAM) for children 6-23 months and pregnant women and girls, as well as support to caretakers of severely malnourished children being treated as patients in health centres (by UNICEF and WHO). Close to 475,000 malnourished children, pregnant women and girls were treated in 2022. The intervention was accompanied by technical support to the Ministry of Health to enhance its operational and food-handling capacities.

Performance indicators were well above 2022 targets and beyond sphere standards. The recovery, fatality and dropout rates [1] represented a respective 96 percent, 0.7 percent, and 3 percent. WFP covered 58 percent of the national 6-23 months target, 84 percent of the targeted children, 123 percent of the targeted women and 116 percent of the targeted caretakers.

Treatment of acute malnutrition faced several challenges. Physical access constraints (distances to health centres, poor transportation and insecurity) limited the coverage of needs in areas of resilience programming while global nutrition commodity shortages severely impacted procurement lead times and forced WFP to operate substitutions to ensure treatment continuity. Donor geographical earmarking did not allow WFP to reallocate commodities as needed, therefore limiting its ability to minimise the shortages (particularly in Agadez Region) and resource constraints prevented WFP from expanding MAM treatment to include those aged 24-59 months.

Overall, the intervention met its objectives but in a context where an estimated 50 percent of malnourished children remain beyond reach in the covered municipalities, WFP will need to review its programming approach, including through the intensification of community-based prevention and treatment alternatives.

Expanding community-based nutrition learning and rehabilitation centres

WFP continued to expand the community-based nutrition learning and rehabilitation centre approach (known as FARN) in resilience sites. The principle of FARN is to build the community capacity, focusing on mothers, to screen, prevent and treat moderately malnourished children aged 6-59 months. Mothers and caretakers are placed in peer-support groups and participate in sensitisation and culinary demonstration activities, learning all about nutritious meal preparation using locally available and affordable foods. The aim is to build on community support, reduce travel times and reduce dependency on imported specialised nutritional foods. FARN also serves as a platform to deliver awareness-raising sessions for the entire community, including men, on essential family practices on nutrition but also family planning, WASH and health. These sessions reached 342,553 people with capacity-strengthening support in 2022.

WFP increased the number of villages with FARN from 888 to 1,049 between 2021 and 2022 and across Diffa, Dosso, Maradi and Tahoua Regions. In 2022, close to 240,000 children aged 6-59 months were screened for malnutrition in FARN. Results show an average global acute malnutrition (GAM) rate of 4.9 percent across all FARN villages, much lower than the national GAM rate of 12.2 percent (as per the 2022 SMART survey) and similar to GAM rates in FARN villages during the previous year (4.5 percent in 2021). Despite the unprecedented food crisis, malnutrition rates remained stable between 2021 and 2022. The impact of FARN on malnutrition will be further measured in a 2023 study.

In addition to being an effective local solution to prevent and treat malnutrition, FARN also represents a platform to link with other components of the resilience package, such as FFA and vegetable gardens. Some of the crops or vegetables produced through FFA or market gardening activities are used for culinary demonstrations organised by the FARN. FFA or gardening beneficiaries are then able to use their produce to diversify their children's diets, thereby applying the good practices and recipes taught by the FARN. Also, 1,227 improved cookstoves built via FFA activities were distributed to FARN for the demonstrations, as part of broader efforts to reduce reliance on firewood and to reduce the health impact of traditional three-stone fire pits.

Supporting value chains of locally produced fortified food, and nutrition-sensitive food systems

In a context marked by endemic acute and chronic malnutrition, addressing malnutrition requires more than prevention and treatment. A food system approach is therefore crucial. WFP continued investing in local value chains of locally procured and transformed fortified food. The objective is to expand the supply and demand of nutritionally adequate food, reduce reliance on imported food, and stimulate the local economy, all the while empowering women as they represent 80 percent of the cooperative members that are managing small local food processing units (FOPAT[2] project).

Similarly, the Food Crisis in the Central Sahel (CRIALCES) project looked at improving nutrition by strengthening national food systems in the most volatile regions (Tillabéri and Tahoua). The approach included a supply dimension, through training for 37 farmer organisations focusing on production techniques for rainfed and market garden crops, quality management, organic compost production, biopesticides and choice of bio-fortified seeds, as well as through the provision of equipment to enhance storage and processing capacities. WFP also supported local shopkeepers with marketing tools and training on marketing basics and good storage practices for fortified food items and worked with national institutions to promote adequate food quality control procedures. WFP supported five production units that produced 86 mt of fortified food. Across the CRIALCES and FOPAT projects, eight new norms were elaborated to support the National Regulatory Framework and National Laboratory.

The approach promoted local demand for fortified food, through a combination of social and behavioural change communication and vouchers. This included intensive awareness-raising sessions, radio communication training (benefiting 87 radio stations) with broadcasts reaching 7,356 villages during the lean season and the provision of value vouchers to households with children aged 6-23 months and pregnant or lactating mothers. The vouchers are an incentive to purchase from local shopkeepers that sell locally produced fortified food. The first effects were notable, as monitoring data pointed towards an overall decrease in SAM prevalence among children. The analysis also revealed that mothers appreciated the choice given through value vouchers and revealed a trend leaning towards nutritious rather than energy foods.

Along the same logic, the FOPAT project aimed at promoting the supply and demand of locally fortified food for general consumption. In 2022, seven community-level units produced 21.8 mt of fortified foods (peanut oil, millet and niébé flour) against 816 kg the year before.

WFP-supported transformation units participated in the Sahel 2022 and FESTIMIL[3] events. The Danja cooperative, a small enterprise supported under the FOPAT project and producing peanut oil fortified with vitamin A under the label "la Nigérienne", was awarded the Sahel 2022 "prize of the President".

Supporting treatment adherence for people living with HIV (PLHIV)

As part of the partnership with the MoH and under the social protection agenda, WFP provided cash grants to people living with HIV (174 out of 200) in the regions of Tahoua and Zinder for their adherence to treatment during the first six months of treatment. Beneficiaries each received USD 154 for six months, and were selected using targeting criteria formulated and validated by the Ministry through the National AIDS and Hepatitis Control Programme (PNLSH), the Association of People Living with HIV/AIDS (RENIP+), UNAIDS and WFP.

Institutional capacity support

As part of institutional support, WFP facilitated trainings on several topics targeting the Ministry of Health and Cooperating Partners. Trainings were organised for NGO staff on community nutrition in the regions of Diffa, Dosso, Maradi, Tahoua and Tillabéri, for Government health workers on food management in the Tillabéri Region, and for Government agents on the 2022 SMART nutrition survey in Niamey and Dosso.

WFP GENDER AND AGE MARKER

CSP ACTIVITY	GAM MONITORING CODE
Support national nutrition programme through provision of preventive and curative nutrition services (including SBCC, local food fortification, complementary feeding and capacity strengthening) to targeted populations. (Activity category 6: Food & CBT, CS)	4

Strategic outcome 04: Food insecure populations and communities including those affected by climate shocks, in targeted areas have more resilient livelihoods integrated into sustainable and equitable food systems to ensure access to adequate and nutritious food by 2024

FFA

Over **853,000 beneficiaries** took part in **food assistance for assets (FFA) activities** in **2,000 villages**, receiving cash or food transfers



45,000 children (aged 6-23 months) of FFA beneficiaries received **supplementary feeding**



46,000 hectares of **degraded land rehabilitated in 2022**, bringing the total area of land rehabilitated by WFP since 2014 to 230,000 hectares



More than **70,000 mt of cereals and pulses** were **produced in the rehabilitated community fields**



118,000 drought-affected people received **monthly cash transfers from WFP** in alignment with the national adaptive social protection programme



756 mt of millet and cow peas purchased by WFP from **1,788 smallholder farmers** (including **877 women**)

In Niger, 80 percent of the population relies on natural resources for their daily subsistence. Asset creation and livelihood activities implemented under SO4 are therefore the main entry point for WFP's integrated resilience package, which is implemented in chronically food-insecure and shock-prone areas.

SO4 activities look at strengthening livelihoods in the long term by restoring natural resources and increasing agricultural and pastoral productivity, complemented by the Smallholder Agriculture Market Support (SAMS) approach to improve access to markets. SAMS also connects farmers to WFP's pro-smallholder farmer procurement and diversifies income sources. The cornerstone of land rehabilitation and agro-pastoral production activities is food assistance for assets (FFA), including through techniques such as half moons and zaïs, allowing vulnerable households to create assets whilst provided with a cash or food transfer to meet immediate and essential needs. Technical expertise on local value chains is provided, complemented by income-generating activities, primarily targeting women, such as the production of irrigated market gardens, or the production of peanut oil, poultry raising, and tailoring.

Scaling-up assets' creation and livelihoods support to an unprecedented level

WFP operated a major scale-up of its resilience programme, reaching 2,000 villages of which 588 villages were newly established in 2022. Each new resilience site was selected through a territorial approach, prioritising areas recurrently affected by food insecurity and shocks.

Over 853,000 beneficiaries took part in FFA activities, receiving cash or food transfers while the rehabilitation of agro-pastoral resources benefit the wider community. A total of 12,000 mt of food and USD 27.3 million in cash were transferred to the beneficiaries. These transfers were systematically combined with supplementary feeding to prevent malnutrition among 45,000 children (aged 6-23 months) in beneficiary households.

An estimated 70,000 mt of cereals and pulses were produced in the rehabilitated community fields. WFP expanded irrigated market gardens at the family, community, or school levels. More than 92,000 people grew fruits, vegetables and moringa in 36 new market garden sites equipped with solar-powered pumps. These gardens have a significant impact in maintaining adequate food consumption (two or four harvests a year) and providing alternative sources of income compared to surrounding villages entirely dependent on rain-fed agriculture[1].

WFP applied key guiding principles when rolling out FFA interventions:

Ensuring geographical convergence, and scaling asset creation proportionate to environmental issues.

Putting communities and Government technical services in the driving seat.

Understanding and adapting the interventions to local agroecological and social specificities, through community-based participatory planning (as part of the Three-Pronged Approach).

Ensuring synergies with other components of the integrated resilience package.

Leveraging partnerships with expert organisations (FAO, UNICEF, GIZ, USAID-funded RISE II NGOs).

Committing over time (at least five years) to reach sustainable impact.

Integrating asset creation and livelihoods in other components of the resilience package

Under the SAMS initiative, WFP purchased more than 756 mt of millet and cowpeas (worth around USD 430,000) from 21 farmer organisations (1,788 smallholder farmer members, of which 877 were women). The volume of purchases decreased from 2021 due to the drought-induced drop in production as well as to the decision to refocus purchases to the surplus of farmer organisations. Farmers' organisations received transportation, storage and processing equipment to limit post-harvest losses and to enhance food quality. The smallholders benefitting from WFP purchases are in many cases current or former FFA beneficiaries who are now able to produce surplus thanks to FFA activities.

As part of the regional CRIALCES project, which promotes the supply of locally produced fortified foods, 37 farmers' organisations (11,386 women, 29,279 men) were trained on crop/vegetable production, processing, quality control and marketing techniques for fortified peanut oil and fortified millet flour.

Resilience sites were used as the entry point for fuel-efficient solutions that help reduce dependency on firewood, while also reducing smoke-related health risks. Nearly 38,450 fuel-efficient stoves were built in homes, 734 in schools benefiting from school feeding and 1,227 in FARN.

Through FFA, WFP addressed factors that compel people to migrate, creating food security conditions that encourage people, including youth, not to abandon their land and homes.

Progressing from assistance to self-sufficiency

In 2022, WFP rolled out the resilience "progression strategy". Out of WFP's 2,000 resilience villages, 551 were transitioned out of FFA. Supported since 2014, the households stopped receiving FFA assistance. Technical assistance was intensified to ensure that farmers could increase the volume and value of their production and connect to broader food systems. The partnership with RISE II partners and GIZ's ProRes programme proved critical given the complementary expertise on livelihoods and market-oriented income-generating solutions.

Impacts at scale

A NASA study commissioned by USAID shows that, on average, vegetation cover increased by 55 percent in FFA sites six years after the start of land rehabilitation activities. Communities engaged in FFA rehabilitated 46,000 hectares of degraded land in 2022, bringing the total area of land recovered since 2014 to 230,000 hectares. WFP's recovered land has the potential to sequester over 20 million tons of carbon dioxide by 2030. This represents as much as 60 percent of Niger's national carbon sequestration objectives by 2030. In 2023, WFP will continue to scale up and refine its use of remote sensing technologies to monitor the impacts of land rehabilitation activities and to work with WFP's in-house Asset Impact Monitoring from Space (AIMS) unit while building the Ministry of Environment's capacity to use drones in FFA sites.

Results from the post-distribution monitoring survey, conducted in December 2022 among a sample of 5,355 beneficiary households, found that food security levels kept improving in 2022 despite the drought and price crisis. The share of resilience programme beneficiary households with acceptable food consumption increased from 56 percent to 68 percent between December 2021 and December 2022. The same trends are seen among households who stopped receiving FFA transfers in 2022 and transitioned to technical assistance: the share with acceptable FCS increased from 61 percent in 2021 to 70 percent in 2022.

Close to 90 percent of FFA beneficiaries indicated that they increased or diversified their production and income - including through crop diversification, off-season irrigated vegetable gardening and income-generating activities. Over 50 percent also indicated that they had used the techniques learned through the programme on their own plots of land, outside of FFA activities. On average, beneficiaries reported that they had produced crops worth USD 207 through FFA activities in 2022, and vegetables/fruits worth USD 119 through market gardens.

Investing in the national Adaptive Social Protection (ASP) system

WFP's support to ASP aims to ensure that when shocks occur, vulnerable households' food security is preserved, their crisis coping capacity enhanced, and national shock-responsiveness is improved and expanded. To provide a coordinated response and avoid duplications, WFP, World Bank and UNICEF aligned their responses with the

government's emergency drought response plan, under the Social Safety Nets Unit (CFS) in terms of geographical targeting, amounts and duration of assistance.

WFP expanded the drought response pilot conducted by the CFS and assisted over 118,000 people with monthly cash transfers for 12 months. The beneficiaries were located in eight drought-affected communes classified as extremely vulnerable. In addition to cash, complementary services such as nutrition messaging were provided to ensure that the drought social protection response remained nutrition-sensitive.

In August 2022, WFP supported 48,000 smallholder farmers to scale up water harvesting, market gardening and protect agricultural inputs through anticipatory cash transfers as part of the CERF anticipatory action framework. WFP also disseminated early warning information to 162,249 people to help avoid negative coping strategies, such as the premature selling of harvests.

Parallel to WFP's direct assistance to the population, technical and financial support was provided to the CFS to strengthen its planning and coordination of shock-responsive interventions and to the social registry unit to improve users' and providers' understanding of legal aspects of data sharing and protection.

WFP GENDER AND AGE MARKER

CSP ACTIVITY	GAM MONITORING CODE
Provide livelihood support to food insecure and at-risk men, women, boys and girls, including the development or rehabilitation of natural and productive assets (FFA), climate risk management measures, and value chains (Activity category 2: Food & CBT, CS)	4

Strategic outcome 05: National institutions and other partners have strengthened capacities to design and manage integrated, gender-responsive and shock-responsive food security, nutrition, social protection policies and programmes by 2024



WFP's **integrated resilience programme** reached **1.8 million people** through rural development, nutrition and education activities in **2,000 villages**



15,607 government and partner organisation staff received **technical assistance and trainings**



Among the **848 WFP resilience villages** located in extremely vulnerable municipalities, **80 percent** were **not classified as extremely vulnerable**



Climate information services reached **1.8 million local stakeholders** and farmers during the rainy season

In 2022, WFP pursued CSP objectives aimed at strengthening the capacities of national and decentralised institutions and scaling up the integrated resilience programme through SO5.

Strengthening capacities of national and decentralised institutions

As a result of capacity-strengthening support, WFP partnered with 23 national institutions and universities, supporting the development of tools and products for emergency preparedness and response, shock-responsive social protection, and resilience-building. An estimated 15,607 government and partner organisation staff received technical assistance and training on food security assessments, land and water rehabilitation techniques, participatory planning for resilience (Three-Pronged Approach or 3PA), climate services, school canteen management, nutrition-sensitive programming, gender and protection.

The institutional capacity strengthening efforts contributed to:

Improving programme quality and enhancing national ownership on resilience building, supporting technical ministries and universities. WFP renewed agreements with the Ministries in charge of Agriculture, Livestock, Environment and Hydraulics on research and collaboration on land rehabilitation, agricultural development and natural resource management, with the Ministry of Health on malnutrition prevention and treatment, and with the Ministry of Education on school feeding. WFP also worked with six universities and two research centres to link research to resilience efforts. This included internships provided to 35 students to conduct research on the impact of resilience activities.

Promoting decentralisation and local planning with the Ministry of Community Development (MATDC) and regional councils on the elaboration of regional and municipal development plans using the WFP 3PA tools for seasonal livelihoods programming (SLP) and community-based participatory planning (CBPP). WFP supported the MATDC in carrying out 5 SLP and 35 CBPP, as well as training for researchers from the Sahel Universities Network for Resilience (REUNIR).

Supporting the implementation of Niger's 3N ("Nigeriens Nourish Nigeriens") food security vision, including through the operationalisation of the "convergence communes" (C2C) approach with the High Commission for the 3N Initiative.

Enhancing government food security assessments, technical assistance and response coordination through the National Food Crisis Prevention and Management Cell (DNP-GCA) and the Ministry for Humanitarian Action (MAH). On the analysis side, activities focused on technical and financial support to national food security analyses (in particular the Cadre Harmonisé); the national market monitoring system and flood impact assessments. WFP also developed and trained government staff on an innovative satellite-based methodology to measure how conflict is impacting the amount of land being cultivated every year. Results were used to inform the Cadre Harmonisé for hard-to-reach areas where field surveys are not possible and where there is limited quantitative food security data. Capacity-building efforts also sought to strengthen humanitarian response coordination, in particular for the lean season and floods.

Enhancing the design of the Government's social protection system to make it more shock-responsive and nutrition-sensitive in collaboration with the DNP-GCA's CFS, SRU [1], World Bank and UNICEF. These efforts contributed to the design of a coordinated shock-responsive safety net response in 2022. Assistance was provided to strengthen the coordination role of the CFS[2], to conduct a study on triggers for specific types of agricultural shocks with the National Early Warning System (SAP) and the CFS, and to capitalise on best practices and improve the implementation of future social protection interventions through an after-action review workshop. WFP also supported the unified social registry database development and personal data protection awareness-raising.

Strengthening the operationalisation of the Humanitarian-Development-Peace Nexus, promoting transitory and durable solutions in fragile contexts under the leadership of the Ministry of Humanitarian Action and the Tripartite technical committee on HDP nexus (CTTNUD). WFP contributed to the definition of national guidelines for assistance to the displaced and returnees, to the operationalisation of the HDP at central and regional levels (including through the rollout of resilience programmes in fragile settings) and remained an active member of the Working Group on IDPs, returns and durable solutions.

Disseminating climate information to smallholder farmers working with the National Meteorological Agency and promoting national policies and strategies on climate change with the National Environment Council for Sustainable Development. WFP supported the Government in providing climate information services reaching 1.8 million local stakeholders and farmers during the rainy season to help them mitigate climate risks via in-person training, community radios and mobile phones. WFP also supported the development of a national Low-Carbon strategy that includes actions to be taken by 2050 as part of the implementation of Nationally Determined Contributions, trained technical Ministries on climate change and gender, participated in the UNFCCC COP 27 and held the annual consultation of climate adaptation stakeholders in Niger.

WFP also played a leading role in the elaboration of the new Common Country Assessment (CCA) and UNSDCF plan for 2023-2027, in line with the new PDES. As the co-lead of the Rural Modernization and Climate Change UNSDCF pillar, and an active member in the other pillars, WFP shaped stakeholder discussions on food systems, food security, nutrition, resilience, risk and disaster management, natural resources management and supported the elaboration of a joint flagship programme under this thematic area.

Scaling-up integrated resilience programming as a means to tackle vulnerability

In Niger, the strategic and operational piloting of WFP's integrated resilience programme lies with Strategic Outcome 5. WFP engaged in another major scale-up of its integrated resilience programme in 2022, reaching 1.8 million people through rural development, nutrition and education activities in 2,000 villages. Although the country faced its worst food security crisis in a decade, villages participating in the WFP resilience-building programme coped better than neighbouring villages: among the 848 resilience villages located in municipalities classified as extremely vulnerable, 80 percent were not classified as extremely vulnerable. As a result, half a million people did not need humanitarian assistance in 2022 thanks to multiyear investments and reduced vulnerabilities. Findings from studies and monitoring surveys highlighted that the integrated resilience programme had consistent positive effects. These include improved access to natural resources and increased agropastoral production, more diversified livelihood opportunities, strengthened social cohesion and reduced natural resource-based conflicts, and improved diets (with the share of children aged 6-23 months consuming an acceptable diet more than doubling since the start of the programme), reduced hardship of daily chores and improved access to basic services, especially for women.

WFP Niger pursued complementarity efforts with UN and NGO partners for greater resilience impact, including with RBA agencies (FAO and IFAD), UNICEF (on livelihoods, agriculture and land rehabilitation, nutrition, education and WASH), UNFPA (on girls' access to education), USAID-supported RISE II partners and GIZ/PRORES (on WASH, income-generating activities, local early warning systems).

WFP continued its collaboration with the World Bank's Development Impact Evaluation (DIME) Group to assess the impact of the integrated resilience programme and established new partnerships with the International Food Policy Research Institute (IFPRI) and local research institutes to better understand and measure how WFP programmes are impacting social cohesion and conflict dynamics, especially in areas with a high prevalence of refugees and IDPs.

In line with the "Progression" strategy, 250,000 FFA beneficiaries stopped receiving transfers but continued receiving technical support. Experience shows that progression sites are faring well in terms of enhanced knowledge of agropastoral techniques, increased production, and reduction of negative coping strategies. Resilience key performance indicators show that the largest and most consistent impacts are in terms of income diversification and reduction in malnutrition among children aged 24 - 59 months.

Investing in the Triple Nexus

WFP launched a new HDP Nexus project in the Tillabéri Region aimed at contributing to social cohesion among IDPs, refugees and host communities through a multifaceted package of interventions. Targeting fragile and buffer zones and security permitting, the approach allows WFP emergency response beneficiaries to gradually transition

towards the integrated resilience package of interventions, including social cohesion and ensuring protection and conflict-sensitivity throughout the project cycle. This project represents an opportunity for WFP to consolidate learning from ongoing nexus programming.

WFP GENDER AND AGE MARKER

CSP ACTIVITY	GAM MONITORING CODE
<p>Provide capacity strengthening to national, decentralized institutions and partners on (i) coherent and gender-transformative intersectoral policies; (ii) planning; (iii) coordination mechanisms; (iv) ownership and programme implementation and (v) knowledge management (Activity category 9: CS)</p>	<p>4</p>

Strategic outcome 06: Humanitarian and development partners in Niger have access to common services and expertise to access and operate in targeted areas until appropriate and sustainable alternatives are available



UNHAS provided safe and reliable air transportation for **169 user organisations**, using **2 fixed-wing aircrafts**



17,276 passengers were **transported** across the country to reach intervention areas



30 metric tons of light cargo were **transported to support relief interventions**



18 medical evacuations were **facilitated** during the year

The United Nations Humanitarian Air Service: UNHAS

UNHAS needs for 2022 were estimated at USD 10.6 million. Thanks to the contributions from donors and the revenue generated from its partial cost recovery system[1], UNHAS was able to sustain its operations throughout the year. In 2022, UNHAS Niger operated with a fleet consisting of one 35-seater Dash 8-106 aircraft and one 35-seater Embraer 135LR available for 169 registered user organisations, including NGOs, UN agencies and the Diplomatic community. Throughout 2022, UNHAS transported 17,276 passengers, with a monthly average of 1,440 booked passengers transported. In November 2022, 2,003 passengers were transported, breaking the record for most passengers transported in one month since the beginning of the UNHAS Niger operations in 2008. This demonstrated the importance of the UNHAS service in a context where needs were constantly growing and access to vulnerable people was paramount. UNHAS also transported 30 mt of light cargo and undertook 18 medical and one security evacuations.

From Niamey, UNHAS continues to serve Maradi, Zinder, Diffa, Tahoua, Agadez and Dirkou. The jet aircraft Embraer-135, which was introduced in May 2021, was welcomed by the user community and by UNHAS as it shortened flight times on longer routes. Shorter flight times also meant that contractual costs were comparable to or even better than the Dash 8-106. Thanks to its reliability and reduced flight time, the jet aircraft Embraer-135 allowed to increase performance and reduce the cost per km. Nevertheless, with the 2022 passenger increase (close to 2,800 additional passengers compared to 2021), UNHAS Niger might be considering a fleet review in 2023, introducing an Embraer 145LR (50 seaters aircraft), to save flight hours and to keep on decreasing the cost per passenger per kilometre while increasing transport capacity.

In February and March 2022, UNHAS Niger cancelled 42 flights due to weather conditions and poor visibility during the harmattan season. Zinder and Diffa were especially affected by the cancellations due to poor equipment and navigation/landing assistance procedures at both airports, on both airstrips. Thanks to the good partnership between UNHAS Niger and ASECNA[2]/AANN[3] and ANAC (Civil Aviation), a RNAV procedure (specific Navigation and Landing procedure by GPS) was updated for Zinder in March 2022 and the RNAV procedure for Diffa should be created by the beginning of 2023. The two procedures will allow safe landing and take-off during the harmattan season, also decreasing the possible cancellations of flights during the same period.

With the road network deteriorating and the prevailing insecurity situation in the country hindering the overall effectiveness of assistance in remote communities, UNHAS air service proved to be one of the safest ways to reach those areas of the country. UNHAS fulfilled its overall objective to support the overall humanitarian response by enabling access to populations in need. UNHAS has enhanced access to the beneficiaries and ensured project implementation sites through safe, effective and efficient passenger air transport service. UNHAS has also supported the delivery of light humanitarian cargo such as medical supplies, high-energy foods and ICT equipment while increasing timely response to medical and security evacuations for the humanitarian community.

UNHAS Niger continues to uphold strong relations with Civil Aviation Authorities and other pertinent local and regional authorities such as the ASECNA. ASECNA provides UNHAS with services such as air navigation control, aircraft guidance,

traffic and weather forecast information, and airport infrastructure maintenance. ASECNA continues to be the only authorised structure for these services in West Africa.

As a humanitarian assistance enabler, UNHAS aligned its services to the needs of the user organisations expressed through User Group meetings and user satisfaction surveys. UNHAS also worked with relevant Government counterparts to enhance the technical capacities of civil aviation personnel through various trainings, which includes trainings conducted through the Safety Management System. In 2022, one Provision of Access Satisfaction Survey (PASS) and one Passenger Satisfaction Survey (PSS) were conducted, with a resulting overall user satisfaction rate of 94 percent.

Particularly in complex areas, with access or security issues (notably Diffa), UNHAS worked closely with OCHA, UNDSS, and other agencies and NGOs, as well as the UNHCT and the Humanitarian Civil-Military Coordination (CMCoord) to coordinate movements and share information regarding potential threats associated with the transport or distribution of assistance, as well as the safety and security of beneficiaries and staff delivering assistance. Adjustments are made accordingly.

Persistent insecurity continues to affect the country, with unrelenting non-state armed groups attacks, especially in the regions of Tillabéri, Tahoua, Maradi but also Diffa. UNHAS Niger will continue to play a critical role in the humanitarian workers' movement and in ensuring that they have adequate access to assist refugees and IDPs with food, medical supplies, and shelters. In addition, UNHAS carries out medical evacuations for refugees, migrants, and the transportation of light cargo such as medicines. UNHAS has established a weekly flight schedule shared with user organisations and which will be adjusted in the event of a sudden onset crisis such as an upsurge of refugee influxes or internal displacement

With the elaboration of a funding appeal shared with the donor community, WFP Niger in collaboration with WFP regional and HQ offices, took the steps to mobilise resources to address the funding shortfalls faced by UNHAS in the first quarter of 2022 and throughout the year. Also, to support the efficient functioning of UNHAS and to reduce some of the high operational costs, WFP is engaging with national authorities on potential exemptions relating to airport fees, such as landing navigation and parking fees.

The Emergency Telecommunications Cluster

The Emergency Telecommunications Cluster (ETC) is setting up a site in Diffa to provide information and communications technology (ICT) services to communities, including charging stations, phone booths, and an internet hotspot. This will enable people to gain access to life-saving information and connect to their networks. In 2022, the assessment to identify the ETC services centre site was concluded, and site works were completed with the agreement and support of the local authorities. All equipment will be installed in early 2023 to operationalise the services for communities.

Cross-cutting results

Progress towards gender equality

Improved gender equality and women's empowerment among WFP-assisted population

Gender inequalities remain a major concern in Niger, including women's limited access to basic social services such as education, health, resource management and control and the high incidence of early marriage. These inequities, exacerbated by poverty, have an impact on the food and nutrition security of men and women affected by the humanitarian crisis. Throughout the year 2022, WFP ensured that gender aspects were streamlined and considered throughout all phases of the interventions, from planning to monitoring.

Through livelihood support, the entry point to the integrated resilience package, WFP carried out asset-creation activities aimed at improving access to land and livelihoods for vulnerable groups, especially women and youth. WFP prioritised households headed by women while paying particular attention to the capacities of men and women to access and undertake physical work. Equal participation and access of women and men in WFP site management committees were assured.

WFP monitoring reports highlighted that the implementation of the integrated resilience programme garnered some positive effects such as improved access to natural resources, increased agro-pastoral production, and more diversified livelihoods, which in turn reduced distress migration and hardship of daily chores, while improving access to basic services, especially for women.

With the Government, FAO, IFAD and UN Women, WFP pushed forward the Rural Women's Economic Empowerment (JP RWEE) joint initiative. This program targets 15,000 beneficiaries, including 12,000 women and girls, through community engagement, capacity building and access to markets. With UNICEF and UNFPA, the Breaking Barriers for Girls in Education (BBGE) programme targets primary school boys and girls and adolescent girls for access to quality advanced education.

The JP RWEE initiative helped improve women's income, and promoted linkages between women smallholder farmers' organisations and schools, as the food was purchased at the local markets. Similarly, the BBGE facilitated girls' access to and retention in schools by providing scholarships to 12,123 adolescent girls, enabling them to complete their basic education, and protecting them from potential early marriage through awareness raising. Evidence shows that school feeding reduces the probability of girls dropping out by 4.5 times.

Finally, through FOPAT[1] and CRIALCES[2] projects, WFP supported farmer organisations groups largely composed of women with the transformation and promotion of locally produced fortified foods.

WFP conducted a value chain study in late 2022, to better support 1,788 smallholder farmers including 877 women in the marketing and commercialisation of their production. The study revealed that these women enhanced their farming marketing skills. More importantly, with the increased production, they improved their household food consumption.

Furthermore, the Gender in Humanitarian Action Working Group (GTGH) of which WFP is an active member conducted a Rapid Gender Analysis in Diffa and Tillabéri. The resulting qualitative and quantitative data served to understand household dynamics and the roles of women, girls, men and boys in food and nutritional security.

Lastly, in 2022, WFP joined the inter-agency groups fighting against gender inequalities with UNICEF, FAO, UNFPA and UN-Women in consultation with the Government.

Protection and accountability to affected populations

Affected populations are able to benefit from WFP programmes in a manner that ensures and promotes their safety, dignity and integrity. Affected populations are able to hold WFP and partners accountable for meeting their hunger needs in a manner that reflects their views and preferences

A deteriorating protection and security environment continued to pose complex protection risks to populations across Niger in 2022. The volatility of the context triggered forced population movements, school closures, and limited people's access to livelihoods and resources. In 2022, there were 377,000 IDPs in Niger and over 74,000 schoolchildren (48 percent of girls) were directly affected by the insecurity as 878 schools were forced to close (including 33 secondary schools).

Monitoring conducted by Protection Cluster partners revealed that 3,622 protection incidents occurred between January and December 2022 in Niger, affecting more than 15,495 people in the first three quarters of the year. This represents a five percent increase compared to the same period in 2021. Incidents and threats of incursion, abuse, and extortion targeting civilian populations triggered population movements and displacements. These incidents affected 653 children and included accounts of serious child rights violations. More than 65 percent of monitored incidents were abductions primarily in the regions of Diffa, Maradi and Tillabéri. Children were particularly at-risk with 198 children abducted between January-September 2022. Girls were more likely to be targeted for abductions, accounting for 60 percent of the victims in the Diffa Region. Worryingly, 2022 saw an overall increase of GBV with 4,155 cases reported between January and September 2022, compared to 3,035 cases during the same period in 2021, representing a 37 percent increase.

WFP strictly adhered to the Do-No-Harm principle at all stages of the programme cycle, from design through to implementation and monitoring processes. In coordination with partners, local authorities, community leaders and affected populations, WFP ensured regular analysis of the evolving protection risks and the possible negative effects of the interventions including on wider inter-community dynamics. Context-specific implementation measures were identified with all partners and stakeholders and duly incorporated into WFP's programming, mainstreaming the protection of vulnerable populations across actions. Such measures prioritised the safety, integrity and dignity of beneficiaries and contributed to continued acceptance by communities. For example, in conflict-affected regions such as Diffa, to assure continued safe access to WFP assistance, particularly for women and girls, WFP distributions were carried out according to the schedules and availability of beneficiaries with enhanced attention to the security situation.

WFP remained an active member of the Protection Cluster and its various sub-working groups at the national and regional levels (including GBV), ensuring coordination and information sharing with all protection actors, including implementing and Government partners. WFP is actively engaged in the national inter-agency Protection against Sexual Exploitation and Abuse (PSEA) network, contributing to various action plans and standard operating procedures, and contributing to the Technical Support Group (TSG). As part of its own PSEA action plan, WFP sensitised its staff and trained 240 people, including implementing partners and government personnel. However, WFP notes that the sensitisation of beneficiaries on PSEA by WFP implementing partners was limited in 2022. WFP Niger will overcome this gap by ensuring partners are equipped with the necessary tools and resources to enhance the sensitisation of beneficiaries in 2023.

In terms of Accountability to Affected Populations (AAP), WFP focused on three pillars to operationalise its protection and accountability policy: information and communication with communities, participation and consultation of beneficiaries, and the community feedback mechanism (CFM).

On the information and communication with communities, beneficiaries receive information in their local language. This was done through mass messaging using the radio or during sensitisation sessions with communities receiving emergency food and nutrition assistance as well as those participating in nutrition and FFA activities. Furthermore, WFP continued to ensure that beneficiaries were duly informed of WFP assistance in terms of modality used, ration duration, distribution dates and eligibility criteria. In 2022, this was particularly critical to advise beneficiaries of changes in planned assistance modalities and ration sizes.

Regarding participation and consultation of beneficiaries, WFP reinforced its community engagement approach through dynamic community consultations, which was evidenced in the 35 CBPP[1] exercises conducted in 2022, involving 525 participants. This allowed communities to identify, analyse and prioritise their needs. For the resilience programme, 2,922 villages were targeted for consultations. Local communities also participated in WFP targeting

exercises to ensure that the specific needs of the most vulnerable populations (women, boys and girls, the elderly, pregnant and lactating women, children aged 24 - 59 months and persons with disabilities) were taken into account. Community consultations were conducted throughout the year to gather the beneficiaries' views on the assistance modalities. In total, 40 focus groups (50 percent with women) specifically focused on the cash modality.

Finally, the CFM was used to collect feedback through different channels: a toll-free hotline operated by a professional call centre; village-level complaints committees set up in WFP intervention sites; and helpdesks set up by WFP's cooperating partners at every distribution site. Out of the 4,592 feedback reports received in 2022, 53 percent were expressions of satisfaction and gratitude, 34 percent were complaints, 9 percent were requests for assistance and 3 percent were not related to WFP activities. WFP has Standard Operating Procedures (SOPs) in place to review and respond appropriately to all feedback (positive and negative) received through CFM mechanisms. In 2022, the hotline was the most used channel, accounting for 68 percent of the feedback. In addition, 83 percent of the feedback was submitted by men while only 16 percent was by women. This is most likely due to women's access to phones and cultural reasons. WFP continuously sensitised local communities on the use of CFMs and reminded implementing partners of the need to raise awareness of the CFM specifically among women, given the prevalence of GBV. In 2022, WFP expanded the use of its hotline to FAO projects and supported the Government to establish a toll-free hotline for the national social safety net programme.

Overall, the vast majority of households believed that WFP assistance was provided in a respectful and dignified manner. This was further evidenced by the lean season post-distribution monitoring report from September 2022, showing that 90 percent of households claim to have been treated with respect by WFP and cooperating partners.

Environment

Targeted communities benefit from WFP programmes in a manner that does not harm the environment

WFP is scaling up the integrated resilience programme, of which the FFA component has the biggest impact on the preservation of natural resources and the environment. The activities helped households protect themselves against natural disasters and the effects of climate change, address certain root causes of environmental degradation and contribute to natural regeneration.

Vegetation cover increased by 55 percent in FFA sites since 2014[1] and the rehabilitated lands also serve as carbon sinks. Indeed, an independent AGRHYMET study[2] found that on average each hectare of rehabilitated land sequestered 6 tons of CO₂ equivalent per year. Considering the total area already rehabilitated by WFP between 2014 and 2022 (230,000 hectares) and the estimated additional land which will be rehabilitated between 2022 and 2030, this will amount to over 20 million tons of CO₂ sequestered over the period 2014-2030 - over 60 percent of Niger's greenhouse gas emissions reduction target by 2030 (33.4 million tons of CO₂). WFP supported the CNEDD in the development of the project document of the National Low-Carbon Strategy (SNBC).

Several zones targeted by WFP's FFA activities contribute to the Great Green Wall initiative with WFP providing expertise and resources to support the Government and communities' scale-up of the rehabilitation of degraded land. In addition, FFA activities can promote disaster risk reduction through the use of techniques, such as half-moons, which promote soil and water preservation activities in flood-prone areas. In the long term, these techniques mitigate damages to livelihoods from the effects of climate change, notably climatic shocks such as droughts and floods.

Niger ranks 13th out of the 20 least-electrified countries in the world. The cooking subsector is constrained by the growing demand for fuel, insufficient wood supply and limited adoption of modern technologies. In 2022, WFP developed a country energy plan in the framework of the Energy for Food Security (E4FS) programme. The E4FS looks at enabling vulnerable communities to meet their immediate and long-term energy needs in affordable, safe, adequate and reliable ways, while addressing their food security, nutrition, protection and human development needs. Three scenarios - Essential Energy Kit, Energizing School Feeding, and Empowering Smallholder Farmers - will be promoted to facilitate clean cooking and productive uses of energy solutions. In collaboration with IMPACT, WFP is conducting a study of the energy market and needs which will provide a baseline for the operationalization of WFP's energy plan.

WFP is closely coordinating with the Niger Agency for the Promotion of Rural Electrification (ANPER) and the National Solar Energy Agency (ANERSOL) on potential joint energy interventions. WFP supported the creation of a Community of Practice to facilitate coordination, advocacy and capacity-building among Government, UN, and partner organisations in the energy sector.

WFP collaborated with government technical services before, during and after every project to ensure WFP initiatives cause no harm to the environment. In June 2022, WFP's Environmental Management System (EMS) was implemented to help the Country Office reduce its environmental footprint from operations by implementing key recommendations including to better access local recycling facilities.

Extra Section



Investing in the Nexus: Resilience and social cohesion as pathways to Peace

Non-state armed groups (NSAG) continued to target populations in the regions of Diffa, Maradi, Tahoua and Tillabéri throughout 2022. Together with climate-induced shocks, they triggered large-scale displacement, exacerbated tensions between displaced populations and host communities over meagre resources, and prevented access to basic social services.

As the Government of Niger took leadership on the Triple Nexus and Durable Solutions agendas, setting up a national dialogue platform, adjusting its legislative framework and devising guiding principles for assistance to displaced populations and returnees, WFP positioned itself as a partner of choice at both strategic and operational levels.

This included a programmatic shift aimed at moving beyond protracted humanitarian assistance, stretching the integrated resilience approach towards buffer and displacement-prone areas, with a stronger emphasis on social cohesion and conflict prevention. This shift is based on lessons learned and evidence from the implementation of the resilience programme in the rest of the country, pointing towards significant improvements in social cohesion within and between communities as a result of lower economic stress, reduced tensions over natural resources, intensified exchanges with neighbouring communities as well as restored access to school canteens and health centres. Building upon community-based participatory planning and delivery mechanisms, the approach provides a concrete avenue to graduate refugees and displaced and host populations away from humanitarian assistance. It acknowledges that immediate investments addressing the root causes of food insecurity and conflict can pave the way for longer-term durable solutions.

In Diffa for instance, WFP and UNICEF joined forces to strengthen the resilience and social cohesion of vulnerable groups, women and youth in particular, through an integrated and multi-year package of interventions. Following community-based participatory planning (CBPP), WFP conducted a range of activities including land and water rehabilitation through FFA, while UNICEF improved access to essential social services. So far, the two agencies have reached 150,000 people. Monitoring data shows that almost all beneficiaries report improved social cohesion within their household and 97 percent indicate that the programme had a positive impact on social cohesion within their community and with neighbouring villages.

In Tillabéri, WFP also launched a new programme in July 2022 which allowed the transitioning of vulnerable refugees, displaced and hosts population towards resilience and social cohesion programming. In partnership with UNHCR, FAO and OCHA, needs analysis and retargeting exercises were carried out, and former beneficiaries of WFP's protracted humanitarian assistance started engaging in community asset creation. Within this framework, WFP established new partnerships with stakeholders specialised in the area of social cohesion and conflict sensitivity, such as the High Authority for the Consolidation of Peace (HACP) and Search for Common Ground.

Moreover, in Tahoua and Zinder regions, WFP and GIZ/ProRES started complementing resilience programming with a robust and deliberate focus on social cohesion. Identified through inclusive and participatory processes, the interventions seek to enhance livelihoods as well as strengthen dialogue among community members. Recognising that land tenure is a key source of conflict, WFP is strengthening the capacities of the local committees regulating land ownership in communes and villages and working with landowners to ensure that those identified as very poor and

poor households benefit from rehabilitated land for at least five years. GIZ provides additional support in the prevention and management of conflicts around rehabilitated lands and the organisation of campaign caravans to raise awareness on non-violent conflict resolution. WFP and GIZ have elaborated on further nexus programming in 2023 in the regions of Maradi and Tahoua. A similar collaboration and development of complementarity activities are in place with RISE II partners to support the government in sustainable natural resource management in Niger.

These various initiatives undertaken in 2022 constitute an initial deployment phase and will be dramatically scaled up over the coming years. They provide a practical and actionable answer to the complex challenges faced by Niger in buffer and displacement-prone areas. Through such investment, WFP aims to contribute to the provision of interim yet development-oriented solutions by addressing some of the root causes of conflict while continuing to work with the Government and partners on a common strategy towards durable solutions.

Data Notes

Overview

[1] Cadre Harmonisé: <https://www.food-security.net/datas/niger/>

[2] SMART: Standardized Monitoring and Assessment of Relief and Transition.

[3] IDPs: Internally displaced persons

[4] GIZ: The German Agency for International Cooperation

[5] UNICEF: The United Nations Children's Fund

[6] FAO: The United Nations Food and Agriculture Organization

[7] IFAD: The International Fund for Agricultural Development

[8] UNFPA: The United Nations Population Fund

[9] Community Feedback Mechanism (CFM): WFP-Niger has set up a formal feedback collection and management mechanism that operates in all intervention villages. The mechanism relies on three main channels: village complaints committees, partner help desks, and the hotline (2919), which operate independently and in a complementary manner.

[10] UNHAS: The United Nations Humanitarian Air Service.

[11] Prioritization of assistance: Early 2022, resourcing constraints forced WFP to conduct a prioritization exercise and operate ration reductions to ensure continuity of assistance. The exercise ensured a minimal coverage of 50 percent of daily caloric requirements of vulnerable IDP and refugees living in host communities, while recently displaced persons due to conflict and refugees living inside camps received 80 percent of their daily caloric requirements.

[12] SDG-related indicators story: To support the Government of Niger in achieving Zero Hunger (SDG 2) and to forge partnerships for sustainable development (SDG 17), WFP strengthened existing collaborations and initiated new ones. To achieve progress towards crisis response and resilience-building objectives, as well as in the operationalization of the triple Nexus, WFP relied on collaboration with nearly 60 partners.

[13] Shift to CBT in 2022: Due to the late confirmation of funds, long lead times to purchase food commodities on the international market and limited food stocks available on local and regional markets, WFP took exceptional measures by rapidly and considerably increasing the use of cash-based transfers (CBT) to ensure that assistance was provided on time. The volume of cash transfers increased by 300 percent under SO1 compared to 2021, and ended up representing 70 percent of all emergency transfers in 2022 (compared to 20 percent in 2021). This shift in assistance modality was instrumental in allowing WFP to dramatically scale-up its operations in record time. It was accompanied by close monitoring of markets to ensure that cash did not induce additional inflation, as well as measures to mitigate security, operational and financial risks.

Context and Operations

[1] Humanitarian Development Report 2021-22 <https://hdr.undp.org/content/human-development-report-2021-22>

[2] As demonstrated by the national village vulnerability classification carried out by the Government in December 2021 (with support from WFP and partners). This classification exercise is carried out every year in December, using a standardized assessment tool and ranking methodology, and determines the villages which will be targeted for food assistance during the following lean season by the government, WFP and all Food Security Cluster partners.

Partnerships

[1] Government's "Nigériens nourish Nigériens" initiative, <http://www.initiative3n.ne/>

[2] https://unsdg.un.org/sites/default/files/2022-06/Niger_Cooperation_Framework_Results_Framework_2023%20to%202027.pdf

[3] RBA: Rome Based Agencies

[4] <https://www.unccd.int/our-work/ggwi>

[5] Post distribution monitoring

[6] An innovative programming approach, 3PA was developed by WFP in consultation with governments and partners. The aim is to strengthen the design, planning and implementation of programmes in resilience building, safety nets, disaster-risk reduction, and preparedness.

CSP Financial Overview

[1] WFP's advance financing mechanisms include advances made to programmes through internal project lending (IPL) and the Immediate Response Account (IRA).

[2] TDD: Terminal Disbursement Date

[3] GCMF: WFP Global Commodity Management Facility. The GCMF enables a steady supply of commodities at a reduced lead time and enables food procurement when markets are favorable.

Strategic outcome 01

[1] RRM is a rapid, multi-sectoral first response that focuses on improving living assistance and protection to the most vulnerable populations displaced for less than three months as a result of armed conflict (or the risk of conflict).

Strategic outcome 02

[1] BBGE: Breaking Barriers to Girls Education. BBGE is a joint initiative implemented by WFP, UNFPA and UNICEF to support the State's efforts to educate and empower young girls in Niger.

[2]: Ministry of National Education, Directorate for schools management support, December 2022. The data is not included in the output table but will be incorporated as an output monitoring indicator in the next 2024-2027 CSP.

[3] NORAD: The Norwegian Agency for Development Cooperation.

[4] Ministry of Education, DREN –Analyse comparative du taux de fréquentation (Benchmarking attendance rate), 2021.

[5] ECW: Education Cannot Wait.

Strategic outcome 03

[1] Recovery rate: The proportion of beneficiaries who have reached the discharge criteria of success defined by the program.

Fatality rate (or death rate): The proportion of beneficiaries who died while registered in the program.

Dropout rates/defaulted: The proportion of beneficiaries who are absent for two consecutive visits (after 4 weeks).

[2] FOPAT: Fortification de Produits Alimentaires Transformés.

[3] FESTIMIL : Festival International du Mil.

Strategic outcome 04

[1] Monitoring surveys

Strategic outcome 05

[1] SRU; Registre Social Unifié (RSU)

[2] CFS : Cellule Filets Sociaux

Strategic outcome 06

[1] Cost recovery: Representing 30 percent of UNHAS resources, the recovered costs are generated by ticketing prices covered by UNHAS users.

[2] ASECNA: the Agence pour la sécurité de la navigation aérienne en Afrique et à Madagascar.

[3] AANN : the Activités Aéronautiques Nationales du Niger.

Progress towards gender equality

[1] Fortification of Processed Food Products for Daily Consumption in Niger.

[2] Response to the Food Crisis in the Central Sahel.

[3] For the indicator "Proportion of food assistance decision-making entity – committees, boards, teams, etc. – members who are women " WFP Niger's monitoring and evaluation system is currently unable to capture the gender of food distribution and FFA committee members.

Protection and accountability to affected populations

[1] Community-based participatory planning.

[2] The 2021/2020 values for the indicators under Act 1 were not collected as they were not in WFP country strategic plan's logframe.

Environment

[1] USAID-commissioned NASA study (2022).

[2] 2021 independent study carried out by the AGHRYMET Regional Centre on the carbon sequestration potential of land rehabilitated through FFA.

Extra Section

Photo: Women from several villages holding up their picks in the Tirmimia Adernaga site in Tahoua. Entire communities benefit from their FFA work.

©WFP/Tijs Magagi Hoornaert

Annex

Reporting on beneficiary information in WFP's annual country reports

To produce estimates of the total number of unique beneficiaries WFP has assisted yearly, the data from all activities and transfer modalities must be adjusted to eliminate overlaps and add new beneficiaries. Further background information is provided in the summary tables annex of the ACR.

The final estimated number of beneficiaries assisted in each country is validated by country offices and entered in COMET at the end of every year:


- the total number of beneficiaries, which is the sum of all direct beneficiaries reached under all country level activities, based on the adjusted totals that seek to eliminate overlap;
- the total number of beneficiaries receiving food transfers, cash-based transfers and commodity vouchers or capacity strengthening, the sum of all direct beneficiaries reached under the activities for each of these transfer modalities, based on the adjusted estimates that seek to eliminate overlap;
- the total number of beneficiaries assisted under each programme area, the sum of all direct beneficiaries reached under WFP's eight programme areas at the country level;
- the number of schoolchildren assisted under school-based programmes, the sum of all participants assisted under the school-based programmes, adjusted to exclude overlaps and activity supporters such as teachers and cooks.

Although WFP conducts quality assurance to provide beneficiary data which are as accurate as possible, numerous challenges remain regarding data collection, verification, entry and processing. Beneficiary numbers in ACRs should be considered "best estimates", subject to over- and under- estimation.

For the 2022 reporting period, disability data has been collected using a variety of approaches; head counts in single activities, disaggregation of data from post distribution monitoring reports (PDMs) and other data sources from UN agencies and National Census data. As standardized guidance was not available in WFP prior to 2020, these methods have varied according to the existing needs, capacity, and experience of various WFP activities and operational contexts. Moving forward, as part of the 2020 Disability Inclusion Road Map, WFP is building on continued efforts to mainstream and standardize disability data collection methodologies, aligning with international standards and best practices.

Figures and Indicators

WFP contribution to SDGs

 SDG 2: End hunger, achieve food security and improved nutrition and promote sustainable agriculture											
WFP Strategic Goal :						WFP Contribution (by WFP, or by governments or partners with WFP Support)					
SDG Indicator	National Results					SDG-related indicator	Direct				Indirect
	Unit	Female	Male	Overall	Year		Unit	Female	Male	Overall	
Prevalence of undernourishment	%					Number of people reached (by WFP, or by governments or partners with WFP support) in the context of emergency and protracted crisis response	Number	287,328	271,672	559,000	
						Number of people reached (by WFP, or by governments or partners with WFP support) to improve their food security	Number	1,045,650	988,671	2,034,321	
Prevalence of malnutrition among children under 5 years of age, by type (wasting and overweight)	% wasting			12.2	2022	Number of people reached (by WFP, or by governments or partners with WFP support) with interventions to prevent and treat malnutrition (overweight programmes)	Number	410,607	388,233	798,840	
Prevalence of stunting among children under 5 years of age	%			47	2022	Number of people reached (by WFP, or by governments or partners with WFP support) with stunting prevention programmes	Number	61,548	58,194	119,742	
Average income of small-scale food producers, by sex and indigenous status	US\$			266.99	2014	Number of small-scale food producers reached (by WFP, or by governments or partners with WFP support) with interventions that contribute to improved incomes	Number			21	
Proportion of agricultural area under productive and sustainable agriculture	%					Number of hectares of land rehabilitated (by WFP, or by governments or partners with WFP support)	Ha			46,281	



SDG 17: Strengthen the means of implementation and revitalize the global partnership for sustainable development

WFP Strategic Goal :				WFP Contribution (by WFP, or by governments or partners with WFP Support)			
SDG Indicator	National Results			SDG-related indicator	Direct		Indirect
	Unit	Overall	Year		Unit	Overall	
Number of countries with mechanisms in place to enhance policy coherence of sustainable development	Number			Number of mechanisms (by type) developed (by WFP, or by governments or partners with WFP support) to enhance policy coherence (linked to zero hunger)	Number	5	
Number of countries reporting progress in multi-stakeholder development effectiveness monitoring frameworks that support the achievement of the sustainable development goals	Number			Number of partners participating in multi-stakeholder partnerships (including common services and coordination platforms where WFP plays a leading or coordinating role)	Number	35	
Foreign direct investments (FDI), official development assistance and South-South Cooperation as a proportion of total domestic budget	%	14.29	2019	Dollar value of resources mobilized (by WFP) to increase government or national stakeholder access to financial resources to achieve the SDGs	US\$	4,424,585	
Dollar value of financial and technical assistance (including through North-South, South-South and triangular cooperation) committed to developing countries	US\$	1,071.84	2018	Dollar value (within WFP portfolio) of technical assistance and country capacity strengthening interventions (including facilitation of South-South and triangular cooperation)	US\$	6,932,161	

Beneficiaries by Sex and Age Group

Beneficiary Category	Gender	Planned	Actual	% Actual vs. Planned
Total Beneficiaries	male	1,833,019	1,813,991	99%
	female	2,290,734	2,366,265	103%
	total	4,123,753	4,180,256	101%
By Age Group				
0-23 months	male	950,014	382,769	40%
	female	994,290	399,839	40%
	total	1,944,304	782,608	40%
24-59 months	male	41,366	240,130	581%
	female	38,889	236,293	608%
	total	80,255	476,423	594%
5-11 years	male	331,528	419,650	127%
	female	284,748	535,445	188%
	total	616,276	955,095	155%
12-17 years	male	59,600	265,855	446%
	female	51,964	360,628	694%
	total	111,564	626,483	562%

Beneficiary Category	Gender	Planned	Actual	% Actual vs. Planned
18-59 years	male	375,028	420,788	112%
	female	841,582	752,408	89%
	total	1,216,610	1,173,196	96%
60+ years	male	75,483	84,799	112%
	female	79,261	81,652	103%
	total	154,744	166,451	108%

Beneficiaries by Residence Status

Residence Status	Planned	Actual	% Actual vs. Planned
Resident	3,620,655	3,674,129	101%
Refugee	214,435	205,085	96%
IDP	251,549	255,886	102%
Returnee	37,114	45,156	122%

Beneficiaries by Programme Area

Programme Area	Planned	Actual	% Actual vs. Planned
Action to protect against climate shocks	200,000	37,620	18%
Asset Creation and Livelihood	987,399	1,096,971	111%
Malnutrition prevention programme	200,252	86,691	43%
Malnutrition treatment programme	1,134,683	1,021,651	90%
School based programmes	314,069	279,005	88%
Smallholder agricultural market support programmes	3,192	1,788	56%
Unconditional Resource Transfers	2,281,891	2,205,254	96%

Annual Food Transfer (mt)

Commodities	Planned Distribution (mt)	Actual Distribution (mt)	% Actual vs. Planned
Everyone has access to food			
Strategic Outcome 01			
Beans	20,182	7,580	38%
Corn Soya Blend	0	1,258	-
Iodised Salt	828	117	14%
LNS	0	1,358	-
Lentils	0	758	-
Ready To Use Supplementary Food	3,828	181	5%
Rice	0	743	-
Sorghum/Millet	60,217	36,188	60%
Split Peas	0	2,050	-

Commodities	Planned Distribution (mt)	Actual Distribution (mt)	% Actual vs. Planned
Vegetable Oil	5,946	2,571	43%
Strategic Outcome 02			
Beans	1,744	2,335	134%
Corn Soya Blend	0	0	0%
Iodised Salt	138	0	0%
Rice	0	4,439	-
Sorghum/Millet	6,976	2,088	30%
Vegetable Oil	781	729	93%
No one suffers from malnutrition			
Strategic Outcome 03			
Beans	1,318	126	10%
Corn Soya Blend	0	268	-
Iodised Salt	3	0	0%
LNS	0	1,417	-
Lentils	0	248	-
Ready To Use Supplementary Food	2,447	8	0%
Rice	0	605	-
Sorghum/Millet	1,791	181	10%
Vegetable Oil	487	85	17%
Food systems are sustainable			
Strategic Outcome 04			
Beans	4,206	514	12%
Corn Soya Blend	0	240	-
Iodised Salt	175	0	0%
LNS	0	346	-
Lentils	0	2,383	-
Ready To Use Supplementary Food	805	0	0%
Rice	0	6,732	-
Sorghum/Millet	12,619	1,798	14%
Split Peas	0	33	-
Vegetable Oil	1,227	293	24%

Annual Cash Based Transfer and Commodity Voucher (USD)

Modality	Planned Distribution (CBT)	Actual Distribution (CBT)	% Actual vs. Planned
Strategic result 01: Everyone has access to food			
Strategic Outcome 01			
Cash	45,376,699	45,895,720	101%
Strategic Outcome 02			

Modality	Planned Distribution (CBT)	Actual Distribution (CBT)	% Actual vs. Planned
Cash	1,622,025	2,826,780	174%
Value Voucher	3,867,394	0	0%
Strategic result 02: No one suffers from malnutrition			
Strategic Outcome 03			
Cash	0	24,553	-
Value Voucher	3,938,404	0	0%
Strategic result 04: Food systems are sustainable			
Strategic Outcome 04			
Cash	36,765,056	24,635,640	67%
Value Voucher	0	1,354,702	-

Strategic Outcome and Output Results

Strategic Outcome 01: Crisis affected populations, including refugees, IDPs host communities and returnees in targeted areas are able to meet their basic food and nutrition needs during and in the aftermath of a crisis					Crisis Response	
Output Results						
Activity 01: Provide an integrated food and nutrition assistance to crisis-affected populations (refugees, IDPs, host communities and returnees)						
Detailed Indicator	Beneficiary Group	Sub Activity	Unit of measure	Planned	Actual	
A.1: Beneficiaries receiving capacity strengthening transfers	All	Forecast-based	Female	16,114	0	
		Anticipatory	Male	12,457	0	
		Climate Actions	Total	28,571	0	
A.1: Beneficiaries receiving cash-based transfers	Activity supporters	Treatment of moderate acute malnutrition	Female	680	0	
			Total	680	0	
A.1: Beneficiaries receiving cash-based transfers	All	Forecast-based	Female	104,960	21,218	
		Anticipatory	Male	95,040	16,402	
		Climate Actions	Total	200,000	37,620	
A.1: Beneficiaries receiving cash-based transfers	All	General Distribution	Female	271,536	742,771	
			Male	264,227	681,254	
			Total	535,763	1,424,025	
A.1: Beneficiaries receiving cash-based transfers	Pregnant and lactating women	Treatment of moderate acute malnutrition	Female	12,150	0	
			Total	12,150	0	
A.1: Beneficiaries receiving food transfers	Activity supporters	Treatment of moderate acute malnutrition	Female	17,858	20,027	
			Total	17,858	20,027	
A.1: Beneficiaries receiving food transfers	All	General Distribution	Female	424,710	318,330	
			Male	413,278	291,966	
			Total	837,988	610,296	
A.1: Beneficiaries receiving food transfers	Children	Prevention of acute malnutrition	Female	67,492	19,549	
			Male	76,108	22,045	
			Total	143,600	41,594	
A.1: Beneficiaries receiving food transfers	Children	Treatment of moderate acute malnutrition	Female	160,235	76,452	
			Male	144,975	70,009	
			Total	305,210	146,461	
A.1: Beneficiaries receiving food transfers	Pregnant and lactating women	Treatment of moderate acute malnutrition	Female	12,150	37,241	
			Total	12,150	37,241	
A.2: Food transfers			MT	91,001	52,805	
A.3: Cash-based transfers			US\$	45,376,699	45,895,720	

Output Results				
Activity 01: Provide an integrated food and nutrition assistance to crisis-affected populations (refugees, IDPs, host communities and returnees)				
Output indicator	Detailed indicator	Unit of measure	Planned	Actual
A: Crisis-affected women, men, girls and boys receive timely and adequate food and nutrition assistance (food and cash) for assets and income generation to meet their food and nutrition needs, improve livelihoods and support early recovery				
General Distribution				
A.8: Number of rations provided	A.8.1: Number of rations provided	ration	12	12
B: Nutritious foods provided				
Prevention of acute malnutrition				

B.2: Quantity of specialized nutritious foods provided	B.2.1: Quantity of specialized nutritious foods provided	MT	1,539.13	948.85
Treatment of moderate acute malnutrition				
B.1: Quantity of fortified food provided	B.1.1: Quantity of fortified food provided	MT	146.22	391.19
B.2: Quantity of specialized nutritious foods provided	B.2.1: Quantity of specialized nutritious foods provided	MT	2,289.1	3,246.02

Outcome Results								
Activity 01: Provide an integrated food and nutrition assistance to crisis-affected populations (refugees, IDPs, host communities and returnees)								
Outcome Indicator	Sex	Baseline	End-CSP Target	2022 Target	2022 Follow-up	2021 Follow-up	2020 Follow-up	source
Target Group: All - Location: Niger - Modality: - Subactivity: General Distribution								
Consumption-based Coping Strategy Index (Average)	Female	3.64	≤3	≤3.5	9	4.2	5.72	WFP survey
	Male	3.59	≤3	≤3.5	8.4	2.9	5.28	WFP survey
	Overall	3.6	≤3	≤3.5	8.7	3.4	5.4	WFP survey
Emergency Preparedness Capacity Index	Overall	3	=4	=4	3.25	3.23	3.3	Secondary data
Food Consumption Score – Nutrition: Percentage of households that consumed Hem Iron rich food daily (in the last 7 days)	Female	3.6	≥10	≥10	1	2	2.8	WFP survey
	Male	4.3	≥10	≥10	2.3	1.5	3.7	WFP survey
	Overall	4.1	≥10	≥10	1.7	1.7	3.4	WFP survey
Food Consumption Score – Nutrition: Percentage of households that consumed Vit A rich food daily (in the last 7 days)	Female	63.5	≥64	≥64	78.4	35.1	52.2	WFP survey
	Male	73.7	≥74	≥74	78.3	39.8	54.5	WFP survey
	Overall	70.6	≥72	≥72	78.3	38.1	53.9	WFP survey
Food Consumption Score – Nutrition: Percentage of households that consumed Protein rich food daily (in the last 7 days)	Female	39.8	≥43	≥43	39.6	41.2	35.8	WFP survey
	Male	42.1	≥43	≥43	49.1	50	44.2	WFP survey
	Overall	41.4	≥42	≥42	44.8	47	42	WFP survey
Food Consumption Score – Nutrition: Percentage of households that never consumed Hem Iron rich food (in the last 7 days)	Female	67.6	<60	<60	64.8	84.8	79	WFP survey
	Male	62.5	<60	<60	57.7	75.3	64.2	WFP survey
	Overall	64	<60	<60	60.9	78.6	68.2	WFP survey
Food Consumption Score – Nutrition: Percentage of households that never consumed Protein rich food (in the last 7 days)	Female	15.5	<15	<15	9.5	0	11.3	WFP survey
	Male	16.4	<16	<16	6.1	0	7.6	WFP survey
	Overall	16.1	<16	<16	7.7	0	8.6	WFP survey
Food Consumption Score – Nutrition: Percentage of households that never consumed Vit A rich food (in the last 7 days)	Female	6.6	<6	<6	2.2	28.8	6.9	WFP survey
	Male	4	<4	<4	2.2	29	6.6	WFP survey
	Overall	4.8	<4	<4	2.2	28.9	6.7	WFP survey
Food Consumption Score – Nutrition: Percentage of households that sometimes consumed Hem Iron rich food (in the last 7 days)	Female	28.8	<30	<30	34.2	13.2	18.2	WFP survey
	Male	33.1	<30	<30	40	23.1	32.1	WFP survey
	Overall	31.9	<30	<30	37.4	19.7	28.4	WFP survey
Food Consumption Score – Nutrition: Percentage of households that sometimes consumed Protein rich food (in the last 7 days)	Female	44.7	<42	<42	50.9	58.8	52.9	WFP survey
	Male	41.5	<41	<41	44.8	50	48.1	WFP survey
	Overall	42.5	<42	<42	47.6	53	49.4	WFP survey
Food Consumption Score – Nutrition: Percentage of households that sometimes consumed Vit A rich food (in the last 7 days)	Female	29.9	<30	<30	19.4	36.2	40.9	WFP survey
	Male	22.4	<22	<22	19.5	31.3	38.9	WFP survey
	Overall	24.6	<24	<24	19.4	33	39.4	WFP survey

Food Consumption Score: Percentage of households with Acceptable Food Consumption Score	Female	42.2	≥50	≥43	46	42	40.4	WFP survey
	Male	48.8	≥50	≥53.7	55.2	53.7	48.6	WFP survey
	Overall	46.8	≥50	≥49.7	51	49.7	46.4	WFP survey
Food Consumption Score: Percentage of households with Borderline Food Consumption Score	Female	34	≥30	≥47.9	35.4	47.9	36	WFP survey
	Male	26.7	≥30	≥39.4	32.3	39.4	34.8	WFP survey
	Overall	28.9	≥30	≥42.3	33.7	42.3	35.1	WFP survey
Food Consumption Score: Percentage of households with Poor Food Consumption Score	Female	23.8	≤20	≤10.1	18.6	10.1	23.6	WFP survey
	Male	24.5	≤20	≤6.9	12.5	6.9	16.6	WFP survey
	Overall	24.3	≤20	≤8	15.3	8	18.5	WFP survey
Food Expenditure Share	Female	91.4	<70	<80	68.6	96	67.4	WFP survey
	Male	84.2	<70	<80	69.5	93	57.7	WFP survey
	Overall	86.3	<70	<80	69.1	94	60.4	WFP survey
Livelihood-based Coping Strategy Index (Percentage of households using coping strategies): Percentage of households not using livelihood based coping strategies	Female	48.9	>50	>48.5	36.7	77.4	49.7	WFP survey
	Male	47.8	>50	>48.5	38.6	70.3	52.8	WFP survey
	Overall	48.2	>50	>48.5	37.7	72.7	52	WFP survey
Livelihood-based Coping Strategy Index (Percentage of households using coping strategies): Percentage of households using crisis coping strategies	Female	2	<3	<3.5	15	4	1.4	WFP survey
	Male	4.7	<3	<3.5	15.6	3.6	1.8	WFP survey
	Overall	3.9	<3	<3.5	15.3	3.8	1.7	WFP survey
Livelihood-based Coping Strategy Index (Percentage of households using coping strategies): Percentage of households using emergency coping strategies	Female	19.6	<20	<20.5	11.7	2.2	44.3	WFP survey
	Male	20.8	<20	<20.5	9.6	4	40.5	WFP survey
	Overall	20.5	<20	<20.5	10.6	3.4	41.6	WFP survey
Livelihood-based Coping Strategy Index (Percentage of households using coping strategies): Percentage of households using stress coping strategies	Female	29.5	<27	<27.5	36.6	16.5	4.6	WFP survey
	Male	26.7	<27	<27.5	36.3	22.1	4.8	WFP survey
	Overall	27.5	<27	<27.5	36.4	20.1	4.8	WFP survey
Target Group: All - Location: Niger - Modality: - Subactivity: Prevention of acute malnutrition								
Proportion of target population that participates in an adequate number of distributions (adherence)	Female	0	>66	>66	63.3	74.9		WFP survey
	Male	0	>66	>66	76.7	74.9		WFP survey
	Overall	0	>66	>66	70.4	74.9		WFP survey
Target Group: All - Location: Niger - Modality: - Subactivity: Treatment of moderate acute malnutrition								
MAM Treatment Default rate	Overall	12.45	<15	<15	5.35	6.65	4.35	WFP programme monitoring
MAM Treatment Mortality rate	Overall	0.21	<3	<3	0.13	0.64	0.2	WFP programme monitoring
MAM Treatment Non-response rate	Overall	1.45	<15	<15	0.83	0.75	3.36	WFP programme monitoring
MAM Treatment Recovery rate	Overall	85.89	>75	>75	93.68	91.95	92.09	WFP programme monitoring

Strategic Outcome 02: School-aged girls and boys including adolescents in targeted food insecure and pastoral regions have access to adequate and nutritious food during the school year				Resilience Building	
Output Results					
Activity 02: Equitably provide an integrated school feeding package to boys, girls and adolescents during the school year in a way that relies on and stimulates local production (home-grown school feeding)					
Detailed Indicator	Beneficiary Group	Sub Activity	Unit of measure	Planned	Actual
A.1: Beneficiaries receiving capacity strengthening transfers	Students (primary schools)	School feeding (on-site)	Female	50,985	50,985
			Male	60,579	60,579
			Total	111,564	111,564
A.1: Beneficiaries receiving cash-based transfers	Students (primary schools)	School feeding (on-site)	Female	34,265	29,372
			Male	40,713	0
			Total	74,978	29,372
A.1: Beneficiaries receiving food transfers	Students (primary schools)	School feeding (on-site)	Female	58,280	127,505
			Male	69,247	151,500
			Total	127,527	279,005
A.2: Food transfers			MT	9,639	9,590
A.3: Cash-based transfers			US\$	5,489,419	2,826,780

Output Results				
Activity 02: Equitably provide an integrated school feeding package to boys, girls and adolescents during the school year in a way that relies on and stimulates local production (home-grown school feeding)				
Output indicator	Detailed indicator	Unit of measure	Planned	Actual
A: Boys and girls attending targeted schools benefit from complementary services (school gardens, cattle and mills) to promote and adopt healthy food and nutrition practices				
Climate adaptation and risk management activities				
A.5: Quantity of non-food items distributed	A.5.7: Number of institution stoves distributed	non-food item	1,236	411
A.6: Number of institutional sites assisted	A.6.11: Number of institutional sites assisted	site	1,249	424
A.6: Number of institutional sites assisted	A.6.1: Number of WFP-assisted schools with improved fuel or energy-efficient stoves	school	418	418
A.6: Number of institutional sites assisted	A.6.9: Number of fuel or energy-efficient stoves distributed in WFP-assisted schools	stove	836	836
A: Boys and girls attending targeted schools receive timely and adequate nutritious school meals linked to locally sourced food to meet their food and nutrition needs and support school retention and completion				
School feeding (on-site)				
A.8: Number of rations provided	A.8.1: Number of rations provided	ration	180	160
E*: Adolescent girls attending targeted schools receive gender-transformative social and behaviour change communication (SBCC) to support school retention, improve their nutritional status, nutrition-related practices and essential life-skills				
School feeding (on-site)				
E*.4: Number of people reached through interpersonal SBCC approaches	E*.4.1: Number of people reached through interpersonal SBCC approaches (male)	Number	64,340	57,906
E*.4: Number of people reached through interpersonal SBCC approaches	E*.4.2: Number of people reached through interpersonal SBCC approaches (female)	Number	59,620	53,658
E*.5: Number of people reached through SBCC approaches using media	E*.5.1: Number of people reached through SBCC approaches using mass media (i.e. national TV programme).	Individual	18,000	18,000
N*: N.1 Feeding days as percentage of total school days (new)				
School feeding (on-site)				
N*.1: Feeding days as percentage of total school days	N*.1.1: Feeding days as percentage of total school days	%	100	80
N*.2: Average number of school days per month on which multi-fortified or at least 4 food groups were provided (nutrition-sensitive indicator)	N*.2.1: Average number of school days per month on which multi-fortified or at least 4 food groups were provided (nutrition-sensitive indicator)	Days	16	16
N*.5: Number of schools with infrastructure rehabilitated or constructed	N*.5.3: Number of schools with infrastructure rehabilitated or constructed	unit	50	30

Outcome Results								
Activity 02: Equitably provide an integrated school feeding package to boys, girls and adolescents during the school year in a way that relies on and stimulates local production (home-grown school feeding)								
Outcome Indicator	Sex	Baseline	End-CSP Target	2022 Target	2022 Follow-up	2021 Follow-up	2020 Follow-up	source
Target Group: CHILDREN - Location: Niger - Modality: - Subactivity: School feeding (on-site)								

Attendance rate (new)	Female	80.93	≥80	≥95	97.6	97	61	WFP
	Male	79.15	≥80	≥95	97.6	97	61	programme
	Overall	79.95	≥80	≥95	97.6	97	61	monitoring
Enrolment rate	Female	1.8	≥5	≥3.8	17.6	3.8	3.5	WFP
	Male	2.9	≥5	≥3.8	13.7	3.8	3.5	programme
	Overall	2.3	≥5	≥3.8	15.7	3.8	3.5	monitoring
Gender ratio	Female	0.82	=1	=0.9	1	0.9	0.84	WFP
	Male	0.82	=1	=0.9	1	0.9	0.84	programme
	Overall	0.82	=1	=0.9	1	0.9	0.84	monitoring
Retention rate / Drop-out rate (new): Drop-out rate	Female	1.83	≤1.8	≤1.4	2.2	2.3	1.6	WFP
	Male	1.82	≤1.8	≤1.4	1.8	2.3	1.6	programme
	Overall	1.82	≤1.8	≤1.4	2	2.3	1.6	monitoring
Retention rate / Drop-out rate (new): Retention rate	Female	98.17	≥98.5	≥98.2	97.6	97.7	98.4	WFP
	Male	98.18	≥98.5	≥98.2	98.3	97.7	98.4	programme
	Overall	98.18	≥98.5	≥98.2	97.9	97.7	98.4	monitoring
	Female							WFP
	Male							programme
	Overall							monitoring

Strategic Outcome 03: Nutritionally vulnerable persons and communities including children 6-59 months, pregnant women and girls, adolescent girls, in targeted areas have improved nutritional status by 2024				Resilience Building	
Output Results					
Activity 03: Support national nutrition programme through provision of preventive and curative nutrition services (including SBCC, local food fortification, complementary feeding and capacity strengthening) to targeted populations					
Detailed Indicator	Beneficiary Group	Sub Activity	Unit of measure	Planned	Actual
A.1: Beneficiaries receiving capacity strengthening transfers	All	Treatment of moderate acute malnutrition	Female	193,200	193,200
			Male	149,353	149,353
			Total	342,553	342,553
A.1: Beneficiaries receiving cash-based transfers	Activity supporters	Treatment of moderate acute malnutrition	Female	0	346
			Total	0	346
A.1: Beneficiaries receiving cash-based transfers	Pregnant and lactating women	Treatment of moderate acute malnutrition	Female	42,901	0
			Total	42,901	0
A.1: Beneficiaries receiving food transfers	Activity supporters	Treatment of moderate acute malnutrition	Female	32,631	46,383
			Total	32,631	46,383
A.1: Beneficiaries receiving food transfers	Children	Treatment of moderate acute malnutrition	Female	171,322	179,415
			Male	155,006	162,328
			Total	326,328	341,743
A.1: Beneficiaries receiving food transfers	Pregnant and lactating women	Treatment of moderate acute malnutrition	Female	42,901	86,897
			Total	42,901	86,897
A.2: Food transfers			MT	6,047	2,937
A.3: Cash-based transfers			US\$	3,938,404	24,553

Output Results				
Activity 03: Support national nutrition programme through provision of preventive and curative nutrition services (including SBCC, local food fortification, complementary feeding and capacity strengthening) to targeted populations				
Output indicator	Detailed indicator	Unit of measure	Planned	Actual
A: Targeted boys and girls aged 6-23 months, pregnant women and girls, receive adequate and timely specialized nutritious food to treat moderate acute malnutrition				
Climate adaptation and risk management activities				
A.5: Quantity of non-food items distributed	A.5.7: Number of institution stoves distributed	non-food item	17,786	5,516
A.6: Number of institutional sites assisted	A.6.11: Number of institutional sites assisted	site	17,368	5,098
B: Targeted boys and girls aged 6-23 months, pregnant women and girls, receive adequate and timely specialized nutritious food to treat moderate acute malnutrition				
Treatment of moderate acute malnutrition				
B.1: Quantity of fortified food provided	B.1.1: Quantity of fortified food provided	MT	490.75	9.5
B.2: Quantity of specialized nutritious foods provided	B.2.1: Quantity of specialized nutritious foods provided	MT	2,447.46	2,103.76
C: Targeted boys and girls aged 6-59 months, pregnant women and girls and adolescent girls and boys benefit from enhanced capacities of health personnel, and community in malnutrition treatment and prevention to access nutrition and complementary health services				
Treatment of moderate acute malnutrition				
C.4*: Number of people engaged in capacity strengthening initiatives facilitated by WFP to enhance national food security and nutrition stakeholder capacities (new)	C.4*.1: Number of government/national partner staff receiving technical assistance and training	Individual	544	419
E*: Targeted women and men, adolescent girls and boys and their communities receive social behaviour change communication (SBCC) and incentives to improve nutrition-related practices				
Treatment of moderate acute malnutrition				
E*.4: Number of people reached through interpersonal SBCC approaches	E*.4.1: Number of people reached through interpersonal SBCC approaches (male)	Number	22,625	47,957
E*.4: Number of people reached through interpersonal SBCC approaches	E*.4.2: Number of people reached through interpersonal SBCC approaches (female)	Number	90,496	294,596
E*.5: Number of people reached through SBCC approaches using media	E*.5.1: Number of people reached through SBCC approaches using mass media (i.e. national TV programme).	Individual	386,593	386,593

Outcome Results								
Activity 03: Support national nutrition programme through provision of preventive and curative nutrition services (including SBCC, local food fortification, complementary feeding and capacity strengthening) to targeted populations								
Outcome Indicator	Sex	Baseline	End-CSP Target	2022 Target	2022 Follow-up	2021 Follow-up	2020 Follow-up	source
Target Group: All - Location: Niger - Modality: - Subactivity: Prevention of acute malnutrition								
Food Consumption Score – Nutrition: Percentage of households that consumed Hem Iron rich food daily (in the last 7 days)	Female	0.4	>5	>5	0.9	1.2	1.8	WFP survey
	Male	0.3	>5	>5	1.9	2.7	2.1	WFP survey
	Overall	0.3	>5	>5	1.7	2.4	2	WFP survey
Food Consumption Score – Nutrition: Percentage of households that consumed Vit A rich food daily (in the last 7 days)	Female	66	>70	>70	80.7	56.7	80.4	WFP survey
	Male	66.5	>70	>70	83.6	60.4	78.1	WFP survey
	Overall	66.4	>70	>70	83.1	59.7	78.7	WFP survey
Food Consumption Score – Nutrition: Percentage of households that consumed Protein rich food daily (in the last 7 days)	Female	36.6	>40	>40	54.7	53.7	52.7	WFP survey
	Male	35.6	>38	>38	57.3	56.6	49.2	WFP survey
	Overall	35.8	>37	>37	56.9	56	50	WFP survey

Food Consumption Score – Nutrition: Percentage of households that never consumed Hem Iron rich food (in the last 7 days)	Female	64.9	<55	<55	55.8	59.7	64.5	WFP survey
	Male	55.6	<55	<55	49.2	55.3	57.3	WFP survey
	Overall	57.7	<55	<55	50.3	56.1	59	WFP survey
Food Consumption Score – Nutrition: Percentage of households that never consumed Protein rich food (in the last 7 days)	Female	16.4	<15	<15	5.7	11.8	8.1	WFP survey
	Male	12.4	<12	<12	3.6	8.4	7	WFP survey
	Overall	13.3	<13	<13	4	9	7.3	WFP survey
Food Consumption Score – Nutrition: Percentage of households that never consumed Vit A rich food (in the last 7 days)	Female	6.2	<5	<5	2.7	14.5	1.3	WFP survey
	Male	4.6	<4	<4	2.2	90.2	2.1	WFP survey
	Overall	5	<5	<5	2.2	10.3	1.9	WFP survey
Food Consumption Score – Nutrition: Percentage of households that sometimes consumed Hem Iron rich food (in the last 7 days)	Female	34.7	<40	<40	43.3	32.9	33.7	WFP survey
	Male	44	<40	<40	48.9	42	40.6	WFP survey
	Overall	41.9	<40	<40	48	41.5	39	WFP survey
Food Consumption Score – Nutrition: Percentage of households that sometimes consumed Protein rich food (in the last 7 days)	Female	47	<45	<45	39.6	34.6	39.2	WFP survey
	Male	52.1	<50	<50	39.1	35	43.8	WFP survey
	Overall	50.9	<50	<50	39.1	34.9	42.7	WFP survey
Food Consumption Score – Nutrition: Percentage of households that sometimes consumed Vit A rich food (in the last 7 days)	Female	27.8	<25	<25	16.6	28.8	18.3	WFP survey
	Male	28.9	<26	<26	14.2	30.4	19.8	WFP survey
	Overall	28.6	<25	<25	14.6	30.1	19.4	WFP survey
Proportion of children 6-23 months of age who receive a minimum acceptable diet	Female	11.3	>70	>21.3	10.7	12.1	6.8	WFP survey
	Male	11.3	>70	>21.3	12.3	16.9	6.8	WFP survey
	Overall	11.3	>70	>21.3	11.5	14.5	6.8	WFP survey
Proportion of target population that participates in an adequate number of distributions (adherence)	Female	0	>66	>66	67.9	81.8	89.6	WFP survey
	Male	0	>66	>66	70.6	83.3	89.6	WFP survey
	Overall	0	>66	>66	69.2	82.5	89.6	WFP survey
Target Group: All - Location: Niger - Modality: - Subactivity: Treatment of moderate acute malnutrition								
MAM Treatment Default rate	Overall	11	<15	<15	2.97	4.84	5.33	WFP programme monitoring
MAM Treatment Mortality rate	Overall	0.02	<3	<3	0.07	0.31	0.14	WFP programme monitoring
MAM Treatment Non-response rate	Overall	1.13	<15	<15	0.62	0.63	2.95	WFP programme monitoring
MAM Treatment Recovery rate	Overall	87.85	>75	>75	96.34	94.21	91.58	WFP programme monitoring
Proportion of eligible population that participates in programme (coverage)	Female	0	≥50	≥50		20.5		WFP programme monitoring
	Male	0	≥50	≥50		20.5		WFP programme monitoring
	Overall	0	≥50	≥50		20.5		WFP programme monitoring
Target Group: WOMEN - Location: Niger - Modality: - Subactivity: General Distribution								
Minimum Dietary Diversity – Women	Overall	25.7	>30	>29	48.6	38.6	28.6	WFP survey

Strategic Outcome 04: Food insecure populations and communities including those affected by climate shocks, in targeted areas have more resilient livelihoods integrated into sustainable and equitable food systems to ensure access to adequate and nutritious food by 2024					Resilience Building
Output Results					
Activity 04: Provide livelihood support to food insecure and at-risk of food insecurity men, women, boys and girls, including the development or rehabilitation of natural and productive assets (FFA), climate risk management measures, and value chains					
Detailed Indicator	Beneficiary Group	Sub Activity	Unit of measure	Planned	Actual
A.1: Beneficiaries receiving capacity strengthening transfers	All	Food assistance for asset	Female	138,551	137,501
			Male	107,107	106,295
			Total	245,658	243,796
A.1: Beneficiaries receiving capacity strengthening transfers	All	Smallholder agricultural market support activities	Female	1,800	1,008
			Male	1,392	780
			Total	3,192	1,788
A.1: Beneficiaries receiving cash-based transfers	All	Food assistance for asset	Female	294,785	327,343
			Male	227,883	342,071
			Total	522,668	669,414
A.1: Beneficiaries receiving cash-based transfers	All	General Distribution	Female	359,418	87,861
			Male	329,650	83,072
			Total	689,068	170,933
A.1: Beneficiaries receiving cash-based transfers	Children	Prevention of acute malnutrition	Male	1	0
			Total	1	0
A.1: Beneficiaries receiving food transfers	All	Food assistance for asset	Female	123,558	89,859
			Male	95,515	93,902
			Total	219,073	183,761
A.1: Beneficiaries receiving food transfers	All	General Distribution	Female	114,269	0
			Male	104,804	0
			Total	219,073	0
A.1: Beneficiaries receiving food transfers	Children	Prevention of acute malnutrition	Female	26,626	21,196
			Male	30,025	23,901
			Total	56,651	45,097
A.2: Food transfers			MT	19,032	12,338
A.3: Cash-based transfers			US\$	36,765,056	25,990,341

Output Results				
Activity 04: Provide livelihood support to food insecure and at-risk of food insecurity men, women, boys and girls, including the development or rehabilitation of natural and productive assets (FFA), climate risk management measures, and value chains				
Output indicator	Detailed indicator	Unit of measure	Planned	Actual
A: Targeted women, men, girls and boys receive timely and adequate FFA transfers to meet their short-term food needs while improving their livelihoods' resilience				
Climate adaptation and risk management activities				
A.5: Quantity of non-food items distributed	A.5.16: Quantity of fuel efficiency stoves distributed	non-food item	36,497	36,497
B: Nutritious foods provided				
Prevention of acute malnutrition				
B.2: Quantity of specialized nutritious foods provided	B.2.1: Quantity of specialized nutritious foods provided	MT	805.25	578.33
D: Women, men, girls and boys in targeted areas equitably benefit from new or restored community assets to enhance their resilience to natural and man-made shocks and adaptation to climate change				
Climate adaptation and risk management activities				
D.1: Number of assets built, restored or maintained by targeted households and communities, by type and unit of measure	D.1.154: Number of non-food items distributed (tools, milling machines, pumps, etc.)	Number	36	36
D.2*: Number of people provided with direct access to energy products or services	D.2*.10: Total number of people provided with direct access to energy products or services (Cooking)	Number	294,000	293,993
D.2*: Number of people provided with direct access to energy products or services	D.2*.12: Total number of people provided with direct access to energy products or services (Productive uses)	Number	5,685	6,369
Food assistance for asset				
D.1: Number of assets built, restored or maintained by targeted households and communities, by type and unit of measure	D.1.17: Hectares (ha) of land cleared	Ha	44,000	46,281
F: Value chain actors benefit from enhanced capacities and local purchases to sustainably increase their productivity, diversify their production, foster access to local markets through home-grown school feeding and strengthened local economies				
Smallholder agricultural market support activities				
F.1: Number of smallholder farmers supported/trained	F.1.10: Number of farmer individuals supported through local purchases	Individual	3,192	1,788
G: Women, men, girls and boys in targeted areas benefit from new or restored community assets to enhance their resilience to natural and man-made shocks and adaptation to climate change				
Climate adaptation and risk management activities				
G.10: Number of people benefiting from assets and climate adaptation practices facilitated by WFP's Risk Management activities	G.10.1: Number of people benefiting from assets and climate adaptation practices facilitated by WFP's Risk Management activities	Individual	985,455	985,455
G.8*: Number of people provided with direct access to information on climate and weather risks	G.8*.3: Number of people provided with direct access to information on climate and weather risks through mobile phones and/or SMS services	Number	572	580
G.8*: Number of people provided with direct access to information on climate and weather risks	G.8*.4: Number of people provided with direct access to information on climate and weather risks through face-to-face communication channels	Number	572	761
G.8*: Number of people provided with direct access to information on climate and weather risks	G.8*.5: Number of people provided with direct access to information on climate and weather risks through Radio Programmes	Number	1,800,000	1,884,143
Forecast-based Anticipatory Climate Actions				

G.7: Percentage of tools developed or reviewed to strengthen national capacities for Forecast-based Anticipatory Action	G.7.1: Percentage of tools developed or reviewed to strengthen national capacities for Forecast-based Anticipatory Action	%	100	100
G.7: Percentage of tools developed or reviewed to strengthen national capacities for Forecast-based Anticipatory Action	G.7.2: Number of Anticipatory Action SOPs developed or reviewed through WFP's support	tool	2	2
G.8*: Number of people provided with direct access to information on climate and weather risks	G.8*.3: Number of people provided with direct access to information on climate and weather risks through mobile phones and/or SMS services	Number	126	69
G.8*: Number of people provided with direct access to information on climate and weather risks	G.8*.4: Number of people provided with direct access to information on climate and weather risks through face-to-face communication channels	Number	126	180
G.8*: Number of people provided with direct access to information on climate and weather risks	G.8*.5: Number of people provided with direct access to information on climate and weather risks through Radio Programmes	Number	150,000	162,000
G.9: Number of people covered and assisted through Forecast-based Anticipatory Actions against climate shocks	G.9.1: Number of people covered and assisted through Forecast-based Anticipatory Actions against climate shocks (male)	Individual	21,660	16,402
G.9: Number of people covered and assisted through Forecast-based Anticipatory Actions against climate shocks	G.9.2: Number of people covered and assisted through Forecast-based Anticipatory Actions against climate shocks (female)	Individual	23,940	21,218

Outcome Results

Activity 04: Provide livelihood support to food insecure and at-risk of food insecurity men, women, boys and girls, including the development or rehabilitation of natural and productive assets (FFA), climate risk management measures, and value chains

Outcome Indicator	Sex	Baseline	End-CSP Target	2022 Target	2022 Follow-up	2021 Follow-up	2020 Follow-up	source
Target Group: All - Location: Niger - Modality: - Subactivity: Food assistance for asset								
Consumption-based Coping Strategy Index (Average)	Female	1.76	≤1.5	≤1.6	2	8.1	3.43	WFP survey
	Male	1.63	≤1.5	≤1.6	1.5	7	3.68	WFP survey
	Overall	1.66	≤1.5	≤1.6	1.6	7.2	3.62	WFP survey
Food Consumption Score: Percentage of households with Acceptable Food Consumption Score	Female	40.7	≥50	≥50	62.6	54.6	58	WFP survey
	Male	43.2	≥50	≥50	66.3	61.4	54.9	WFP survey
	Overall	42.6	≥50	≥50	65.7	60.1	55.7	WFP survey
Food Consumption Score: Percentage of households with Borderline Food Consumption Score	Female	28.4	≥30	≥30	25.7	19.1	25.1	WFP survey
	Male	30.5	≥30	≥30	25.7	22.4	29.2	WFP survey
	Overall	30	≥30	≥30	25.7	21.8	28.2	WFP survey
Food Consumption Score: Percentage of households with Poor Food Consumption Score	Female	31	<25	<20	11.7	26.3	17	WFP survey
	Male	26.3	<25	<20	8	16.2	15.9	WFP survey
	Overall	27.4	<20	<20	8.6	18.2	16.1	WFP survey
Livelihood-based Coping Strategy Index (Percentage of households using coping strategies): Percentage of households not using livelihood based coping strategies	Female	83.2	>85	>84.5	69.5	42.4	66.6	WFP survey
	Male	84	>85	>84.5	70.1	50.4	61.5	WFP survey
	Overall	83.8	>85	>84.5	70	48.8	62.7	WFP survey
Livelihood-based Coping Strategy Index (Percentage of households using coping strategies): Percentage of households using crisis coping strategies	Female	1.7	<2	<2	6.9	9.2	1.3	WFP survey
	Male	2.4	<2	<2	6.1	9.6	2.1	WFP survey
	Overall	2.2	<2	<2	6.3	9.5	1.9	WFP survey

Livelihood-based Coping Strategy Index (Percentage of households using coping strategies): Percentage of households using emergency coping strategies	Female	10.3	<9	<9.4	3.4	34.1	27.7	WFP survey
	Male	9.2	<9	<9.4	3.3	25.6	32.7	WFP survey
	Overall	9.4	<9	<9.4	3.3	27.3	31.5	WFP survey
Livelihood-based Coping Strategy Index (Percentage of households using coping strategies): Percentage of households using stress coping strategies	Female	4.9	<4	<4.7	20.2	14.3	4.4	WFP survey
	Male	4.4	<4	<4.7	20.4	14.4	3.7	WFP survey
	Overall	4.5	<4	<4.7	20.4	14.4	3.9	WFP survey
Percentage of households who integrate adaptation measures in their activities/livelihoods	Overall	0	=100	=100	100	100		WFP survey
Proportion of the population in targeted communities reporting benefits from an enhanced livelihood asset base	Overall	62.57	>65	>63.5	88.3	87	87.19	WFP survey
Target Group: All - Location: Niger - Modality: - Subactivity: General Distribution								
Default rate (as a percentage) of WFP pro-smallholder farmer procurement contracts	Overall	44	<44	≤30	31	41	44	WFP programme monitoring
Percentage increase in production of high-quality and nutrition-dense foods	Overall	0	>25	>25	113.48	507	50	Secondary data
Percentage of WFP food procured from smallholder farmer aggregation systems	Overall	0	>10	≥10	2	9	12	WFP programme monitoring
Percentage of targeted smallholders selling through WFP-supported farmer aggregation systems	Overall	0	=100	=100	100	75	80	WFP programme monitoring
Value and volume of smallholder sales through WFP-supported aggregation systems: Value (USD)	Overall	0	≥1,575,000	≥1,623,167	429,412	1,260,021	1,298,742	WFP programme monitoring
Value and volume of smallholder sales through WFP-supported aggregation systems: Volume (MT)	Overall	0	≥4,500	≥2,500	756.5	2,359	3,300	WFP programme monitoring
Target Group: All - Location: Niger - Modality: - Subactivity: School feeding (on-site)								
Food expenditure share	Female	99.3	<70	<80	90.9	87.7	67.6	WFP survey
	Male	97.3	<70	<80	86.9	81	57.1	WFP survey
	Overall	97.7	<70	<80	87.6	82.4	59.6	WFP survey

Strategic Outcome 05: National institutions and other partners have strengthened capacities to design and manage integrated, gender-responsive and shock-responsive food security, nutrition, social protection policies and programmes by 2024 - Resilience Building

Output Results

Activity 05: Provide capacity strengthening to national, decentralised institutions and partners on coherent gender equitable and gender-transformative intersectoral policies, planning, coordination mechanisms, ownership and programme implementation, and knowledge management

Output indicator	Detailed indicator	Unit of measure	Planned	Actual
------------------	--------------------	-----------------	---------	--------

C: Food insecure and nutritionally vulnerable boys, girls, men and women benefit from the government's strengthened capacities to plan and implement gender-equitable and transformative evidence-based interventions to receive timely and adequate assistance from the Government and its partners

Institutional capacity strengthening activities

C.4*: Number of people engaged in capacity strengthening initiatives facilitated by WFP to enhance national food security and nutrition stakeholder capacities (new)	C.4*.1: Number of government/national partner staff receiving technical assistance and training	Individual	20,000	15,607
C.5*: Number of capacity strengthening initiatives facilitated by WFP to enhance national food security and nutrition stakeholder capacities (new)	C.5*.1: Number of technical assistance activities provided	unit	20	
C.6*: Number of tools or products developed or revised to enhance national food security and nutrition systems as a result of WFP capacity strengthening support (new)	C.6*.1: Number of tools or products developed	unit	17	45

Outcome Results

Activity 05: Provide capacity strengthening to national, decentralised institutions and partners on coherent gender equitable and gender-transformative intersectoral policies, planning, coordination mechanisms, ownership and programme implementation, and knowledge management

Outcome Indicator	Sex	Baseline	End-CSP Target	2022 Target	2022 Follow-up	2021 Follow-up	2020 Follow-up	source
-------------------	-----	----------	----------------	-------------	----------------	----------------	----------------	--------

Target Group: All - **Location:** Niger - **Modality:** - **Subactivity:** Institutional capacity strengthening activities

Number of national food security and nutrition policies, programmes and system components enhanced as a result of WFP capacity strengthening (new)	Overall	0	≥7	≥7	7			Secondary data
Partnerships Index (new)	Overall	0	≥15	≥12	15	13	13	Secondary data

Strategic Outcome 06: Humanitarian and development partners in Niger have access to common services and expertise to access and operate in targeted areas until appropriate and sustainable alternatives are available				- Crisis Response	
Output Results					
Activity 06: Provide UNHAS flight services to partners, to access areas of humanitarian interventions					
Output indicator	Detailed indicator	Unit of measure	Planned	Actual	
H: Crisis affected persons targeted by humanitarian and development partners benefit from timely and cost-saving UNHAS services to receive timely, equitable and effective assistance					
Humanitarian Air Service					
H.4: Total volume of cargo transported	H.4.10: Quantity (mt) of cargo transported	MT	30	29.5	
H.7: Total number of passengers transported	H.7.3: Number of passengers transported	Individual	16,800	17,276	
Activity 07: Provide logistics, ITC and coordination services to partners in absence of alternative to ensure humanitarian assistance as well as other supply chain services and expertise on demand					
Output indicator	Detailed indicator	Unit of measure	Planned	Actual	
H: Crisis-affected persons targeted by humanitarian and development partners benefit from timely and cost-saving ETC services to receive timely, equitable and effective assistance					
Emergency Telecommunication Cluster					
H.8: Number of emergency telecoms and information and communications technology (ICT) systems established, by type	H.8.1: Number of emergency telecoms and information and communications technology (ICT) systems established	system	3	0	
H: Crisis-affected persons targeted by humanitarian and development partners benefit from timely and cost-saving coordination services to receive timely, equitable and effective assistance					
Logistics Cluster					
H.2: Number of WFP-led clusters operational, by type	H.2.1: Number of WFP-led clusters operational	unit	1	1	

Outcome Results								
Activity 06: Provide UNHAS flight services to partners, to access areas of humanitarian interventions								
Outcome Indicator	Sex	Baseline	End-CSP Target	2022 Target	2022 Follow-up	2021 Follow-up	2020 Follow-up	source
Target Group: All - Location: Niger - Modality: - Subactivity: Humanitarian Air Service								
Partnerships Index (new)	Overall	0	≥15	≥14	13	13	13	Secondary data
User satisfaction rate	Overall	0	≥90	≥90	95.43		80.76	WFP survey

Cross-cutting Indicators

Progress towards gender equality indicators

Improved gender equality and women's empowerment among WFP-assisted population								
Activity 04: Provide livelihood support to food insecure and at-risk of food insecurity men, women, boys and girls, including the development or rehabilitation of natural and productive assets (FFA), climate risk management measures, and value chains								
CrossCutting Indicator	Sex	Baseline	End-CSP Target	2022 Target	2022 Follow-up	2021 Follow-up	2020 Follow-up	source
Target Group: ALL - Location: Niger - Modality: - - Subactivity: General Distribution								
Proportion of food assistance decision-making entity – committees, boards, teams, etc. – members who are women - -	Overall	18.65	>50	≥50			17.99	-
Proportion of households where women, men, or both women and men make decisions on the use of food/cash/vouchers, disaggregated by transfer modality - Decisions jointly made by women and men	Overall	35.3	>36	>35.5	40.6	20.5	30	WFP survey
Proportion of households where women, men, or both women and men make decisions on the use of food/cash/vouchers, disaggregated by transfer modality - Decisions made by men	Overall	43.4	≤44	≤43.4	42.2	59.2	46.5	WFP survey
Proportion of households where women, men, or both women and men make decisions on the use of food/cash/vouchers, disaggregated by transfer modality - Decisions made by women	Overall	21.3	>22	>21.3	17.2	20.3	23.6	-

Protection indicators

Affected populations are able to benefit from WFP programmes in a manner that ensures and promotes their safety, dignity and integrity

Activity 01: Provide an integrated food and nutrition assistance to crisis-affected populations (refugees, IDPs, host communities and returnees)

CrossCutting Indicator	Sex	Baseline	End-CSP Target	2022 Target	2022 Follow-up	2021 Follow-up	2020 Follow-up	source
Target Group: ALL - Location: Niger - Modality: - - Subactivity: General Distribution								
Proportion of targeted people having unhindered access to WFP programmes (new) - -	Female	0		=100	83			WFP survey
	Male	0		=100	83			WFP survey
	Overall	0		=100	83			WFP survey
Proportion of targeted people receiving assistance without safety challenges (new) - -	Female	0		≤90	99			WFP survey
	Male	0		≤90	99			WFP survey
	Overall	0		≤90	99			WFP survey
Proportion of targeted people who report that WFP programmes are dignified (new) - -	Female	0		≥90	90			WFP survey
	Male	0		≥90	90			WFP survey
	Overall	0		≥90	90			WFP survey

Activity 04: Provide livelihood support to food insecure and at-risk of food insecurity men, women, boys and girls, including the development or rehabilitation of natural and productive assets (FFA), climate risk management measures, and value chains

CrossCutting Indicator	Sex	Baseline	End-CSP Target	2022 Target	2022 Follow-up	2021 Follow-up	2020 Follow-up	source
Target Group: ALL - Location: Niger - Modality: - - Subactivity: General Distribution								
Proportion of targeted people having unhindered access to WFP programmes (new) - -	Female	99.8	=100	=100	86.6	92.4	91.8	-
	Male	99.8	=100	=100	86.6	92.4	91.8	WFP survey
	Overall	99.8	=100	=100	86.6	92.4	91.8	-
Proportion of targeted people receiving assistance without safety challenges (new) - -	Female	99.6	=100	≥91.4	99	91.4	99.3	-
	Male	99.6	=100	≥91.4	99	91.4	99.3	WFP survey
	Overall	99.6	=100	≥91.4	99	91.4	99.3	-
Proportion of targeted people who report that WFP programmes are dignified (new) - -	Female	87.6	≥95	≥90	90	96.3	98.4	-
	Male	87.6	≥95	≥90	90	96.3	98.4	WFP survey
	Overall	87.6	≥95	≥90	90	96.3	98.4	WFP survey

Accountability to affected population indicators

Affected populations are able to hold WFP and partners accountable for meeting their hunger needs in a manner that reflects their views and preferences

Activity 01: Provide an integrated food and nutrition assistance to crisis-affected populations (refugees, IDPs, host communities and returnees)

CrossCutting Indicator	Sex	Baseline	End-CSP Target	2022 Target	2022 Follow-up	2021 Follow-up	2020 Follow-up	source
Target Group: ALL - Location: Niger - Modality: - - Subactivity:								
Proportion of project activities for which beneficiary feedback is documented, analysed and integrated into programme improvements - -	Overall	0	=100	=100	100	100	100	WFP programme monitoring

Target Group: ALL - Location: Niger - Modality: - - Subactivity: General Distribution

Proportion of assisted people informed about the programme (who is included, what people will receive, length of assistance) - -	Female	0	=100	>50	91	19.4	15.1	WFP programme monitoring WFP programme monitoring -
	Male	0	=90	>50	91	19.4	15.1	
	Overall	0	=100	>50	91	19.4	15.1	

Activity 04: Provide livelihood support to food insecure and at-risk of food insecurity men, women, boys and girls, including the development or rehabilitation of natural and productive assets (FFA), climate risk management measures, and value chains

CrossCutting Indicator	Sex	Baseline	End-CSP Target	2022 Target	2022 Follow-up	2021 Follow-up	2020 Follow-up	source
Target Group: ALL - Location: Niger - Modality: - - Subactivity:								
Proportion of project activities for which beneficiary feedback is documented, analysed and integrated into programme improvements - -	Overall	0	=100	=100	100	100	100	Secondary data
Target Group: ALL - Location: Niger - Modality: - - Subactivity: General Distribution								
Proportion of assisted people informed about the programme (who is included, what people will receive, length of assistance) - -	Female	7	=100	>50	25.9	47.4	17.3	- WFP survey -
	Male	7	=100	>50	25.9	47.4	17.3	
	Overall	7	=100	>50	25.9	47.4	17.3	

Environment indicators

Targeted communities benefit from WFP programmes in a manner that does not harm the environment								
Activity 04: Provide livelihood support to food insecure and at-risk of food insecurity men, women, boys and girls, including the development or rehabilitation of natural and productive assets (FFA), climate risk management measures, and value chains								
CrossCutting Indicator	Sex	Baseline	End-CSP Target	2022 Target	2022 Follow-up	2021 Follow-up	2020 Follow-up	source
Target Group: ALL - Location: Niger - Modality: - - Subactivity: General Distribution								
Proportion of FLAs/MOUs/CCs for CSP activities screened for environmental and social risk - -	Overall	0	=100	≥25		0		-
Proportion of activities for which environmental risks have been screened and, as required, mitigation actions identified - -	Overall	0	=100	=50			25	Secondary data

Cover page photo © WFP/Tijs Magagi Hoornaert

School feeding and school gardening beneficiaries in the Simiri primary school, Tillabéri Region, Niger, October 2022.

World Food Programme

Contact info

Jean-Noël Gentile

jean-noel.gentile@wfp.org

<https://www.wfp.org/countries/niger>

Financial Section

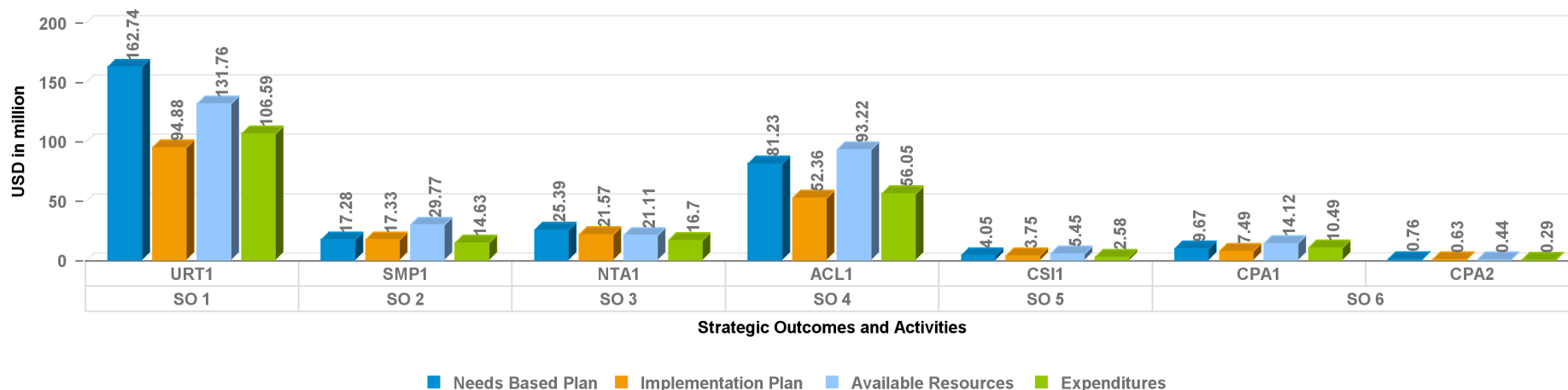
Financial information is taken from WFP's financial records which have been submitted to WFP's auditors.

Annual Country Report

Niger Country Portfolio Budget 2022 (2020-2024)

Annual Financial Overview for the period 1 January to 31 December 2022 (Amount in USD)

Annual CPB Overview



Code	Strategic Outcome
SO 1	Crisis affected populations, including refugees, IDPs host communities and returnees in targeted areas are able to meet their basic food and nutrition needs during and in the aftermath of a crisis
SO 2	School-aged girls and boys including adolescents in targeted food insecure and pastoral regions have access to adequate and nutritious food during the school year
SO 3	Nutritionally vulnerable persons and communities including children 6-59 months, pregnant women and girls, adolescent girls, in targeted areas have improved nutritional status by 2024
SO 4	Food insecure populations and communities including those affected by climate shocks, in targeted areas have more resilient livelihoods integrated into sustainable and equitable food systems to ensure access to adequate and nutritious food by 2024
SO 5	National institutions and other partners have strengthened capacities to design and manage integrated, gender-responsive and shock-responsive food security, nutrition, social protection policies and programmes by 2024
SO 6	Humanitarian and development partners in Niger have access to common services and expertise to access and operate in targeted areas until appropriate and sustainable alternatives are available
Code	Country Activity Long Description
ACL1	Provide livelihood support to food insecure and at-risk of food insecurity men, women, boys and girls, including the development or rehabilitation of natural and productive assets (FFA), climate risk management measures, and value chains
CPA1	Provide UNHAS flight services to partners, to access areas of humanitarian interventions
CPA2	Provide logistics, ITC and coordination services to partners in absence of alternative to ensure humanitarian assistance as well as other supply chain services and expertise on demand
CSI1	Provide capacity strengthening to national, decentralised institutions and partners on coherent gender equitable and gender-transformative intersectoral policies, planning, coordination mechanisms, ownership and programme implementation, and knowledge management
NTA1	Support national nutrition programme through provision of preventive and curative nutrition services (including SBCC, local food fortification, complementary feeding and capacity strengthening) to targeted populations
SMP1	Equitably provide an integrated school feeding package to boys, girls and adolescents during the school year in a way that relies on and stimulates local production (home-grown school feeding)
URT1	Provide an integrated food and nutrition assistance to crisis-affected populations (refugees, IDPs, host communities and returnees)

Annual Country Report

Niger Country Portfolio Budget 2022 (2020-2024)

Annual Financial Overview for the period 1 January to 31 December 2022 (Amount in USD)

Strategic Result	Strategic Outcome	Activity	Needs Based Plan	Implementation Plan	Available Resources	Expenditures	
1	Crisis affected populations, including refugees, IDPs host communities and returnees in targeted areas are able to meet their basic food and nutrition needs during and in the aftermath of a crisis	Provide an integrated food and nutrition assistance to crisis-affected populations (refugees, IDPs, host communities and returnees)	162,737,523	94,881,742	131,763,073	106,591,687	
		Non Activity Specific	0	0	495,593	0	
	School-aged girls and boys including adolescents in targeted food insecure and pastoral regions have access to adequate and nutritious food during the school year	Equitably provide an integrated school feeding package to boys, girls and adolescents during the school year in a way that relies on and stimulates local production (home-grown school feeding)	17,284,001	17,334,744	29,765,723	14,625,092	
		Non Activity Specific	0	0	390,769	0	
	Subtotal Strategic Result 1. Everyone has access to food (SDG Target 2.1)			180,021,523	112,216,485	162,415,158	121,216,779

Annual Country Report

Niger Country Portfolio Budget 2022 (2020-2024)

Annual Financial Overview for the period 1 January to 31 December 2022 (Amount in USD)

Strategic Result	Strategic Outcome	Activity	Needs Based Plan	Implementation Plan	Available Resources	Expenditures
2	Nutritionally vulnerable persons and communities including children 6-59 months, pregnant women and girls, adolescent girls, in targeted areas have improved nutritional status by 2024	Support national nutrition programme through provision of preventive and curative nutrition services (including SBCC, local food fortification, complementary feeding and capacity strengthening) to targeted populations	25,388,721	21,569,922	21,109,031	16,700,548
		Non Activity Specific	0	0	721,156	0
Subtotal Strategic Result 2. No one suffers from malnutrition (SDG Target 2.2)			25,388,721	21,569,922	21,830,188	16,700,548

Annual Country Report

Niger Country Portfolio Budget 2022 (2020-2024)

Annual Financial Overview for the period 1 January to 31 December 2022 (Amount in USD)

Strategic Result	Strategic Outcome	Activity	Needs Based Plan	Implementation Plan	Available Resources	Expenditures
4	Food insecure populations and communities including those affected by climate shocks, in targeted areas have more resilient livelihoods integrated into sustainable and equitable food systems to ensure access to adequate and nutritious food by 2024	Provide livelihood support to food insecure and at-risk of food insecurity men, women, boys and girls, including the development or rehabilitation of natural and productive assets (FFA), climate risk management measures, and value chains	81,225,079	52,363,843	93,222,350	56,054,918
		Non Activity Specific	0	0	1,466,885	0
Subtotal Strategic Result 4. Food systems are sustainable (SDG Target 2.4)			81,225,079	52,363,843	94,689,234	56,054,918

Annual Country Report

Niger Country Portfolio Budget 2022 (2020-2024)

Annual Financial Overview for the period 1 January to 31 December 2022 (Amount in USD)

Strategic Result	Strategic Outcome	Activity	Needs Based Plan	Implementation Plan	Available Resources	Expenditures
5	National institutions and other partners have strengthened capacities to design and manage integrated, gender-responsive and shock-responsive food security, nutrition, social protection policies and programmes by 2024	Provide capacity strengthening to national, decentralised institutions and partners on coherent gender equitable and gender-transformative intersectoral policies, planning, coordination mechanisms, ownership and programme implementation, and knowledge management	4,052,916	3,746,069	5,454,461	2,583,949
		Non Activity Specific	0	0	49,741	0
Subtotal Strategic Result 5. Countries have strengthened capacity to implement the SDGs (SDG Target 17.9)			4,052,916	3,746,069	5,504,202	2,583,949

Annual Country Report

Niger Country Portfolio Budget 2022 (2020-2024)

Annual Financial Overview for the period 1 January to 31 December 2022 (Amount in USD)

Strategic Result	Strategic Outcome	Activity	Needs Based Plan	Implementation Plan	Available Resources	Expenditures
8	Humanitarian and development partners in Niger have access to common services and expertise to access and operate in targeted areas until appropriate and sustainable alternatives are available	Provide UNHAS flight services to partners, to access areas of humanitarian interventions	9,673,829	7,490,075	14,120,862	10,489,710
		Provide logistics, ITC and coordination services to partners in absence of alternative to ensure humanitarian assistance as well as other supply chain services and expertise on demand	755,247	634,292	441,640	288,767
		Non Activity Specific	0	0	0	0
Subtotal Strategic Result 8. Sharing of knowledge, expertise and technology strengthen global partnership support to country efforts to achieve the SDGs (SDG Target 17.16)			10,429,076	8,124,368	14,562,501	10,778,477
	Non SO Specific	Non Activity Specific	0	0	180,684	0
Subtotal Strategic Result			0	0	180,684	0
Total Direct Operational Cost			301,117,315	198,020,688	299,181,967	207,334,671
Direct Support Cost (DSC)			10,447,831	7,399,711	13,931,161	7,811,567
Total Direct Costs			311,565,145	205,420,399	313,113,128	215,146,238

This computer generated report is certified by the Chief of Contribution Accounting and Donor Financial Reporting Branch (FINC)

Annual Country Report

Niger Country Portfolio Budget 2022 (2020-2024)

Annual Financial Overview for the period 1 January to 31 December 2022 (Amount in USD)

Strategic Result	Strategic Outcome	Activity	Needs Based Plan	Implementation Plan	Available Resources	Expenditures
			20,200,940	13,309,556	13,621,799	13,621,799
			331,766,086	218,729,955	326,734,928	228,768,037



Wanee Piyabongkarn
Chief

Contribution Accounting and Donor Financial Reporting Branch

Columns Definition

Needs Based Plan

Latest annual approved version of operational needs as of December of the reporting year. WFP's needs-based plans constitute an appeal for resources to implement operations which are designed based on needs assessments undertaken in collaboration with government counterparts and partners

Implementation Plan

Implementation Plan as of January of the reporting period which represents original operational prioritized needs taking into account funding forecasts of available resources and operational challenges

Available Resources

Unspent Balance of Resources carried forward, Allocated contribution in the current year, Advances and Other resources in the current year. It excludes contributions that are stipulated by donor for use in future years

Expenditures

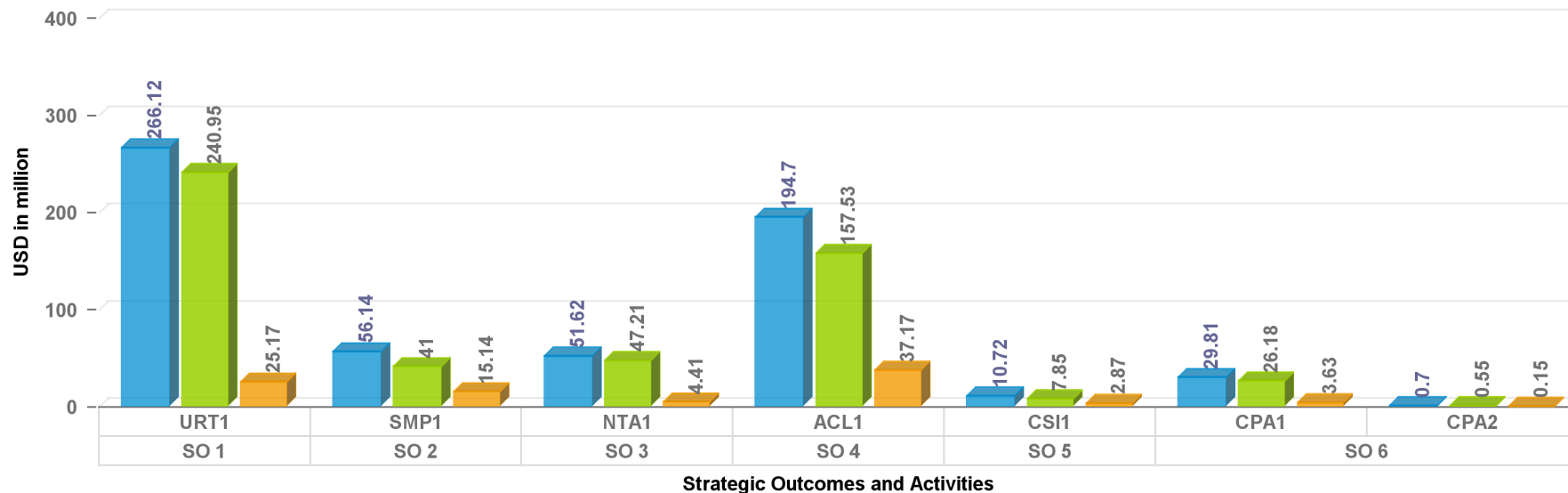
Monetary value of goods and services received and recorded within the reporting year

Annual Country Report

Niger Country Portfolio Budget 2022 (2020-2024)

Cumulative Financial Overview as at 31 December 2022 (Amount in USD)

Cumulative CPB Overview



■ Allocated Resources ■ Expenditures ■ Balance of Resources

Code	Strategic Outcome
SO 1	Crisis affected populations, including refugees, IDPs host communities and returnees in targeted areas are able to meet their basic food and nutrition needs during and in the aftermath of a crisis
SO 2	School-aged girls and boys including adolescents in targeted food insecure and pastoral regions have access to adequate and nutritious food during the school year
SO 3	Nutritionally vulnerable persons and communities including children 6-59 months, pregnant women and girls, adolescent girls, in targeted areas have improved nutritional status by 2024
SO 4	Food insecure populations and communities including those affected by climate shocks, in targeted areas have more resilient livelihoods integrated into sustainable and equitable food systems to ensure access to adequate and nutritious food by 2024
SO 5	National institutions and other partners have strengthened capacities to design and manage integrated, gender-responsive and shock-responsive food security, nutrition, social protection policies and programmes by 2024
SO 6	Humanitarian and development partners in Niger have access to common services and expertise to access and operate in targeted areas until appropriate and sustainable alternatives are available
Code	Country Activity - Long Description
ACL1	Provide livelihood support to food insecure and at-risk of food insecurity men, women, boys and girls, including the development or rehabilitation of natural and productive assets (FFA), climate risk management measures, and value chains
CPA1	Provide UNHAS flight services to partners, to access areas of humanitarian interventions
CPA2	Provide logistics, ITC and coordination services to partners in absence of alternative to ensure humanitarian assistance as well as other supply chain services and expertise on demand
CSI1	Provide capacity strengthening to national, decentralised institutions and partners on coherent gender equitable and gender-transformative intersectoral policies, planning, coordination mechanisms, ownership and programme implementation, and knowledge management
NTA1	Support national nutrition programme through provision of preventive and curative nutrition services (including SBCC, local food fortification, complementary feeding and capacity strengthening) to targeted populations

Annual Country Report

Niger Country Portfolio Budget 2022 (2020-2024)

Cumulative Financial Overview as at 31 December 2022 (Amount in USD)

Code	Country Activity - Long Description
SMP1	Equitably provide an integrated school feeding package to boys, girls and adolescents during the school year in a way that relies on and stimulates local production (home-grown school feeding)
URT1	Provide an integrated food and nutrition assistance to crisis-affected populations (refugees, IDPs, host communities and returnees)

Annual Country Report

Niger Country Portfolio Budget 2022 (2020-2024)

Cumulative Financial Overview as at 31 December 2022 (Amount in USD)

Strategic Result	Strategic Outcome	Activity	Needs Based Plan	Allocated Contributions	Advance and Allocation	Allocated Resources	Expenditures	Balance of Resources
1	Crisis affected populations, including refugees, IDPs host communities and returnees in targeted areas are able to meet their basic food and nutrition needs during and in the aftermath of a crisis	Provide an integrated food and nutrition assistance to crisis-affected populations (refugees, IDPs, host communities and returnees)	448,619,463	256,175,111	9,948,726	266,123,838	240,952,452	25,171,386
		Non Activity Specific	0	495,593	0	495,593	0	495,593
	School-aged girls and boys including adolescents in targeted food insecure and pastoral regions have access to adequate and nutritious food during the school year	Equitably provide an integrated school feeding package to boys, girls and adolescents during the school year in a way that relies on and stimulates local production (home-grown school feeding)	52,011,294	56,142,192	0	56,142,192	41,001,561	15,140,631
		Non Activity Specific	0	390,769	0	390,769	0	390,769

This computer generated report is certified by the Chief of Contribution Accounting and Donor Financial Reporting Branch (FINC)

Annual Country Report

Niger Country Portfolio Budget 2022 (2020-2024)

Cumulative Financial Overview as at 31 December 2022 (Amount in USD)

Strategic Result	Strategic Outcome	Activity	Needs Based Plan	Allocated Contributions	Advance and Allocation	Allocated Resources	Expenditures	Balance of Resources
Subtotal Strategic Result 1. Everyone has access to food (SDG Target 2.1)			500,630,756	313,203,666	9,948,726	323,152,392	281,954,013	41,198,379
2	Nutritionally vulnerable persons and communities including children 6-59 months, pregnant women and girls, adolescent girls, in targeted areas have improved nutritional status by 2024	Support national nutrition programme through provision of preventive and curative nutrition services (including SBCC, local food fortification, complementary feeding and capacity strengthening) to targeted populations	78,605,039	51,622,786	0	51,622,786	47,214,302	4,408,484
		Non Activity Specific	0	721,156	0	721,156	0	721,156
Subtotal Strategic Result 2. No one suffers from malnutrition (SDG Target 2.2)			78,605,039	52,343,942	0	52,343,942	47,214,302	5,129,640

This computer generated report is certified by the Chief of Contribution Accounting and Donor Financial Reporting Branch (FINC)

Annual Country Report

Niger Country Portfolio Budget 2022 (2020-2024)

Cumulative Financial Overview as at 31 December 2022 (Amount in USD)

Strategic Result	Strategic Outcome	Activity	Needs Based Plan	Allocated Contributions	Advance and Allocation	Allocated Resources	Expenditures	Balance of Resources
4	Food insecure populations and communities including those affected by climate shocks, in targeted areas have more resilient livelihoods integrated into sustainable and equitable food systems to ensure access to adequate and nutritious food by 2024	Provide livelihood support to food insecure and at-risk of food insecurity men, women, boys and girls, including the development or rehabilitation of natural and productive assets (FFA), climate risk management measures, and value chains	195,171,785	194,700,919	0	194,700,919	157,533,488	37,167,431
		Non Activity Specific	0	1,466,885	0	1,466,885	0	1,466,885
Subtotal Strategic Result 4. Food systems are sustainable (SDG Target 2.4)			195,171,785	196,167,804	0	196,167,804	157,533,488	38,634,316

This computer generated report is certified by the Chief of Contribution Accounting and Donor Financial Reporting Branch (FINC)

Annual Country Report

Niger Country Portfolio Budget 2022 (2020-2024)

Cumulative Financial Overview as at 31 December 2022 (Amount in USD)

Strategic Result	Strategic Outcome	Activity	Needs Based Plan	Allocated Contributions	Advance and Allocation	Allocated Resources	Expenditures	Balance of Resources
5	National institutions and other partners have strengthened capacities to design and manage integrated, gender-responsive and shock-responsive food security, nutrition, social protection policies and programmes by 2024	Provide capacity strengthening to national, decentralised institutions and partners on coherent gender equitable and gender-transformative intersectoral policies, planning, coordination mechanisms, ownership and programme implementation, and knowledge management	11,679,341	10,722,061	0	10,722,061	7,851,548	2,870,512
		Non Activity Specific	0	49,741	0	49,741	0	49,741
Subtotal Strategic Result 5. Countries have strengthened capacity to implement the SDGs (SDG Target 17.9)			11,679,341	10,771,802	0	10,771,802	7,851,548	2,920,253

This computer generated report is certified by the Chief of Contribution Accounting and Donor Financial Reporting Branch (FINC)

Annual Country Report

Niger Country Portfolio Budget 2022 (2020-2024)

Cumulative Financial Overview as at 31 December 2022 (Amount in USD)

Strategic Result	Strategic Outcome	Activity	Needs Based Plan	Allocated Contributions	Advance and Allocation	Allocated Resources	Expenditures	Balance of Resources
8	Humanitarian and development partners in Niger have access to common services and expertise to access and operate in targeted areas until appropriate and sustainable alternatives are available	Provide logistics, ITC and coordination services to partners in absence of alternative to ensure humanitarian assistance as well as other supply chain services and expertise on demand	2,231,254	699,406	0	699,406	546,534	152,872
		Provide UNHAS flight services to partners, to access areas of humanitarian interventions	27,031,878	29,806,887	0	29,806,887	26,175,734	3,631,152
		Non Activity Specific	0	0	0	0	0	0
Subtotal Strategic Result 8. Sharing of knowledge, expertise and technology strengthen global partnership support to country efforts to achieve the SDGs (SDG Target 17.16)			29,263,133	30,506,293	0	30,506,293	26,722,268	3,784,024

This computer generated report is certified by the Chief of Contribution Accounting and Donor Financial Reporting Branch (FINC)

Annual Country Report

Niger Country Portfolio Budget 2022 (2020-2024)

Cumulative Financial Overview as at 31 December 2022 (Amount in USD)

Strategic Result	Strategic Outcome	Activity	Needs Based Plan	Allocated Contributions	Advance and Allocation	Allocated Resources	Expenditures	Balance of Resources
	Non SO Specific	Non Activity Specific	0	180,684	0	180,684	0	180,684
Subtotal Strategic Result			0	180,684	0	180,684	0	180,684
Total Direct Operational Cost			815,350,054	603,174,189	9,948,726	613,122,916	521,275,619	91,847,297
Direct Support Cost (DSC)			27,650,927	25,412,436	379,725	25,792,161	19,672,567	6,119,594
Total Direct Costs			843,000,981	628,586,626	10,328,451	638,915,077	540,948,186	97,966,890
Indirect Support Cost (ISC)			54,645,118	36,446,554		36,446,554	36,446,554	0
Grand Total			897,646,100	665,033,180	10,328,451	675,361,631	577,394,740	97,966,890

This donor financial report is interim



Wannee Piyabongkarn
Chief

Contribution Accounting and Donor Financial Reporting Branch

Columns Definition

Needs Based Plan

Latest approved version of operational needs. WFP's needs-based plans constitute an appeal for resources to implement operations which are designed based on needs assessments undertaken in collaboration with government counterparts and partners

Allocated Contributions

Allocated contributions include confirmed contributions with exchange rate variations, multilateral contributions, miscellaneous income, resource transferred, cost recovery and other financial adjustments (e.g. refinancing). It excludes internal advance and allocation and contributions that are stipulated by donor for use in future years.

Advance and allocation

Internal advanced/allocated resources but not repaid. This includes different types of internal advance (Internal Project Lending or Macro-advance Financing) and allocation (Immediate Response Account)

Allocated Resources

Sum of Allocated Contributions, Advance and Allocation

Expenditures

Cumulative monetary value of goods and services received and recorded within the reporting period

Balance of Resources

Allocated Resources minus Expenditures