



World Food  
Programme

SAVING  
LIVES

CHANGING  
LIVES

# Mozambique

## Annual Country Report 2022

---

Country Strategic Plan  
2022 - 2026

# Table of contents

<b>Overview</b>	<b>3</b>
<b>Context and operations</b>	<b>8</b>
RISK MANAGEMENT	10
<b>Partnerships</b>	<b>11</b>
<b>CSP Financial Overview</b>	<b>13</b>
<b>Programme performance</b>	<b>18</b>
STRATEGIC OUTCOME 01	18
STRATEGIC OUTCOME 02	20
STRATEGIC OUTCOME 03	23
STRATEGIC OUTCOME 04	25
STRATEGIC OUTCOME 05	29
STRATEGIC OUTCOME 06	31
<b>Cross-cutting results</b>	<b>33</b>
PROGRESS TOWARDS GENDER EQUALITY	33
PROTECTION AND ACCOUNTABILITY TO AFFECTED POPULATIONS	34
ENVIRONMENT	36
<b>Extra Section</b>	<b>37</b>
<b>Data Notes</b>	<b>39</b>
<b>Annex</b>	<b>43</b>
REPORTING ON BENEFICIARY INFORMATION IN WFP'S ANNUAL COUNTRY REPORTS	43
<b>Figures and Indicators</b>	<b>44</b>
WFP CONTRIBUTION TO SDGS	44
BENEFICIARIES BY SEX AND AGE GROUP	44
BENEFICIARIES BY RESIDENCE STATUS	45
BENEFICIARIES BY PROGRAMME AREA	45
ANNUAL FOOD TRANSFER (MT)	45
ANNUAL CASH BASED TRANSFER AND COMMODITY VOUCHER (USD)	46
STRATEGIC OUTCOME AND OUTPUT RESULTS	48
CROSS-CUTTING INDICATORS	74

# Overview

This report covers the first six months of the second-generation country strategic plan (2G CSP), which came into effect in July 2022 and continues through December 2026. The 2G CSP aligns with the Government's national development strategy for 2015-2035 and the United Nations priorities. The 2G CSP introduces adaptation to the climate crisis and aims to help the nation stop and reverse the deteriorating food security and nutrition situation through the implementation of resilience-building approaches across the triple nexus of humanitarian, development, and peace. In addition to serving as Mozambique's lead agency in emergency response and helping save lives, WFP is also introducing a revised approach to the changing lives portfolio, by implementing programmes that assist the population in adapting their livelihoods to better withstand shocks, and by strengthening the Government's response capacity<sup>1</sup>.

According to the Integrated Food Security Phase Classification, Mozambique has **1.4 million severely food-insecure people**<sup>2</sup>. Over the past five years, the number of internally displaced people (IDP) has grown from 14,000 to about 1 million, which is almost 3 percent of the population<sup>3</sup>. This is because of frequent cyclones and the escalating armed conflict in Cabo Delgado, northern Mozambique. IDP are among the group most at risk of suffering harm from shocks because they lack access to services, food, shelter, water, and other necessities. Due to the sudden increase of people on the move, WFP has had to stretch its resources to help 91 percent more people than it had planned and halve food rations since April.

**In the last six months of 2022, WFP supplied food and/or cash-based transfers to over 1 million people affected by extreme weather events and the armed conflict in the north.** People also received support through the provision of essential non-food items like agricultural tools and seeds. Under the Government's Direct Social Support Programme - Post Emergency, WFP supplied cash-based transfers and financial inclusion trainings to 127,850 COVID-19 affected individuals. In addition, WFP supported school-based programmes, through which 280,000 students received meals. With a focus on resilience building, WFP linked emergency assistance to livelihood and early recovery activities and provided almost 160,000 IDP with recovery packages tailored to their livelihoods. Initiatives also included trainings, access to financial services, insurance schemes, and digital platforms that supported farmers' access to the market, thereby contributing to social cohesion and peace while enhancing community resilience to shocks and stressors.

Chronic malnutrition in the country has remained unchanged for the past 15 years. WFP nutrition programmes address the immediate and underlying causes of malnutrition<sup>4</sup>. In conjunction with the National Nutrition Rehabilitation Programme, WFP provided treatment for moderate acute malnutrition to 13,884 pregnant and lactating women and 19,213 children under the age of 5 years. Through HIV interventions, WFP supplied testing and counselling, antiretroviral therapy, and sexually transmitted infection screening to 5,247 people.

One of **WFP's primary emphases was also on improving the national systems and enhancing the Government's capacity that would help it prevent, mitigate, and recover from crises** more efficiently. WFP looked to improve a variety of efforts, including food security and nutrition assessments and monitoring, shock-responsive social protection systems, national nutritional policies, school feeding programmes, disaster risk management, risk financing mechanisms, and drought forecasting among others.

Through all its programmes, WFP promotes age and gender parity. Sixty-seven percent of activities received the highest possible score - 4; this shows complete gender and age inclusion. The remaining 33 percent received a score of 3, which denotes the exclusion of age. WFP is committed to continuing its progress.

WFP's ability to continue its programmes during the second half of 2022 was due in large part to the generous contributions of donors like the United States of America, the European Union, France, Germany, and others. In addition to the contributions from the private sector, WFP also received funding from the United Nations Central Emergency Response Fund.

# 1,690,863

## Total beneficiaries in 2022



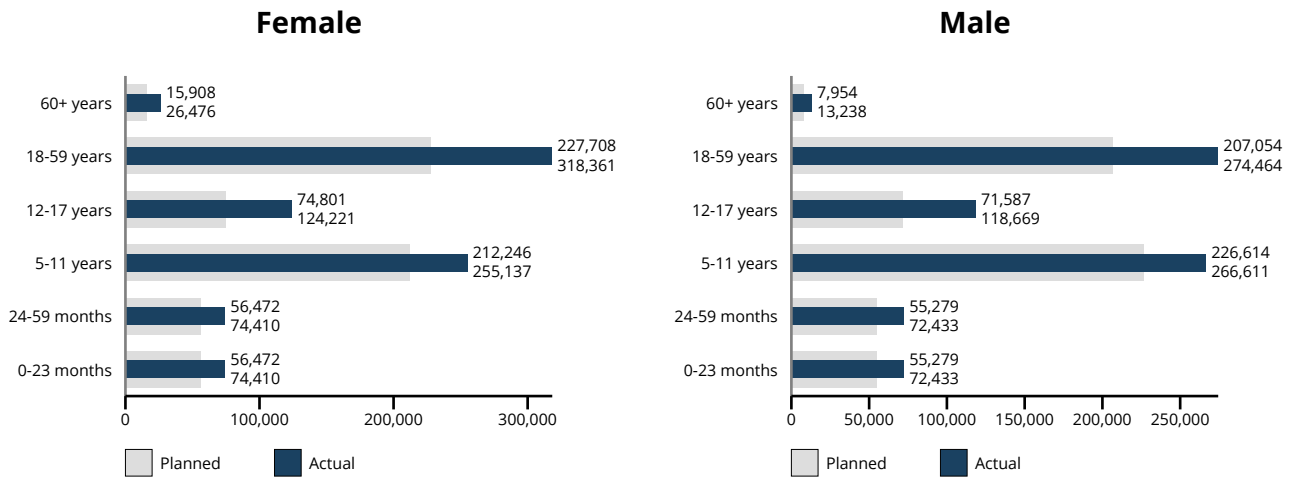
52% female



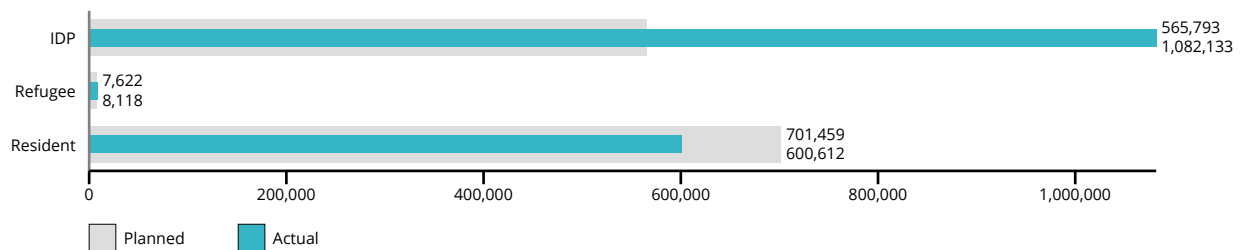
48% male

Estimated number of persons with disabilities: 205,776 (52% Female, 48% Male)

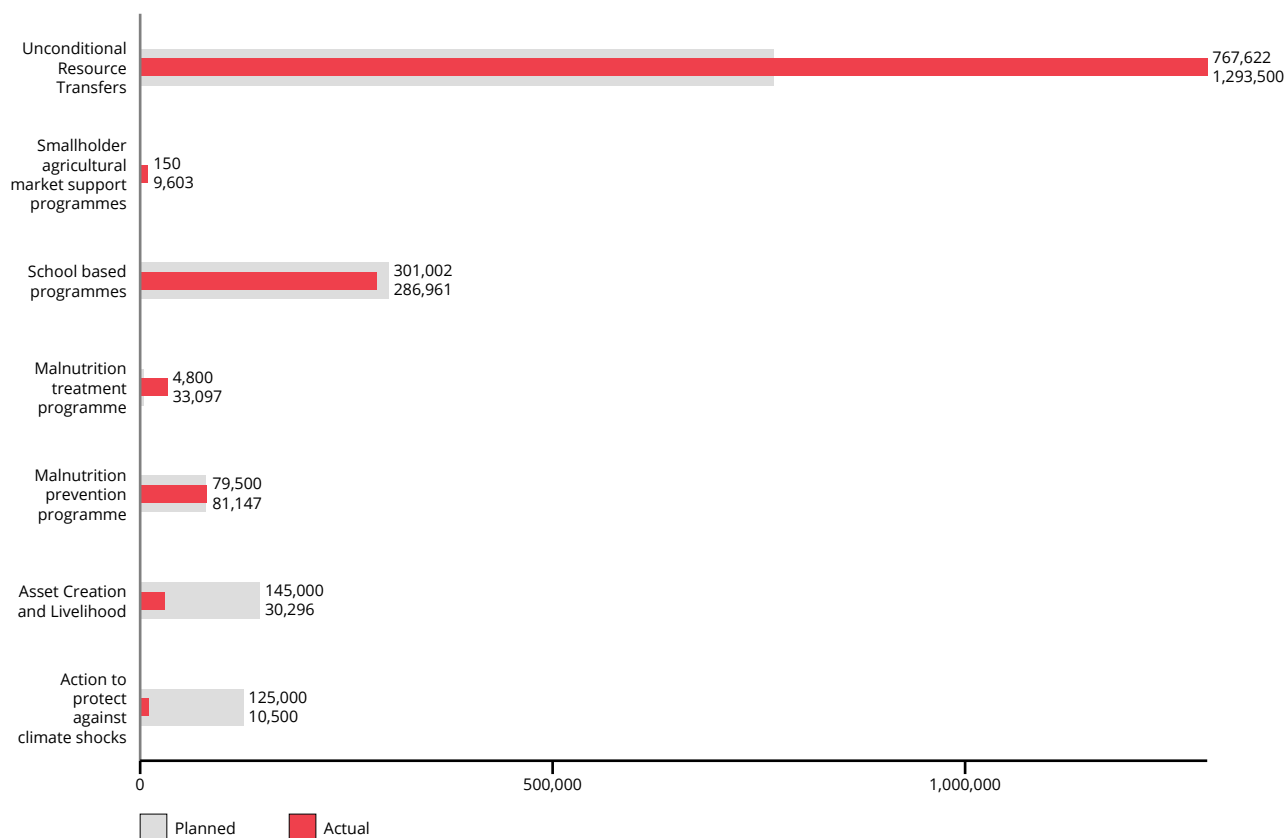
### Beneficiaries by Sex and Age Group



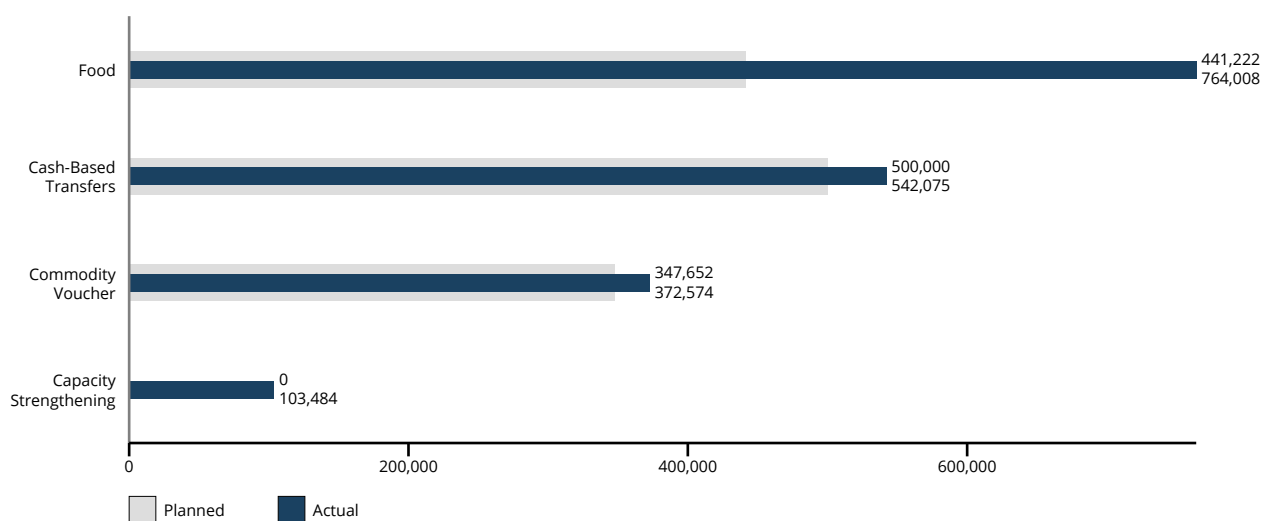
### Beneficiaries by Residence Status



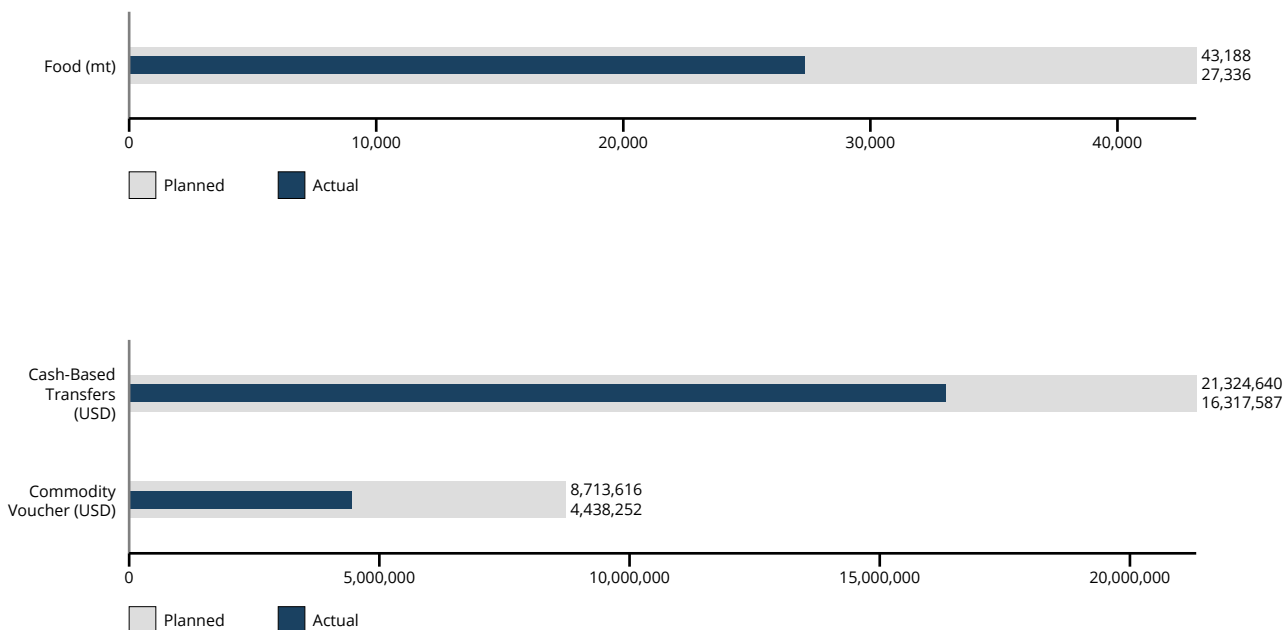
## Beneficiaries by Programme Area



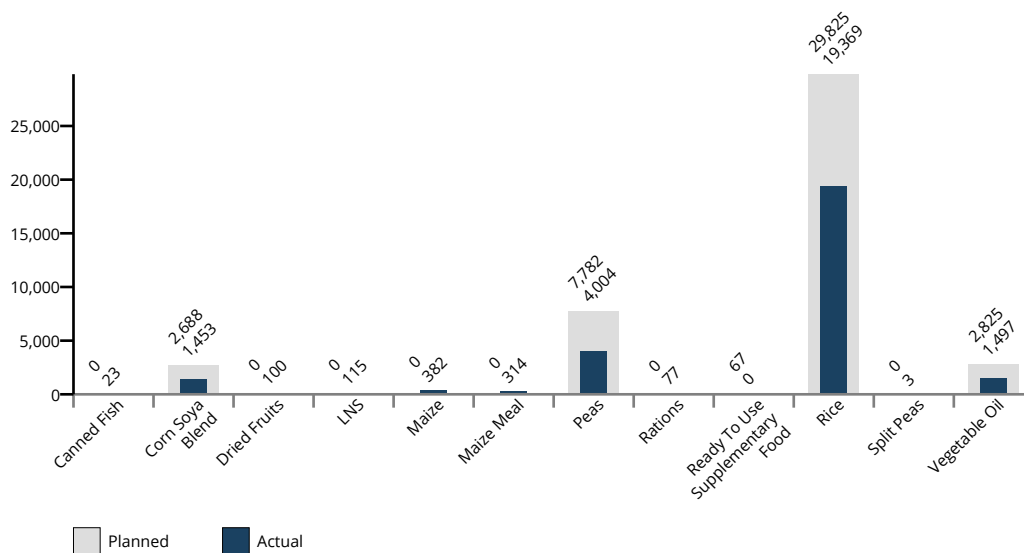
## Beneficiaries by Modality



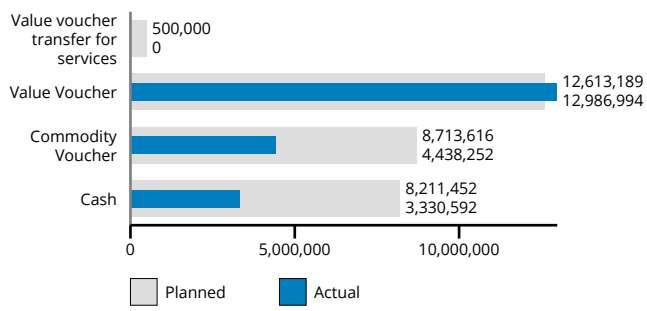
### Total Transfers by Modality



### Annual Food Transfer (mt)



## Annual Cash Based Transfer and Commodity Voucher (USD)







placed first among the most climate-vulnerable countries<sup>1</sup>. In addition, the armed conflict has developed into a complicated emergency resulting in a fluid population movement of internally displaced people (IDP) that has reached 1 million (June 2022)<sup>2</sup>.

Since 2017, there has been more violence in Cabo Delgado because of the armed conflict in the north. In November only, forty attacks in Cabo Delgado forced almost 38,000 people to flee their homes<sup>3</sup>. As the number of people on the move continues to rise, the humanitarian situation has become increasingly dire for the IDPs and the host community, who are also food insecure. As of April, due to limited funding and increased needs, WFP halved the food rations for IDPs. This reduction, in place until January 2023, covers about 39 percent of daily calorie needs and is expected to have a disproportionate impact on the most vulnerable, including women, the elderly, and children. WFP started an exercise in September 2021 called vulnerability-based targeting that will end in early 2023. Once its results can be applied, WFP programmes will shift beneficiary selection away from status-based targeting and focus on the most vulnerable among both the displaced and host communities.

Mozambicans suffered from recurrent tropical storms in the first three months of 2022. On January 24, moderate tropical storm Ana affected more than 185,400 people. Twenty six days later, tropical depression Dumako struck some of the same areas<sup>4</sup>. And then a category 3 - cyclone Gombe made landfall, displacing over 736,000 people<sup>5</sup> in the provinces of Sofala, Nampula and Zambezia (87 percent in Nampula)<sup>6</sup>. Over half of the country's farmland is in the three provinces that were hit the hardest by cyclone Gombe. These provinces are home to 2,035,339 smallholder farmers. The communities in the afflicted provinces reported, among other things, flooded agricultural land, massive crop losses, and the destruction of productive areas. Moreover, 93 percent of communities in Nampula Province have lost their crops due to flooding<sup>7</sup>. As a result, the after-effects not only increased the number of people displaced but also hampered the ability of those previously displaced to settle and cultivate subsistence crops, increasing overall food insecurity.

## Operations

A national analysis and consultations with key stakeholders contributed to the design of the second-generation country strategic plan (2G CSP). The 2G CSP considered the recommendations also from the previous CSP's evaluation. Recommendations included the introduction of integrated climate risk management programmes linked to smallholder agricultural market support and home-grown school feeding initiatives. The focus of the 2G CSP is on developing resilience and emergency preparedness, response, and recovery. The approach includes immediate assistance during crises, strengthening the resilience of communities affected by shocks, and supporting national systems with risk-informed, integrated programming<sup>8</sup>.

Under **strategic outcome 1**, WFP provides emergency food and/or cash-based transfers to shock-affected populations prior to, during and after disasters in order to meet their essential food and nutrition needs. When possible, WFP shifts its focus to asset creation and livelihood programmes to strengthen community resilience through income-generating activities and supplies early recovery packages to shock-affected communities. Children under the age of 5 years, pregnant and lactating women, and people living with HIV or TB benefited from the prevention and treatment of acute malnutrition.

Undernourishment affects one-third of Mozambicans. Through **strategic outcome 2**, WFP addresses the root causes of malnutrition and aims to reduce malnutrition among children, women, and girls by increasing government capacity and improving access to health services, food, and nutrition, while promoting gender equity. To this end, women and adolescents took part in a variety of interventions under the social behaviour change communication campaign, such as gender dialogue clubs, cooking demonstrations, and post-harvest loss management, among others.

Under **strategic outcome 3**, WFP focuses on boosting people's resilience, with an emphasis on women and young farmers. A main goal is to make sure that vulnerable and shock-affected communities have access to livelihoods that are equitable, resilient, sustainable, and climate-smart. To help farmers, increase their income diversity, WFP provided them with access to services like micro-insurance and market opportunities. To do this, WFP also worked with national and local governments to strengthen their capacity.

Under **strategic outcome 4**, WFP seeks to strengthen the capacity of national and subnational actors and systems. The goal is to safeguard and enhance the human capital of those who are vulnerable or who have experienced a crisis. Through two distinct activities, WFP supported the Government in preparing for, responding to, and recovering from emergencies. WFP provided capacity strengthening activities focused on improving the Government's disaster risk management capabilities for increased shock responsiveness and providing technical assistance to define national protocols to act ahead of a shock in order to reduce human and structural losses. WFP also focused on strengthening key national institutions' systems, such as the early warning and urban preparedness systems. In addition, WFP focused on vulnerable and shock-affected schoolchildren by providing technical support to the Government's National School Feeding Programme. WFP continued to lead its home-grown school feeding programme and the school feeding programme in emergency settings.

Through **strategic outcome 5**, WFP continued to serve other humanitarian and development actors, such as UN agencies, international non governmental organizations, and governments. WFP supplied on-demand food procurement, supply chain management, and/or administrative services. Under **strategic outcome 6**, WFP reaffirmed its commitment to national and subnational institutions and partners. WFP is committed to facilitating the implementation of their programmes by providing services such as the coordination of the food security cluster and logistics platforms, the provision of emergency telecommunication services, and the availability of humanitarian aviation services.

## Risk Management

Year after year, severe weather events affect Mozambique. In addition, the north has growing security risks as the threat of terrorism and armed conflict in Cabo Delgado province continues. Since the deployment of Rwandan and armed forces under the Southern African Development Community mandate in mid-2021, there has been a significant increase in armed conflict. In the second half of 2022, non-state armed group attacks spilled over into neighbouring Nampula province. The expansion puts other areas at risk and increases the number of IDPs. The ongoing insecurity has at times impacted WFP's programme implementation and is likely to continue to do so in 2023.

To mitigate the major risks, WFP laid a strong emphasis on enhancing governments' and institutions' ability to respond to climate shocks in the most efficient manner, especially given that weather conditions are predicted to get worse over the upcoming years. To ensure that relief operations could continue unhindered in conflict zones, WFP worked with the Government and other stakeholders to establish effective humanitarian-military coordination. This is in addition to WFP staff and partners' continuous interaction with province and district authorities.

# Partnerships

The WFP Executive Board approved the second-generation country strategic plan (2G CSP) for 2022-2026 in June 2022. In alignment with the Government's national development strategy for 2015-2035, WFP continued to support the government of Mozambique's food and nutrition security priorities. Mozambique's government institutions received capacity strengthening in the areas of school feeding, nutrition, social protection, emergency preparedness and response, and equitable support for farmers.

WFP signed 22 new field level agreements with cooperating partners. The new agreements complemented those that transitioned from the previous CSP. WFP worked with 28 non-governmental organizations (NGOs), of which 16 were national. To strengthen the working relationship with the NGOs, an induction meeting was organised where key programming issues and related information were discussed.

The National Institute for Disaster Risk Reduction and Management (INGD) is WFP's main government partner in the humanitarian response. They oversee the coordination of all humanitarian operations in Mozambique. Through INGD, WFP's food and cash distributions reached those affected by natural and man-made disasters. WFP partnered with local and international NGOs for the implementation of activities, including Action Against Hunger, the AVSI Foundation, Associação do Meio Ambiente, Sociedade Econômica de Produtores e Processadores Agrários, and For Africa. WFP continued to strengthen the capacities of INGD staff to improve their institutional and technical abilities so that they could better coordinate with other humanitarian agencies and respond to emergencies.

WFP worked with the Government and organizations to get the standard operating procedures for the operationalization of the drought early warning system and anticipatory action approved. Institutions involved in this endeavour included the Ministry of Gender and Social Action, the National Institute of Social Action, the National Institute of Meteorology, the Ministry of Agriculture, the Red Cross, the civil society, and other UN agencies like the Food and Agriculture Organization (FAO), the UN Development Programme, and the UN Office for the Coordination of Humanitarian Affairs.

WFP is an active member of the nutrition cluster and has a memorandum of understanding with the Ministry of Health to support public health and nutrition activities, in humanitarian and non-humanitarian contexts. At the field level, WFP has letters of understanding with provincial and district health authorities to support the implementation of the National Nutrition Rehabilitation Programme and the mobile clinics. In Cabo Delgado, WFP signed agreements with 2 local and 2 international NGOs to execute targeted supplementary feeding programmes. In addition, WFP secured no-cost agreements with Doctors Without Borders for implementation in hard-to-reach areas.

WFP and FAO share leadership of the Food Security Cluster (FSC) in Mozambique. The FSC worked on the creation of an overview of humanitarian needs, the 2023 humanitarian response plan (HRP), and preparations for the cyclone and rainy season contingency plans. The finalised HRP predicts that USD 245 million in funding is needed to help almost 1.1 million people in 2023 (out of 1.4 million people identified as being in need). In addition to hosting workshops at the national and provincial levels, the FSC facilitated coordination between actors during the crisis in the north. Areas of coordination included a review of the HRP's strategy and coverage as well as the civil society forum for anticipatory action and knowledge of protection against sexual exploitation and abuse.

Under the Joint United Nations Programme on HIV/AIDS's (UNAIDS) Division of Labour, WFP continued co-convening the UN HIV in emergencies technical working group, which aims at supporting the integration of HIV in humanitarian response. WFP collaborated on the inter-agency standing committee task force guidelines for addressing HIV in humanitarian settings with other UN agencies, government institutions, civil society, and other partners. There is a need to improve the HIV response for internally displaced people and host communities in Cabo Delgado; for this reason, WFP and the International Organization for Migration established a provincial inter-UN agency working group.

WFP strengthened partnerships with key government agencies like the Ministry of Economy and Finance, the National Designated Authority, the Ministry of Land and Environments, the Ministry of Agriculture and Rural Development, the National Institute of Meteorology, and INGD around equitable, resilient, sustainable, and climate-smart livelihoods. WFP initiatives supported by the Mastercard Foundation worked with smallholder farmers to increase their participation in agriculture markets. A partnership with Cartier Philanthropy allowed WFP to tackle the topic of post-harvest loss reduction through a variety of interventions. In addition, WFP and FAO created the European Union-funded multi-year international partnership initiative with the goal of improving the resilience of food insecure communities in the provinces of Gaza and Tete.

The National School Feeding Programme was funded by the Government's debt-for-development swap with Russia, which began in 2017 and has been ongoing for five years. To ensure the implementation of well-designed and integrated school feeding programmes that bring together education, health, and social protection, WFP developed a

practical manual or guide for the implementation of nutritional and educational interventions in collaboration with the Ministry of Education and Human Development that aims to transmit knowledge on food hygiene and safety, nutrition, and health to students and the community in general. In addition, the school feeding task force of the Ministry of Education and Human Development, WFP, and other INGOs such as Counterpart International met with the civil society learning and training centre to discuss the school feeding advocacy plan to advance the approval of the school feeding strategy, law, and national campaign to be led by the Government .

WFP collaborated with other UN agencies to promote the use of the UN Partner Portal for selection and onboarding of cooperating partners.

Multilateral allocations brought in a total of USD 6 million in flexible funding and were used to fill operational gaps. More than 80 percent of allocations covered the crisis response in the north, and the other 20 percent covered resilience and root cause interventions. All contributions confirmed during the reporting period were cash. This gave the procurement process more flexibility, cut down on delivery times, and helped local and regional markets and production.

# CSP Financial Overview

In July 2022, WFP transitioned to the second-generation country strategic plan (2G CSP). Thanks to the generous support of bilateral, multilateral, and private sector contributions, funds received accounted for 172 percent of WFP's needs-based plan (NBP). Available resources amounted to USD 217.7 million, against the NBP of USD 125.9 million, including multilateral allocations, funds carried over from the first generation CSP, and internal advances. The expenditure level during the reporting period stood at USD 92.9 million, corresponding to 74 percent of the implementation plan.

Although available resources exceeded the requirements of the NBP, not all funds were accessible for expenditure. WFP received some funds late in the year, while others had a longer length of expenditure than six months; in both situations, WFP earmarked these funds for consumption in 2023.




























The 2G CSP received a total of USD 122.6 million from partners. Where programmatically appropriate, contributions received earlier in 2022 were carried over to the new CSP. This allowed WFP to start the procurement of commodities and continuation of programmes without any disruptions. Over 90 percent of the confirmed funds were pegged to specific activities, while 10 percent were confirmed at the strategic outcome or focus area level.

In addition to financial support from bilateral and multilateral partners, the prompt and effective delivery of WFP assistance was possible due to the use of internal funding mechanisms. This included advance financing mechanisms that enabled the programming of resources before the confirmation of funding. In November and December, WFP received USD 1.36 million from the immediate response account to help keep UNHAS services afloat.

The overall NBP for the 2G CSP stands at USD 819 million. As of the end of 2022, funding received reaches 24 percent for the four year period.

## Annual CSP Financial Overview by Strategic Outcome (Amount in USD)

	Needs Based Plan	Implementation Plan	Available Resources	Expenditure
SR 1. Everyone has access to food	68,959,627	47,637,291	100,830,103	57,916,015
Non strategic outcome, non activity specific	0	0	641,190	0
SO01: Crisis-affected populations in targeted areas can meet their essential food and nutrition needs immediately prior to, during and in the aftermath of shocks	68,959,627	47,637,291	100,188,912	57,916,015
Activity 01: Provide integrated food and nutrition assistance to conflict- and disaster-affected people	68,959,627	47,637,291	99,969,984	57,916,015
Non-activity specific	0	0	218,928	0
SR 2. No one suffers from malnutrition	1,008,028	774,008	2,650,383	448,603
SO02: By 2030 all forms of malnutrition are reduced, primarily among children, women and girls, through enhanced gender equity and improved access to and availability and uptake of healthy diets and health services	1,008,028	774,008	2,650,383	448,603
Activity 02: Support national and local actors in the delivery of nutrition-specific and -sensitive multisectoral interventions that address malnutrition	1,008,028	774,008	2,650,383	448,603

SR 4. Food systems are sustainable	 15,771,798	 3,448,986	 14,540,377	 2,493,857
SO03: Vulnerable and shock-affected communities, households, women and young people in targeted areas have more equitable, resilient, sustainable and climate-smart livelihoods, through enhanced adaptive and productive capacities, that enable them to meet their food and nutrition needs, by 2030	 15,771,798	 3,448,986	 14,540,377	 2,493,857
Activity 03: Provide an integrated package of support to enhance the adaptive, productive, aggregation, marketing and decision making capacities of communities, particularly women and young smallholder farmers	 15,771,798	 3,448,986	 14,266,840	 2,493,857
Non-activity specific	 0	 0	 273,537	 0
SR 5. Countries have strengthened capacity to implement the SDGs	 21,444,182	 15,013,163	 68,798,911	 11,361,301
SO04: By 2030 national and subnational actors have strengthened capacity and systems to protect and improve the human capital of at-risk and shock-affected populations	 21,444,182	 15,013,163	 68,798,911	 11,361,301
Activity 04: Support national and government actors in preparing for, responding to and recovering from natural and man-made disasters	 11,916,799	 5,837,636	 25,460,334	 3,883,356
Activity 05: Support the Government in the development and operation of nationally owned home-grown school feeding programmes for chronically vulnerable or shock-affected primary school children	 9,527,382	 9,175,526	 43,065,038	 7,477,945

Non-activity specific	0	0	273,537	0
SR 8. Sharing of knowledge, expertise and technology strengthen global partnership support to country efforts to achieve the SDGs	5,481,295	2,588,822	7,114,739	5,329,259
SO05: Humanitarian and development actors benefit from a range of available services to help them implement their programmes and support their beneficiaries in an efficient, effective and reliable way throughout the year	2,425,718	418,702	756,007	439,687
Activity 06: Provide on-demand cash transfer services to government partners, other United Nations entities and national and international NGOs	594,177	0	166,090	140,473
Activity 07: Provide on-demand food procurement services to the Government and humanitarian and development partners	849,133	0	0	0
Activity 08: Provide on-demand services to the Government and humanitarian and development partners	982,407	418,702	589,917	299,213
SO06: National and sub-national institutions and partners are able to implement their programmes and provide required support to affected populations in an efficient, effective and reliable way, during times of crisis	3,055,576	2,170,120	6,358,732	4,889,572
Activity 09: Provide appropriate coordination, planning and information sharing with all humanitarian partners through the establishment of suitable coordination mechanisms for the food security sector	119,965	105,185	202,355	10,781
Activity 10: Provide an appropriate platform for logistics coordination and services for humanitarian actors	693,340	261,505	335,397	107,558



Activity 11: Provide preparedness and emergency communications services for humanitarian actors	438,841	0	0	0
Activity 12: Provide United Nations Humanitarian Air Service services to the Government and humanitarian partners	1,803,430	1,803,430	5,820,978	4,771,232
Non-strategic result	0	0	546,815	0
Total Direct Operational Costs	112,664,932	69,462,271	193,934,515	77,549,038
Direct Support Costs (DSC)	5,773,354	4,864,293	11,906,150	4,005,219
Total Direct Costs	118,438,286	74,326,564	205,840,665	81,554,258
Indirect Support Costs (ISC)	7,532,737	4,802,105	11,361,909	11,361,909
Grand Total	125,971,024	79,128,670	217,749,391	92,916,167

# Programme performance

## Strategic outcome 01: Crisis-affected populations in targeted areas can meet their essential food and nutrition needs immediately prior to, during and in the aftermath of shocks



**1 million** people affected by the armed conflict and weather shocks received emergency food and cash assistance



**4,523** households provided with non-food items



**72,000** children reached through acute malnutrition prevention programmes with **19,000** children treated



**22,975** people participated in health, hygiene, and nutrition sensitization.

Under strategic outcome 1, WFP ensures those affected by a crisis receive the food and nutrition they require during and immediately after the event. To achieve this, WFP provided food and/or cash-based transfers to internally displaced people (IDPs) in the northern provinces of Cabo Delgado, Nampula, and Niassa and specialized nutritious food to children and pregnant and lactating women and girls (PLWG) to treat acute malnutrition. Related activities included integrated nutrition and health services for individuals in need who are living with HIV or TB and sensitization for affected populations on nutrition and healthy diets.

WFP prioritized its limited funds under the emergency response to meet the rising needs resulting from the ongoing violence and associated displacements in northern Mozambique. To stretch available resources, WFP maintained reduced rations for the conflict-affected population until the end of the year. In southern Mozambique, resources were insufficient to respond to the drought-affected communities, and WFP could only meet 23 percent of the demands in the province of Gaza. The main donors included the USA's Bureau for Humanitarian Assistance (BHA), the European Union, Japan, Norway, and Italy. The resources available to address HIV and nutrition-related needs reduced, and WFP met around 70 percent of its requirements. BHA and funds from multi-donor contributions funded activities related to the prevention of acute malnutrition, whereas carryovers from the European Union, France, the Foreign, Commonwealth, and Development Office, the Central Emergency Response Fund, and Irish Aid funded activities under the treatment of moderate acute malnutrition. Due to a lack of funding beyond March 2022, the integrated initiative for IDPs exposed to HIV/TB terminated in March 2022.

**WFP assisted 1.2 million people with emergency food and/or cash distributions** in the provinces of Cabo Delgado, Nampula, Niassa, and Zambezia affected by the ongoing armed conflict in the north and extreme weather events in Nampula, Gaza, Tete, Sofala, Chimoio, and Zambezia.

**Within the scope of its emergency operations**, WFP has been working to reduce the disaster-affected population's dependence on food assistance by implementing different interventions, such as assisting with early recovery kits, livelihoods initiatives, and human capacity strengthening.

As a result of the increased number of IDP, WFP expanded the distribution of early recovery kits to 28,000 households of IDP and host communities (86 percent in Cabo Delgado and 14 percent in Nampula)<sup>1</sup>. Over 40,000 people residing in the districts of Nampula and Zambezia that were most affected by cyclone Gombe received three rounds of food distribution and one package of seeds. The seeds were to replenish their primary sources of income and boost agricultural production.

WFP interventions in the drought-stricken Gaza province focused on food distribution and livelihood support, which benefited 22,600 people. Initiatives included the provision of non-food items in the form of agricultural kits with hoes

and axes and 73 tonnes of seeds. Over 4,500 households across four districts received these kits, which were adapted to the local climate conditions. For the most affected households, WFP led capacity-strengthening initiatives to boost agricultural production and lessen the effects of shocks. This included trainings on protecting agricultural resources, combating gender-based violence, and fostering social cohesion for 6,610 people, including community committee members and government staff.

In the Maratane refugee settlement camp (Nampula), livelihood activities including carpentry, chicken production, and crop cultivation ended in August 2022 due to a lack of funding. However, WFP, together with the National Institute for Support of Refugees and UNHCR, continued to supply food assistance in the form of individual food baskets to refugees. The food baskets maintained the 20 percent reduction that was applied in March 2021.

To understand the activities' impact on the selected populations for the emergency response, WFP conducts outcome monitoring biannually, at the beginning of the lean season in October and at the end of the lean season in May. WFP conducted a baseline assessment surveying 951 households across six districts in October<sup>2</sup>. Results serve as baseline values for the 2023 reporting period and include four of the WFP standard food security and livelihood indicators<sup>3</sup>. WFP will register follow-up values that indicate progress in the May/June 2023 outcome monitoring survey. Therefore, 2022 only has the baseline values reflected in the data tables.

Next steps under the emergency response include applying recommendations obtained from an after-action review of the cyclone response in 2021-2022, conducted in December. WFP received recommendations for improvement in the beneficiary selection and targeting process, the incorporation of nutrition- and gender-sensitive components, government engagement during response design, the identification of at-risk locations, the availability of adequate field monitors, and the establishment of standby contracts with partners in advance, among other areas.

**Under the nutrition activity in emergencies**, WFP supported the National Nutrition Rehabilitation Programme (PRN) by offering services in 39 of the most affected districts in Cabo Delgado, Niassa, Nampula, and Zambezia. Children aged 6-59 months, as well as PLWG suffering from moderate acute malnutrition (MAM), including those living with HIV, benefited from this activity<sup>4</sup>. WFP supplied health centres with specialized nutritious foods, equipment for the diagnosis of acute malnutrition, and equipment for the registration of patient information, including beneficiary cards. WFP offered technical assistance to health personnel to improve the identification, registration, and treatment of acute malnutrition. Through 402 health facilities<sup>5</sup>, WFP helped treat MAM in 19,213 children aged 6-59 months (50 percent boys, 50 percent girls) and 13,884 PLWG. WFP assisted 40 percent more people than it had originally intended to under its MAM programmes because of the increased demand brought on by internal displacements. WFP provided PLWG with 394 mt of super cereal and 133.5 mt of pre-packaged supplementary food. The MAM treatment under the PRN programme recorded 94 percent of recoveries, 0.1 percent of deaths, 0.2 percent of patients who were non-responsive to treatment, and 5.3 percent of patients who missed their appointments.

WFP prioritised targeted supplementary feeding programmes for children aged 6-23 months as part of the northern crisis response<sup>6</sup>. From July to December, 72,101 children in the Montepuez, Metuge, Chiure, Mueda, Mecufi, Pemba, Nangade, Muidumbe, Palma, Namuno, and Ancuabe districts received assistance. In addition, the programme established integrated health and nutrition mobile clinics in 14 districts across three provinces. A total of 24,999 children received vitamin A; 15,912 children received deworming pills; 6,757 children received vaccines against measles; 26,837 children received screening for MAM; 7,159 PLWG received screening for MAM; and 4,216 PLWG received iron and folic acid. In addition, WFP sensitized 22,975 programme participants on topics related to health, hygiene, and nutrition.

For the next steps under nutrition in emergency settings, in order to carry out the planned operations and meet the rising humanitarian needs, WFP and UNICEF issued a call to action for partners and resources to be mobilised in order to help overcome the low coverage of the nutrition response.

Activity 1's GaM score was 4, indicating full gender-age integration. At every level of the response, WFP worked to maintain an active dialogue with the affected population. WFP was able to validate planned activities and assistance mechanisms, including cash-based transfers, with the use of sex and, when possible, age disaggregated data. As a result, rapid mitigation actions and programme revisions were possible in response to community feedback and demographic considerations.

## WFP GENDER AND AGE MARKER

CSP ACTIVITY	GAM MONITORING CODE
Provide integrated food and nutrition assistance to conflict and disaster-affected people	4

## Strategic outcome 02: By 2030 all forms of malnutrition are reduced, primarily among children, women and girls, through enhanced gender equity and improved access to and availability and uptake of healthy diets and health services



**4,086** people (46 percent women) were sensitized **on gender equity and women's empowerment**



**125** solar dryers created by **local artisans**



**5,247** people **participated in HIV testing and counselling, antiretroviral therapy, and sexually transmitted infection screening**

In Mozambique, a third of the population is undernourished; in addition, the nation is one of the only eight countries in the world that has an HIV prevalence of over 10 percent<sup>1</sup>. Under strategic outcome 2, WFP supports government institutions that are using strategies to reduce stunting and micronutrient deficiencies by building their capacity and providing them technical assistance. WFP promotes multi-sectoral and holistic nutrition approaches that address malnutrition determinants from a food and health system standpoint while maintaining a focus on the first 1,000 days of a child's life, adolescent girls, women's empowerment, and gender equality. WFP programmes follow the humanitarian-development-peace nexus, which aims to serve communities in emergencies, support their recovery, and build resilience.

Resources from the Austrian Development Agency allowed for the promotion of gender-sensitive initiatives. In addition, funds from two German government agencies, the Development Bank and the German Agency for International Cooperation (GIZ), contributed to nutrition-sensitive initiatives. These initiatives included social and behaviour change communication (SBCC), which encourages recipients of cash-based transfers under social protection programmes and smallholder farmers to make healthier food choices. UNAIDS provided funds under its unified budget, results, and accountability framework for HIV-related activities. Although the available resources were adequate to support planned operations, they fell short in one key area: providing the Ministry of Health with specialized nutritious foods for the treatment of moderate acute malnutrition in health institutions.

The SBCC campaign is a cross-cutting element that complements projects that support the prevention of malnutrition and the promotion and maintenance of good nutrition. SBCC campaigns positively influence behaviours around early marriage, infant and young child feeding, and women's and girls' nutrition; however, there is no one-size-fits-all approach to SBCC in WFP programmes and depending on the context of the campaign, its aim may also be to nudge entire communities' behaviours, including men and boys. WFP incorporated the SBCC element under its gender-transformative and nutrition-sensitive project, which aims to reduce stunting (an indicator of chronic malnutrition) by sensitizing communities on gender equity and women's empowerment as a way to ensure children get a nutritious diet. The GTNS project included different activities that were nutrition- and gender-sensitive, as well as activities focused on reducing post-harvest losses. In addition, WFP developed NutriSIM, or the "Say YES to Nutrition" SBCC campaign, which can be integrated into other programmes to improve nutrition outcomes and reaches beneficiaries with multimedia messaging around dietary diversity and nutritious food.

### *Gender-transformative and nutrition-sensitive (GTNS) project:*

The GTNS project witnessed the conclusion of the second round of the gender dialogue clubs, an activity that involved the discussion of topics such as prevailing perceptions of roles and expectations of men and women. 4,086 participants attended 2,120 sessions, with 46 percent of them being men and 54 percent of them being women. In addition, GTNS broadcast three new radio talk shows that focused on gender dynamics.

The GTNS project included activities that promoted better dietary and hygiene practises and post-harvest loss (PHL) management. **15,000 selected households received three rounds of visits from programme volunteers, during which WFP sensitized and encouraged them to follow improved feeding practises for infants and young children and overall better household dietary practises.** In addition, WFP broadcast 115 radio sessions that registered 262 participants (58 percent women). Under PHL, between July and December, over 3,500 participants attended cooking demos and vegetable drying sessions using solar dryers. Solar dryers provide a secure way to preserve fruits and vegetables, extending the shelf life of products. Through GTNS, **local artisans created 125 solar dryers.** Project participants received 2,900 raffia bags (storage bags made of raffia, a straw-like material obtained from the raffia palm tree) to store their products in the solar dryers. In addition, a revolving fund mechanism to facilitate the

purchase of hermetic bags (bags for food storage of up to 6 months) was established; the activity registered the sale of 356 bags. Another activity under PHL supported the dissemination of three radio shows on local community radio in which government extension workers emphasized the efficiency of post-harvest technologies (such as hermetic bags and solar dryers) and the best methods for minimising post-harvest losses.

During the last semester of 2022, the GTNS project trained a new group of community health volunteers (CHVs), as the capacity of the previous group was low and the workload was time-consuming and without remuneration. With the inclusion of a subsidy and a mixed monthly basket (food and non-food items such as soap), the new CHVs conducted their activities without constraints. WFP conducted GTNS activities thanks to its partnerships with local and international non-governmental organizations and government agencies, including Pathfinder, PCI Media, the District Service for Health, Women, and Social Action (SDSMAS), the European Committee for Training and Agriculture, the Agriculture District Authority, the Infrastructure District Authority, and the local government administration.

To understand how WFP activities impact programme participants, WFP uses indicators to measure baselines and follow-ups. Under the GTNS activities, WFP collected baseline indicators for the minimum acceptable diet and minimum dietary diversity for women of reproductive age. The follow-up will be in 2023. The targeted number of national food security and nutrition policies, programmes and system components enhanced because of WFP capacity strengthening activities met the annual goal.

#### *NutriSIM:*

WFP implemented the NutriSIM, or "Say Yes to Nutrition," SBCC campaign in the provinces of Tete, Zambezia, Nampula, and Cabo Delgado. The campaign aimed to sensitize communities about healthier eating practices. The overall number of participants exceeded the goal of 11,788. Participants shared an eagerness to learn how to cook nutritious recipes with local foods. Several participants voiced a desire for the initiative to continue in some form so that they could reap even greater benefits.

**WFP supported the Ministry of Health's community nutrition integrated (PIN) package in Tete and Zambezia by strengthening the capacity of 128 community volunteers and their supervisors.** The Ministry of Health established the PIN to improve nutrition outcomes across the country. It has seven nutrition-sensitive interventions that community volunteers support, including micronutrient supplementation for women of reproductive age, micronutrient powders for children, deworming, childhood vaccinations, management of common childhood illnesses, growth monitoring, and infant and young child feeding.

The German Agency for International Cooperation partnered with WFP to support the nutrition project in Gondola District (Manica), which launched at the end of November. The project focused on promoting healthy eating practises for smallholder farmers' families. The activity trained 10 potential trainers, including WFP staff and government health staff. In addition, 104 female volunteers became facilitators for the Kubika cooking school. The first of ten sessions happened in December, and 95 percent of the 1,250 planned participants attended. WFP implemented the project in collaboration with Luteari and SDSMAS.

#### *HIV-initiatives:*

As of August, WFP resumed its support to the Government with the Roadside Wellness Centre (RWC), which provides HIV and tuberculosis (TB) services along the Beira transport corridor. WFP targeted truck drivers, female sex workers, and adolescents as project participants to improve their access to sexual and reproductive health services, including HIV/TB prevention and treatment. WFP provided HIV testing and counselling, antiretroviral therapy, and sexually transmitted infection screening to 5,247 people between August and December. In addition, the project has launched initiatives to improve nutrition and empower women in finance. Nearly 2,800 patients received screening for acute malnutrition, and 40 nutrition counselling sessions took place<sup>2</sup>. Unfortunately, not all patients whom WFP planned to screen got tested, and WFP's achievement remained low, reaching only 40 percent of the target. This is because the clinic WFP partnered with was overbooked and did not have space to carry out the screenings; thus, the activity was delayed by more than 2 months. In addition, the initiative recruited 16 adolescent girls and young women and 64 female sex workers to take part in the economic empowerment initiative that included cooking, sewing, hairdressing, and a savings group as part of the vocational education. The support provided to the RWC for HIV/TB services for mobile populations was possible in part thanks to the partnerships with a local non-governmental organization (NGO)the Agency for Economic Development of Manicaand an international NGONorth Star Alliance.

Activity 2's GaM score was 4, indicating full gender-age integration. Nutrition interventions focused on pregnant and lactating women, women of reproductive age, teenage girls, and children under the age of 2 years. WFP continued to support the NutriSIM campaign in Zambezia and the GTNS intervention in Sofala, where household-level SBCC initiatives aimed to target fathers and men. The intention was to remove any potential hurdles at the household level that would prevent the effective adoption of appropriate nutrition practices, protecting the health and nutrition of pre-teen and teenage girls, orphans, vulnerable children, and children living with HIV.

## **WFP GENDER AND AGE MARKER**

CSP ACTIVITY	GAM MONITORING CODE
Support national and local actors in the delivery of nutrition specific and -sensitive multi-sectoral interventions that address malnutrition	4

## Strategic outcome 03: Vulnerable and shock-affected communities, households, women and young people in targeted areas have more equitable, resilient, sustainable and climate-smart livelihoods, through enhanced adaptive and productive capacities, that enable them to meet their food and nutrition needs, by 2030



**10,500** households participated in projects focused on **post-harvest management, access to climate information, and the use of agricultural techniques**



**1,681** households sensitized through the virtual **farmers project** on good **nutrition and equal rights for men and women**



**20,000** people affected by the armed conflict and weather events received **packages tailored to their livelihoods**

**Under strategic outcome 3, WFP ensures the livelihoods of vulnerable and shock-affected communities are more equitable, resilient, sustainable, and climate-smart.** To this end, WFP employed a range of interventions covering climate risk management, livelihood support, adaptive agriculture techniques, and the promotion of smallholder agricultural access to markets, with a focus on women and young people. In addition, WFP worked to bolster the ability of communities to recover from climate-related shocks and stresses and fortify food systems to do the same, thus facilitating vulnerable people's access to sustainable income possibilities and nutritional meals.

Thanks to the generous support from the Green Climate Fund, KOICA, Cartier Philanthropy, the Master Card Foundation, the Government of Japan, the German Federal Ministry for Economic Cooperation and Development (BMZ), and the Instituto Brasileiro de Algodão, WFP implemented numerous projects in several provinces during the last six months of 2022.

WFP's initial focus was on climate change adaptation and climate risk management to counteract the ongoing decline in agricultural productivity and the consequent threat to food security by boosting smallholder farmers' resilience. **Ten thousand five hundred participating families received support with post-harvest management, access to climate information, and the use of climate-resilient agricultural techniques.** In addition, WFP established 420 groups that can access financial services through village savings and loan associations, with 3,557 people enrolled in insurance schemes. With assistance from the University of Reading, 8,500 people received training in the participatory integrated climate services for agriculture approach. This strategy intends to empower farmers by using participatory tools to make decisions based on weather information.

Following this, WFP implemented initiatives that applied climate smart agriculture principles and supported livelihoods under the "beyond cotton" project, which intends to assist smallholder farmers engaged in cotton production to use the intercropping system to improve their food security and earnings. A total of 131 smallholder farmers (of whom 38 percent were women) and 24 technicians from cooperating partners took part. The Government engaged in the planning of the demonstration of cotton plots and intercropping procedures. The project acquired agricultural kits for distribution to 250 farmers in the upcoming agricultural campaign of 2022-2023. The kits included different crop seeds (maize, sorghum, cowpea, sesame, and peanut) to support intercropping and agricultural tools (hoes, axes, and machetes).

**WFP's 'virtual farmers project' sensitized 1,681 households on proper nutrition and gender equity.** WFP organized 12 community campaigns that aimed to improve the nutritional intake of the project's participants; the campaigns had 570 participants, over half of whom were women. WFP's NutriSIM social behaviour change communication campaign used community radios to air 790 radio spots, 60 radio soap operas, and 12 debates, all of which emphasized the value of eating a diversified diet rich in nutrients.

As part of its 'zero loss' plan, WFP signed contracts with 24 different district services, with the goal of reducing post-harvest losses (PHL). 779 government workers received training to improve their post-harvest management skills. In addition, the initiative reached 7,597 smallholder farmers, 38 percent of whom were women, and trained them on how to manage their crops post-harvest and use hermetic technology through 266 workshops. WFP distributed 1,200 hermetic bags to 474 farmers. The purpose of the trainings was to ensure that smallholder farmers followed best practises for reducing PHL across the whole value chain. An evaluation and baseline survey conducted in 2019 in the project implementation districts revealed that farmers lost almost fifty percent of their crops after six months of storage; therefore, the trainings focused on the storage phase of PHL. WFP signed a deal with PLASTEX (a

national supplier of hermetic silos) to produce the technology and deliver it to farmers, with the aim of increasing the usage of hermetic silos<sup>1</sup>.

**WFP focused on helping smallholder farmers gain access to markets.** WFP gave 30 scales and moisture metres to the selected farmers who served as leaders. Then, through the lead farmers, 806 farmer organizations received training on how to reduce post-harvest losses and increase market access. In addition, WFP supported 2,774 farmers using local procurement methods to sell their products and helped 4,433 smallholder farmers (50 percent women) market 4,071 metric tons of agricultural crops, valued at USD 1,725,09, through the combination of its school feeding programmes, the use of digital platforms (AGROPONTO and Farm2Go), local procurement for WFP, and the conventional method of aggregating and collective sales.

In response to the armed conflict and weather shocks, BMZ's support allowed WFP to create customized early recovery packages for internally displaced people and host communities in Nampula Province. **4,000 farming households (approximately 20,000 people, 52 percent women) affected by the violence and weather events received packages tailored to their specific livelihoods in December.** These early recovery packages for agriculture included 12.5 kg of maize, 5 kg of peanuts, 5 kg of beans, 2 hoes, and 1 machete. The tools contribute to the farmer's 2022-23 agricultural season. The impact of the contributions on the rural households' food security is pending future evaluations. These initiatives intend to lay the groundwork for a shift from humanitarian assistance to self-sufficiency<sup>2</sup>.

The volume of commodities sold by the selected smallholder farmers is a crucial indicator for assessing impact. Due to the emergence of digital platforms that increased farmers' access to markets, the project participants performed better in comparison to 2021. Indicators for food consumption used to assess food security showed an improvement. In addition, there has been a 51 percent increase in smallholder farmers' perceptions of their own resilience in the face of climatic variability and weather-related shocks. This is in part due to the role vulnerable communities played in calculating the climate resilience capacity score by contributing to the creation, restoration, and preservation of resources such as farming lands, agricultural kits, etc.

WFP created an innovative approach for the introduction and growth of an integrated water resource management/ecosystem-based adaptation method for climate change adaptive food systems. To advance the strategy, it is crucial to collaborate with the Government and other stakeholders to address several systemic and infrastructural issues. Some of these include making it simpler for people to use nature-based solutions, providing them with alternate ways to make a living, ensuring they have access to high-quality agricultural inputs, reviewing their "know your customer standards" (the process of verifying the identity of new customers so they can use financial services), stabilizing their supply chains, and helping them adapt to climate-smart agriculture.

Activity 3's GaM score was 3, indicating full gender integration. WFP's climate resilience programmes have prioritized women smallholder farmers. Credit and savings organizations have proven to be popular among women, who are able to not only invest in improving their living conditions but also create a safe environment to discuss personal struggles.

### WFP GENDER AND AGE MARKER


CSP ACTIVITY	GAM MONITORING CODE
Provide an integrated package of support to enhance the climate-adaptive, productive, aggregation, marketing and decision making capacities of communities, particularly women and young smallholder farmers	3



## Strategic outcome 04: By 2030 national and subnational actors have strengthened capacity and systems to protect and improve the human capital of at-risk and shock-affected populations



**130,000** COVID-19 affected people were assisted with **social protection cash transfers**



**250,000** students benefitted from **school meals**, and **23,000** internally displaced children received take-home rations



44 school **gardens established** by WFP and the National Association of Rural Extension

Through two activities, **strategic outcome 4 aims to improve the capacities of national and sub-national actors and systems**. Through activity four, WFP continued to support the Government in preparing for, responding to, and recovering from natural and man-made disasters. WFP supported social assistance transfers, the improvement of social protection systems, and the enhancement of the Government's disaster risk management capacity for increased resilience to shocks. Under activity five, WFP focused on vulnerable and shock-affected school children. WFP maintained its support for the Government's National School Feeding Programme and continued to operate the WFP-led home-grown school nutrition programme.

### Activity 4: Food Security Nutrition Monitoring

WFP supported the Secretariat for Food Security and Nutrition (SETSAN) in improving their capacity for food security and nutrition (FSN) assessment and monitoring. The World Bank and the Foreign, Commonwealth, and Development Office (FCDO) provided funding for these activities.

Due to funding restrictions, FSN assessments occurred post-harvest. This left data gaps during the lean period. However, for the first time, WFP and SETSAN conducted FSN assessments in all districts, gathering data to present a nationwide picture of food insecurity and malnutrition. To collect data on food security, WFP trained 20 SETSAN enumerators and oversaw data collection efforts in the cities of Maputo, Inhambane, Manica, and Gaza. In addition, WFP supported SETSAN to finalize the integrated food security phased classification (IPC) analysis in all provinces. WFP assisted with the IPC multi-stakeholder workshop and facilitated technical coordination for the updation of food insecurity figures to inform humanitarian operations.

### Activity 4: Disaster Risk Management (DRM) and Disaster Risk Financing (DRF)

WFP worked with Mozambique's National Institute for Disaster Risk Reduction and Management (INGD) to strengthen their capabilities to prepare for, respond to, and recover from emergencies. This included anticipatory actions (AA) for climate shocks, which is an innovative approach that enables the implementation and financing of actions before an extreme weather event has occurred, including disaster risk financing mechanisms such as forecast-based financing and macro-insurance, as well as drought analysis training and advice on cyclone and flood insurance. These actions aim to prevent and mitigate the effects of extreme weather on the food security and nutrition of vulnerable communities.

The vulnerability analysis and mapping related activities with INGD received contributions from the European Civil Protection and Humanitarian Aid Operations (ECHO). The Norwegian Development Agency and the European Union funded DRF initiatives to assist INGD and the National Institute of Meteorology (INAM) with drought anticipatory action. ECHO and FCDO's contributions facilitated multi-hazard anticipatory action in conflict settings. The 'ARC Replica' project, which is a partnership WFP has with the African Risk Capacity for the expansion of climate risk insurance, received funding from USAID.

Under WFP's DRM activities, WFP collaborated with INGD to improve their procedures for calculating the impact of cyclones and intense floods. In November, WFP trained 3 INGD geographic information system officers on mapping and geospatial analysis, which can inform disaster response operations. WFP and the Environmental Systems Research Institute<sup>1</sup> set up a new workflow that lets drones and deep learning technology quickly assess damage in areas that were hard hit by cyclones and floods. In December, WFP and INGD held a workshop where 11 national students created training data to improve the algorithm for damage assessments for this cyclone season.

Further, WFP provided technical and financial assistance for a national training to equip INGD information officers and decision-makers ahead of the cyclone season with integrated early warning systems (EWS) for disasters and the standardization of methodologies to facilitate mapping the population at risk. Thirty-six government employees received training on communication and dissemination of early warning information for cyclones and floods.

In addition, DRM activities provided financial and technical support for the development of the national contingency plan and supported the development and government endorsement of standard operating procedures (SOP). Once approved, the SOP will coordinate the geographic and beneficiary selection priorities across all humanitarian actors.

Under DRF activities, 9 staff from INGD and 16 from INAM received technical support to create a drought EWS and conduct monthly monitoring of the drought triggering situation, which led to the inclusion of AA into the national contingency plan for 2022-2023<sup>2</sup>.

In October, the Government, through the INGD's technical council and with WFP's support, approved the SOP manual for the operationalization of the drought early warning systems and the implementation of AA plans. The Government's SOP manual guided WFP's AA plans for drought since both envisage a broad set of anticipatory actions to mitigate the impact of the shock. In addition to the national SOP, another six SOPs were developed at the district level, including Gaza (Chibuto, Guija); Tete (Changara, Marara); and Sofala (Caia, and Chemba).

WFP provided technical and financial support to the Government-led macro-insurance technical working group, which trained 15 government officials in the analysis of drought, tropical cyclones, and flood insurance models and products. The goal was to provide the team with expertise to recommend a countrywide insurance solution for disasters of high intensity. In parallel, WFP is undergoing discussions with the Government of Mozambique for the signature of the memorandum of understanding that will allow WFP to purchase the ARC Replica macro-insurance tool that will be operated and implemented by WFP to complement the Government's disaster financing mechanisms in the provision of assistance to the affected population.

After three years of focusing on drought as an entry point for the introduction of the AA approach, WFP is also expanding its support for the establishment of a multi-hazard AA system. WFP and the Government are discussing the feasibility of AA implementation in conflict settings, including the technical aspects and steps required ahead of implementation. With the mentioned expansion, the Government will benefit from WFP's support to define multi-hazard AAs and establish triggers for floods and cyclones, the design of a monitoring and evaluation plan, and SOPs.

#### Activity 4: Social Protection

The Mozambican Government has made significant strides toward creating a social protection system that is more responsive to shocks since 2016, when they adopted the National Strategy for Basic Social Security II.

The Government's Direct Social Support Programme - Post Emergency (PASD-PE) COVID-19 response in Zambezia province received funding from the German Federal Ministry for Economic Cooperation and Development (BMZ) through the German Development Bank and Canada. Their assistance made it possible for WFP to start preparations for the implementation of PASD-PE in the province of Niassa.

Since 2020, WFP and UNICEF have been supporting PASD-PE COVID-19 in the Tete and Zambezia provinces. Implementation in Tete concluded in 2021. In 2022, WFP continued its work in Zambezia and reached 25,570 families (127,850 people) through cash-based transfers. Under PASD-PE, each family receives a cash transfer of MZN 1,500 (USD 23.7) monthly for six months, as well as financial literacy, nutrition, and COVID-19 prevention messages. The activity aimed to reach more than 250,000 people in the last semester of 2022 in the provinces of Zambezia and Niassa; however, implementation in Niassa was delayed due to approval and preparatory processes. The activities in Niassa are, however, undergoing preparations and will resume in the first quarter of 2023.

WFP worked with the Government to strengthen the social protection system's architecture. Capacity strengthening initiatives were possible thanks to the contributions made by ECHO and Irish Aid. WFP conducted activities in accordance with the work plan developed with the Government, which includes institutional coordination for emergency response; training and knowledge generation on digital payment mechanisms; training on financial inclusion; beneficiary data management and protection; better disaster risk financing; and integration of social protection. In addition, WFP sustained its joint effort with the International Policy Centre for Inclusive Growth, a UNDP research centre that specializes in social protection, which produced and disseminated evidence on shock-responsive social protection in Mozambique as well as innovations in cash payment mechanisms and management information systems.

Activity 4's GaM score was 3, indicating full gender integration. In the framework of DRF, the creation of EWS for drought, cyclones, and other hazards for AA provided effective, tailored interventions to ensure accessibility to those most susceptible to shocks. The interventions considered gender-related obstacles, such as socio-cultural norms, education, and literacy, noting that women are much less likely than men to possess phones and have access to radios, especially in rural areas.

#### Activity 5: School-based programmes

During the second half of the academic year, WFP's priority was to continue assisting the Government's National School Feeding Programme (PRONAE) with meal distributions to the participating 340 schools nationwide. Whilst ensuring children benefited from education in nutrition, healthy diets, and gender-transformative interventions through direct implementation under WFP's home-grown school feeding programme (HGSF) in an additional 130 schools, both PRONAE and WFP-led HGSF provide school meals on-site. WFP supplied commodity vouchers to the schools, which they used with retailers for the procurement of ingredients for the school meals. In addition, WFP leads the school feeding programme in emergency and recovery settings (SFIER/R) in Cabo Delgado and Nampula, which provides dry rations at school or to take home to people impacted by climate shocks and the violence in the north.

PRONAE received financing to meet all its needs. The debt-for-development programme from the Russian Federation, BMZ, Canada, Nacala Logistics, and the Norwegian Government provided funding for all activities. During the third school trimester, however, delayed budget disbursement and financial reporting interrupted food procurement and meal delivery for the Government-led HGSF programme. Thus, just a few schools in 12 of the 42 districts supplied on-site meals.

Nevertheless, **the Government-led HGSF programme benefited more than 176,000 students** (48 percent of whom were female). The WFP-led HGSF, on the other hand, reached 80,000 students in Tete and Nampula through direct implementation. Through the SFIER/R programme, **WFP provided take-home meals to over 23,000 students in 45 schools in Cabo Delgado**. The SFIER/R interventions were aimed at internally displaced children and included the distribution of menstrual hygiene kits.

To improve programme quality and strategy, WFP conducted capacity strengthening activities. WFP trained 457 school administrators and representatives from the Provincial Directorate of Education, district education, and youth and technology services. The activities aimed to improve participants' technical skills in good financial management practises and in managing and implementing school-based programmes.

WFP continued its gender-sensitive HGSF programme in five Tete districts to tackle the challenges of early pregnancies, child marriage, HIV, and sexual exploitation that notably increase young girls' school dropout rates. It consisted of 1,320 dialogue club sessions and the delivery of 1,950 menstrual hygiene kits. Originally, WFP had planned to distribute over 95,000 hygiene kits as part of its COVID-19 prevention measure; as the number of COVID-19 cases decreased in the second half of 2022, the strategy shifted to the distribution of menstrual hygiene kits. Further, WFP worked with local radio stations to spread awareness of gender-based violence during the 16 days of activism to end violence against women and girls.

WFP worked with the National Association of Rural Extension to set up 44 school gardens. The goal was to educate children about productive gardening, nutrition, biodiversity, and sustainability. WFP collaborated with government partners in the implementation of NutriSIM, the social behaviour change communication campaign, which stands for "Say YES to Nutrition". NutriSIM was launched in three Nampula districts and one in Tete, sensitizing 3,306 people on nutrition and education topics.

School-based programmes support health, nutrition, and learning and reduce barriers that keep children out of school, especially girls and those marginalized by poverty or displacement due to the insecurity in the north. In 2022, 90 percent of primary school students graduated, and 88 percent attended school year-round<sup>3</sup>. WFP-led HGSF schools had an 87 percent attendance rate, while government-led schools had 82 percent. Analysis of the percentage of school days for meals in 2022 revealed that WFP-led schools supplied meals on 86 percent of school days, compared to only 28 percent for government-led schools.

Activity 5's GaM score was 4, indicating full gender-age integration. WFP school meals promoted student retention for both boys and girls and offered them access to gender-transformative and sexual and reproductive health programmes thus addressing early pregnancy, early marriage, and school dropout among girls.

## WFP GENDER AND AGE MARKER

CSP ACTIVITY	GAM MONITORING CODE
Support national and government actors in preparing for, responding to and recovering from natural and man-made disasters	3
Support the Government in the development and operation of nationally owned home-grown school feeding programmes for chronically vulnerable or shock-affected primary schoolchildren	4

## Strategic outcome 05: Humanitarian and development actors benefit from a range of available services to help them implement their programmes and support their beneficiaries in an efficient, effective and reliable way throughout the year



More than **100,000** concerns were reported through WFP's Linha Verde 1458.



WFP transported more than **530 m<sup>3</sup>** and stored and handled **9,326 m<sup>3</sup>** of relief items for other humanitarian and development actors.

Under strategic outcome 5, WFP ensures that actors in the humanitarian and development sectors receive a range of services to support their programmes. Services offered can include on-demand cash transfers, food procurement, supply chain management, and logistical support, all of which increase the efficiency of the assistance given to their beneficiaries.

### Supply chain and logistics

As the leading provider of supply chain services for the humanitarian sector, WFP's goal is to ensure that food and other necessities reach those who need them most. To achieve this, WFP provides experts who make use of their knowledge and the resources at their disposal, such as trucks, barges, and aircraft, among others, and contribute to more dynamic retail sectors and more secure logistics networks by prioritising local businesses and national first responders for both emergency assistance and resilience-building projects.

WFP provided supply chain services to 10 UN agencies and 4 international non-governmental organization (INGOs) through bilateral service provision initiatives, i.e., service level agreements (SLAs). The SLA strategy with a time-bound standby period was key during operations, so humanitarian partners with active SLAs could get quick access to WFP services. In addition, the time-bound SLAs helped INGOs and UN agencies acquire storage space, primary and secondary transport, and logistics technical assistance in support of their development-related activities. This activity operated on a full cost-recovery basis.

WFP stored and handled 9,326 m<sup>3</sup> of relief items like tents, face masks, hygiene products, blankets, foldable chairs, water buckets, etc. and transported more than 530 m<sup>3</sup> for other humanitarian and development actors. 99 percent of the service requests were met in the agreed-upon timeline. WFP supported the operations of neighbouring nations by simplifying customs clearance, port operations, and the trans-shipment of 12,755 metric tons (mt) to Zimbabwe and the Democratic Republic of Congo. In addition, the global commodity management facility handled 10,000 mt of rice in support of the WFP office in Kenya.

The main partners were the Food and Agriculture Organization of the United Nations (FAO), the United Nations Population Fund (UNFPA), the United Nations High Commissioner for Refugees (UNHCR), the World Health Organization (WHO), the International Organization for Migration (IOM), UN Women, the United Nations Office for Project Services, the United Nations Children's Fund (UNICEF), the International Committee of the Red Cross, the Cooperative for Assistance and Relief Everywhere, Medecins Sans Frontieres Belgium, FHI360, and the National Institute for Disaster Risk Reduction and Management (INGD).

### Linha Verde da Resposta a Emergencia 1458<sup>1</sup>

WFP continued to manage Linha Verde 1458, the interagency community feedback mechanism. WFP funded 45 percent of the operating costs, with the remaining 55 percent coming from contributions from eight other UN agencies (UNHCR, WHO, UNFPA, IOM, UNICEF, FAO, OCHA, and UNDP).

WFP operated Linha Verde 1458 via an outsourced call centre in Maputo and made it available to all impacted populations in Cabo Delgado, Nampula, Niassa, Zambezia, Tete, Sofala, Manica, Gaza, and Inhambane. Inbound calls registered cases for information requests, complaints, feedback, assistance requests, and technical problems. The hotline received over 100,000 calls. Agents reported and registered complaints, which were then passed along to the relevant programme units for resolution. Eighty-two percent of all calls received feedback. Operators and partners were not always able to contact people for clarification or action, as phones may be borrowed or people may have moved.

WFP and the Division of Environmental and Social Safeguarding at INGD collaborated on the execution of Linha Verde 1458. They created and disseminated messaging and visibility materials to combat abuse of power. Access to the online

platform was available for the resolution of any irregularities reported in connection with INGD's responses. The hotline continues to be the primary reporting method for sexual exploitation and abuse. WFP and the safeguarding division in INGD are exploring the possibility of setting up and running a separate CFM for INGD.

## Strategic outcome 06: National and sub-national institutions and partners are able to implement their programmes and provide required support to affected populations in an efficient, effective and reliable way, during times of crisis



**7,151** passengers were transported by UNHAS.



**3** medical evacuation flights and one security evacuation flight were completed.

WFP supports national and sub-national institutions and partners in implementing their programmes through strategic outcome 6 by providing services such as food security cluster coordination, logistic service coordination, emergency telecommunications services to government agencies, and humanitarian aviation services to the larger humanitarian community during times of crisis. Similar to strategic outcome 5, under the logistics coordination element, WFP could also offer supply chain services on demand to guarantee the prompt delivery of life-saving supplies. Depending on the specifics of the situation, this experience gives WFP the opportunity to increase its capability to support both medium and long-term development activities and disaster preparedness.

### Activity 9: Food Security Cluster (FSC)

The FSC played a crucial role in the coordination of most of the actors involved in the northern crisis response. Although the FSC is co-led by WFP and the Food and Agriculture Organization, it was fully funded by WFP.

The FSC coordinated the monthly efforts of over 18 partners involved in the primary agriculture campaign. From June to December, the FSC held 14 online coordination meetings at the national and provincial levels. The FSC also held two forums where partners could discuss specific topics. The first forum was about civil society and anticipatory action, and the second forum was about protection and accountability to affected populations (AAP) and protection against sexual exploitation and abuse (PSEA). As a result of discussions under the forum on APP and PSEA, the FSC hosted a workshop in September with the objective of strengthening the cluster members' understanding of PSEA by sharing best practises for communication and community engagement and managing systems for community feedback. In addition, WFP held a workshop on the humanitarian response plan (HRP) 2022, which 27 FSC organizations attended, and where they reviewed the strategy and coverage for the HRP 2023.

For the 2023 calendar year, the FSC will continue to coordinate efforts to help internally displaced people in the north. These efforts will be timed with the start of the cyclone season. To avoid duplication and fill identified gaps, the FSC will encourage quick and effective coordination between FSC actors and national and provincial authorities, as well as inclusive and regular sharing of information with cluster partners.

### Activity 10: Provide an appropriate platform for logistics coordination and services for humanitarian actors.

The generous funding contributed by the USA's BHA made it possible to provide common logistics services to the humanitarian community. WFP continued to operate the Maputo and Pemba-based logistics working groups (LWG), which coordinated the logistics-related efforts. This included both information sharing and transportation services to inaccessible locations. Mocimboa da Praia, Palma, Quissanga, Mueda, Macomia, Chiuri, Metuge, Ribaue, and Memba were among the districts that received assistance. The LWG held 4 coordination meetings and facilitated the transport of 708 metric tons (mt) of mixed relief items through the common services. WFP and the National Institute for Disaster Management and Risk Reduction kept the LWG active, which led to successful coordination of the humanitarian logistics sector in terms of information exchange and resolving member concerns. This made it possible to contribute crucial information to the Government's humanitarian goods importation manual.

### Activity 12: United Nations Humanitarian Air Service (UNHAS)

WFP transported 7,151 passengers (estimated at 1,200 per month) and 53 mt of humanitarian cargo. WFP accomplished 3 medical evacuation flights and one security evacuation flight. Overall, the assistance that UNHAS provided benefited 51 humanitarian organizations (27 percent UN and 73 percent non-governmental organizations), donors, and diplomats.

## WFP GENDER AND AGE MARKER

CSP ACTIVITY	GAM MONITORING CODE
Provide preparedness and emergency communications services for humanitarian actors	N/A
Provide United Nations Humanitarian Air Service services to the Government and humanitarian partners	N/A



# Cross-cutting results

## Progress towards gender equality

### Improved gender equality and women's empowerment among WFP-assisted population

In Mozambique, gender norms and patriarchal social structures favour men as the primary decision-makers. Although the nation has signed up to all regional and international policy frameworks that aim to promote equal rights for women and men, the country ranks only 127th out of 162 on the Gender Equality Index due to poor application of the guidelines<sup>1</sup>.

When it comes to socioeconomic inequality, women are at a disadvantage. Women perform a disproportionate amount of unpaid domestic work and face major barriers to employment, healthcare, and higher education. Restrictive gender norms and the pervasiveness of gender-based violence marginalize women and girls' full participation in society. The reality is that **one in every two Mozambican girls gets married before the age of 18** (17 percent marry before the age of 15), and four in ten girls have their first child before turning 18.<sup>2</sup>

WFP's programme is planned with consideration for the unique effects of shocks on different genders. WFP aimed to prevent and mitigate specific protection risks such as domestic violence, early marriage, and sexual exploitation and abuse. To achieve this, WFP engaged with communities to gain a deep comprehension of the local context and the communities' gender related perceptions. WFP then incorporated the needs of communities into its targeting approach. In partnership with Trinity College Dublin, WFP ensured that people understood the approach to targeting and data collection processes. WFP supplied a range of complaints and feedback mechanisms (CFM) that were inclusive of the most vulnerable. The CFM tools have received positive feedback from both men and women in host and displaced communities, underscoring the significance of continuing to scale up the availability of such resources.

**WFP's climate resilience programmes focused on including women's participation.** As a result, 2,024 farmers, of whom 41 percent were women, used local procurement methods to sell their products, and **2,216 women farmers marketed their agriculture crops**. Resilience initiatives ensured that all farmers had equal access to government extension services and advocated for women farmers as community leaders. WFP activities included the provision of financial and insurance services to specific farming communities in order to mitigate the impact of climate-related shocks and losses.

WFP did a gender study in the provinces of Nampula and Cabo Delgado to expand the gender-transforming school feeding programme pilot in Tete. The pilot focused on engaging teenagers in gender discussion clubs to raise awareness on the topic. The analysis demonstrated the significant role that initiation rites play in the high prevalence of early marriages and pregnancies. Engagement with the parents revealed a significant desire to ensure that girls complete their education. This highlights the potential of having open discussions about gender equality as well as sexual and reproductive health with parents and traditional community leaders.<sup>3</sup>

# Protection and accountability to affected populations

**Affected populations are able to benefit from WFP programmes in a manner that ensures and promotes their safety, dignity and integrity. Affected populations are able to hold WFP and partners accountable for meeting their hunger needs in a manner that reflects their views and preferences**

The second-generation country strategic plan uses a "whole of society" approach. WFP consults with national and local partners, such as rights groups, the protection cluster, platforms for the prevention of gender-based violence and the protection of children, and the disability working group. The goal is to promote social inclusion, gender equity, and make sure that interventions have an effect at the household and community levels.<sup>1</sup>

In April, limited funding forced WFP to cut monthly food rations in half and deliver assistance every two months to the internally displaced people (IDP), covering 39 percent of daily calorie needs. As a result, households' risk of applying negative coping strategies increased, as seen in the rise of early marriages, pregnancies, and survival sex. According to gender-based violence (GBV) safety audits and protection monitoring conducted by UNHCR, women and girls suffer from service and resource access inequalities. When they collect resources like water and firewood, they face harassment, financial pressure, and GBV. GBV actors have observed men abandoning their wives in the area of displacement. Because men register as the heads of households, they are the ones who receive food assistance, cutting off access for women and children.

In addition, due to the protracted nature of the conflict in the north and the high number of IDP (90 percent in Cabo Delgado), who so far have been the sole targets of WFP's assistance, community tensions have become prevalent between the host and displaced populations due to the high needs among the broader population in Cabo Delgado. Frustration due to limited assistance and difficult conditions in the locations of displacement has contributed to the rising rate of returns. Intention surveys conducted with displaced people demonstrated that while most would welcome the chance to return home, they would return when the security situation improved. Severe conditions in the location of displacement would cause an earlier move. Uncertainty about the security situation in the location of origin and the risk of not receiving more assistance cause IDP to shift between areas of conflict and displacement on a regular basis, following distribution cycles. They may split up into new groups within each area, exposing those on the move to the risks of attacks by non-state armed groups and harassment and violence from police and armed forces.

Taking into consideration that beneficiary lists for humanitarian assistance are status-based and decided by local leaders mandated to register the arrival of IDP, in a bid to reduce community tensions through more inclusive assistance, WFP undertook a participatory vulnerability-based targeting (VBT) exercise. VBT is an opportunity to promote a more transparent approach to beneficiary selection. The first step included an assessment that looked for any potential rise in tensions on the ground. Then, there were regular consultations with the community and monitoring of social cohesion using channels for complaints and feedback (CFM). As a result, WFP modifies its support to emphasise conflict sensitivity and consider the real needs and preferences of the affected population. The VBT exercise started in 2021 and concluded in December 2022. During the first quarter of 2023, the VBT will undergo a validation process followed by the digital registration of the selected beneficiaries. Beneficiaries targeted under the VBT will start receiving assistance in the four districts of Metuge, Namuno, Balama, and Montepuez (Cabo Delgado). The selection method will then expand to five more districts in Cabo Delgado throughout 2023. In addition, to ensure the information reached those who faced the greatest communication barriers, WFP and Trinity College Dublin created accessible communication channels to better facilitate the inclusion of people with disabilities<sup>2</sup>. The materials considered the communication needs of women and others who have low literacy capacity and do not speak Portuguese to foster a strengthened sense of inclusion and participation. By engaging the population while applying the new tools, WFP seeks to better build the trust of the affected population for more meaningful assistance.

WFP kept running the toll-free emergency hotline for agencies and funded 45 percent of its costs. Through the hotline, beneficiaries voiced their complaints or negative feedback, requested assistance and information, reported technical problems, and discussed other topics. Another seven UN humanitarian organizations covered the other 55 percent. Partner help desks, suggestion boxes, and community committees complemented the hotline service. In addition to the CFMs, WFP engaged the affected population through targeted discussions to address the concerns raised and to evaluate and adjust programmatic approaches. In parallel, WFP contributed to inter-agency assessments such as the information and communications needs assessment led by the community engagement and accountability to affected populations (AAP) working group in Cabo Delgado. While WFP established the hotline only for emergency response, its validation by the UN country team as the central reporting mechanism for prevention of sexual exploitation and abuse

(PSEA) expands its scope across all of WFP's interventions.

In order to raise awareness of PSEA among team members and cooperating partners, WFP organised trainings on protection and AAP that included the PSEA policy. WFP has done PSEA capacity assessments of all 17 current partners and other potential partners using the inter-agency standing committee joint partner assessment tool. As co-chair of the PSEA network, WFP has led the inter-agency coordination efforts on the common assessment while strengthening the understanding of good practises for PSEA amongst partners and the PSEA network members. WFP's distribution processes included prompt victim-centred responses to any sexual and exploitation abuse-related concern, as well as extensive community outreach.

With help from provincial representatives of the National Institute for Disaster Risk Reduction and Management and the justice sector in Cabo Delgado, the PSEA coordinator, the UN human rights office, and the protection cluster, WFP finished the first cycle of interactive workshops in Cabo Delgado. Key government stakeholders and local leaders attended the workshop. The goal of the workshops was to help government personnel learn more about national policies and laws about abuse of power in the humanitarian response, humanitarian principles, human rights, AAP, and PSEA.

# Environment

## Targeted communities benefit from WFP programmes in a manner that does not harm the environment

WFP continued to reduce its footprint on the environment. WFP has started the installation process of a solar system that will be responsible for generating more than 50 percent of the office's power needs through renewable sources. The installation of the first phase of the roof's solar system, 24 kWp of photovoltaic panels on a solar carport structure, finished in September and is covering a substantial portion of the office's energy demand. Upon completion of the second phase in April 2023, which includes mounting an additional 18 kWp, the solar system will supply all of the office's energy.

Under the emergency response, WFP not only provides food assistance to the conflict-affected communities but also actively invests in early recovery packages to bridge the humanitarian-development nexus that connects to its livelihood and resilience activities. The packages contain non-food items like agricultural inputs and seeds to assist smallholder farmers increase their crop production. Focusing on people's resilient livelihoods and self-sustainability better prepares them to cope with shocks, whether recurrent, prolonged, or unexpected. Simultaneously, WFP is increasingly procuring food from smallholder farmers for the distribution of unconditional food assistance. Purchasing food directly from farmers improves their livelihoods and promotes the "farm-to-table" ethos.

School-based programmes are vital for informing local populations about how to adapt to climate change. Under the school feeding activities, WFP also promotes the procurement of food commodities from smallholder farmers in the local area for the creation of meals distributed to students. In addition to implementing a 'zero waste' policy for school lunches, WFP has also instituted 'smart agriculture practises' to prevent further land degradation at school gardens. These include banning the use of inorganic pesticides and ensuring that the seeds and crop varieties grown are not exotic or invasive to the area. Further, WFP supports water conservation measures that are part of climate change adaptation strategies. Five days' worth of meals for a school with 1,000 students uses around 3,500 litres of water, while the expectations for schools that have gardens on campus (less than 1 hectare) mean they use less than 1,000 cubic metres of water per day for irrigation. Rainwater is the primary source of water for school gardens, which use between 800 and 1,000 m<sup>3</sup> per day.

Under WFP's livelihood projects, the global coordinator for environmental and social safeguards trained field office staff as well as partners on the screening technique. This is an assessment to determine if an activity has negative effects on the environment and gender. After evaluating the responses to the assessment, the project receives a risk category. Programmes under the green climate fund used the screening technique, and all their operations fell into the low-risk category. WFP's programme developed environmental and social action plans.

# Extra Section



## Meet the Mozambican acting before climate disasters strike

Benvindo Nhanchua, a climate expert for WFP, remembers a girl being born up on a tree during the devastating floods of 2000, when at least 700 people were killed and 650,000 displaced in the country.

"This is not an urban myth," he says. "The mother saw the tree as the only way to escape from the devastating floods and gave birth to her child."

"Twenty-two years later, the girl born up in a tree is finishing college," says Nhanchua. Coincidentally, she also works as an intern at the Mozambique National Institute for Disaster Risk Management (INGD), where Nhanchua has worked for the past three years.

Having grown up in Maputo, the capital of Mozambique, Nhanchua is no stranger to extreme weather. As the country marks three years since cyclones Idai and Kenneth, he says he has noticed more frequent and consecutive climate hazards than he can ever remember.

"Recently, tropical cyclone Gombe caused serious damage in the north," he says. Gombe made landfall on March 11, with winds of 185 km per hour, killing 61 people and affecting more than 400,000 in the provinces of Zambezia, Nampula, Tete, Manica, and Sofala - just as people were picking up the pieces from tropical storm Ana in January.

The best way to save lives, livelihoods, and money in an emergency, "is to act before disaster strikes," says Nhanchua. This is a year of 'unprecedented needs', WFP warns, as climate shocks, conflict, COVID-19, and the costs of food and fuel - driven ever higher by the war in Ukraine - push 48.9 million people to the brink.

Nhanchua recalls the droughts of 2015-16 "when there was no early warning system in place". Linked to the El Niño climate phenomenon, they had a devastating impact on the harvests of 2017-18, he explains. "By the time the Government and aid organizations realised there were extreme drought conditions in the south of the country, the impact was already huge."

WFP and Government partners have since been strengthening their capacities to prepare for and respond to disasters, including floods, cyclones, and drought. One of the ways they are doing this is with early warning and anticipatory action - flagging upcoming hazards and triggering assistance before disaster strikes.

The basic idea of the early warning system "is to have a mechanism that will allow us to preview drought and act before the impacts cause food insecurity" - mitigating the effect on the lives and livelihoods of local communities. But it's not as simple as a weather forecast. There are three agencies - the National Meteorology Institute, the Ministry of

Agriculture, and the National Directorate for Water Resources Management - that come together to analyse satellite data, on-the-ground information from rain gauges and the conditions of crops. This information is combined and measured against agreed thresholds to see what level of assistance is required.

"WFP has a traffic light system for alerts that determines what type of action should take place," he says. "This could include installing irrigation systems, rehabilitating water supply systems, or distributing drought-tolerant seeds. Food or vouchers might also be distributed if that's what is needed." The best way to do this is through systems that are already set up, like school meals or social protection programmes.

Climate change is making extreme weather events more frequent and severe, but the consensus is that the humanitarian community cannot just focus on disaster response. "If we wait until after a shock, the impact will be higher, the need for funds will be higher and communities would be much more vulnerable," says Nhanchua. "We must build people's resilience, try to reduce the impact, and change the status quo of the communities and the humanitarian sector in general."

# Data Notes

## Overview

[1] Mozambique Country Strategic Plan (2022–2026) | World Food Programme (wfp.org)

[2] Mozambique: Acute Food Insecurity Situation November 2021 - March 2022 and Projection for April - September 2022 | IPC Global Platform

[3] <https://www.internal-displacement.org/countries/mozambique>

[4] United Nations, 2021. Mozambique Common Country Analysis.

Graphs:

The underachievement under food and vouchers is due to the emergency response project's livelihood activities (FFA) being interrupted due to security attacks in Ancaube and Montepuez.

SDG table: National statistics are not available for SDG 17, therefore the table is absent.

## Context and Operations

[1] Global Climate Risk Index 2021.

[2] IOM (Mozambique Crisis Response Plan 2022).

[3] Mozambique Key Message Update: Crisis (IPC Phase 3) Outcomes in Shock-Affected Areas Likely to Persist through the Lean Season (November 2022) - Mozambique.

[4] FEWSNET, Mozambique Food Security Outlook, February to September 2022.

[5] WFP Mozambique Country Brief, March 2022.

[6] To a lesser degree, cyclone Gombe also affected the provinces of: Sofala, Beira, Tete and Niassa.

[7] FAO. "Mozambique: Post Cyclone Gombe Rapid Damage and Losses Assessment in the Agriculture Sector - Mozambique." ReliefWeb, June 7, 2022.

<https://reliefweb.int/report/mozambique/mozambique-post-cyclone-gombe-rapid-damage-and-losses-assessment-agriculture-sector>.

[8] CSP - Mozambique (2022-2026).

## Strategic outcome 01

- [1] Early recovery kits can include a variety of items, such as a mix of seeds, livestock (chickens), tools (hermetic bags), fishing boxes, and more.
- [2] In the provinces of Cabo Delgado, Gaza, Nampula, Niassa, Tete, and Zambezia.
- [3] Food Consumption Score, Food Consumption Score—Nutrition, Consumption-based Coping Strategy Index (rCSI), and Livelihood-based Coping Strategy Index (LCSI).
- [4] The Ministry of Health collects data on patients who attended the PRN programme, but it does not differentiate between people living with HIV among women and children.
- [5] The data table includes only the 262 facilities with signed agreements (who received commodities); however, another 140 facilities without renewed agreements were assisted through the available stock, making a total of 402 facilities.
- [6] The goal of this intervention, which is to give out Super Cereal Plus as part of general food assistance, is to stop the nutritional status of children aged 6–59 months from getting worse and, as a result, to reduce the number of children who are malnourished.

Output tables: (Tier 1)

-Planning figures for capacity strengthening are not included due to an internal system migration at the end of 2022 and related limitations. Therefore, only actual values are reported.

-Activities under food for assets (food transfers) were not completed due to project interruptions caused by security issues in Ancuabe and Montepuez.

Outputs table: (Tier 2)

- A.1.23 - Plans to further collaborate with local institutions could not be executed as the scale-up of livelihoods was mostly focused on early recovery interventions due to the emergency and not shock-response and nutrition-sensitive social protection programmes.
- D.1.129 - This activity was not prioritized by the members of the community-based participatory planning.
- D.1.133 - This activity was not prioritized by the members of the community-based participatory planning.
- D.1.139 - Activity to be implemented in 2023; the delay is due to the rainy season.
- D.1.161 - Field-level agreements were signed late, and activities were not prioritized before the rainy season compared to other activities like the distribution of seeds and tools.
- D.1.163 - This activity was not prioritized by the members of the community based-participatory planning.
- D.1.41 - This activity was not prioritized by the members of the community based participatory planning.
- D.1.45 - This activity will be continued in 2023, per the members of the community based participatory planning.
- D.1.50 - This activity was not prioritized by the members of the community based-participatory planning.
- D.1.52 - This activity was not prioritized by the members of the community based-participatory planning.
- D.1.56 - This activity was not prioritized by the members of the community based-participatory planning.
- D.1.58 - This activity was not prioritized by the members of the community based-participatory planning.
- D.1.92 - The school gardens have not been established yet due to a delay in signing agreements with partners that resulted in operational delays. Additionally, due to the rainy season, distribution of non-food items like seeds and tools was prioritized over establishing schools gardens.
- D.1.98 - This activity was not prioritized by the members of the community based participatory planning.

Outcome tables:

Since all activities were restarted when the new CSP came into force in July 2022, the corresponding columns for 2020 and 2021 are empty. Only one assessment was done since the beginning of this CSP, which established the baselines. Follow up values will be determined in subsequent assessments in 2023.

## Strategic outcome 02

[1] HIV Rates by Country 2023 (worldpopulationreview.com)

[2] The Government provides data for people screened for HIV under the Government's roadside wellness centre project, the data is not reported as a WFP output indicator.

Output table: (Tier 1)

-Planning figures for capacity strengthening are not included due to an internal system migration at the end of 2022 and related limitations. Therefore, only actual values are reported.

-Prevention of acute malnutrition through commodity vouchers was not implemented. Distribution is to be done before the end-line survey which was postponed to Feb/March 2023.

Outputs table: (Tier 2)

- A.10.1 - Letters of understanding are being drafted and will be signed soon.
- C.4.1- The training will be conducted in 2023 due to a delay in contract signing.
- E.4.1 - Prevention of stunting - It was not possible to have sessions with the husbands due to a delay in contract signing.

Outcome table:

Since all activities were restarted when the new CSP went into force in July 2022, the corresponding columns for 2020 and 2021 are empty.



## Strategic outcome 03

Narrative notes:

[1] The distribution of the first batch is planned to begin in January 2023 and will be distributed to farmers in 3 districts in Tete (roughly 600 hermetic silos).

[2] The initiative will also start in Cabo Delgado in early 2023.

Output table: (Tier 1)

-Planning figures for capacity strengthening are not included due to an internal system migration at the end of 2022 and related limitations. Therefore, only actual values are reported.

-Planned figures under micro- and meso-insurance climate actions totaling 100k beneficiaries will be modified in the next country budget revision; beneficiaries under this activity were reached in 2022 but reported under the previous ACR that covers the reporting period Jan-Jun.

Outputs table: (Tier 2)

A.5.36 - Process of installation was delayed. To be delivered and installed in 2023 according to INAM agenda.

D.1.107 - Usually compost is produced just before the horticultural season so that it can be used during horticultural production. From June to December, there was no need for production since compost was made in March and April and used in May, June, and July (horticulture season).

D.1.159 - Land allocation was done before this period when the activity was agreed for the project. In November 2021, 23 demonstration plots (20 m x 20 m) and 60 hectares of production fields were allotted. For the following months, beneficiaries worked in the same areas, applying the conservation agriculture techniques learned in the demonstration plots.

D.1.21 - The planting activity was implemented at the baseline only, thus there is no follow-up data collected on gardens created or food planted.

D.1.22 - The planting activity was implemented at the baseline only, thus there is no follow-up data collected on gardens created or food planted.

D.1.56 - From November 2021 to March 2022, beneficiaries received solar dryers and were trained in the construction of sheds to protect the solar dryers and dehydrated crops; 215 sheds were built to protect 640 solar dryers. From June to December, no structures were built as the partners worked to sensitize beneficiaries on the need to repair and maintain the sheds and solar dryers.

F.1.57 - Under the process of formalization of VSL groups and communication with financial institutions.

G.1.10 - G.6\*.1 - All "G" output indicators under Micro/Meso insurance climate actions do not apply for the 2nd semester of 2022. The people who benefitted from payouts in 2022 were reported under the first ACR, which covered the months January through June.

Outcome table:

Since all activities were restarted when the new CSP went into force in July 2022, the corresponding columns for 2020 and 2021 are empty.

## Strategic outcome 04

[1] ESRI is the market leader for mapping, location intelligence, and geographic information system (GIS) software.

[2] The 15 government employees who underwent training from the macro-insurance technical working group also received technical support for creating the EWS.

[3] Data on graduation rates was collected at the end of the academic year through WFP's outcome surveys; but has not yet been integrated in the monitoring system.

Output tables: (Tier 1)

-Planning figures for capacity strengthening are not included due to an internal system migration at the end of 2022 and related limitations. Therefore, only actual values are reported.

-Planned figures for take-home rations under the school meal programmes were not part of the needs-based plan for 2022; the activity arose as the emergency needs increased and provides meals to IDP children only. The next budget revision will take these values into consideration.

Outputs table: (Tier 2)

A.1.22: Under the research programme on shock-responsive social protection, WFP planned to reach 250,000 beneficiaries according to the needs-based plan; however, due to changes in the implementation plan, the planning figures for the ACR period decreased to 37,323 households (186,615 beneficiaries) as shown in the other outputs table.

A.5.44: This activity was not implemented because the project did not acquire hygiene kits in the period between June and December 2022.

A.6.33: This activity was not done at the school level because health, hygiene, and nutrition activities were only done at the community level from June to December 2022.

A.6.MGD2.2.1: The activity was not implemented because, during this period, it was not possible to identify a local partner to deliver the training in safe food preparation and storage.

A.6.MGD2.2.2: The activity was not implemented because, during this period, it was not possible to identify a local partner to deliver the training in safe food preparation and storage.

C.6.1: The activity was not implemented due to delays in the recruitment process. WFP will hire new staff in March 2023 to be seconded to INAS.

G.1.9 Through G.9.2 -- related outputs -- a 0 value has been reported under Macro-Insurance Climate Action "actuals" because capacity strengthening initiatives are ongoing in order to purchase macro-insurance.

Outcome table:

Since all activities were restarted when the new CSP came into force in July 2022, the corresponding columns for 2020 and 2021 are empty.

## Strategic outcome 05

[1] WFP's indicator compendium does not have indicators that can be used to report on Linha Verde. Therefore, it is not reflected in the data tables.

Outcome table:

Since all activities were restarted when the new CSP came into force in July 2022, the corresponding columns for 2020 and 2021 are empty.

## Strategic outcome 06

H.1.70 - The needs assessments is normally carried out after a shock/crises, and no shocks occurred during the last six months of 2022.

H.7.12 - The actual number of evacuations is 3, the system only records % attained. Thus the activity complete 100% of the planned value.

Outcome table:

Since all activities were restarted when the new CSP came into force in July 2022, the corresponding columns for 2020 and 2021 are empty.

## Progress towards gender equality

[1] <https://www.wfp.org/countries/mozambique>

[2] <https://data.unwomen.org/country/mozambique#:~:text=In%20Mozambique%2C%2083.3%25%20of%20legal,Mozambique%20to%20achieve%20gender%20equality.>

[3] A number of measures, such as training for gender focal points at schools on gender equality education packages, education on sexual and reproductive health, and community participation via school councils and local leaders, have been recommended and will be implemented in early 2023, applying lessons learned from the gender transformative school feeding programme in Tete province.

Outcome table:

The rationale for the empty cells in the column 2022 follow-up values, is because only baselines were collected in the last semester of 2022.

Since all activities were restarted when the new CSP went into force in July 2022, the corresponding columns for 2020 and 2021 are empty.

## Protection and accountability to affected populations

[1] Country strategic plan (2022-2026).

[2] For the trainings of the communication support WFP created a 4-page document for enumerators that explains why data is collected, what data is collected, what biometric data is, what WFP does with the data (storage) and people's rights on management of the data before seeking consent to collect and share data as relevant to the activity at hand.

Outcome table:

The rationale for the empty cells in the 2022 follow-up values, is because only baselines were collected in the last semester of 2022.

Since all activities were restarted when the new CSP came into force in July 2022, the corresponding columns for 2020 and 2021 are empty.

The target in 2022 is the same as the baseline, as there was no follow-up survey after the baseline in October 2022.

## Environment

Outcome table:

Since all activities were restarted when the new CSP went into force in July 2022, the corresponding columns for 2020 and 2021 are empty.

# Annex

## Reporting on beneficiary information in WFP's annual country reports

To produce estimates of the total number of unique beneficiaries WFP has assisted yearly, the data from all activities and transfer modalities must be adjusted to eliminate overlaps and add new beneficiaries. Further background information is provided in the summary tables annex of the ACR.

The final estimated number of beneficiaries assisted in each country is validated by country offices and entered in COMET at the end of every year:


- the total number of beneficiaries, which is the sum of all direct beneficiaries reached under all country level activities, based on the adjusted totals that seek to eliminate overlap;
- the total number of beneficiaries receiving food transfers, cash-based transfers and commodity vouchers or capacity strengthening, the sum of all direct beneficiaries reached under the activities for each of these transfer modalities, based on the adjusted estimates that seek to eliminate overlap;
- the total number of beneficiaries assisted under each programme area, the sum of all direct beneficiaries reached under WFP's eight programme areas at the country level;
- the number of schoolchildren assisted under school-based programmes, the sum of all participants assisted under the school-based programmes, adjusted to exclude overlaps and activity supporters such as teachers and cooks.

Although WFP conducts quality assurance to provide beneficiary data which are as accurate as possible, numerous challenges remain regarding data collection, verification, entry and processing. Beneficiary numbers in ACRs should be considered "best estimates", subject to over- and under- estimation.

For the 2022 reporting period, disability data has been collected using a variety of approaches; head counts in single activities, disaggregation of data from post distribution monitoring reports (PDMs) and other data sources from UN agencies and National Census data. As standardized guidance was not available in WFP prior to 2020, these methods have varied according to the existing needs, capacity, and experience of various WFP activities and operational contexts. Moving forward, as part of the 2020 Disability Inclusion Road Map, WFP is building on continued efforts to mainstream and standardize disability data collection methodologies, aligning with international standards and best practices.

# Figures and Indicators

## WFP contribution to SDGs

 <b>SDG 2: End hunger, achieve food security and improved nutrition and promote sustainable agriculture</b>											
WFP Strategic Goal :						WFP Contribution (by WFP, or by governments or partners with WFP Support)					
SDG Indicator	National Results					SDG-related indicator	Direct				Indirect
	Unit	Female	Male	Overall	Year		Unit	Female	Male	Overall	
Prevalence of undernourishment	%			27.9	2015	Number of people reached (by WFP, or by governments or partners with WFP support) in the context of emergency and protracted crisis response	Number	673,219	621,432	1,294,651	
							Number of people reached (by WFP, or by governments or partners with WFP support) to improve their food security	Number	879,249	811,614	1,690,863
Prevalence of stunting among children under 5 years of age	%			42.3	2015	Number of people reached (by WFP, or by governments or partners with WFP support) with stunting prevention programmes	Number	7,432	6,861	14,293	
Prevalence of malnutrition among children under 5 years of age, by type (wasting and overweight)	% wasting			4.4	2015	Number of people reached (by WFP, or by governments or partners with WFP support) with interventions to prevent and treat malnutrition (moderate acute malnutrition)	Number	54,703	50,495	105,198	
Average income of small-scale food producers, by sex and indigenous status	US\$			3,123.23	2015	Number of small-scale food producers reached (by WFP, or by governments or partners with WFP support) with interventions that contribute to improved incomes	Number	10,468	9,662	20,130	100,650

## Beneficiaries by Sex and Age Group

Beneficiary Category	Gender	Planned	Actual	% Actual vs. Planned
Total Beneficiaries	male	623,767	817,848	131%
	female	643,607	873,015	136%
	total	1,267,374	1,690,863	133%

Beneficiary Category	Gender	Planned	Actual	% Actual vs. Planned
By Age Group				
0-23 months	male	55,279	72,433	131%
	female	56,472	74,410	132%
	total	111,751	146,843	131%
24-59 months	male	55,279	72,433	131%
	female	56,472	74,410	132%
	total	111,751	146,843	131%
5-11 years	male	226,614	266,611	118%
	female	212,246	255,137	120%
	total	438,860	521,748	119%
12-17 years	male	71,587	118,669	166%
	female	74,801	124,221	166%
	total	146,388	242,890	166%
18-59 years	male	207,054	274,464	133%
	female	227,708	318,361	140%
	total	434,762	592,825	136%
60+ years	male	7,954	13,238	166%
	female	15,908	26,476	166%
	total	23,862	39,714	166%

## Beneficiaries by Residence Status

Residence Status	Planned	Actual	% Actual vs. Planned
Resident	701,459	600,612	86%
Refugee	7,622	8,118	107%
IDP	565,793	1,082,133	191%

## Beneficiaries by Programme Area

Programme Area	Planned	Actual	% Actual vs. Planned
Action to protect against climate shocks	125,000	10,500	8%
Asset Creation and Livelihood	145,000	30,296	20%
Malnutrition prevention programme	79,500	81,147	102%
Malnutrition treatment programme	4,800	33,097	689%
School based programmes	301,002	286,961	95%
Smallholder agricultural market support programmes	150	9,603	6402%
Unconditional Resource Transfers	767,622	1,293,500	168%

## Annual Food Transfer (mt)

Commodities	Planned Distribution (mt)	Actual Distribution (mt)	% Actual vs. Planned
Everyone has access to food			
Strategic Outcome 01			
Canned Fish	0	23	-
Corn Soya Blend	2,688	1,453	54%
Dried Fruits	0	100	-
LNS	0	115	-
Maize	0	382	-
Maize Meal	0	314	-
Peas	7,782	4,004	51%
Rations	0	77	-
Ready To Use Supplementary Food	67	0	0%
Rice	29,825	19,369	65%
Split Peas	0	3	-
Vegetable Oil	2,825	1,497	53%
No one suffers from malnutrition			
Strategic Outcome 02			
Corn Soya Blend	0	0	0%
LNS	0	0	0%
Ready To Use Supplementary Food	0	0	0%

## Annual Cash Based Transfer and Commodity Voucher (USD)

Modality	Planned Distribution (CBT)	Actual Distribution (CBT)	% Actual vs. Planned
Strategic result 01: Everyone has access to food			
Strategic Outcome 01			
Cash	1,436,491	170,681	12%
Commodity Voucher	315,233	1,981,581	629%
Value Voucher	12,613,189	12,986,994	103%
Strategic result 02: No one suffers from malnutrition			
Strategic Outcome 02			
Commodity Voucher	213,570	0	0%
Strategic result 04: Food systems are sustainable			
Strategic Outcome 03			
Commodity Voucher	1,200,749	109,012	9%
Value voucher transfer for services	500,000	0	0%
Strategic result 05: Countries have strengthened capacity to implement the SDGs			
Strategic Outcome 04			
Cash	6,774,960	3,159,912	47%

Modality	Planned Distribution (CBT)	Actual Distribution (CBT)	% Actual vs. Planned
Commodity Voucher	6,984,064	2,347,659	34%

## Strategic Outcome and Output Results

Strategic Outcome 01: Crisis-affected populations in targeted areas can meet their essential food and nutrition needs immediately prior to, during and in the aftermath of shocks				Crisis Response	
Output Results					
Activity 01: Provide integrated food and nutrition assistance to conflict- and disaster-affected people					
Detailed Indicator	Beneficiary Group	Sub Activity	Unit of measure	Planned	Actual
A.1: Beneficiaries receiving capacity strengthening transfers	All	Food assistance for asset	Female	0	5,696
			Male	0	5,258
			<b>Total</b>	<b>0</b>	<b>10,954</b>
A.1: Beneficiaries receiving capacity strengthening transfers	All	General Distribution	Female	0	331
			Male	0	306
			<b>Total</b>	<b>0</b>	<b>637</b>
A.1: Beneficiaries receiving capacity strengthening transfers	Children	Treatment of moderate acute malnutrition	Female	0	9,606
			Male	0	9,607
			<b>Total</b>	<b>0</b>	<b>19,213</b>
A.1: Beneficiaries receiving capacity strengthening transfers	Pregnant and lactating women	Treatment of moderate acute malnutrition	Female	0	13,884
			<b>Total</b>	<b>0</b>	<b>13,884</b>
A.1: Beneficiaries receiving cash-based transfers	All	Food assistance for asset	Female	16,120	2,600
			Male	14,880	2,400
			<b>Total</b>	<b>31,000</b>	<b>5,000</b>
A.1: Beneficiaries receiving cash-based transfers	All	General Distribution	Female	78,000	212,797
			Male	72,000	196,428
			<b>Total</b>	<b>150,000</b>	<b>409,225</b>
A.1: Beneficiaries receiving commodity vouchers transfers	All	Food assistance for asset	Female	7,280	9,111
			Male	6,720	8,412
			<b>Total</b>	<b>14,000</b>	<b>17,523</b>
A.1: Beneficiaries receiving commodity vouchers transfers	All	General Distribution	Female	0	31,884
			Male	0	29,431
			<b>Total</b>	<b>0</b>	<b>61,315</b>
A.1: Beneficiaries receiving food transfers	All	Food assistance for asset	Female	52,000	3,309
			Male	48,000	3,056
			<b>Total</b>	<b>100,000</b>	<b>6,365</b>
A.1: Beneficiaries receiving food transfers	All	General Distribution	Female	191,164	364,997
			Male	176,458	336,919
			<b>Total</b>	<b>367,622</b>	<b>701,916</b>
A.1: Beneficiaries receiving food transfers	Children	Prevention of acute malnutrition	Female	36,000	36,050
			Male	36,000	36,051
			<b>Total</b>	<b>72,000</b>	<b>72,101</b>
A.1: Beneficiaries receiving food transfers	Children	Treatment of moderate acute malnutrition	Female	1,600	9,606
			Male	1,600	9,607
			<b>Total</b>	<b>3,200</b>	<b>19,213</b>
A.1: Beneficiaries receiving food transfers	Pregnant and lactating women	Treatment of moderate acute malnutrition	Female	1,600	13,884
			<b>Total</b>	<b>1,600</b>	<b>13,884</b>
A.2: Food transfers			MT	43,188	27,336
A.3: Cash-based transfers			US\$	14,049,680	13,157,675
A.4: Commodity Vouchers transfers			US\$	315,233	1,981,581

### Output Results

Activity 01: Provide integrated food and nutrition assistance to conflict- and disaster-affected people



Output indicator	Detailed indicator	Unit of measure	Planned	Actual
A: Children younger than 5, pregnant and lactating women, and people living with HIV, or tuberculosis and special needs, benefit from life-saving prevention and management of acute malnutrition and micronutrient deficiencies				
Treatment of moderate acute malnutrition				
A.5: Quantity of non-food items distributed	A.5.12: Number of nutrition information products distributed	non-food item	3,000	3,000
A.5: Quantity of non-food items distributed	A.5.18: Quantity of inputs for nutrition activities distributed	non-food item	5,000	4,800
A.6: Number of institutional sites assisted	A.6.10: Number of health centres/sites assisted	health center	250	262
A: Crisis-affected populations participate in food assistance for assets and income generating activities to improve livelihoods, strengthen self-reliance and support early recovery				
Food assistance for asset				
A.1: Number of women, men, boys and girls receiving food/cash-based transfers/commodity vouchers/capacity strengthening transfers	A.1.20: Number of training sessions for beneficiaries carried out (livelihood-support/agriculture&farming;/IGA)	training session	26	26
A.1: Number of women, men, boys and girls receiving food/cash-based transfers/commodity vouchers/capacity strengthening transfers	A.1.21: Number of participants in beneficiary training sessions (livelihood-support/agriculture&farming;/IGA)	Individual	4,523	4,523
A.1: Number of women, men, boys and girls receiving food/cash-based transfers/commodity vouchers/capacity strengthening transfers	A.1.23: Number of institutions supported for the delivery of shock responsive and nutrition sensitive social protection programmes	institution	2	0
A.1: Number of women, men, boys and girls receiving food/cash-based transfers/commodity vouchers/capacity strengthening transfers	A.1.28: Number of project participants (male)	Individual	17,171	16,718
A.1: Number of women, men, boys and girls receiving food/cash-based transfers/commodity vouchers/capacity strengthening transfers	A.1.29: Number of project participants (female)	Individual	17,252	17,805
A.1: Number of women, men, boys and girls receiving food/cash-based transfers/commodity vouchers/capacity strengthening transfers	A.1.32: Number of people receiving NFIs	Number	4,523	4,523
A.5: Quantity of non-food items distributed	A.5.13: Quantity of agricultural inputs (seeds, fertilizer) distributed	non-food item	84	73
A.5: Quantity of non-food items distributed	A.5.14: Quantity of agricultural tools distributed	non-food item	4,523	4,523
B: Children younger than 5, pregnant and lactating women, and people living with HIV, or tuberculosis and special needs, benefit from life-saving prevention and management of acute malnutrition and micronutrient deficiencies				
Treatment of moderate acute malnutrition				
B.2: Quantity of specialized nutritious foods provided	B.2.1: Quantity of specialized nutritious foods provided	MT	144	527.51
D: Crisis-affected populations participate in food assistance for assets and income generating activities to improve livelihoods, strengthen self-reliance and support early recovery				
Food assistance for asset				
D.1: Number of assets built, restored or maintained by targeted households and communities, by type and unit of measure	D.1.109: Volume (m3) of debris/mud from flooded/disaster stricken settlements removed (roads, channels, schools, etc.)	m3	12,672	144

D.1: Number of assets built, restored or maintained by targeted households and communities, by type and unit of measure	D.1.10: Hectares (ha) of cultivated land treated with both physical soil and water conservation measures and biological stabilization or agro forestry techniques	Ha	7,800	1,600
D.1: Number of assets built, restored or maintained by targeted households and communities, by type and unit of measure	D.1.122: Number of boreholes for agriculture or livestock created	Number	3	1
D.1: Number of assets built, restored or maintained by targeted households and communities, by type and unit of measure	D.1.123: Number of community water ponds for irrigation/livestock use constructed (3000-8000 cbmt)	Number	3	1
D.1: Number of assets built, restored or maintained by targeted households and communities, by type and unit of measure	D.1.125: Number of community water ponds for irrigation/livestock use rehabilitated/maintained (3000-8000 cbmt)	Number	3	1
D.1: Number of assets built, restored or maintained by targeted households and communities, by type and unit of measure	D.1.127: Number of water tanks/tower constructed for irrigation/livestock/domestic use (0 - 5000cbmt)	Number	3	1
D.1: Number of assets built, restored or maintained by targeted households and communities, by type and unit of measure	D.1.129: Number of wells, shallow wells constructed for irrigation/livestock use (0-50 cbmt)	Number	3	0
D.1: Number of assets built, restored or maintained by targeted households and communities, by type and unit of measure	D.1.133: Number of community water ponds for domestic use constructed (3000-8000 cbmt)	Number	3	0
D.1: Number of assets built, restored or maintained by targeted households and communities, by type and unit of measure	D.1.139: Kilometres (km) of feeder roads maintained	Km	30	0
D.1: Number of assets built, restored or maintained by targeted households and communities, by type and unit of measure	D.1.13: Hectares (ha) of community woodlots/forest planted, maintained or protected	Ha	10	1
D.1: Number of assets built, restored or maintained by targeted households and communities, by type and unit of measure	D.1.154: Number of non-food items distributed (tools, milling machines, pumps, etc.)	Number	10	18,312
D.1: Number of assets built, restored or maintained by targeted households and communities, by type and unit of measure	D.1.159: Hectares (ha) of land brought under plantation	Ha	11,067	3,259.5
D.1: Number of assets built, restored or maintained by targeted households and communities, by type and unit of measure	D.1.161: Length (m) of drainage canals constructed / rehabilitated	meter	3	0
D.1: Number of assets built, restored or maintained by targeted households and communities, by type and unit of measure	D.1.163: Number of hand washing facilities created	Number	50	0
D.1: Number of assets built, restored or maintained by targeted households and communities, by type and unit of measure	D.1.17: Hectares (ha) of land cleared	Ha	11,067	4,124.5
D.1: Number of assets built, restored or maintained by targeted households and communities, by type and unit of measure	D.1.22: Hectares (ha) of gardens created	Ha	0	5
D.1: Number of assets built, restored or maintained by targeted households and communities, by type and unit of measure	D.1.33: Kilometres (km) of live fencing created	Km	2	1
D.1: Number of assets built, restored or maintained by targeted households and communities, by type and unit of measure	D.1.35: Kilometres (km) of live fencing maintained	Km	2	1
D.1: Number of assets built, restored or maintained by targeted households and communities, by type and unit of measure	D.1.41: Kilometres (km) of footpaths, tracks or trails rehabilitated	Km	5	0

D.1: Number of assets built, restored or maintained by targeted households and communities, by type and unit of measure	D.1.45: Number of assets built, restored or maintained by targeted communities	Number	26	1
D.1: Number of assets built, restored or maintained by targeted households and communities, by type and unit of measure	D.1.4: Hectares (ha) of agricultural land benefiting from new irrigation schemes (including irrigation canal construction, specific protection measures, embankments, etc)	Ha	5	5
D.1: Number of assets built, restored or maintained by targeted households and communities, by type and unit of measure	D.1.50: Number of social infrastructures and Income Generating infrastructures constructed (School Building, Facility Center, Community Building, Market Stalls, etc.)	Number	10	0
D.1: Number of assets built, restored or maintained by targeted households and communities, by type and unit of measure	D.1.52: Number of social infrastructures and Income Generating infrastructures rehabilitated (School Building, Facility Center, Community Building, Market Stalls, etc.)	Number	10	0
D.1: Number of assets built, restored or maintained by targeted households and communities, by type and unit of measure	D.1.55: Number of community gardens established	garden	20	1
D.1: Number of assets built, restored or maintained by targeted households and communities, by type and unit of measure	D.1.56: Number of community post-harvest structures built	Number	2	0
D.1: Number of assets built, restored or maintained by targeted households and communities, by type and unit of measure	D.1.58: Number of culverts and drainage systems built (between 4-6m in width)	Number	2	0
D.1: Number of assets built, restored or maintained by targeted households and communities, by type and unit of measure	D.1.5: Hectares (ha) of agricultural land benefiting from rehabilitated irrigation schemes (including irrigation canal repair, specific protection measures, embankments, etc)	Ha	5	5
D.1: Number of assets built, restored or maintained by targeted households and communities, by type and unit of measure	D.1.65: Number of family gardens established	garden	4,523	4,523
D.1: Number of assets built, restored or maintained by targeted households and communities, by type and unit of measure	D.1.85: Square metres (m2) of new nurseries established	m2	102	77
D.1: Number of assets built, restored or maintained by targeted households and communities, by type and unit of measure	D.1.92: Number of school gardens established	Number	54	0
D.1: Number of assets built, restored or maintained by targeted households and communities, by type and unit of measure	D.1.98: Number of tree seedlings produced/provided	Number	10,000	0
D.1: Number of assets built, restored or maintained by targeted households and communities, by type and unit of measure	D.1.9: Hectares (ha) of cultivated land treated and conserved with physical soil and water conservation measures only	Ha	6,700	6,700
D.3: Number of participants who completed vocational/livelihood skills training activities (FFT)	D.3.1: Number of participants who completed vocational/livelihood skills training activities (FFT)	Number	6,523	4,623

### Outcome Results

#### Activity 01: Provide integrated food and nutrition assistance to conflict- and disaster-affected people

Outcome Indicator	Sex	Baseline	End-CSP Target	2022 Target	2022 Follow-up	2021 Follow-up	2020 Follow-up	source
-------------------	-----	----------	----------------	-------------	----------------	----------------	----------------	--------

<b>Target Group:</b> Children (6-59 months) - <b>Location:</b> Mozambique - <b>Modality:</b> Capacity Strengthening, Food - <b>Subactivity:</b> Treatment of moderate acute malnutrition							
MAM Treatment Default rate	Female	6	≤15	≤15	5.3		WFP
	Male	6	≤15	≤15	5.3		programme monitoring
	Overall	6	≤15	≤15	5.3		WFP programme monitoring
MAM Treatment Mortality rate	Female	0.4	≤3	≤3	0.1		WFP
	Male	0.4	≤3	≤3	0.1		programme monitoring
	Overall	0.4	≤3	≤3	0.1		WFP programme monitoring
MAM Treatment Non-response rate	Female	0.1	≤3	≤3	0.2		WFP
	Male	0.1	≤3	≤3	0.2		programme monitoring
	Overall	0.1	≤3	≤3	0.2		WFP programme monitoring
MAM Treatment Recovery rate	Female	91.4	≥75	≥75	94		WFP
	Male	91.4	≥75	≥75	94		programme monitoring
	Overall	91.4	≥75	≥75	94		WFP programme monitoring
<b>Target Group:</b> Children under 5 - Prevention - <b>Location:</b> Mozambique - <b>Modality:</b> Food - <b>Subactivity:</b> Prevention of acute malnutrition							
Proportion of eligible population that participates in programme (coverage)	Female	0	>70	>70	100		WFP
	Male	0	>70	>70	100		programme monitoring
	Overall	0	>70	>70	100		WFP programme monitoring
Proportion of target population that participates in an adequate number of distributions (adherence)	Female	0	≥66	≥66	60		WFP
	Male	0	≥66	≥66	60		programme monitoring
	Overall	0	≥66	≥66	60		WFP programme monitoring
<b>Target Group:</b> Food Insecure Households - <b>Location:</b> Mozambique - <b>Modality:</b> Cash, Commodity Voucher, Food, Value Voucher - <b>Subactivity:</b> General Distribution							

Consumption-based Coping Strategy Index (Percentage of households with reduced CSI)	Female	7.8	≤5.12	≤7.8				WFP survey
	Male	5.1	≤3.35	≤5.1				WFP survey
	Overall	5.9	≤3.87	≤5.9				WFP survey
Food Consumption Score – Nutrition: Percentage of households that consumed Hem Iron rich food daily (in the last 7 days)	Female	0.66	≥0.95	≥0.66				WFP survey
	Male	2.7	≥3.46	≥2.7				WFP survey
	Overall	2.1	≥2.78	≥2.1				WFP survey
Food Consumption Score – Nutrition: Percentage of households that consumed Vit A rich food daily (in the last 7 days)	Female	15.8	≥16.98	≥15.8				WFP survey
	Male	21	≥21.82	≥21				WFP survey
	Overall	19.4	≥20.36	≥19.4				WFP survey
Food Consumption Score – Nutrition: Percentage of households that consumed Protein rich food daily (in the last 7 days)	Female	25	≥26.53	≥25				WFP survey
	Male	26.4	≥27.4	≥26.4				WFP survey
	Overall	26	≥27.16	≥26				WFP survey
Food Consumption Score – Nutrition: Percentage of households that never consumed Hem Iron rich food (in the last 7 days)	Female	56.6	≤37.14	≤56.6				WFP survey
	Male	45	≤29.52	≤45				WFP survey
	Overall	48.65	≤31.92	≤48.65				WFP survey
Food Consumption Score – Nutrition: Percentage of households that never consumed Protein rich food (in the last 7 days)	Female	15.1	≤9.91	≤15.1				WFP survey
	Male	9.9	≤6.5	≤9.9				WFP survey
	Overall	11.5	≤7.55	≤11.5				WFP survey
Food Consumption Score – Nutrition: Percentage of households that never consumed Vit A rich food (in the last 7 days)	Female	17.8	≤11.68	≤17.8				WFP survey
	Male	10.2	≤6.69	≤10.2				WFP survey
	Overall	12.6	≤8.27	≤12.6				WFP survey
Food Consumption Score – Nutrition: Percentage of households that sometimes consumed Hem Iron rich food (in the last 7 days)	Female	42.8	≥61.91	≥42.8				WFP survey
	Male	52.3	≥67.02	≥52.3				WFP survey
	Overall	49.3	≥65.3	≥49.3				WFP survey
Food Consumption Score – Nutrition: Percentage of households that sometimes consumed Protein rich food (in the last 7 days)	Female	59.9	≥63.56	≥59.9				WFP survey
	Male	63.7	≥66.11	≥63.7				WFP survey
	Overall	62.5	≥65.29	≥62.5				WFP survey
Food Consumption Score – Nutrition: Percentage of households that sometimes consumed Vit A rich food (in the last 7 days)	Female	66.4	≥71.34	≥66.4				WFP survey
	Male	68.8	≥71.49	≥68.8				WFP survey
	Overall	68	≥71.37	≥68				WFP survey
Food Consumption Score: Percentage of households with Acceptable Food Consumption Score	Female	43.4	≥62.86	≥43.4				WFP survey
	Male	44.7	≥63.72	≥44.7				WFP survey
	Overall	44.3	≥63.46	≥44.3				WFP survey
Food Consumption Score: Percentage of households with Borderline Food Consumption Score	Female	38.2	≤25.06	≤38.2				WFP survey
	Male	42.7	≤28.02	≤42.7				WFP survey
	Overall	41.3	≤27.1	≤41.3				WFP survey
Food Consumption Score: Percentage of households with Poor Food Consumption Score	Female	18.4	≤12.07	≤18.4				WFP survey
	Male	12.6	≤8.27	≤12.6				WFP survey
	Overall	14.4	≤9.45	≤14.4				WFP survey
Food Expenditure Share	Female	39	≤39	≤39				WFP survey
	Male	47	≤47	≤47				WFP survey
	Overall	45	≤45	≤45				WFP survey
Livelihood-based Coping Strategy Index (Percentage of households using coping strategies): Percentage of households not using livelihood based coping strategies	Female	50.3	≥55.91	≥50.3				WFP survey
	Male	57.4	≥63.3	≥57.4				WFP survey
	Overall	55.2	≥60.41	≥55.2				WFP survey

Livelihood-based Coping Strategy Index (Percentage of households using coping strategies): Percentage of households using crisis coping strategies	Female	12.6	≤8.27	≤12.6				WFP survey
	Male	9.4	≤6.17	≤9.4				WFP survey
	Overall	10.4	≤7.2	≤10.4				WFP survey
Livelihood-based Coping Strategy Index (Percentage of households using coping strategies): Percentage of households using emergency coping strategies	Female	11.9	≤7.81	≤11.9				WFP survey
	Male	13.6	≤8.92	≤13.6				WFP survey
	Overall	13.1	≤9.07	≤13.1				WFP survey
Livelihood-based Coping Strategy Index (Percentage of households using coping strategies): Percentage of households using stress coping strategies	Female	25.2	≥28.01	≥25.2				WFP survey
	Male	19.6	≥21.61	≥19.6				WFP survey
	Overall	21.3	≥23.31	≥21.3				WFP survey
<b>Target Group:</b> Food Insecure Households - <b>Location:</b> Mozambique - <b>Modality:</b> Cash, Food - <b>Subactivity:</b> Food assistance for asset								
Proportion of the population in targeted communities reporting benefits from an enhanced livelihood asset base	Overall	0	≥30	≥0				WFP survey

<b>Strategic Outcome 02: By 2030 all forms of malnutrition are reduced, primarily among children, women and girls, through enhanced gender equity and improved access to and availability and uptake of healthy diets and health services</b>							<b>Root Causes</b>	
<b>Output Results</b>								
<b>Activity 02: Support national and local actors in the delivery of nutrition-specific and -sensitive multisectoral interventions that address malnutrition</b>								
Detailed Indicator	Beneficiary Group	Sub Activity	Unit of measure	Planned	Actual			
A.1: Beneficiaries receiving capacity strengthening transfers	All	HIV/TB Mitigation & Safety; Nets	Female	0	2,729			
			Male	0	2,518			
			<b>Total</b>	<b>0</b>	<b>5,247</b>			
A.1: Beneficiaries receiving capacity strengthening transfers	All	Prevention of stunting	Female	0	4,276			
			<b>Total</b>	<b>0</b>	<b>4,276</b>			
A.1: Beneficiaries receiving commodity vouchers transfers	All	Prevention of acute malnutrition	Female	3,899	0			
			Male	3,601	0			
			<b>Total</b>	<b>7,500</b>	<b>0</b>			
A.4: Commodity Vouchers transfers			US\$	213,570	0			

Output Results				
Activity 02: Support national and local actors in the delivery of nutrition-specific and -sensitive multisectoral interventions that address malnutrition				
Output indicator	Detailed indicator	Unit of measure	Planned	Actual
A: Infants and young children, pregnant and lactating women, school-age children, adolescents and other vulnerable groups benefit from essential nutrition-specific and nutrition-sensitive interventions to improve their nutrition status				
Food assistance for asset				
A.1: Number of women, men, boys and girls receiving food/cash-based transfers/commodity vouchers/capacity strengthening transfers	A.1.28: Number of project participants (male)	Individual	1,500	1,500
A.1: Number of women, men, boys and girls receiving food/cash-based transfers/commodity vouchers/capacity strengthening transfers	A.1.29: Number of project participants (female)	Individual	1,500	1,500
A.1: Number of women, men, boys and girls receiving food/cash-based transfers/commodity vouchers/capacity strengthening transfers	A.1.32: Number of people receiving NFIs	Number	1,500	1,500
A.5: Quantity of non-food items distributed	A.5.14: Quantity of agricultural tools distributed	non-food item	4,500	4,500
A.5: Quantity of non-food items distributed	A.5.16: Quantity of fuel efficiency stoves distributed	non-food item	4,500	4,500
A.5: Quantity of non-food items distributed	A.5.18: Quantity of inputs for nutrition activities distributed	non-food item	208	208
A.5: Quantity of non-food items distributed	A.5.2: Number of bicycles distributed	non-food item	208	208
A.5: Quantity of non-food items distributed	A.5.35: Quantity of livestock distributed	Number	1,200	451
A.6: Number of institutional sites assisted	A.6.14: Number of latrines rehabilitated or constructed	latrine	1,500	1,073
Prevention of stunting				
A.10*: Total value (USD) of capacity strengthening transfers	A.10*.1: Total value (USD) of capacity strengthening transfers	US\$	30,000	0
A.5: Quantity of non-food items distributed	A.5.12: Number of nutrition information products distributed	non-food item	500	640
A.5: Quantity of non-food items distributed	A.5.19: Quantity of kitchen utensils distributed (plates, spoons, cooking pots etc.)	non-food item	700	1,976
A.5: Quantity of non-food items distributed	A.5.2: Number of bicycles distributed	non-food item	50	144
A: Women and adolescents are empowered through social and behaviour change communication on nutrition, optimal food access, gender equality and sexual reproductive health, training on financial literacy and vocational skills and livelihood opportunities				
HIV/TB Mitigation&Safety; Nets				
A.1: Number of women, men, boys and girls receiving food/cash-based transfers/commodity vouchers/capacity strengthening transfers	A.1.21: Number of participants in beneficiary training sessions (livelihood-support/agriculture&farming;/IGA)	Individual	90	80
A.1: Number of women, men, boys and girls receiving food/cash-based transfers/commodity vouchers/capacity strengthening transfers	A.1.28: Number of project participants (male)	Individual	3,244	2,052
A.1: Number of women, men, boys and girls receiving food/cash-based transfers/commodity vouchers/capacity strengthening transfers	A.1.29: Number of project participants (female)	Individual	3,406	3,195

A.6: Number of institutional sites assisted	A.6.10: Number of health centres/sites assisted	health center	3	3
C: Chronically vulnerable and shock-affected communities benefit from increased capacity of national and local governments and other stakeholders to design, implement and coordinate multisectoral programmes that prevent all forms of malnutrition				
Prevention of stunting				
C.4*: Number of people engaged in capacity strengthening initiatives facilitated by WFP to enhance national food security and nutrition stakeholder capacities (new)	C.4*.1: Number of government/national partner staff receiving technical assistance and training	Individual	183	146
C.5*: Number of capacity strengthening initiatives facilitated by WFP to enhance national food security and nutrition stakeholder capacities (new)	C.5*.2: Number of training sessions/workshop organized	training session	16	14
C: Vulnerable communities are protected from all forms of malnutrition through robust research and data analysis that is used for effective targeting and programme design and through strengthened government capacity to generate and use evidence				
Institutional capacity strengthening activities				
C.4*: Number of people engaged in capacity strengthening initiatives facilitated by WFP to enhance national food security and nutrition stakeholder capacities (new)	C.4*.1: Number of government/national partner staff receiving technical assistance and training	Individual	55	55
C.5*: Number of capacity strengthening initiatives facilitated by WFP to enhance national food security and nutrition stakeholder capacities (new)	C.5*.1: Number of technical assistance activities provided	unit	3	4
C.5*: Number of capacity strengthening initiatives facilitated by WFP to enhance national food security and nutrition stakeholder capacities (new)	C.5*.2: Number of training sessions/workshop organized	training session	14	6
C: Women and adolescents are empowered through social and behaviour change communication on nutrition, optimal food access, gender equality and sexual reproductive health, training on financial literacy and vocational skills and livelihood opportunities				
HIV/TB Mitigation&Safety; Nets				
C.6*: Number of tools or products developed or revised to enhance national food security and nutrition systems as a result of WFP capacity strengthening support (new)	C.6*.1: Number of tools or products developed	unit	2	1
Institutional capacity strengthening activities				
C.5*: Number of capacity strengthening initiatives facilitated by WFP to enhance national food security and nutrition stakeholder capacities (new)	C.5*.2: Number of training sessions/workshop organized	training session	3	3
Prevention of stunting				
C.4*: Number of people engaged in capacity strengthening initiatives facilitated by WFP to enhance national food security and nutrition stakeholder capacities (new)	C.4*.1: Number of government/national partner staff receiving technical assistance and training	Individual	110	0
E*: Infants and young children, pregnant and lactating women, school-age children, adolescents and other vulnerable groups benefit from essential nutrition-specific and nutrition-sensitive interventions to improve their nutrition status				
Individual capacity strengthening activities				
E*.4: Number of people reached through interpersonal SBCC approaches	E*.4.1: Number of people reached through interpersonal SBCC approaches (male)	Number	375	894
E*.4: Number of people reached through interpersonal SBCC approaches	E*.4.2: Number of people reached through interpersonal SBCC approaches (female)	Number	375	3,576



E*.5: Number of people reached through SBCC approaches using media	E*.5.2: Number of people reached through SBCC approaches using mid-sized media (i.e. community radio)	Individual	110,993	110,993
Prevention of stunting				
E*.4: Number of people reached through interpersonal SBCC approaches	E*.4.1: Number of people reached through interpersonal SBCC approaches (male)	Number	250	0
E*: Women and adolescents are empowered through social and behaviour change communication on nutrition, optimal food access, gender equality and sexual reproductive health, training on financial literacy and vocational skills and livelihood opportunities				
HIV/TB Mitigation&Safety; Nets				
E*.4: Number of people reached through interpersonal SBCC approaches	E*.4.1: Number of people reached through interpersonal SBCC approaches (male)	Number	2,675	2,052
E*.4: Number of people reached through interpersonal SBCC approaches	E*.4.2: Number of people reached through interpersonal SBCC approaches (female)	Number	2,928	3,195
Individual capacity strengthening activities				
E*.4: Number of people reached through interpersonal SBCC approaches	E*.4.1: Number of people reached through interpersonal SBCC approaches (male)	Number	1,500	1,500
E*.4: Number of people reached through interpersonal SBCC approaches	E*.4.2: Number of people reached through interpersonal SBCC approaches (female)	Number	1,500	1,500
E*.5: Number of people reached through SBCC approaches using media	E*.5.2: Number of people reached through SBCC approaches using mid-sized media (i.e. community radio)	Individual	25,000	25,000
E*.5: Number of people reached through SBCC approaches using media	E*.5.3: Number of people reached through SBCC approaches using traditional media (i.e. songs, theatre)	Individual	25,000	25,000
Prevention of stunting				
E*.4: Number of people reached through interpersonal SBCC approaches	E*.4.1: Number of people reached through interpersonal SBCC approaches (male)	Number	250	0
E*.4: Number of people reached through interpersonal SBCC approaches	E*.4.2: Number of people reached through interpersonal SBCC approaches (female)	Number	1,104	1,300

Outcome Results								
Activity 02: Support national and local actors in the delivery of nutrition-specific and -sensitive multisectoral interventions that address malnutrition								
Outcome Indicator	Sex	Baseline	End-CSP Target	2022 Target	2022 Follow-up	2021 Follow-up	2020 Follow-up	source
<b>Target Group:</b> Government institutions - <b>Location:</b> Mozambique - <b>Modality:</b> Capacity Strengthening - <b>Subactivity:</b> Institutional capacity strengthening activities								
Number of national food security and nutrition policies, programmes and system components enhanced as a result of WFP capacity strengthening (new)	Overall	6	≥6	≥6				WFP programme monitoring

Strategic Outcome 03: Vulnerable and shock-affected communities, households, women and young people in targeted areas have more equitable, resilient, sustainable and climate-smart livelihoods, through enhanced adaptive and productive capacities, that enable them to meet their food and nutrition needs, by 2030				Resilience Building	
Output Results					
Activity 03: Provide an integrated package of support to enhance the adaptive, productive, aggregation, marketing and decision making capacities of communities, particularly women and young smallholder farmers					
Detailed Indicator	Beneficiary Group	Sub Activity	Unit of measure	Planned	Actual
A.1: Beneficiaries receiving capacity strengthening transfers	All	Climate adaptation and risk management activities	Female	0	5,460
			Male	0	5,040
			<b>Total</b>	<b>0</b>	<b>10,500</b>
A.1: Beneficiaries receiving capacity strengthening transfers	All	Micro / Meso Insurance Climate Actions	Female	0	1,850
			Male	0	1,707
			<b>Total</b>	<b>0</b>	<b>3,557</b>
A.1: Beneficiaries receiving capacity strengthening transfers	All	Smallholder agricultural market support activities	Female	0	4,994
			Male	0	4,609
			<b>Total</b>	<b>0</b>	<b>9,603</b>
A.1: Beneficiaries receiving cash-based transfers	All	Micro / Meso Insurance Climate Actions	Female	52,000	0
			Male	48,000	0
			<b>Total</b>	<b>100,000</b>	<b>0</b>
A.1: Beneficiaries receiving commodity vouchers transfers	All	Climate adaptation and risk management activities	Female	13,000	3,523
			Male	12,000	3,252
			<b>Total</b>	<b>25,000</b>	<b>6,775</b>
A.1: Beneficiaries receiving commodity vouchers transfers	All	Smallholder agricultural market support activities	Female	78	0
			Male	72	0
			<b>Total</b>	<b>150</b>	<b>0</b>
A.3: Cash-based transfers			US\$	500,000	0
A.4: Commodity Vouchers transfers			US\$	1,200,749	109,012

Output Results				
Activity 03: Provide an integrated package of support to enhance the adaptive, productive, aggregation, marketing and decision making capacities of communities, particularly women and young smallholder farmers				
Output indicator	Detailed indicator	Unit of measure	Planned	Actual
A: Targeted farmer groups have access to goods and services - (e.g. extension services, agricultural inputs, weather information, financial services, market opportunities and micro-insurance) - for improved resilience and diversified sources of income				
Climate adaptation and risk management activities				
A.1: Number of women, men, boys and girls receiving food/cash-based transfers/commodity vouchers/capacity strengthening transfers	A.1.32: Number of people receiving NFIs	Number	10,500	10,500
A: Targeted households, especially vulnerable women and young smallholder farmers, benefit from climate adaptation interventions (asset-based eco-system rehabilitation and conservation agricultural training)				
Climate adaptation and risk management activities				
A.1: Number of women, men, boys and girls receiving food/cash-based transfers/commodity vouchers/capacity strengthening transfers	A.1.28: Number of project participants (male)	Individual	4,700	4,305
A.1: Number of women, men, boys and girls receiving food/cash-based transfers/commodity vouchers/capacity strengthening transfers	A.1.29: Number of project participants (female)	Individual	4,700	6,195
A.5: Quantity of non-food items distributed	A.5.36: Number of meteorological equipment delivered	unit	372	0
A: Targeted households, especially women and young smallholder farmers, receive technical and skills development support - (e.g.training in agricultural production, nutrition, adult/financial/digital literacy and business management) - for improved decision making capacity				
Climate adaptation and risk management activities				
A.1: Number of women, men, boys and girls receiving food/cash-based transfers/commodity vouchers/capacity strengthening transfers	A.1.20: Number of training sessions for beneficiaries carried out (livelihood-support/agriculture&farming;/IGA)	training session	102	102
A.1: Number of women, men, boys and girls receiving food/cash-based transfers/commodity vouchers/capacity strengthening transfers	A.1.21: Number of participants in beneficiary training sessions (livelihood-support/agriculture&farming;/IGA)	Individual	10,500	10,500
C: Targeted households, especially women and young smallholder farmers, receive technical and skills development support - (e.g.training in agricultural production, nutrition, adult/financial/digital literacy and business management) - for improved decision making capacity				
Climate adaptation and risk management activities				
C.6*: Number of tools or products developed or revised to enhance national food security and nutrition systems as a result of WFP capacity strengthening support (new)	C.6*.1: Number of tools or products developed	unit	3	5
Institutional capacity strengthening activities				
C.5*: Number of capacity strengthening initiatives facilitated by WFP to enhance national food security and nutrition stakeholder capacities (new)	C.5*.2: Number of training sessions/workshop organized	training session	1	1
C.6*: Number of tools or products developed or revised to enhance national food security and nutrition systems as a result of WFP capacity strengthening support (new)	C.6*.1: Number of tools or products developed	unit	34	34

D: Targeted households, especially vulnerable women and young smallholder farmers, benefit from climate adaptation interventions (assets-based eco-system rehabilitation, conservation agricultural trainings)

Food assistance for asset

D.1: Number of assets built, restored or maintained by targeted households and communities, by type and unit of measure	D.1.107: Volume (m3) of compost produced/prepared	m3	160	0
D.1: Number of assets built, restored or maintained by targeted households and communities, by type and unit of measure	D.1.141: Volume (m3) of water harvesting systems rehabilitated	m3	11	11
D.1: Number of assets built, restored or maintained by targeted households and communities, by type and unit of measure	D.1.157: Number of animal shelters constructed	animal shelter	300	300
D.1: Number of assets built, restored or maintained by targeted households and communities, by type and unit of measure	D.1.159: Hectares (ha) of land brought under plantation	Ha	3	0
D.1: Number of assets built, restored or maintained by targeted households and communities, by type and unit of measure	D.1.163: Number of hand washing facilities created	Number	1,500	856
D.1: Number of assets built, restored or maintained by targeted households and communities, by type and unit of measure	D.1.21: Hectares (ha) of staple food planted	Ha	3	0
D.1: Number of assets built, restored or maintained by targeted households and communities, by type and unit of measure	D.1.22: Hectares (ha) of gardens created	Ha	3	0
D.1: Number of assets built, restored or maintained by targeted households and communities, by type and unit of measure	D.1.45: Number of assets built, restored or maintained by targeted communities	Number	3,650	1,226
D.1: Number of assets built, restored or maintained by targeted households and communities, by type and unit of measure	D.1.55: Number of community gardens established	garden	120,000	98,033
D.1: Number of assets built, restored or maintained by targeted households and communities, by type and unit of measure	D.1.56: Number of community post-harvest structures built	Number	650	0
D.1: Number of assets built, restored or maintained by targeted households and communities, by type and unit of measure	D.1.73: Number of fuel efficient stoves distributed	Number	1,500	153
D.2*: Number of people provided with direct access to energy products or services	D.2*.10: Total number of people provided with direct access to energy products or services (Cooking)	Number	1,500	1,500

E\*: Targeted households, especially women and young smallholder farmers, receive technical and skills development support - (e.g.training in agricultural production, nutrition, adult/financial/digital literacy and business management) - for improved decision making capacity

Prevention of stunting

E*.4: Number of people reached through interpersonal SBCC approaches	E*.4.1: Number of people reached through interpersonal SBCC approaches (male)	Number	300	262
E*.4: Number of people reached through interpersonal SBCC approaches	E*.4.2: Number of people reached through interpersonal SBCC approaches (female)	Number	300	308
E*.5: Number of people reached through SBCC approaches using media	E*.5.2: Number of people reached through SBCC approaches using mid-sized media (i.e. community radio)	Individual	26,492	26,492

F: Targeted households, especially women and young smallholder farmers, receive technical and skills development support - (e.g.training in agricultural production, nutrition, adult/financial/digital literacy and business management) - for improved decision making capacity

Climate adaptation and risk management activities

F.1: Number of smallholder farmers supported/trained	F.1.42: Number of individuals trained in business skills	Individual	10,500	10,500
F.1: Number of smallholder farmers supported/trained	F.1.57: Number of Village Savings and Loans Associations (VSLA) linked to finance institutions	unit	420	0
F.1: Number of smallholder farmers supported/trained	F.1.8: Number of farmer groups practicing Village Savings and Loans Associations (VSLA)	farmer group	420	420
Food assistance for asset				
F.1: Number of smallholder farmers supported/trained	F.1.26: Number of farmers receiving hermetic storage equipment	Individual	1,500	1,500
F.1: Number of smallholder farmers supported/trained	F.1.2: Number of demonstration gardens established	garden	315,000	81,570
F.1: Number of smallholder farmers supported/trained	F.1.32: Number of farmers trained in marketing skills and post-harvest handling	Individual	1,500	1,500
F.1: Number of smallholder farmers supported/trained	F.1.35: Number of farmers who had access to improved agro-inputs	Individual	1,500	1,500
F.1: Number of smallholder farmers supported/trained	F.1.61: Number of training sessions/workshops organized	training session	13	12
F.1: Number of smallholder farmers supported/trained	F.1.62: Number of government counterparts trained	Individual	4	5
F.1: Number of smallholder farmers supported/trained	F.1.63: Number of Village facilitators trained	Individual	208	208
F.1: Number of smallholder farmers supported/trained	F.1.64: Number of modules/lessons rolled out in villages	Module	3	6
F.1: Number of smallholder farmers supported/trained	F.1.69: Number of planned targeted villages	village	49	49
Smallholder agricultural market support activities				
F.1: Number of smallholder farmers supported/trained	F.1.10: Number of farmer individuals supported through local purchases	Individual	3,285	2,774
F.1: Number of smallholder farmers supported/trained	F.1.22: Number of farmer organizations trained in market access and post-harvest handling skills	farmer organization	806	806
F.1: Number of smallholder farmers supported/trained	F.1.23: Number of farmers contributing to the quantity of food purchased by WFP	Individual	400	613
F.1: Number of smallholder farmers supported/trained	F.1.26: Number of farmers receiving hermetic storage equipment	Individual	3,122	474
F.1: Number of smallholder farmers supported/trained	F.1.27: Number of farmers that benefit from farmer organizations' sales to home-grown school meals programme and other structured markets	Individual	123	4,433
F.1: Number of smallholder farmers supported/trained	F.1.2: Number of demonstration gardens established	garden	420	420
F.1: Number of smallholder farmers supported/trained	F.1.33: Number of Farmers trained on basic nutrition practices and gender mainstreaming	Individual	2,125	1,681
F.1: Number of smallholder farmers supported/trained	F.1.41: Number of individual farmers trained in post-harvest handling practices	Individual	37,030	7,597
F.1: Number of smallholder farmers supported/trained	F.1.61: Number of training sessions/workshops organized	training session	654	266
F.1: Number of smallholder farmers supported/trained	F.1.62: Number of government counterparts trained	Individual	378	779

F.1: Number of smallholder farmers supported/trained	F.1.LRP.4: Volume of commodities (metric tons) sold by project beneficiaries	MT	152	4,071.42
G: Targeted farmer groups have access to goods and services - (e.g. extension services, agricultural inputs, weather information, financial services, market opportunities and micro-insurance) - for improved resilience and diversified sources of income				
Climate adaptation and risk management activities				
G.8*: Number of people provided with direct access to information on climate and weather risks	G.8*.4: Number of people provided with direct access to information on climate and weather risks through face-to-face communication channels	Number	7,000	8,500
Micro / Meso Insurance Climate Actions				
G.11: Number of people benefiting from insurance payouts of risk transfer mechanisms supported by WFP	G.11.2: Number of people benefiting from payouts of micro-insurance schemes - (Premium paid with Value Voucher for Services)	Individual	8,500	0
G.12: Total USD value disbursed as payouts of risk transfer mechanisms supported by WFP	G.12.2: Total USD value disbursed as payouts of micro-insurance schemes (Premium paid with Value Voucher for Services)	US\$	850,000	0
G.1: Number of people covered by an insurance product through risk transfer mechanisms supported by WFP	G.1.10: Total number of people covered by micro-insurance schemes (Premium paid with Value Voucher for Services)	Individual	8,500	0
G.2*: Total USD value of premiums paid under risk transfer mechanisms supported by WFP	G.2*.2: Total USD value of premiums paid under micro-insurance schemes (Premium paid with Value Voucher for Services)	US\$	50,580	0
G.3: Total sum insured through risk management interventions	G.3.3: Total sum insured through micro-insurance schemes (Premium paid with Value Voucher for Services)	US\$	850,000	0
G.4*: Number of participants of financial inclusion initiatives promoted by WFP	G.4*.1: Number of participants of financial inclusion initiatives promoted by WFP (Female)	Individual	5,250	6,195
G.4*: Number of participants of financial inclusion initiatives promoted by WFP	G.4*.2: Number of participants of financial inclusion initiatives promoted by WFP (Male)	Individual	5,250	4,305
G.6*: Amount of savings made by participants of financial inclusion initiatives promoted by WFP	G.6*.1: Amount of savings made by participants of financial inclusion initiatives promoted by WFP	US\$	210,000	78,662.5

### Outcome Results

#### Activity 03: Provide an integrated package of support to enhance the adaptive, productive, aggregation, marketing and decision making capacities of communities, particularly women and young smallholder farmers

Outcome Indicator	Sex	Baseline	End-CSP Target	2022 Target	2022 Follow-up	2021 Follow-up	2020 Follow-up	source
<b>Target Group:</b> Food Insecure Households - <b>Location:</b> Mozambique - <b>Modality:</b> Capacity Strengthening, Cash - <b>Subactivity:</b> Climate adaptation and risk management activities								
Proportion of the population in targeted communities reporting benefits from an enhanced livelihood asset base	Overall	0	≥55	≥16	25			WFP survey
<b>Target Group:</b> Smallholder farmers - <b>Location:</b> Mozambique - <b>Modality:</b> Capacity Strengthening - <b>Subactivity:</b> Smallholder agricultural market support activities								
Food Consumption Score: Percentage of households with Acceptable Food Consumption Score	Female	78	≥95	≥90	95			WFP survey
	Male	87	≥95	≥90	99			WFP survey
	Overall	83	≥95	≥90	99			WFP survey
Food Consumption Score: Percentage of households with Borderline Food Consumption Score	Female	20	<5	<10	5			WFP survey
	Male	13	<5	<10	1			WFP survey
	Overall	17	<5	<10	2			WFP survey

Food Consumption Score: Percentage of households with Poor Food Consumption Score	Female	1	<0	<0	0		WFP survey
	Male	0	<0	<0	0		WFP survey
	Overall	1	<0	<0	0		WFP survey
Livelihood-based Coping Strategy Index (Percentage of households using coping strategies): Percentage of households not using livelihood based coping strategies	Female	42	≥80	≥60	76		WFP survey
	Male	40	≥80	≥60	87		WFP survey
	Overall	41	≥80	≥60	84		WFP survey
Livelihood-based Coping Strategy Index (Percentage of households using coping strategies): Percentage of households using crisis coping strategies	Female	27	<5	<20	14		WFP survey
	Male	25	<5	<20	4		WFP survey
	Overall	26	<5	<20	6		WFP survey
Livelihood-based Coping Strategy Index (Percentage of households using coping strategies): Percentage of households using emergency coping strategies	Female	18	<0	<10	8		WFP survey
	Male	18	<0	<10	7		WFP survey
	Overall	18	<0	<10	8		WFP survey
Livelihood-based Coping Strategy Index (Percentage of households using coping strategies): Percentage of households using stress coping strategies	Female	13	<15	<10	3		WFP survey
	Male	17	<15	<10	2		WFP survey
	Overall	15	<15	<10	2		WFP survey
Number of national food security and nutrition policies, programmes and system components enhanced as a result of WFP capacity strengthening (new)	Overall	5	>5	=5	5		WFP programme monitoring
Percentage of targeted smallholders selling through WFP-supported farmer aggregation systems	Female	4	≥60.5	≥4	81		Secondary data
	Male	7	≥89.1	≥7	55		Secondary data
	Overall	5	≥72.6	≥5	66		Secondary data
Value and volume of smallholder sales through WFP-supported aggregation systems: Value (USD)	Overall	49,492.96	>1,897,600.13	>49,591.95	1,725,091.03		Secondary data
Value and volume of smallholder sales through WFP-supported aggregation systems: Volume (MT)	Overall	108	>4,478	>108.22	4,701		Secondary data
<b>Target Group:</b> Smallholder farmers - <b>Location:</b> Mozambique - <b>Modality:</b> Capacity Strengthening, Cash - <b>Subactivity:</b> Climate adaptation and risk management activities							
Livelihood-based Coping Strategy Index (Percentage of households using coping strategies): Percentage of households not using livelihood based coping strategies	Female	40	≥60	≥58	53		WFP survey
	Male	39	≥60	≥58	52		WFP survey
	Overall	39	≥60	≥56	51		WFP survey
Livelihood-based Coping Strategy Index (Percentage of households using coping strategies): Percentage of households using crisis coping strategies	Female	27	<15	≤16	21		WFP survey
	Male	22	<15	≤15	17		WFP survey
	Overall	23	<15	≤16	18		WFP survey
Livelihood-based Coping Strategy Index (Percentage of households using coping strategies): Percentage of households using emergency coping strategies	Female	20	<16	<17	15		WFP survey
	Male	26	<15	<12	18		WFP survey
	Overall	24	<16	<17	18		WFP survey
Livelihood-based Coping Strategy Index (Percentage of households using coping strategies): Percentage of households using stress coping strategies	Female	14	<10	<18	12		WFP survey
	Male	14	<10	<15	14		WFP survey
	Overall	14	<10	<12	14		WFP survey

Proportion of targeted communities where there is evidence of improved capacity to manage climate shocks and risks	Overall	0	≥80	≥60	56.5		WFP survey
<b>Target Group:</b> Smallholder farmers - <b>Location:</b> Mozambique - <b>Modality:</b> Capacity Strengthening, Cash, Commodity Voucher - <b>Subactivity:</b> Climate adaptation and risk management activities							
Food Consumption Score: Percentage of households with Acceptable Food Consumption Score	Female	37	≥47	≥46	40		WFP survey
	Male	50	≥64	≥50	47		WFP survey
	Overall	46	≥55	≥48	46		WFP survey
Food Consumption Score: Percentage of households with Borderline Food Consumption Score	Female	53	≥46	≥43	49		WFP survey
	Male	45	≥36	≥47	40		WFP survey
	Overall	47	≥37	≥44	41		WFP survey
Food Consumption Score: Percentage of households with Poor Food Consumption Score	Female	11	≤7	≤11	12		WFP survey
	Male	6	≤0	≤3	13		WFP survey
	Overall	8	≤8	≤8	13		WFP survey

<b>Strategic Outcome 04: By 2030 national and subnational actors have strengthened capacity and systems to protect and improve the human capital of at-risk and shock-affected populations</b>					<b>Resilience Building</b>	
<b>Output Results</b>						
<b>Activity 04: Support national and government actors in preparing for, responding to and recovering from natural and man-made disasters</b>						
Detailed Indicator	Beneficiary Group	Sub Activity	Unit of measure	Planned	Actual	
A.1: Beneficiaries receiving capacity strengthening transfers	All	General Distribution	Female	0	14,314	
			Male	0	13,213	
			<b>Total</b>	<b>0</b>	<b>27,527</b>	
A.1: Beneficiaries receiving capacity strengthening transfers	All	Prevention of stunting	Female	0	2,480	
			Male	0	2,290	
			<b>Total</b>	<b>0</b>	<b>4,770</b>	
A.1: Beneficiaries receiving cash-based transfers	All	General Distribution	Female	130,000	66,480	
			Male	120,000	61,370	
			<b>Total</b>	<b>250,000</b>	<b>127,850</b>	
A.3: Cash-based transfers			US\$	6,774,960	3,159,912	
<b>Activity 05: Support the Government in the development and operation of nationally owned home-grown school feeding programmes for chronically vulnerable or shock-affected primary school children</b>						
Detailed Indicator	Beneficiary Group	Sub Activity	Unit of measure	Planned	Actual	
A.1: Beneficiaries receiving capacity strengthening transfers	Activity supporters	School feeding (on-site)	Female	0	822	
			Male	0	821	
			<b>Total</b>	<b>0</b>	<b>1,643</b>	
A.1: Beneficiaries receiving commodity vouchers transfers	Activity supporters	School feeding (on-site)	Female	3,384	3,751	
			Male	3,383	3,750	
			<b>Total</b>	<b>6,767</b>	<b>7,501</b>	
A.1: Beneficiaries receiving commodity vouchers transfers	Activity supporters	School feeding (take-home rations)	Female	0	163	
			Male	0	162	
			<b>Total</b>	<b>0</b>	<b>325</b>	
A.1: Beneficiaries receiving commodity vouchers transfers	Students (primary schools)	School feeding (on-site)	Female	138,290	120,376	
			Male	155,945	135,743	
			<b>Total</b>	<b>294,235</b>	<b>256,119</b>	
A.1: Beneficiaries receiving commodity vouchers transfers	Students (primary schools)	School feeding (take-home rations)	Female	0	10,818	
			Male	0	12,198	
			<b>Total</b>	<b>0</b>	<b>23,016</b>	
A.4: Commodity Vouchers transfers			US\$	6,984,064	2,347,659	



Output Results				
Activity 04: Support national and government actors in preparing for, responding to and recovering from natural and man-made disasters				
Output indicator	Detailed indicator	Unit of measure	Planned	Actual
A: Targeted vulnerable and shock-affected populations receive social assistance transfers through national social protection programmes implemented jointly by the Government and WFP, which enable them to meet their essential food and nutrition needs and increase their resilience				
Food assistance for asset				
A.1: Number of women, men, boys and girls receiving food/cash-based transfers/commodity vouchers/capacity strengthening transfers	A.1.23: Number of institutions supported for the delivery of shock responsive and nutrition sensitive social protection programmes	institution	1	1
General Distribution				
A.1: Number of women, men, boys and girls receiving food/cash-based transfers/commodity vouchers/capacity strengthening transfers	A.1.22: Number of beneficiaries reached as a result of WFP's contribution to the social protection system	Individual	186,615	127,850
A.1: Number of women, men, boys and girls receiving food/cash-based transfers/commodity vouchers/capacity strengthening transfers	A.1.23: Number of institutions supported for the delivery of shock responsive and nutrition sensitive social protection programmes	institution	3	2
A.1: Number of women, men, boys and girls receiving food/cash-based transfers/commodity vouchers/capacity strengthening transfers	A.1.28: Number of project participants (male)	Individual	11,197	7,671
A.1: Number of women, men, boys and girls receiving food/cash-based transfers/commodity vouchers/capacity strengthening transfers	A.1.29: Number of project participants (female)	Individual	26,126	17,899
A.5: Quantity of non-food items distributed	A.5.6: Number of IEC materials distributed	non-food item	111,969	76,710
C: Affected populations benefit from the Government's strengthened disaster risk management capacity and systems for increasing resilience to shocks				
Emergency preparedness activities				
C.4*: Number of people engaged in capacity strengthening initiatives facilitated by WFP to enhance national food security and nutrition stakeholder capacities (new)	C.4*.1: Number of government/national partner staff receiving technical assistance and training	Individual	100	91
C.5*: Number of capacity strengthening initiatives facilitated by WFP to enhance national food security and nutrition stakeholder capacities (new)	C.5*.1: Number of technical assistance activities provided	unit	3	3
C.5*: Number of capacity strengthening initiatives facilitated by WFP to enhance national food security and nutrition stakeholder capacities (new)	C.5*.2: Number of training sessions/workshop organized	training session	8	7
C.6*: Number of tools or products developed or revised to enhance national food security and nutrition systems as a result of WFP capacity strengthening support (new)	C.6*.1: Number of tools or products developed	unit	3	2
Forecast-based Anticipatory Climate Actions				
C.4*: Number of people engaged in capacity strengthening initiatives facilitated by WFP to enhance national food security and nutrition stakeholder capacities (new)	C.4*.1: Number of government/national partner staff receiving technical assistance and training	Individual	25	43

C.5*: Number of capacity strengthening initiatives facilitated by WFP to enhance national food security and nutrition stakeholder capacities (new)	C.5*.1: Number of technical assistance activities provided	unit	4	24
C.6*: Number of tools or products developed or revised to enhance national food security and nutrition systems as a result of WFP capacity strengthening support (new)	C.6*.1: Number of tools or products developed	unit	4	17
C: At-risk populations benefit from strengthened government social protection capacity and systems that are sensitive to shocks, which enable them to meet their essential needs and manage risks				
Institutional capacity strengthening activities				
C.4*: Number of people engaged in capacity strengthening initiatives facilitated by WFP to enhance national food security and nutrition stakeholder capacities (new)	C.4*.1: Number of government/national partner staff receiving technical assistance and training	Individual	120	151
C.5*: Number of capacity strengthening initiatives facilitated by WFP to enhance national food security and nutrition stakeholder capacities (new)	C.5*.1: Number of technical assistance activities provided	unit	9	9
C.6*: Number of tools or products developed or revised to enhance national food security and nutrition systems as a result of WFP capacity strengthening support (new)	C.6*.1: Number of tools or products developed	unit	1	0
C: Targeted vulnerable and shock-affected populations receive social assistance transfers through national social protection programmes implemented jointly by the Government and WFP, which enable them to meet their essential food and nutrition needs and increase their resilience				
Institutional capacity strengthening activities				
C.5*: Number of capacity strengthening initiatives facilitated by WFP to enhance national food security and nutrition stakeholder capacities (new)	C.5*.2: Number of training sessions/workshop organized	training session	3	10
C.6*: Number of tools or products developed or revised to enhance national food security and nutrition systems as a result of WFP capacity strengthening support (new)	C.6*.1: Number of tools or products developed	unit	1,150	1,138
G: Affected populations benefit from the Government's strengthened disaster risk management capacity and systems for increasing resilience to shocks				
Forecast-based Anticipatory Climate Actions				
G.7: Percentage of tools developed or reviewed to strengthen national capacities for Forecast-based Anticipatory Action	G.7.1: Percentage of tools developed or reviewed to strengthen national capacities for Forecast-based Anticipatory Action	%	200	100
G.7: Percentage of tools developed or reviewed to strengthen national capacities for Forecast-based Anticipatory Action	G.7.2: Number of Anticipatory Action SOPs developed or reviewed through WFP's support	tool	8	9
Macro-Insurance Climate Actions				
G.11: Number of people benefiting from insurance payouts of risk transfer mechanisms supported by WFP	G.11.1: Number of people benefiting from payouts of ARC replica or any other macro-insurance schemes	Individual	35,000	0
G.12: Total USD value disbursed as payouts of risk transfer mechanisms supported by WFP	G.12.1: Total USD value disbursed as payouts of ARC replica or any other macro-insurance schemes	US\$	3,154,934	0

G.1: Number of people covered by an insurance product through risk transfer mechanisms supported by WFP	G.1.9: Total number of people covered by ARC replica or any other macro-insurance schemes	Individual	50,000	0
G.2*: Total USD value of premiums paid under risk transfer mechanisms supported by WFP	G.2*.1: Total USD value of premiums paid under ARC replica or any other macro-insurance schemes	US\$	300,000	0
G.3: Total sum insured through risk management interventions	G.3.2: Total sum insured through ARC replica or any other macro-insurance schemes	US\$	562,799	0
G.7: Percentage of tools developed or reviewed to strengthen national capacities for Forecast-based Anticipatory Action	G.7.1: Percentage of tools developed or reviewed to strengthen national capacities for Forecast-based Anticipatory Action	%	100	100
G.7: Percentage of tools developed or reviewed to strengthen national capacities for Forecast-based Anticipatory Action	G.7.2: Number of Anticipatory Action SOPs developed or reviewed through WFP's support	tool	6	7
G.9: Number of people covered and assisted through Forecast-based Anticipatory Actions against climate shocks	G.9.1: Number of people covered and assisted through Forecast-based Anticipatory Actions against climate shocks (male)	Individual	109,440	0
G.9: Number of people covered and assisted through Forecast-based Anticipatory Actions against climate shocks	G.9.2: Number of people covered and assisted through Forecast-based Anticipatory Actions against climate shocks (female)	Individual	118,560	0
J: Affected populations benefit from the Government's strengthened disaster risk management capacity and systems for increasing resilience to shocks				
Emergency preparedness activities				
J.1*: Number of tools or products developed or revised to enhance national food security and nutrition systems as a result of WFP capacity strengthening support	J.1*.1: Number of tools or products developed or revised to enhance national food security and nutrition systems as a result of WFP capacity strengthening support	Number	1	1
M: Affected populations benefit from the Government's strengthened disaster risk management capacity and systems for increasing resilience to shocks				
Emergency preparedness activities				
M.1: Number of national coordination mechanisms supported	M.1.1: Number of national coordination mechanisms supported	unit	4	4
<b>Activity 05: Support the Government in the development and operation of nationally owned home-grown school feeding programmes for chronically vulnerable or shock-affected primary school children</b>				
Output indicator	Detailed indicator	Unit of measure	Planned	Actual
A: Chronically vulnerable and shock-affected schoolchildren targeted by WFP receive nutritious meals to help meet their basic food and nutrition needs and increase school enrolment and retention				
School feeding (on-site)				
A.1: Number of women, men, boys and girls receiving food/cash-based transfers/commodity vouchers/capacity strengthening transfers	A.1.16: Number of participants in beneficiary training sessions (health and nutrition)	Individual	2,060	3,306
A.1: Number of women, men, boys and girls receiving food/cash-based transfers/commodity vouchers/capacity strengthening transfers	A.1.21: Number of participants in beneficiary training sessions (livelihood-support/agriculture&farming;/IGA)	Individual	1,111	77
A.5: Quantity of non-food items distributed	A.5.12: Number of nutrition information products distributed	non-food item	865	125
A.5: Quantity of non-food items distributed	A.5.13: Quantity of agricultural inputs (seeds, fertilizer) distributed	non-food item	660	3,939

A.5: Quantity of non-food items distributed	A.5.18: Quantity of inputs for nutrition activities distributed	non-food item	5	4
A.5: Quantity of non-food items distributed	A.5.19: Quantity of kitchen utensils distributed (plates, spoons, cooking pots etc.)	non-food item	32	26
A.5: Quantity of non-food items distributed	A.5.23: Quantity of weighing scales distributed	non-food item	10	10
A.5: Quantity of non-food items distributed	A.5.40: Number of water tanks delivered	Number	10	10
A.5: Quantity of non-food items distributed	A.5.44: Number of hygiene kits distributed	Number	95,985	1,950
A.6: Number of institutional sites assisted	A.6.11: Number of institutional sites assisted	site	141	149
A.6: Number of institutional sites assisted	A.6.24: Number of schools supported through home-grown school feeding model	school	145	130
A.6: Number of institutional sites assisted	A.6.2: Number of WFP-assisted schools with gender-targeted programmes or initiatives	school	73	99
A.6: Number of institutional sites assisted	A.6.32: Number of WFP-assisted schools that have school gardens for learning or complementary food input	school	44	44
A.6: Number of institutional sites assisted	A.6.33: Number of WFP-assisted schools that promote health, nutrition and hygiene education	school	141	130
A.6: Number of institutional sites assisted	A.6.MGD2.2.1: Number of individuals (female) trained in safe food preparation and storage	Individual	703	714
A.6: Number of institutional sites assisted	A.6.MGD2.2: Number of individuals (male) trained in safe food preparation and storage	Individual	281	268
A: School children targeted by the national home-grown school feeding programme benefit from improved design, finance, policy framework and implementation capacity of the Government, enhancing its ability to meet their basic food and nutrition needs and increase school enrolment and retention while contributing to more resilient national and local food systems				
School feeding (on-site)				
A.5: Quantity of non-food items distributed	A.5.12: Number of nutrition information products distributed	non-food item	865	191
A.5: Quantity of non-food items distributed	A.5.13: Quantity of agricultural inputs (seeds, fertilizer) distributed	non-food item	1,296	1,296
A.5: Quantity of non-food items distributed	A.5.19: Quantity of kitchen utensils distributed (plates, spoons, cooking pots etc.)	non-food item	69,563	16,236
A.5: Quantity of non-food items distributed	A.5.23: Quantity of weighing scales distributed	non-food item	180	180
A.5: Quantity of non-food items distributed	A.5.24: Value of non-food items distributed	US\$	514,644	514,644.73
A.5: Quantity of non-food items distributed	A.5.44: Number of hygiene kits distributed	Number	200,000	0
A.6: Number of institutional sites assisted	A.6.11: Number of institutional sites assisted	site	299	340
A.6: Number of institutional sites assisted	A.6.24: Number of schools supported through home-grown school feeding model	school	299	340
A.6: Number of institutional sites assisted	A.6.32: Number of WFP-assisted schools that have school gardens for learning or complementary food input	school	104	121
A.6: Number of institutional sites assisted	A.6.33: Number of WFP-assisted schools that promote health, nutrition and hygiene education	school	299	0
A.6: Number of institutional sites assisted	A.6.MGD2.2.1: Number of individuals (female) trained in safe food preparation and storage	Individual	1,493	0

A.6: Number of institutional sites assisted	A.6.MGD2.2: Number of individuals (male) trained in safe food preparation and storage	Individual	597	0
C: Chronically vulnerable and shock-affected schoolchildren targeted by WFP receive nutritious meals to help meet their basic food and nutrition needs and increase school enrolment and retention				
School feeding (on-site)				
C.4*: Number of people engaged in capacity strengthening initiatives facilitated by WFP to enhance national food security and nutrition stakeholder capacities (new)	C.4*.1: Number of government/national partner staff receiving technical assistance and training	Individual	422	122
C.5*: Number of capacity strengthening initiatives facilitated by WFP to enhance national food security and nutrition stakeholder capacities (new)	C.5*.2: Number of training sessions/workshop organized	training session	145	5
C.6*: Number of tools or products developed or revised to enhance national food security and nutrition systems as a result of WFP capacity strengthening support (new)	C.6*.1: Number of tools or products developed	unit	2	2
C: School children targeted by the national home-grown school feeding programme benefit from improved design, finance, policy framework and implementation capacity of the Government, enhancing its ability to meet their basic food and nutrition needs and increase school enrolment and retention while contributing to more resilient national and local food systems				
School feeding (on-site)				
C.4*: Number of people engaged in capacity strengthening initiatives facilitated by WFP to enhance national food security and nutrition stakeholder capacities (new)	C.4*.1: Number of government/national partner staff receiving technical assistance and training	Individual	896	457
C.5*: Number of capacity strengthening initiatives facilitated by WFP to enhance national food security and nutrition stakeholder capacities (new)	C.5*.2: Number of training sessions/workshop organized	training session	301	1,320
C.6*: Number of tools or products developed or revised to enhance national food security and nutrition systems as a result of WFP capacity strengthening support (new)	C.6*.1: Number of tools or products developed	unit	2	2
C: Targeted schoolchildren benefit from, education in nutrition and healthy diet, gender-transformative interventions and adequate water, sanitation and hygiene and school-level infrastructure that improve their nutrition status and positively change behaviours leading to equitable access to education				
Institutional capacity strengthening activities				
C.5*: Number of capacity strengthening initiatives facilitated by WFP to enhance national food security and nutrition stakeholder capacities (new)	C.5*.2: Number of training sessions/workshop organized	training session	2	2
C.6*: Number of tools or products developed or revised to enhance national food security and nutrition systems as a result of WFP capacity strengthening support (new)	C.6*.1: Number of tools or products developed	unit	652	652
E*: Targeted schoolchildren benefit from, education in nutrition and healthy diet, gender-transformative interventions and adequate water, sanitation and hygiene and school-level infrastructure that improve their nutrition status and positively change behaviours leading to equitable access to education				
Prevention of stunting				
E*.4: Number of people reached through interpersonal SBCC approaches	E*.4.1: Number of people reached through interpersonal SBCC approaches (male)	Number	400	421

E*.4: Number of people reached through interpersonal SBCC approaches	E*.4.2: Number of people reached through interpersonal SBCC approaches (female)	Number	400	1,681
E*.5: Number of people reached through SBCC approaches using media	E*.5.2: Number of people reached through SBCC approaches using mid-sized media (i.e. community radio)	Individual	25,335	25,335
E*.5: Number of people reached through SBCC approaches using media	E*.5.3: Number of people reached through SBCC approaches using traditional media (i.e. songs, theatre)	Individual	800	832
N*: Chronically vulnerable and shock-affected schoolchildren targeted by WFP receive nutritious meals to help meet their basic food and nutrition needs and increase school enrolment and retention				
School feeding (on-site)				
N*.1: Feeding days as percentage of total school days	N*.1.1: Feeding days as percentage of total school days	%	100	86
N*.6: Number of children covered by Home-Grown School Feeding (HGSF)	N*.6.1: Number of children covered by Home-Grown School Feeding (HGSF)	Number	94,235	262,762
N*: School children targeted by the national home-grown school feeding programme benefit from improved design, finance, policy framework and implementation capacity of the Government, enhancing its ability to meet their basic food and nutrition needs and increase school enrolment and retention while contributing to more resilient national and local food systems				
School feeding (on-site)				
N*.2: Average number of school days per month on which multi-fortified or at least 4 food groups were provided (nutrition-sensitive indicator)	N*.2.1: Average number of school days per month on which multi-fortified or at least 4 food groups were provided (nutrition-sensitive indicator)	Days	16	8
N*: Targeted schoolchildren benefit from, education in nutrition and healthy diet, gender-transformative interventions and adequate water, sanitation and hygiene and school-level infrastructure that improve their nutrition status and positively change behaviours leading to equitable access to education				
School feeding (on-site)				
N*.1: Feeding days as percentage of total school days	N*.1.1: Feeding days as percentage of total school days	%	100	28

### Outcome Results

#### Activity 04: Support national and government actors in preparing for, responding to and recovering from natural and man-made disasters

Outcome Indicator	Sex	Baseline	End-CSP Target	2022 Target	2022 Follow-up	2021 Follow-up	2020 Follow-up	source
<b>Target Group:</b> Government - <b>Location:</b> Mozambique - <b>Modality:</b> Capacity Strengthening - <b>Subactivity:</b> Institutional capacity strengthening activities								
Number of national food security and nutrition policies, programmes and system components enhanced as a result of WFP capacity strengthening (new)	Overall	7	=7	=7	7			WFP programme monitoring

#### Activity 05: Support the Government in the development and operation of nationally owned home-grown school feeding programmes for chronically vulnerable or shock-affected primary school children

Outcome Indicator	Sex	Baseline	End-CSP Target	2022 Target	2022 Follow-up	2021 Follow-up	2020 Follow-up	source
<b>Target Group:</b> School-aged children (primary education) - <b>Location:</b> Mozambique - <b>Modality:</b> Commodity Voucher - <b>Subactivity:</b> School feeding (on-site)								
Attendance rate (new)	Female	87	≥93	≥87				WFP survey
	Male	86	≥92	≥86				WFP survey
	Overall	87	≥93	≥87				WFP survey

Retention rate / Drop-out rate (new): Drop-out rate	Female	6	≤5	≤6				Secondary data
	Male	7	≤5	≤7				Secondary data
	Overall	7	≤5	≤6				Secondary data
Retention rate / Drop-out rate (new): Retention rate	Female	94	≥95	≥94				Secondary data
	Male	93	≥95	≥93				Secondary data
	Overall	94	≥95	≥94				Secondary data
<b>Target Group:</b> School-aged children (primary education) - <b>Location:</b> Mozambique - <b>Modality:</b> Commodity Voucher - <b>Subactivity:</b> School feeding (take-home rations)								
Attendance rate (new)	Female	90	≥91.5	≥90				WFP survey
	Male	89	≥90.5	≥89				WFP survey
	Overall	89	≥90.5	≥89				WFP survey

Strategic Outcome 05: Humanitarian and development actors benefit from a range of available services to help them implement their programmes and support their beneficiaries in an efficient, effective and reliable way throughout the year							- Crisis Response	
Output Results								
Activity 08: Provide on-demand services to the Government and humanitarian and development partners								
Output indicator		Detailed indicator			Unit of measure	Planned	Actual	
H: Targeted populations benefit from efficient and effective on-demand WFP service provision for humanitarian and development actors by receiving accountable and timely assistance								
Service Delivery General								
H.4: Total volume of cargo transported		H.4.21: Volume (m3) of cargo transported			m3	300	530.91	
H.4: Total volume of cargo transported		H.4.25: Volume of cargo handled through storage services			m3	6,000	9,326.26	
H.5: Percentage of cargo capacity offered against total capacity requested		H.5.1: Percentage of cargo capacity offered against total capacity requested			%	95	99	

Outcome Results								
Activity 08: Provide on-demand services to the Government and humanitarian and development partners								
Outcome Indicator	Sex	Baseline	End-CSP Target	2022 Target	2022 Follow-up	2021 Follow-up	2020 Follow-up	source
<b>Target Group:</b> Humanitarian and development actors - <b>Location:</b> Mozambique - <b>Modality:</b> - <b>Subactivity:</b> Service Delivery General								
User satisfaction rate	Overall	95	≥95	≥95	95			WFP programme monitoring

<b>Strategic Outcome 06: National and sub-national institutions and partners are able to implement their programmes and provide required support to affected populations in an efficient, effective and reliable way, during times of crisis</b>				<b>- Crisis Response</b>		
<b>Output Results</b>						
<b>Activity 09: Provide appropriate coordination, planning and information sharing with all humanitarian partners through the establishment of suitable coordination mechanisms for the food security sector</b>						
Output indicator		Detailed indicator		Unit of measure	Planned	Actual
C: Crisis-affected populations benefit from coordinated, coherent and timely food and nutrition assistance adequately integrated and complemented by other sectors to improve the assistance and optimization of resources						
Food Security Cluster						
C.4*: Number of people engaged in capacity strengthening initiatives facilitated by WFP to enhance national food security and nutrition stakeholder capacities (new)		C.4*.1: Number of government/national partner staff receiving technical assistance and training		Individual	30	141
C.5*: Number of capacity strengthening initiatives facilitated by WFP to enhance national food security and nutrition stakeholder capacities (new)		C.5*.2: Number of training sessions/workshop organized		training session	2	4
C.6*: Number of tools or products developed or revised to enhance national food security and nutrition systems as a result of WFP capacity strengthening support (new)		C.6*.1: Number of tools or products developed		unit	6	14
H: Crisis-affected populations benefit from coordinated, coherent and timely food and nutrition assistance adequately integrated and complemented by other sectors to improve the assistance and optimization of resources						
Food Security Cluster						
H.1: Number of shared services provided, by type		H.1.112: Number of technical reports shared with cluster partners		report	6	7
H.1: Number of shared services provided, by type		H.1.113: Number of technical support activities provided on food security monitoring and food assistance		activity	1	1
H.1: Number of shared services provided, by type		H.1.41: Number of field coordination meetings convened		instance	6	9
H.1: Number of shared services provided, by type		H.1.66: Number of meetings conducted		instance	12	14
H.1: Number of shared services provided, by type		H.1.69: Number of national coordination meetings convened		instance	6	5
H.1: Number of shared services provided, by type		H.1.70: Number of needs assessments carried out		assessment	1	0
H.1: Number of shared services provided, by type		H.1.79: Number of partner organizations participating in the cluster system nationally		agency/organization	25	27
<b>Activity 10: Provide an appropriate platform for logistics coordination and services for humanitarian actors</b>						
Output indicator		Detailed indicator		Unit of measure	Planned	Actual
H: Crisis-affected populations benefit from increased efficiency of the humanitarian logistics response to ensure timely delivery of lifesaving assistance and optimization of resources						
Logistics Cluster						
H.4: Total volume of cargo transported		H.4.12: Quantity (mt) of humanitarian cargo moved through logistics common services		MT	708	708.24
<b>Activity 12: Provide United Nations Humanitarian Air Service services to the Government and humanitarian partners</b>						
Output indicator		Detailed indicator		Unit of measure	Planned	Actual
H: Crisis-affected populations targeted by humanitarian partners benefit from timely and efficient United Nations Humanitarian Air Service services, to receive life-saving assistance						
Humanitarian Air Service						



H.4: Total volume of cargo transported	H.4.21: Volume (m3) of cargo transported	m3	36	52.86
H.7: Total number of passengers transported	H.7.11: Utilization of the contracted hours of aircraft	%	100	100
H.7: Total number of passengers transported	H.7.12: Number of medical evacuations	unit	3	100
H.7: Total number of passengers transported	H.7.13: Number of destinations served	unit	7	7
H.7: Total number of passengers transported	H.7.3: Number of passengers transported	Individual	7,200	7,151
H.7: Total number of passengers transported	H.7.5: Number of passengers transported monthly against planned (passengers transported)	Individual	1,200	1,191
H.7: Total number of passengers transported	H.7.9: Percentage of passenger bookings served	%	90	95

### Outcome Results

#### Activity 12: Provide United Nations Humanitarian Air Service services to the Government and humanitarian partners

Outcome Indicator	Sex	Baseline	End-CSP Target	2022 Target	2022 Follow-up	2021 Follow-up	2020 Follow-up	source
<b>Target Group:</b> Government and other humanitarian and development partners - <b>Location:</b> Mozambique - <b>Modality:</b> - <b>Subactivity:</b> Humanitarian Air Service								
User satisfaction rate	Overall	89	≥90	≥90	92			WFP survey

## Cross-cutting Indicators

### Progress towards gender equality indicators

Improved gender equality and women's empowerment among WFP-assisted population								
Activity 01: Provide integrated food and nutrition assistance to conflict- and disaster-affected people								
CrossCutting Indicator	Sex	Baseline	End-CSP Target	2022 Target	2022 Follow-up	2021 Follow-up	2020 Follow-up	source
<b>Target Group:</b> Food Insecure Households - <b>Location:</b> Mozambique - <b>Modality:</b> Cash, Commodity Voucher, Food, Value Voucher - <b>Subactivity:</b> General Distribution								
Proportion of food assistance decision-making entity – committees, boards, teams, etc. – members who are women - -	Overall	46	=50	>46				WFP survey
Proportion of households where women, men, or both women and men make decisions on the use of food/cash/vouchers, disaggregated by transfer modality - Decisions jointly made by women and men	Overall	20	≥70	≥20				WFP survey
Proportion of households where women, men, or both women and men make decisions on the use of food/cash/vouchers, disaggregated by transfer modality - Decisions made by men	Overall	29	≤5	≤29				WFP survey
Proportion of households where women, men, or both women and men make decisions on the use of food/cash/vouchers, disaggregated by transfer modality - Decisions made by women	Overall	51	≤25	≤51				WFP survey

## Protection indicators

Affected populations are able to benefit from WFP programmes in a manner that ensures and promotes their safety, dignity and integrity

### Activity 01: Provide integrated food and nutrition assistance to conflict- and disaster-affected people

CrossCutting Indicator	Sex	Baseline	End-CSP Target	2022 Target	2022 Follow-up	2021 Follow-up	2020 Follow-up	source
<b>Target Group:</b> Food Insecure Households - <b>Location:</b> Mozambique - <b>Modality:</b> Cash, Commodity Voucher, Food, Value Voucher - <b>Subactivity:</b> General Distribution								
Proportion of targeted people having unhindered access to WFP programmes (new) - -	Female	92	≥100	≥92				WFP survey
	Male	88	≥100	≥88				WFP survey
	Overall	89	≥100	≥89				WFP survey
Proportion of targeted people receiving assistance without safety challenges (new) - -	Female	99	≥100	≥99				WFP survey
	Male	96	≥100	≥96				WFP survey
	Overall	97	≥100	≥97				WFP survey
Proportion of targeted people who report that WFP programmes are dignified (new) - -	Female	89	≥100	≥89				WFP survey
	Male	89	≥100	≥89				WFP survey
	Overall	89	≥100	≥89				WFP survey

## Accountability to affected population indicators

Affected populations are able to hold WFP and partners accountable for meeting their hunger needs in a manner that reflects their views and preferences

### Activity 01: Provide integrated food and nutrition assistance to conflict- and disaster-affected people

CrossCutting Indicator	Sex	Baseline	End-CSP Target	2022 Target	2022 Follow-up	2021 Follow-up	2020 Follow-up	source
<b>Target Group:</b> Food Insecure Households - <b>Location:</b> Mozambique - <b>Modality:</b> Cash, Commodity Voucher, Food, Value Voucher - <b>Subactivity:</b>								
Proportion of project activities for which beneficiary feedback is documented, analysed and integrated into programme improvements - -	Overall	90	=100	=100	87			WFP programme monitoring
<b>Target Group:</b> Food Insecure Households - <b>Location:</b> Mozambique - <b>Modality:</b> Cash, Commodity Voucher, Food, Value Voucher - <b>Subactivity:</b>								
General Distribution								
Proportion of assisted people informed about the programme (who is included, what people will receive, length of assistance) - -	Female	47	≥80	≥47				WFP survey
	Male	46	≥80	≥46				WFP survey
	Overall	46	≥80	≥46				WFP survey

## Environment indicators

Targeted communities benefit from WFP programmes in a manner that does not harm the environment								
Activity 01: Provide integrated food and nutrition assistance to conflict- and disaster-affected people								
CrossCutting Indicator	Sex	Baseline	End-CSP Target	2022 Target	2022 Follow-up	2021 Follow-up	2020 Follow-up	source
<b>Target Group:</b> Food Insecure Households - <b>Location:</b> Mozambique - <b>Modality:</b> Capacity Strengthening, Cash, Commodity Voucher, Food, Value Voucher - <b>Subactivity:</b> Food assistance for asset								
Proportion of FLAs/MOUs/CCs for CSP activities screened for environmental and social risk - -	Overall	100	=100	=100	100			WFP programme monitoring

Cover page photo © WFP/Ali Ogul

Franco Dzonzi is president of the Canhanja farmers association that joined the Farm2GO project, a digital platform to access market information.

**World Food Programme**

Contact info

Antonella D'Aprille

antonella.daprile@wfp.org

<https://www.wfp.org/countries/mozambique>

# Financial Section

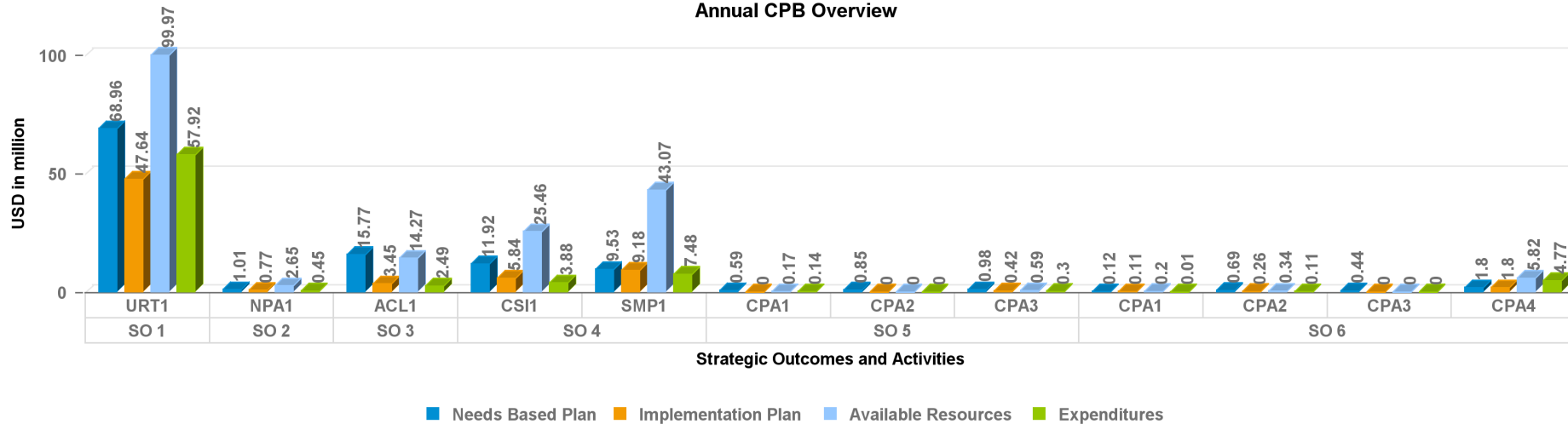
*Financial information is taken from WFP's financial records which have been submitted to WFP's auditors.*

# Annual Country Report

## Mozambique Country Portfolio Budget 2022 (2022-2026)

### Annual Financial Overview for the period 1 January to 31 December 2022 (Amount in USD)

#### Annual CPB Overview



Code	Strategic Outcome
SO 1	Crisis-affected populations in targeted areas can meet their essential food and nutrition needs immediately prior to, during and in the aftermath of shocks
SO 2	By 2030 all forms of malnutrition are reduced, primarily among children, women and girls, through enhanced gender equity and improved access to and availability and uptake of healthy diets and health services
SO 3	Vulnerable and shock-affected communities, households, women and young people in targeted areas have more equitable, resilient, sustainable and climate-smart livelihoods, through enhanced adaptive and productive capacities, that enable them to meet their food and nutrition needs, by 2030
SO 4	By 2030 national and subnational actors have strengthened capacity and systems to protect and improve the human capital of at-risk and shock-affected populations
SO 5	Humanitarian and development actors benefit from a range of available services to help them implement their programmes and support their beneficiaries in an efficient, effective and reliable way throughout the year
SO 6	National and sub-national institutions and partners are able to implement their programmes and provide required support to affected populations in an efficient, effective and reliable way, during times of crisis
Code	Country Activity Long Description
ACL1	Provide an integrated package of support to enhance the adaptive, productive, aggregation, marketing and decision making capacities of communities, particularly women and young smallholder farmers
CPA1	Provide appropriate coordination, planning and information sharing with all humanitarian partners through the establishment of suitable coordination mechanisms for the food security sector
CPA1	Provide on-demand cash transfer services to government partners, other United Nations entities and national and international NGOs
CPA2	Provide an appropriate platform for logistics coordination and services for humanitarian actors
CPA2	Provide on-demand food procurement services to the Government and humanitarian and development partners
CPA3	Provide on-demand services to the Government and humanitarian and development partners
CPA3	Provide preparedness and emergency communications services for humanitarian actors
CPA4	Provide United Nations Humanitarian Air Service services to the Government and humanitarian partners
CSI1	Support national and government actors in preparing for, responding to and recovering from natural and man-made disasters
NPA1	Support national and local actors in the delivery of nutrition-specific and -sensitive multisectoral interventions that address malnutrition
SMP1	Support the Government in the development and operation of nationally owned home-grown school feeding programmes for chronically vulnerable or shock-affected primary school children
URT1	Provide integrated food and nutrition assistance to conflict- and disaster-affected people



# Annual Country Report

## Mozambique Country Portfolio Budget 2022 (2022-2026)

### Annual Financial Overview for the period 1 January to 31 December 2022 (Amount in USD)

Strategic Result	Strategic Outcome	Activity	Needs Based Plan	Implementation Plan	Available Resources	Expenditures
1	Crisis-affected populations in targeted areas can meet their essential food and nutrition needs immediately prior to, during and in the aftermath of shocks	Provide integrated food and nutrition assistance to conflict- and disaster-affected people	68,959,628	47,637,291	99,969,985	57,916,016
		Non Activity Specific	0	0	218,928	0
	Non SO Specific	Non Activity Specific	0	0	641,191	0
<b>Subtotal Strategic Result 1. Everyone has access to food (SDG Target 2.1)</b>			<b>68,959,628</b>	<b>47,637,291</b>	<b>100,830,104</b>	<b>57,916,016</b>
2	By 2030 all forms of malnutrition are reduced, primarily among children, women and girls, through enhanced gender equity and improved access to and availability and uptake of healthy diets and health services	Support national and local actors in the delivery of nutrition-specific and -sensitive multisectoral interventions that address malnutrition	1,008,028	774,009	2,650,383	448,604
<b>Subtotal Strategic Result 2. No one suffers from malnutrition (SDG Target 2.2)</b>			<b>1,008,028</b>	<b>774,009</b>	<b>2,650,383</b>	<b>448,604</b>

# Annual Country Report

## Mozambique Country Portfolio Budget 2022 (2022-2026)

### Annual Financial Overview for the period 1 January to 31 December 2022 (Amount in USD)

Strategic Result	Strategic Outcome	Activity	Needs Based Plan	Implementation Plan	Available Resources	Expenditures
4	Vulnerable and shock-affected communities, households, women and young people in targeted areas have more equitable, resilient, sustainable and climate-smart livelihoods, through enhanced adaptive and productive capacities, that enable them to meet their food and nutrition needs, by 2030	Provide an integrated package of support to enhance the adaptive, productive, aggregation, marketing and decision making capacities of communities, particularly women and young smallholder farmers	15,771,799	3,448,986	14,266,840	2,493,857
		Non Activity Specific	0	0	273,538	0
<b>Subtotal Strategic Result 4. Food systems are sustainable (SDG Target 2.4)</b>			<b>15,771,799</b>	<b>3,448,986</b>	<b>14,540,378</b>	<b>2,493,857</b>

# Annual Country Report

## Mozambique Country Portfolio Budget 2022 (2022-2026)

### Annual Financial Overview for the period 1 January to 31 December 2022 (Amount in USD)

Strategic Result	Strategic Outcome	Activity	Needs Based Plan	Implementation Plan	Available Resources	Expenditures
5	By 2030 national and subnational actors have strengthened capacity and systems to protect and improve the human capital of at-risk and shock-affected populations	Support national and government actors in preparing for, responding to and recovering from natural and man-made disasters	11,916,800	5,837,637	25,460,335	3,883,357
		Support the Government in the development and operation of nationally owned home-grown school feeding programmes for chronically vulnerable or shock-affected primary school children	9,527,383	9,175,527	43,065,039	7,477,945
		Non Activity Specific	0	0	273,538	0
<b>Subtotal Strategic Result 5. Countries have strengthened capacity to implement the SDGs (SDG Target 17.9)</b>			<b>21,444,183</b>	<b>15,013,164</b>	<b>68,798,911</b>	<b>11,361,302</b>
8	Humanitarian and development actors benefit from a range of available services to help them implement their programmes and support their beneficiaries in an efficient, effective and reliable way throughout the year	Provide on-demand cash transfer services to government partners, other United Nations entities and national and international NGOs	594,178	0	166,090	140,474

# Annual Country Report

## Mozambique Country Portfolio Budget 2022 (2022-2026)

### Annual Financial Overview for the period 1 January to 31 December 2022 (Amount in USD)

Strategic Result	Strategic Outcome	Activity	Needs Based Plan	Implementation Plan	Available Resources	Expenditures
8	Humanitarian and development actors benefit from a range of available services to help them implement their programmes and support their beneficiaries in an efficient, effective and reliable way throughout the year	Provide on-demand food procurement services to the Government and humanitarian and development partners	849,133	0	0	0
		Provide on-demand services to the Government and humanitarian and development partners	982,408	418,702	589,917	299,214
	National and sub-national institutions and partners are able to implement their programmes and provide required support to affected populations in an efficient, effective and reliable way, during times of crisis	Provide appropriate coordination, planning and information sharing with all humanitarian partners through the establishment of suitable coordination mechanisms for the food security sector	119,965	105,185	202,356	10,782
		Provide an appropriate platform for logistics coordination and services for humanitarian actors	693,340	261,505	335,398	107,558

# Annual Country Report

## Mozambique Country Portfolio Budget 2022 (2022-2026)

### Annual Financial Overview for the period 1 January to 31 December 2022 (Amount in USD)

Strategic Result	Strategic Outcome	Activity	Needs Based Plan	Implementation Plan	Available Resources	Expenditures
8	National and sub-national institutions and partners are able to implement their programmes and provide required support to affected populations in an efficient, effective and reliable way, during times of crisis	Provide preparedness and emergency communications services for humanitarian actors	438,841	0	0	0
		Provide United Nations Humanitarian Air Service services to the Government and humanitarian partners	1,803,430	1,803,430	5,820,979	4,771,232
<b>Subtotal Strategic Result 8. Sharing of knowledge, expertise and technology strengthen global partnership support to country efforts to achieve the SDGs (SDG Target 17.16)</b>			<b>5,481,295</b>	<b>2,588,822</b>	<b>7,114,740</b>	<b>5,329,259</b>
	Non SO Specific	Non Activity Specific	0	0	546,816	0
<b>Subtotal Strategic Result</b>			<b>0</b>	<b>0</b>	<b>546,816</b>	<b>0</b>
<b>Total Direct Operational Cost</b>			<b>112,664,933</b>	<b>69,462,272</b>	<b>194,481,331</b>	<b>77,549,038</b>
<b>Direct Support Cost (DSC)</b>			<b>5,773,354</b>	<b>4,864,293</b>	<b>11,906,150</b>	<b>4,005,220</b>
<b>Total Direct Costs</b>			<b>118,438,287</b>	<b>74,326,565</b>	<b>206,387,481</b>	<b>81,554,258</b>
<b>Indirect Support Cost (ISC)</b>			<b>7,532,737</b>	<b>4,802,105</b>	<b>11,361,910</b>	<b>11,361,910</b>
<b>Grand Total</b>			<b>125,971,024</b>	<b>79,128,670</b>	<b>217,749,391</b>	<b>92,916,168</b>



Wanee Piyabongkarn  
Chief

Contribution Accounting and Donor Financial Reporting Branch

## Columns Definition

---

### Needs Based Plan

Latest annual approved version of operational needs as of December of the reporting year. WFP's needs-based plans constitute an appeal for resources to implement operations which are designed based on needs assessments undertaken in collaboration with government counterparts and partners

### Implementation Plan

Implementation Plan as of January of the reporting period which represents original operational prioritized needs taking into account funding forecasts of available resources and operational challenges

### Available Resources

Unspent Balance of Resources carried forward, Allocated contribution in the current year, Advances and Other resources in the current year. It excludes contributions that are stipulated by donor for use in future years

### Expenditures

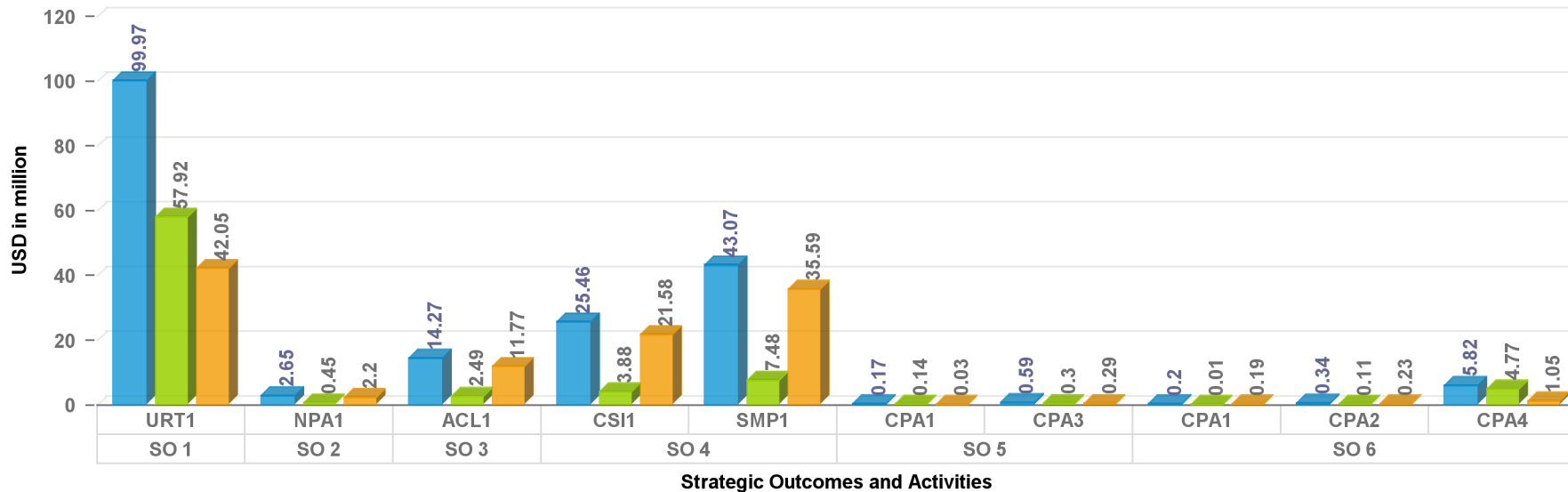
Monetary value of goods and services received and recorded within the reporting year

# Annual Country Report

## Mozambique Country Portfolio Budget 2022 (2022-2026)

### Cumulative Financial Overview as at 31 December 2022 (Amount in USD)

#### Cumulative CPB Overview



■ Allocated Resources ■ Expenditures ■ Balance of Resources

Code	Strategic Outcome
SO 1	Crisis-affected populations in targeted areas can meet their essential food and nutrition needs immediately prior to, during and in the aftermath of shocks
SO 2	By 2030 all forms of malnutrition are reduced, primarily among children, women and girls, through enhanced gender equity and improved access to and availability and uptake of healthy diets and health services
SO 3	Vulnerable and shock-affected communities, households, women and young people in targeted areas have more equitable, resilient, sustainable and climate-smart livelihoods, through enhanced adaptive and productive capacities, that enable them to meet their food and nutrition needs, by 2030
SO 4	By 2030 national and subnational actors have strengthened capacity and systems to protect and improve the human capital of at-risk and shock-affected populations
SO 5	Humanitarian and development actors benefit from a range of available services to help them implement their programmes and support their beneficiaries in an efficient, effective and reliable way throughout the year
SO 6	National and sub-national institutions and partners are able to implement their programmes and provide required support to affected populations in an efficient, effective and reliable way, during times of crisis
Code	Country Activity - Long Description
ACL1	Provide an integrated package of support to enhance the adaptive, productive, aggregation, marketing and decision making capacities of communities, particularly women and young smallholder farmers
CPA1	Provide appropriate coordination, planning and information sharing with all humanitarian partners through the establishment of suitable coordination mechanisms for the food security sector
CPA1	Provide on-demand cash transfer services to government partners, other United Nations entities and national and international NGOs
CPA2	Provide an appropriate platform for logistics coordination and services for humanitarian actors
CPA3	Provide on-demand services to the Government and humanitarian and development partners
CPA4	Provide United Nations Humanitarian Air Service services to the Government and humanitarian partners

# Annual Country Report

## Mozambique Country Portfolio Budget 2022 (2022-2026)

### Cumulative Financial Overview as at 31 December 2022 (Amount in USD)

Code	Country Activity - Long Description
CSI1	Support national and government actors in preparing for, responding to and recovering from natural and man-made disasters
NPA1	Support national and local actors in the delivery of nutrition-specific and -sensitive multisectoral interventions that address malnutrition
SMP1	Support the Government in the development and operation of nationally owned home-grown school feeding programmes for chronically vulnerable or shock-affected primary school children
URT1	Provide integrated food and nutrition assistance to conflict- and disaster-affected people



# Annual Country Report

## Mozambique Country Portfolio Budget 2022 (2022-2026)

### Cumulative Financial Overview as at 31 December 2022 (Amount in USD)

Strategic Result	Strategic Outcome	Activity	Needs Based Plan	Allocated Contributions	Advance and Allocation	Allocated Resources	Expenditures	Balance of Resources
1	Crisis-affected populations in targeted areas can meet their essential food and nutrition needs immediately prior to, during and in the aftermath of shocks	Provide integrated food and nutrition assistance to conflict- and disaster-affected people	68,959,628	99,969,985	0	99,969,985	57,916,016	42,053,969
		Non Activity Specific	0	218,928	0	218,928	0	218,928
	Non SO Specific	Non Activity Specific	0	641,191	0	641,191	0	641,191
<b>Subtotal Strategic Result 1. Everyone has access to food (SDG Target 2.1)</b>			<b>68,959,628</b>	<b>100,830,104</b>	<b>0</b>	<b>100,830,104</b>	<b>57,916,016</b>	<b>42,914,088</b>
2	By 2030 all forms of malnutrition are reduced, primarily among children, women and girls, through enhanced gender equity and improved access to and availability and uptake of healthy diets and health services	Support national and local actors in the delivery of nutrition-specific and -sensitive multisectoral interventions that address malnutrition	1,008,028	2,650,383	0	2,650,383	448,604	2,201,779
<b>Subtotal Strategic Result 2. No one suffers from malnutrition (SDG Target 2.2)</b>			<b>1,008,028</b>	<b>2,650,383</b>	<b>0</b>	<b>2,650,383</b>	<b>448,604</b>	<b>2,201,779</b>

This computer generated report is certified by the Chief of Contribution Accounting and Donor Financial Reporting Branch (FINC)

# Annual Country Report

## Mozambique Country Portfolio Budget 2022 (2022-2026)

### Cumulative Financial Overview as at 31 December 2022 (Amount in USD)

Strategic Result	Strategic Outcome	Activity	Needs Based Plan	Allocated Contributions	Advance and Allocation	Allocated Resources	Expenditures	Balance of Resources
4	Vulnerable and shock-affected communities, households, women and young people in targeted areas have more equitable, resilient, sustainable and climate-smart livelihoods, through enhanced adaptive and productive capacities, that enable them to meet their food and nutrition needs, by 2030	Provide an integrated package of support to enhance the adaptive, productive, aggregation, marketing and decision making capacities of communities, particularly women and young smallholder farmers	15,771,799	14,266,840	0	14,266,840	2,493,857	11,772,983
		Non Activity Specific	0	273,538	0	273,538	0	273,538
<b>Subtotal Strategic Result 4. Food systems are sustainable (SDG Target 2.4)</b>			<b>15,771,799</b>	<b>14,540,378</b>	<b>0</b>	<b>14,540,378</b>	<b>2,493,857</b>	<b>12,046,521</b>

This computer generated report is certified by the Chief of Contribution Accounting and Donor Financial Reporting Branch (FINC)

# Annual Country Report

## Mozambique Country Portfolio Budget 2022 (2022-2026)

### Cumulative Financial Overview as at 31 December 2022 (Amount in USD)

Strategic Result	Strategic Outcome	Activity	Needs Based Plan	Allocated Contributions	Advance and Allocation	Allocated Resources	Expenditures	Balance of Resources
5	By 2030 national and subnational actors have strengthened capacity and systems to protect and improve the human capital of at-risk and shock-affected populations	Support national and government actors in preparing for, responding to and recovering from natural and man-made disasters	11,916,800	25,460,335	0	25,460,335	3,883,357	21,576,978
		Support the Government in the development and operation of nationally owned home-grown school feeding programmes for chronically vulnerable or shock-affected primary school children	9,527,383	43,065,039	0	43,065,039	7,477,945	35,587,094
		Non Activity Specific	0	273,538	0	273,538	0	273,538
<b>Subtotal Strategic Result 5. Countries have strengthened capacity to implement the SDGs (SDG Target 17.9)</b>			<b>21,444,183</b>	<b>68,798,911</b>	<b>0</b>	<b>68,798,911</b>	<b>11,361,302</b>	<b>57,437,609</b>

This computer generated report is certified by the Chief of Contribution Accounting and Donor Financial Reporting Branch (FINC)

# Annual Country Report

## Mozambique Country Portfolio Budget 2022 (2022-2026)

### Cumulative Financial Overview as at 31 December 2022 (Amount in USD)

Strategic Result	Strategic Outcome	Activity	Needs Based Plan	Allocated Contributions	Advance and Allocation	Allocated Resources	Expenditures	Balance of Resources
8	Humanitarian and development actors benefit from a range of available services to help them implement their programmes and support their beneficiaries in an efficient, effective and reliable way throughout the year	Provide on-demand cash transfer services to government partners, other United Nations entities and national and international NGOs	594,178	166,090	0	166,090	140,474	25,617
		Provide on-demand food procurement services to the Government and humanitarian and development partners	849,133	0	0	0	0	0
		Provide on-demand services to the Government and humanitarian and development partners	982,408	589,917	0	589,917	299,214	290,704

This computer generated report is certified by the Chief of Contribution Accounting and Donor Financial Reporting Branch (FINC)

# Annual Country Report

## Mozambique Country Portfolio Budget 2022 (2022-2026)

### Cumulative Financial Overview as at 31 December 2022 (Amount in USD)

Strategic Result	Strategic Outcome	Activity	Needs Based Plan	Allocated Contributions	Advance and Allocation	Allocated Resources	Expenditures	Balance of Resources
8	National and sub-national institutions and partners are able to implement their programmes and provide required support to affected populations in an efficient, effective and reliable way, during times of crisis	Provide an appropriate platform for logistics coordination and services for humanitarian actors	693,340	335,398	0	335,398	107,558	227,839
		Provide appropriate coordination, planning and information sharing with all humanitarian partners through the establishment of suitable coordination mechanisms for the food security sector	119,965	202,356	0	202,356	10,782	191,574
		Provide preparedness and emergency communications services for humanitarian actors	438,841	0	0	0	0	0

This computer generated report is certified by the Chief of Contribution Accounting and Donor Financial Reporting Branch (FINC)

# Annual Country Report

## Mozambique Country Portfolio Budget 2022 (2022-2026)

### Cumulative Financial Overview as at 31 December 2022 (Amount in USD)

Strategic Result	Strategic Outcome	Activity	Needs Based Plan	Allocated Contributions	Advance and Allocation	Allocated Resources	Expenditures	Balance of Resources
8	National and sub-national institutions and partners are able to implement their programmes and provide required support to affected populations in an efficient, effective and reliable way, during times of crisis	Provide United Nations Humanitarian Air Service services to the Government and humanitarian partners	1,803,430	4,465,428	1,355,551	5,820,979	4,771,232	1,049,747
<b>Subtotal Strategic Result 8. Sharing of knowledge, expertise and technology strengthen global partnership support to country efforts to achieve the SDGs (SDG Target 17.16)</b>			<b>5,481,295</b>	<b>5,759,188</b>	<b>1,355,551</b>	<b>7,114,740</b>	<b>5,329,259</b>	<b>1,785,480</b>
	Non SO Specific	Non Activity Specific	0	546,816	0	546,816	0	546,816
<b>Subtotal Strategic Result</b>			<b>0</b>	<b>546,816</b>	<b>0</b>	<b>546,816</b>	<b>0</b>	<b>546,816</b>
<b>Total Direct Operational Cost</b>			<b>112,664,933</b>	<b>193,125,780</b>	<b>1,355,551</b>	<b>194,481,331</b>	<b>77,549,038</b>	<b>116,932,293</b>
<b>Direct Support Cost (DSC)</b>			<b>5,773,354</b>	<b>11,901,702</b>	<b>4,449</b>	<b>11,906,150</b>	<b>4,005,220</b>	<b>7,900,931</b>
<b>Total Direct Costs</b>			<b>118,438,287</b>	<b>205,027,481</b>	<b>1,360,000</b>	<b>206,387,481</b>	<b>81,554,258</b>	<b>124,833,223</b>
<b>Indirect Support Cost (ISC)</b>			<b>7,532,737</b>	<b>11,361,910</b>		<b>11,361,910</b>	<b>11,361,910</b>	<b>0</b>
<b>Grand Total</b>			<b>125,971,024</b>	<b>216,389,391</b>	<b>1,360,000</b>	<b>217,749,391</b>	<b>92,916,168</b>	<b>124,833,223</b>

This donor financial report is interim



Wannee Piyabongkarn  
Chief

Contribution Accounting and Donor Financial Reporting Branch

## Columns Definition

---

### Needs Based Plan

Latest approved version of operational needs. WFP's needs-based plans constitute an appeal for resources to implement operations which are designed based on needs assessments undertaken in collaboration with government counterparts and partners

### Allocated Contributions

Allocated contributions include confirmed contributions with exchange rate variations, multilateral contributions, miscellaneous income, resource transferred, cost recovery and other financial adjustments (e.g. refinancing). It excludes internal advance and allocation and contributions that are stipulated by donor for use in future years.

### Advance and allocation

Internal advanced/allocated resources but not repaid. This includes different types of internal advance (Internal Project Lending or Macro-advance Financing) and allocation (Immediate Response Account)

### Allocated Resources

Sum of Allocated Contributions, Advance and Allocation

### Expenditures

Cumulative monetary value of goods and services received and recorded within the reporting period

### Balance of Resources

Allocated Resources minus Expenditures