



World Food Programme

SAVING LIVES
CHANGING LIVES

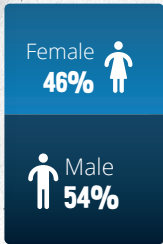
WFP Eastern Africa Regional Achievements

Number of beneficiaries reached in

2022



39,961,684



Beneficiaries reached by Residence status

Residents
29,277,703


Internally displaced people
6,403,680

Refugees
4,051,063

Returns
300,467



Beneficiaries reached by Activity



24,225,782

General distributions/ unconditional resource transfer



4,491,996

School based programmes



3,082,631

Food assistance for assets/ asset creation and livelihoods



1,529,793

Climate adaptation and risk management



585,577

Emergency preparedness




439,331

Smallholder agricultural market support activities



Nutrition



6,908,656

Treatment of malnutrition



1,609,889

Prevention of acute malnutrition



668,119

Prevention of stunting



44,457

HIV/TB care & treatment

Supply Chain



1,349,369 MT

Tonnage of food handed over to Cooperating Partners (mt)

UNHAS



190,042 MT

Amount of cargo transported regionally



111,954

No. of passengers transported regionally



72

No. of destinations covered regionally



WFP contribution to the local economy



No. of smallholder farmers supported by WFP



439,331

Food procured locally and regionally



341,196 MT

USD 267,668,662

Food Systems

No. of people supported through asset creation activities



3,082,631

USD transferred to households participating in asset creation



USD 18,912,883

Total sum insured through risk management interventions



USD 2,660,879

USD disbursed to countries through prearranged financing



USD 10.1 MILLION



Capacity Strengthening



602,674

Value of assets and infrastructure handed over to national stakeholders



17,867

Government and national partner staff who received technical assistance and training

Staffing in WFP Eastern Africa

Total number of staff
6,200

3,794
Male


2,406
Female

5,332

No. of staff locally recruited

3,844

No. of staff serving in emergency duty stations



2022 Resourcing Outlook

Requirements vs. resources received

USD 4.5 B



USD 2.2 B

Resources (USD Billion)

2022



USD 4.4 B

2021

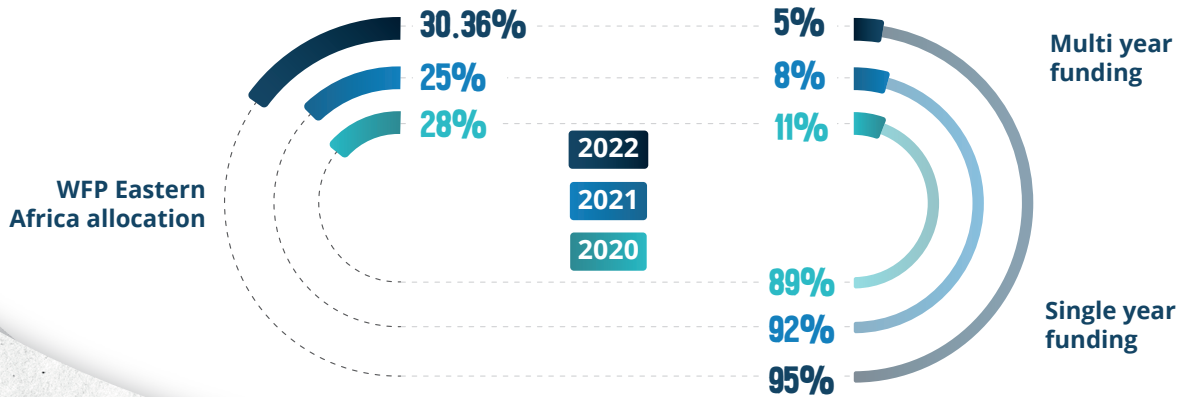


USD 2.2 B

2020



USD 2.1 B



Country Office Overview

