



CONFLICT IN SUDAN

Food Security Analysis and Forecast

May 2023

Executive Summary

- The number of acutely food insecure is expected to increase by 2 M to 2.5 M to a total of 19 M across Sudan in the next 3-6 months, if the current conflict continues. It is also to be noted that this represents the minimum expected increase in the number of acutely food insecure.
- States that will see the highest food insecurity in the next 3-6 months will be West Darfur, West Kordofan, Blue Nile, Red Sea and North Darfur.
- Over 800,000 and returnees may flee Sudan to neighbouring countries, including approximately 600,000 Sudanese refugees as well as refugees hosted by Sudan. Moreover, at least 200,000 South Sudanese and other refugees hosted by Sudan might return home prematurely.

KEY FIGURES ¹				
	2021	2022	2023	
			Present	Forecast
Food insecure	12.6 M	15.8 M	16.8 M	19.1 M
IDPs	3 M	3.7 M	3.7 M	4 M*
Refugees in Sudan	1.1 M	1.11 M	1.14 M	N/A
Cost of Local Food Basket (LFB)	271 SDG	568 SDG	447 SDG	500 SDG
Sudanese seeking refuge in other countries	365,000	359,000	354,000	> 800,000

**As of 1 May 2023. No projection available*

- Prior to the conflict, Sudan had 3.7 IDPs, the majority of whom were in Darfur (79 percent). Following the recent outbreak of the conflict, the total estimate of displaced individuals across Sudan has reached approximately 334,000 people – mainly in West Darfur and South Darfur (72 percent of the new displaced population).
- As of March 2023, 14.8 million households could not afford the local food basket (LFB). If the current conflict continues, the price of the LFB is projected to increase by a further 25 percent in the next 3-6 months. This forecasted increase in food prices will, in turn, result in over 18 M being unable to afford the LFB.
- Prices for Sorghum and Wheat showed some stability in the first quarter of the year; however, they were still well above the levels recorded in the past years. Yet, prices are reported to have increased since the outbreak of the conflict. If no peace agreement is achieved, forecast staple food prices are likely to increase in the next 3-6 months to reach peak levels similar to the ones recorded in 2022.

¹ Historical and projected number of food insecure, people who cannot afford the LFB and cost of LFB are calculated by WFP. Historical and projected number of Sudanese refugees is sourced by [UNHCR](#). Historical data of IDPs is sourced by [IOM](#).

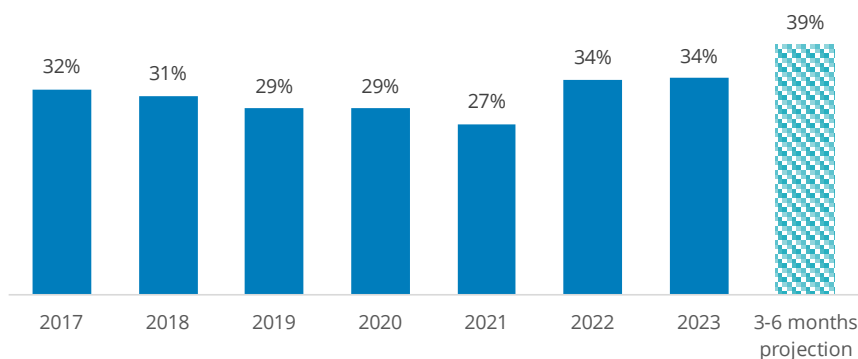
Food Security

In early 2022, approximately 15.8 M (or 33 percent of the population) was estimated to be acutely food insecure. However according to information gathered just before the outbreak of the conflict, the number of acutely food insecure had already increased to 16.8 M (CFSVA March 2023)². In other words, an increase of 1M.

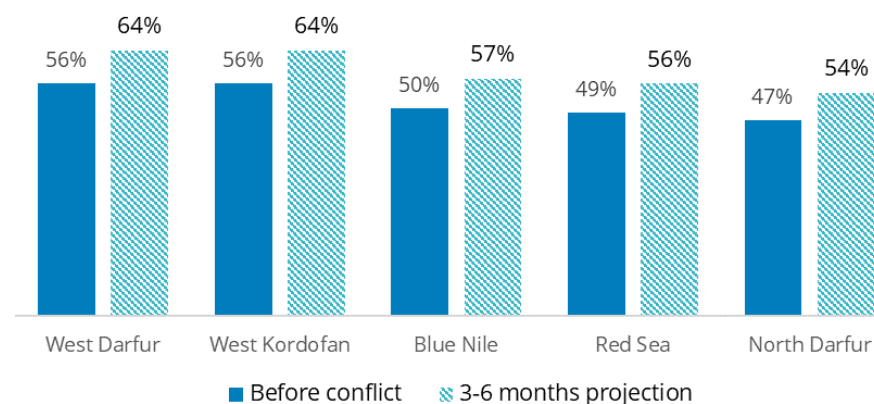
In May 2023, when we factor in the ongoing conflict (modelling this on previously seen impacts of shocks on food security in Sudan), we can conservatively estimate the number of acutely food insecure to increase to at least 19 M³ (or nearly 40 percent of the population) in the next 3-6 months. In summary, the number of acutely food insecure is expected to increase by 2 M to 2.5 M if the current conflict continues.

West Darfur, West Kordofan, and Blue Nile are amongst the States with the highest prevalence of food insecurity among their population, with West Darfur and West Kordofan peaking at 56 percent and Blue Nile at 50 percent of the population being acutely food insecure.

Prevalence of food insecurity, 2017-2023



States with the Highest Prevalence of food insecurity in 2023



² To be released, data collected between December 2022 and March 2023

³ The internal conflict that suddenly hit the country in April 2023 severely hit food production, availability, and access to food, further plunging the population into higher food insecurity with a projected 14 percent increase between the next 3 to 6 months. This percentage increase is an assumption modelled on historical shocks and their impacts on food security in Sudan.

Market Prices

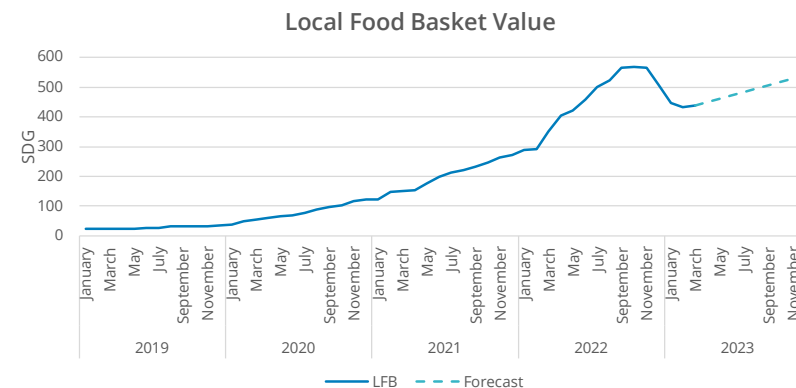
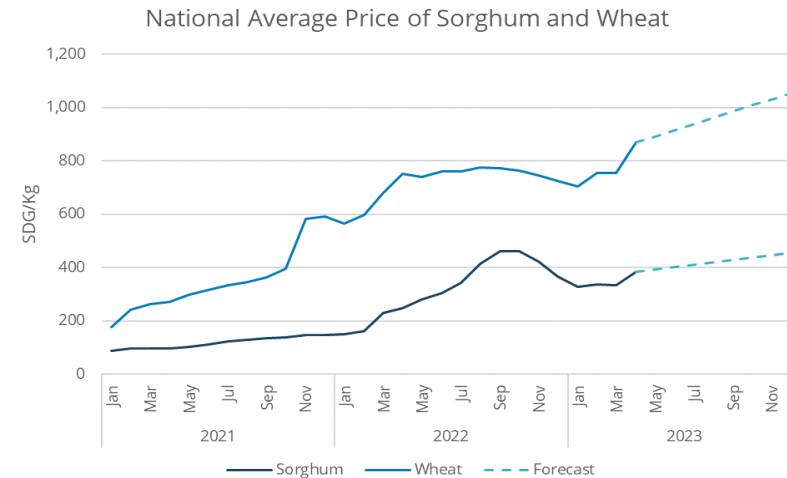
Wheat and Sorghum

The latest verified available staple food prices for many regions across Sudan are as of March 2023; and comparing March prices for Sorghum and Wheat, we see some stability as compared to previous months. However, despite this stability, it should be noted that prices were still well above the levels recorded in the past years. It can also be expected that the start of widespread conflict in April 2023, led to the disruption of markets and supply lines, adding further pressure on prices. After the demonstrations and clashes in 2019, the price of sorghum recorded a peak increase of 15 percent¹. Assuming a similar scenario for the current situation, the price of sorghum is forecast to show an increasing trend, by reaching levels similar to the peak recorded in the last quarter of 2022 (around 460 SDG/Kg). Wheat prices are also seen to record an increasing trend, reaching unprecedented levels (higher than 1,000 SDG/Kg). If the current conflict continues, we forecast staple food prices to keep on increasing in the next 3-6 months and again reach peak levels similar to the ones recorded in 2022.

Local Food Basket: Increase in Prices and Implications of the Same

When we compare the price of the Local Food Basket between March 2022 and March 2023, we see that the price of the local food basket (LFB) increased by 28 percent peaking at 438 SDG. As of March 2023, 14.8 million households could not afford the local food basket. This is already an alarming statistic.

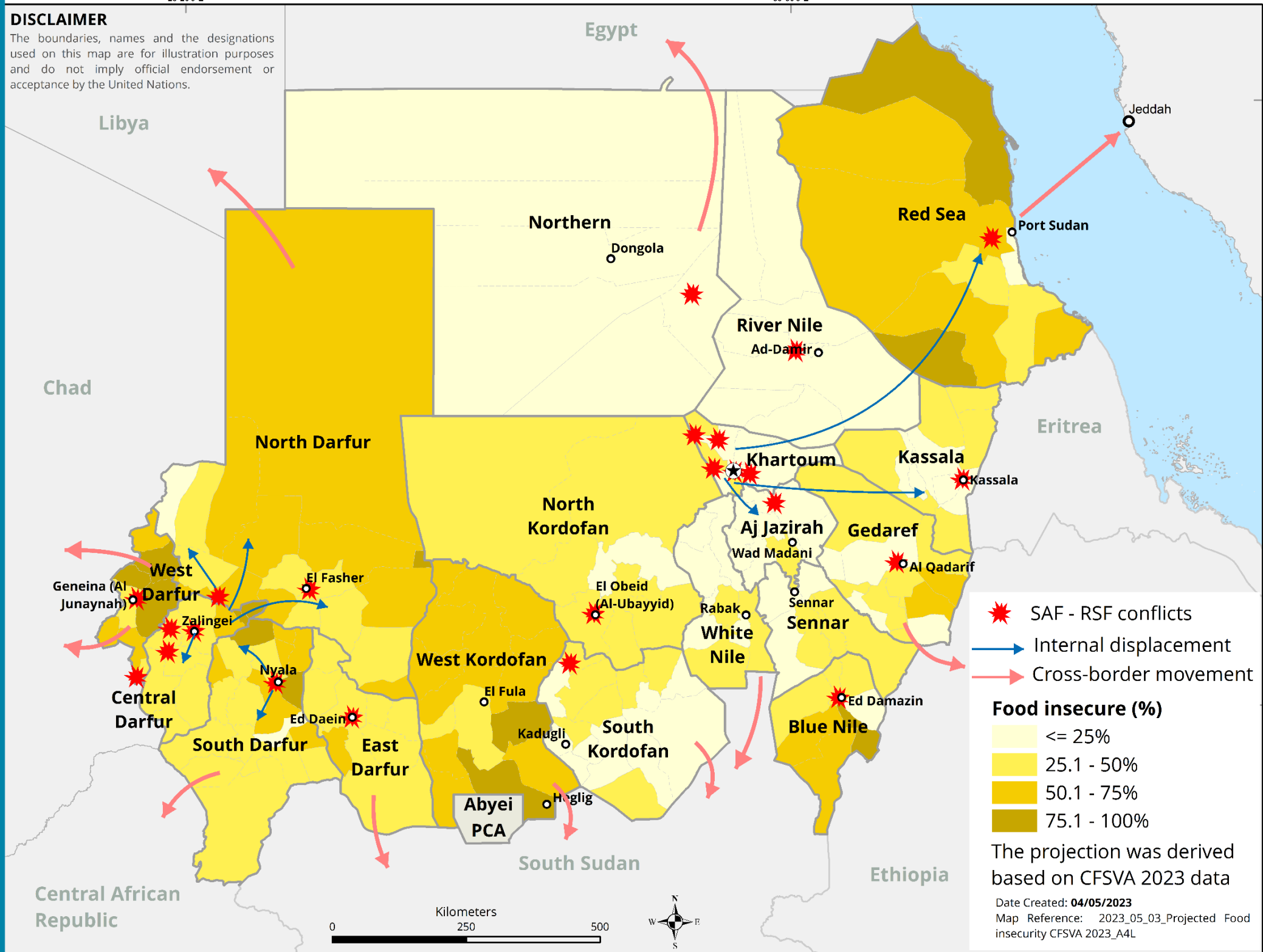
However, if the current conflict continues, the price of the LFB is projected⁴ to increase by a further 25 percent by in the next 3-6 months. This further forecasted increase in food prices will result in over 18 M being unable to meet their basic food needs (up from nearly 15 M) in just 3-6 months.



⁴ The numbers are projected to increase by 14 percent comparably to the peak registered during the demonstrations of 2019.

DISCLAIMER

The boundaries, names and the designations used on this map are for illustration purposes and do not imply official endorsement or acceptance by the United Nations.



SAF - RSF conflicts
 Internal displacement
 Cross-border movement

Food insecure (%)

- <= 25%
- 25.1 - 50%
- 50.1 - 75%
- 75.1 - 100%

The projection was derived based on CFSVA 2023 data

Date Created: 04/05/2023
 Map Reference: 2023_05_03_Projected Food insecurity CFSVA 2023_A4L



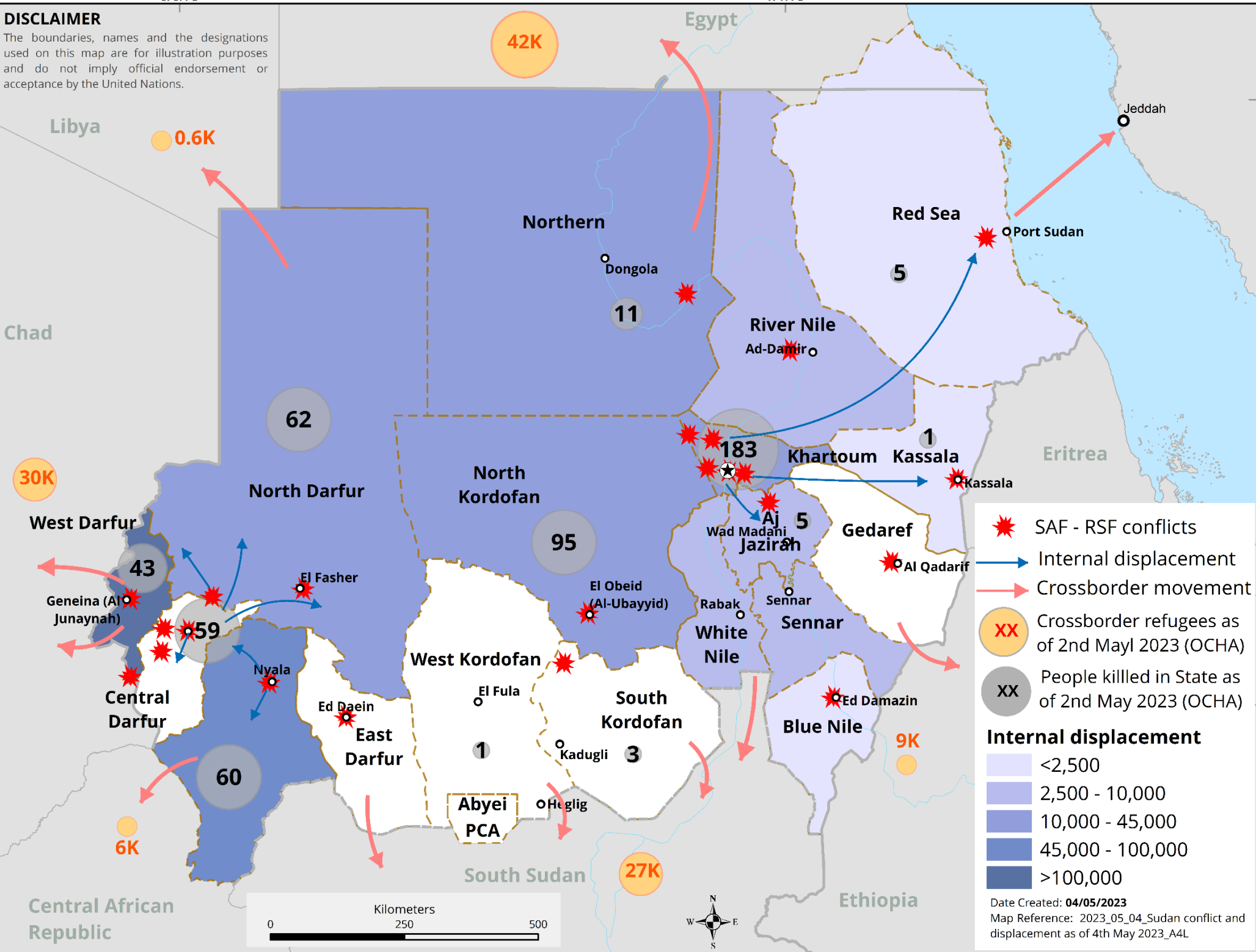
SAVING LIVES
 CHANGING LIVES



SUDAN

SAF-RSF Conflicts & Displacements as of 2nd May 2023

DISCLAIMER
 The boundaries, names and the designations used on this map are for illustration purposes and do not imply official endorsement or acceptance by the United Nations.



- SAF - RSF conflicts
- Internal displacement
- Crossborder movement
- Crossborder refugees as of 2nd May 2023 (OCHA)
- People killed in State as of 2nd May 2023 (OCHA)

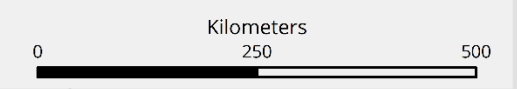
Internal displacement

- <2,500
- 2,500 - 10,000
- 10,000 - 45,000
- 45,000 - 100,000
- >100,000

Date Created: 04/05/2023
 Map Reference: 2023_05_04_Sudan conflict and displacement as of 4th May 2023_A4L



SAVING LIVES
 CHANGING LIVES





World Food Programme
Research Assessment and
Monitoring (RAM)

Siddharth Krishnaswamy

siddharth.krishnaswamy@wfp.org

Cinzia Monetta

cinzia.monetta@wfp.org

Alberto Gualtieri

alberto.gualtieri@wfp.org

Zaccheus Ndirima

zaccheus.ndirima@wfp.org