



WFP/SP/2023/01



World Food Programme

SAVING
LIVES
CHANGING
LIVES

WFP Palestine Monthly Market Dashboard

June 2023

June 2023



Number of people assisted by WFP in June 2023

205,906



Consumer Price Index

(June 2023/June 2022)

3.1%



Number of food-insecure people

1.84 million people (HRP 2023)



Price of Potato

(Jun2023/Jun 2022)

9.4%

Highlights

- During June, WFP provided critical food assistance to 205,906 Palestinians. Of those, 140,700 received cash-based transfers (CBT) of US\$ 1.3 million. The most redeemed items were wheat flour, vegetable oil, and frozen meat.
- In June, WFP reached 65,206 people through the quarterly in-kind distributions. WFP distributed the first cycle of local olive oil to 26,678 Palestinians in Gaza with 14 metric tons as part of its in-kind basket, while distribution in the West Bank will start next month. This is in line with WFP's commitment to boost local economy, and olive oil sector.
- WFP continued the provision of its technical expertise and cash-based transfer (CBT) platform to other humanitarian agencies to facilitate the implementation of their projects. Through this service provision in June, WFP enabled assistance to about 626,338 individuals and the redemption of about US\$ 9.7 million.
- In June, the year-on-year inflation rate reached 3.1 percent, marking a decrease of 0.8 percent from the previous month, while year-on-year food inflation remained stable at 2.2 percent. (*Palestinian Central Bureau of Statistics/PCBS*).
- In June, the average value of WFP food ration prices in local currency experienced a minor drop of 0.5 percent compared to the preceding month, but remained higher by 1.1 percent relative to the same month in previous year, and 18.6 percent since the beginning of the Ukraine crisis.
- The suspension of the Black Sea Grain initiative is unlikely to immediately affect wheat flour and commodity prices and supplies in the short run. Palestinian importers have responded proactively to the Ukraine crisis by diversifying their import sources to include eastern European countries, India, and others. WFP Palestine is closely monitoring the situation's impact on staple commodity stocks and prices.

Situation Monitoring:

The humanitarian impact of the latest escalation in Jenin

On 3-4 July 2023, Israeli forces conducted a large-scale operation in Jenin city and the Jenin Refugee Camp, resulting in casualties, displacement, and severe infrastructure damage. 12 Palestinians, including 4 children, were killed, and 143 others injured, marking the highest number of Palestinian fatalities in a single West Bank operation since 2005. Hundreds of housing units were damaged, and **over 500 families were displaced during the operation**. About 41 families remain displaced.

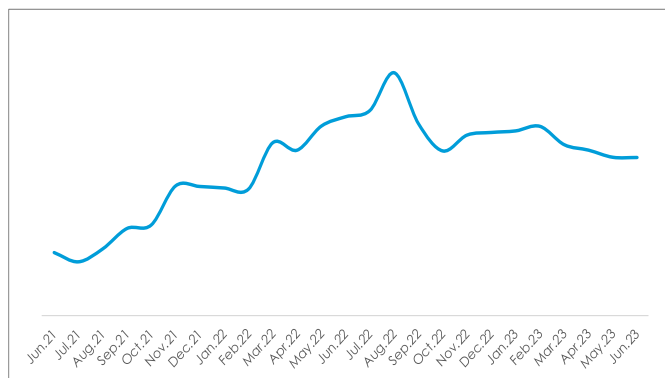
In response to the crisis, the World Food Programme (WFP) is planning to assist more than 700 households, providing a transfer of 550 NIS (US \$150) per family to help meet their immediate needs. This support aims to cover their food needs. The selected households were coordinated with the Ministry of Social Development (MoSD) and UNRWA. The total number of selected households amounts to **2,862 individuals**. Urgent support is still needed to address the humanitarian needs of those affected.

WFP also prepared a market monitoring report to ensure the availability and accessibility of food products during the operation. It can be found [here](#).

WFP Activities

Value of WFP Food Rations

Monthly average value of WFP food rations per capita (\$)



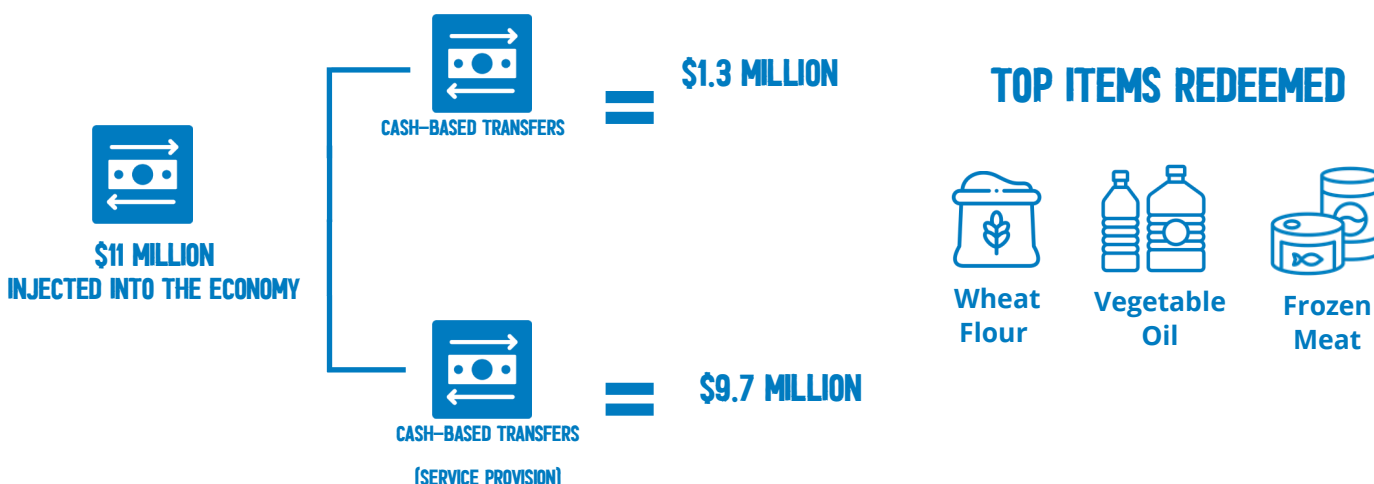
%CHANGE (\$): JUNE 2023/JUNE 2022 = -5.3%

%CHANGE (\$): JUNE 2023/MAY 2023 = 0.0%

In June 2023, the average monthly value of WFP food rations per capita in local currency (NIS) has decreased slightly by **0.5 percent compared to May**, but increased by 1.1 percent in comparison to the same month in the previous year, and by 18.6 since the beginning of the Ukraine crisis. **The USD value of the WFP ration decreased by 5.3 percent** compared to the previous year due to the **depreciation of the local currency by 6.8 percent**. The decrease in ration value during June is attributed to the slight decrease of prices for essential food items, such as wheat flour, and vegetable oil.

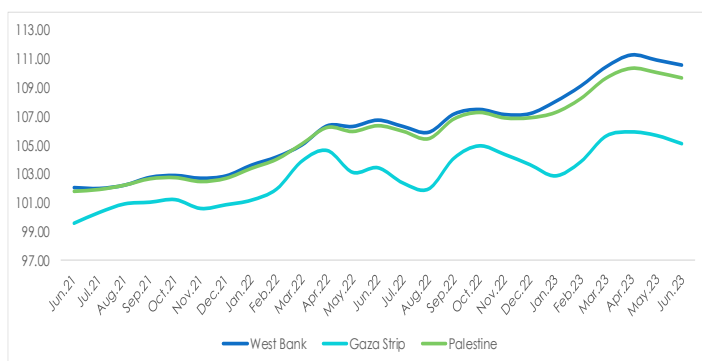
Food Accessibility & Availability

- In June, only 1 percent of WFP beneficiaries reported witnessing an increase in prices of some commodities such as vegetable oil, eggs, and vegetables.
- Following the ration cuts, WFP began conducting monitoring calls to beneficiaries who have had their assistance suspended. Almost all the interviewed individuals (97%) reported a decline and change in their food consumption patterns after the suspension of the food assistance provided by WFP. Many of them have either reduced or completely stopped consuming certain food groups, including dairy products, wheat flour, pulses, rice, meat, canned food, eggs, and fruits, which they used to purchase through WFP's vouchers.
- According to WFP Palestine's monitoring of WFP contracted shops, 51 percent of shops have sufficient stock to meet demands for two months up to 6 months, an increase of 3 percent compared to the previous month. The remaining 49 percent reported having sufficient stock to meet demands for only one month or less.
- 52 percent of WFP's contracted shops reported that any increase in prices will have negative impact on their sales volume.



Consumer Price Index (CPI)

Overall Consumer Price Index



%CHANGE: JUNE 2023/JUNE 2022 (INFLATION RATE)

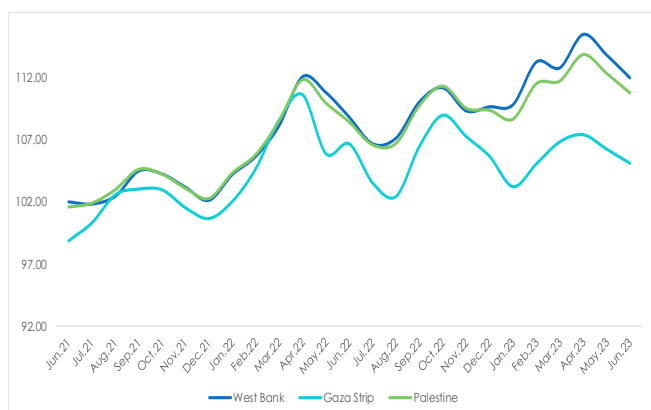
- PALESTINE = 3.1%
- WEST BANK = 3.6%
- GAZA STRIP = 1.6%

%CHANGE: JUNE 2023/MAY 2023 (INFLATION RATE)

- PALESTINE = -0.3%
- WEST BANK = -0.3%
- GAZA STRIP = -0.5%

In June the overall Consumer Price Index (CPI) increased by 3.1 percent compared to last year, but decreased by 0.3 percent compared to the previous month. Additionally, the food CPI rose by 2.2 percent compared to June 2022, but decreased by 1.4 percent compared to the previous month. According to the CPI subgroups, the fresh fruits, and fresh vegetables have seen respective decrease of 4.1 percent, and 1.6 percent compared to the previous month.

Food & Soft Drinks CPI



%CHANGE: JUNE 2023/JUNE 2022 (FOOD INFLATION RATE)

- PALESTINE = 2.2%
- WEST BANK = 2.9%
- GAZA STRIP = -1.5%

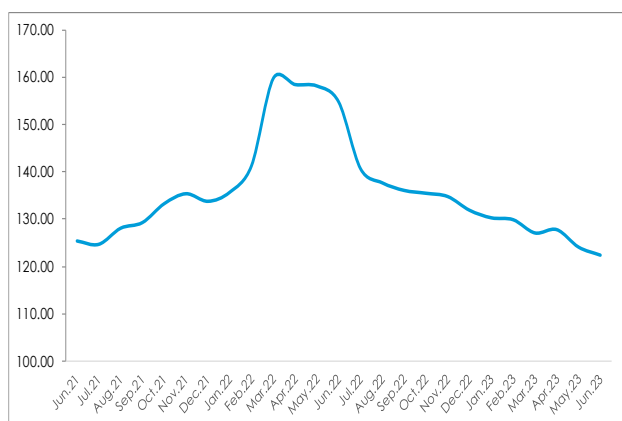
%CHANGE: JUNE 2023/MAY 2023 (FOOD INFLATION RATE)

- PALESTINE = -1.4%
- WEST BANK = -1.6%
- GAZA STRIP = -1.1%

%CHANGE: JUNE 2023/JUNE 2022 = -20.9%

%CHANGE: JUNE 2023/ MAY 2023 = -1.4%

FAO Food Price Index













In June 2023, the FAO Food Price Index (FFPI) declined by 1.4 percent from May, reaching 122.3 points, significantly below its peak in March 2022. The drop was influenced by declines in sugar, vegetable oils, cereals, and dairy products, while meat prices remained stable. Additionally, **fears of Russian participation suspension in the Black Sea Grain Initiative raised concerns, as it might lead to increased commodities prices, particularly affecting wheat flour and other grains.**

The FAO Cereal Price Index fell by 2.1 percent from May and 23.9 percent from the previous year, mainly due to falling world prices for major cereals. The FAO Vegetable Oil Price Index decreased by 2.4 percent from May, reaching its lowest level since November 2020. The FAO Dairy Price Index dropped by 0.8 percent from May and 22.2 percent from the previous year. The FAO Meat Price Index remained nearly unchanged from May but showed a 6.4 percent decrease from the previous year. The FAO Sugar Price Index declined by 3.2 percent from May but remained 29.7 percent higher compared to the same month the previous year, primarily due to the sugarcane harvest in Brazil and sluggish global import demand.

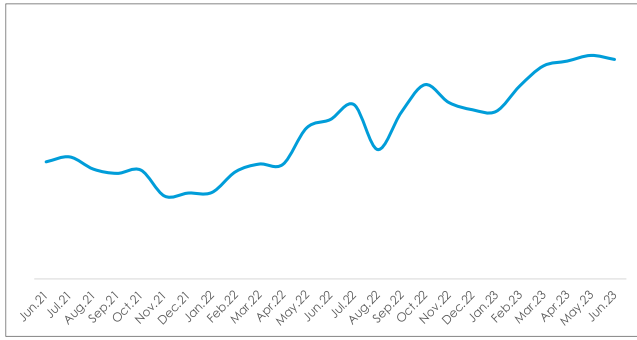
Tracking Trends

June 2023–May 2023 % change

June 2023–June 2022 % change

 <p>Flour</p>	Gaza	-2.1	↓	Gaza	-22.1	↓
	West Bank	-1.1	↓	West Bank	2.1	↑
 <p>Bread</p>	Gaza	-2.9	↓	Gaza	-13.3	↓
	West Bank	-0.7	↓	West Bank	-1.8	↓
 <p>Chickpeas</p>	Gaza	-1.7	↓	Gaza	-5.6	↓
	West Bank	1.0	↑	West Bank	1.2	↑
 <p>Lentils</p>	Gaza	0.0	↔	Gaza	0.1	↑
	West Bank	1.9	↑	West Bank	5.6	↑
 <p>Table Salt</p>	Gaza	0.0	↔	Gaza	15.4	↑
	West Bank	0.0	↔	West Bank	-1.4	↓
 <p>Eggs</p>	Gaza	5.1	↑	Gaza	8.5	↑
	West Bank	9.9	↑	West Bank	45.8	↑
 <p>Corn Oil</p>	Gaza	-1.8	↓	Gaza	13.2	↑
	West Bank	-0.1	↓	West Bank	-0.5	↓
 <p>Chicken</p>	Gaza	-1.4	↓	Gaza	-7.5	↓
	West Bank	-12.3	↓	West Bank	-8.6	↓
 <p>Potatoes</p>	Gaza	9.3	↑	Gaza	9.4	↑
	West Bank	7.3	↑	West Bank	9.4	↑
 <p>Tomatoes</p>	Gaza	6.9	↑	Gaza	4.8	↑
	West Bank	1.6	↑	West Bank	13.5	↑

Exchange Rate (NIS/\$)

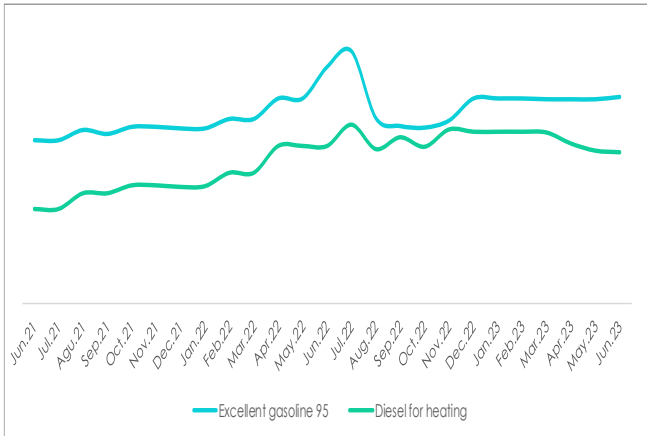


%CHANGE: JUNE 2023/JUNE 2022 = 6.8%

%CHANGE: JUNE 2023/MAY 2023 = -0.4%

In June 2023, the value of the **local currency (NIS) depreciated by 6.8 percent compared to the previous year**, resulting in an average exchange rate of 3.64 NIS per 1 USD. This depreciation was caused by the ongoing investor concerns regarding judicial reforms in Israel that could potentially affect local business operations. A depreciation in currency value makes imported goods more expensive, leading to higher consumer prices. This situation poses a significant challenge for import-dependent countries like Palestine, where domestic production capabilities are limited. The drop in currency value can result in increased consumer prices, which can have a significant impact on inflation and the cost of living for consumers.

Fuel - (NIS/L)

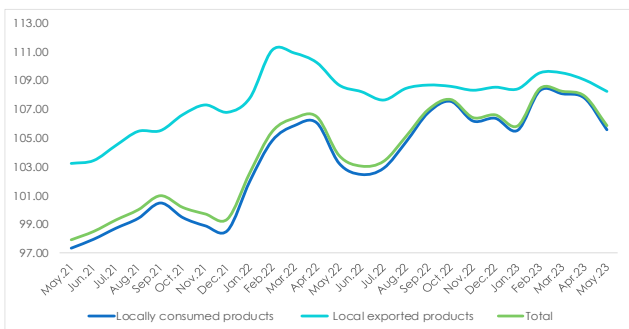


GASOLINE %CHANGE: JUNE 2023/JUNE 2022 = -5.4%

DIESEL %CHANGE: JUNE 2023/JUNE 2022 = -1.3%

In June, the cost of Excellent gasoline 95 increased slightly by 0.5 percent and reached 6.61 NIS per liter. On the other hand, diesel, a fuel commonly utilized for public transportation and heating purposes, saw a slight decrease of 0.3 percent from the previous month, reaching 5.91 NIS per liter. The slight changes in fuel prices in Palestine are primarily influenced by the overall stability in global oil prices and demands. (PCBS)

Producer Price Index (PPI)



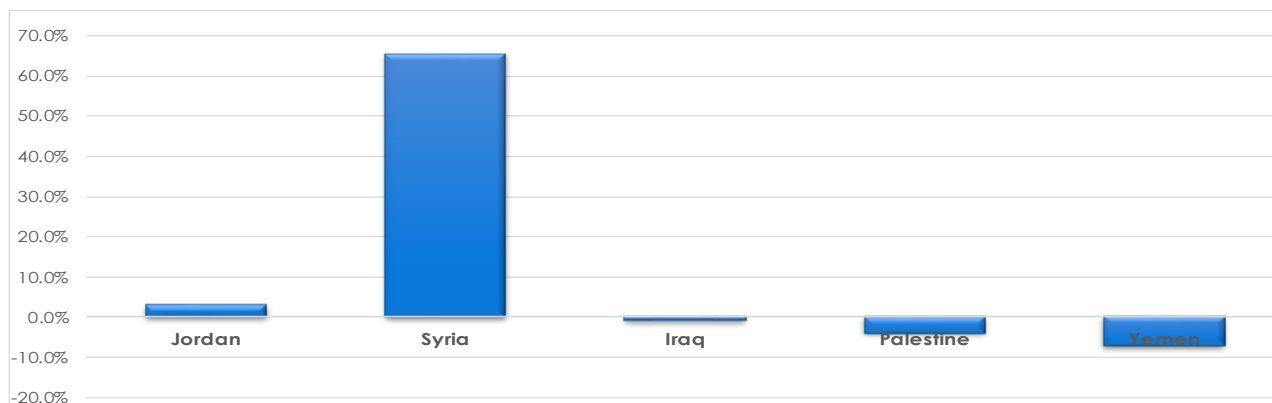
%CHANGE: MAY 2023/MAY 2022 = 2.0%

%CHANGE: MAY 2023/APR 2023 = -1.9%

The overall Producer Price Index (PPI) in Palestine decreased by **1.9 percent in May 2023** (latest available data) compared to April. Locally consumed products also experienced a decrease of 2.0 percent, and local exported products decreased slightly by 0.7 percent. The decrease in PPI was largely attributed to the decrease in electricity, gas, steam and air conditioning supply activities by 5.9 percent, agriculture, forestry and fishing activities by 4.2 percent, and mining and quarrying activities by 2.0 percent, compared to the previous month.

Food Basket Cost

Percentage change in the cost of food basket in the region June 2023/ June 2022



WFP PALESTINE CONTACTS

Mr. Samer Abdeljaber, Representative and Country Director
Samer.Abdeljaber@wfp.org

Mr. Salah Lahham, VAM Officer
Salah.Lahham@wfp.org

Mr. Sobhi Swailem, Programme Assistant (VAM)
Sobhi.Swailem@wfp.org

Prepared by the WFP Palestine Vulnerability Analysis and Mapping (VAM) Unit.

— **vam** | food security analysis —