



World Food  
Programme

SAVING  
LIVES

CHANGING  
LIVES

# Central African Republic

## Annual Country Report 2023

---

Country Strategic Plan  
2023 - 2027

# Table of contents

<b>Overview</b>	<b>3</b>
<b>Operational context</b>	<b>7</b>
<b>Programme performance</b>	<b>10</b>
Strategic outcome 01	10
Strategic outcome 02	13
Strategic outcome 03	15
Strategic outcome 04	17
Strategic outcome 05	19
<b>Cross-cutting results</b>	<b>22</b>
Gender equality and women's empowerment	22
Protection and accountability to affected populations	24
Environmental sustainability	26
Nutrition integration	28
<b>Partnerships</b>	<b>29</b>
<b>Financial Overview</b>	<b>31</b>
<b>Data Notes</b>	<b>36</b>
<b>Annex</b>	<b>38</b>
Reporting on beneficiary information in WFP's annual country reports	38
<b>Figures and Indicators</b>	<b>39</b>
Beneficiaries by Sex and Age Group	39
Beneficiaries by Residence Status	39
Beneficiaries by Programme Area	39
Annual Food Transfer (mt)	40
Annual Cash Based Transfer and Commodity Voucher (USD)	40
Strategic Outcome and Output Results	41
Cross-cutting Indicators	58

# Overview

## Key messages

WFP operated in the Central African Republic (CAR) under the Country Strategic Plan (CSP) 2023-2027 from March 2023, following CSP approval from the Executive Board in February. In line with this, WFP prioritised life-saving assistance, resilience building and a gradual transition to early recovery and conditional assistance. It used its technical, analytical and logistical capacities to strengthen partner convergence around five interlinked strategic outcomes, using a resource-based programming approach.

The drastic reduction in overall funding for humanitarian assistance in 2023 had a major impact on food security - one area with the greatest needs in CAR. Resources transferred from 2022 meant that WFP was 96 percent funded for the provision of food assistance and resilience building in 2023. WFP assisted more than 1.1 million people that lacked regular access to safe and nutritious food through general food distributions, homegrown school meals, resilience building activities and nutrition assistance for the treatment and prevention of malnutrition.

In 2023, the concerted efforts of integrated humanitarian assistance, aimed at reaching zero hunger, together with improvements in agricultural production, led to a significant reduction in the number of households facing food insecurity. In addition, the proportion of households living in poverty was 14 percent lower in December 2023, compared with January 2023.

WFP's improved coordination of humanitarian assistance and increased involvement of local actors (partners, communities and transport providers) enabled the expansion of food assistance into hard-to-reach areas with high security risks and operational constraints, particularly in the east and north-east. However, by December 2023, the protracted socio-economic crisis, persistent violence and resulting human rights violations, and WFP's limited access to the field left 2 million people facing acute food insecurity and in need of humanitarian assistance [1].

Faced with increasing funding constraints and the importance of providing appropriate assistance to the most vulnerable, WFP launched a new targeting exercise in April 2023. This involved six specially selected national and international partners who assessed 42 sub-prefectures in Crisis (IPC 3) or Emergency (IPC 4) food insecurity categories [2]. To focus assistance on the areas most affected by food insecurity, WFP implemented a new geographic prioritisation approach. This involved the identification of the most affected communes and villages within each sub-prefecture (classified as IPC 3 and IPC 4 in the Humanitarian Response Plan) and involved a series of consultations with government and civil society representatives, as well as the communities supported by WFP, to ensure a humanitarian response tailored to actual needs. Finally, lists of targeted households within the communities (validated against the results of the household survey) were uploaded to SCOPE, WFP's information and transfer management platform for people that received assistance. In 2023, WFP digitised all its unconditional assistance and resilience building activities through SCOPE (including food and cash-based modalities). This enabled improved traceability of activities, enhanced monitoring, and greater protection of individuals' data.

WFP distributed 18,000 mt of food (28 percent of target) and transferred USD 12.8 million (26 percent of target) from March 2023. Funding constraints jeopardised the transition to more integrated resilience building activities, and late funding confirmations delayed the transportation of commodities and negatively impacted the availability of food in the country. This situation particularly affected nutrition assistance and school-based programmes.

In this context, WFP prioritised local purchases whenever possible, including 1,015 mt of local commodities. However, the inadequate national infrastructure prevented the required levels of food quality and storage from being achieved locally. WFP continued to integrate health and nutrition activities into its portfolio, while using the home-grown school feeding as an entry point to strengthen local food systems. This progress was also the result of active engagement with the CAR Government to jointly advocate for increased multiyear funding opportunities with sustainable impact targets.

By the end of 2023, WFP had prioritised two key areas: general food assistance (crisis response) in sub-prefectures facing an Emergency food security situation (IPC 4); and nutrition interventions in IPC 4 sub-prefectures and hotspots identified by the nutrition cluster as having high rates of acute malnutrition and food insecurity. Resilience and early recovery were prioritised in communities facing a Crisis level food insecurity situation (IPC 3). Limited funding projections may prevent WFP from effectively transitioning to early recovery and more integrated resilience and livelihoods activities even where this is feasible and relevant.

# 1,126,101

Total beneficiaries in 2023

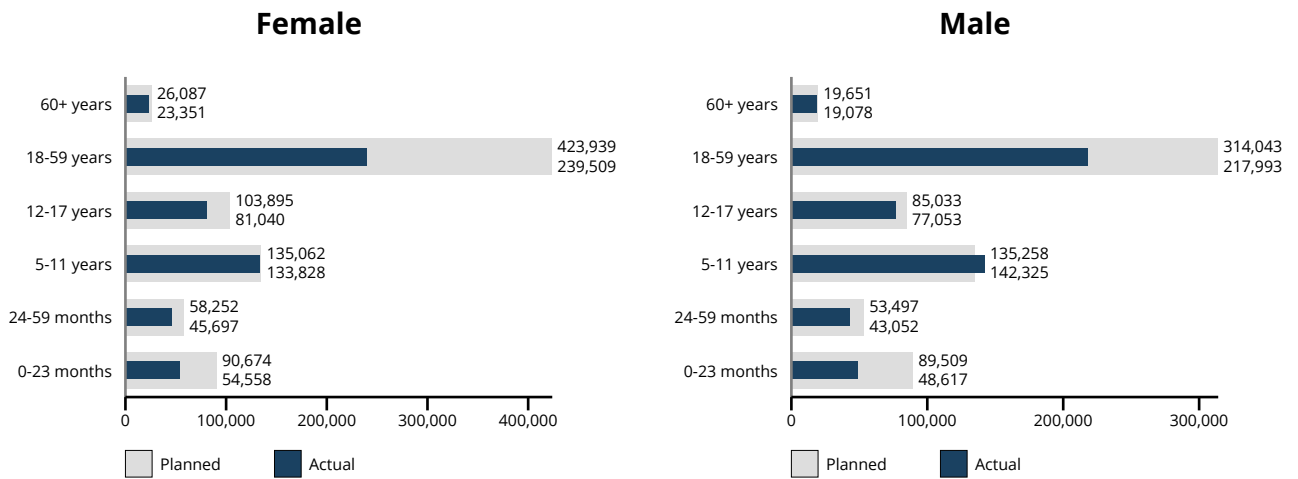


51% female

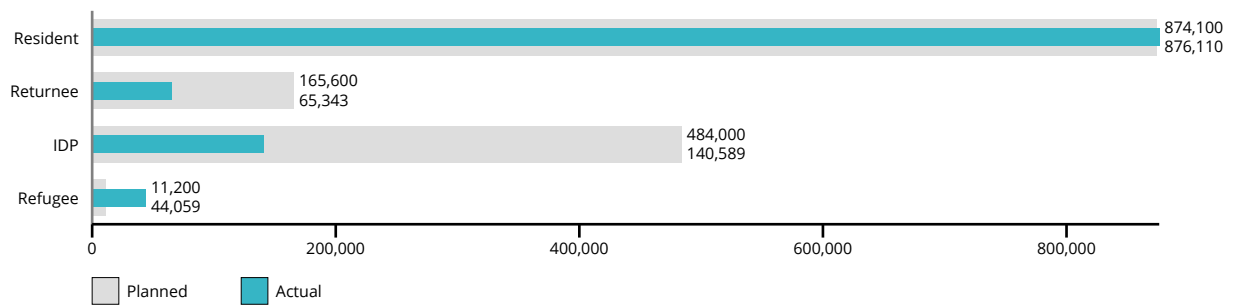


49% male

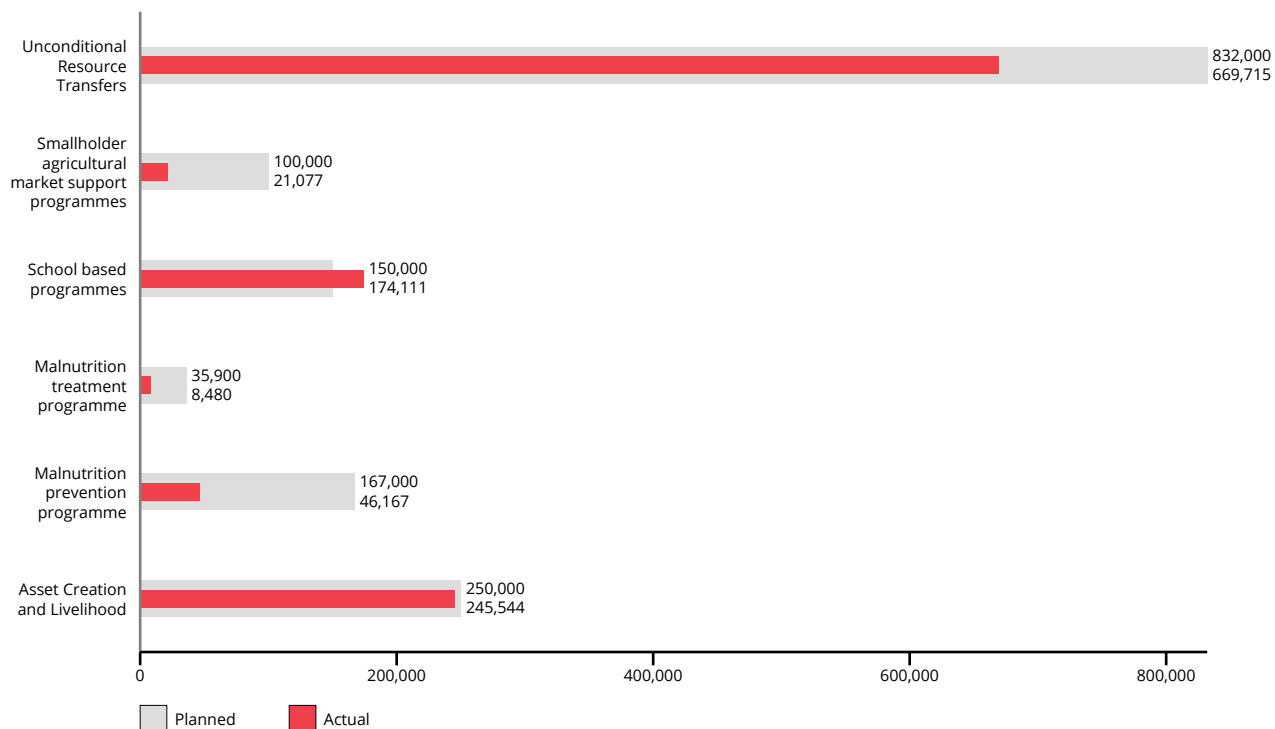
## Beneficiaries by Sex and Age Group



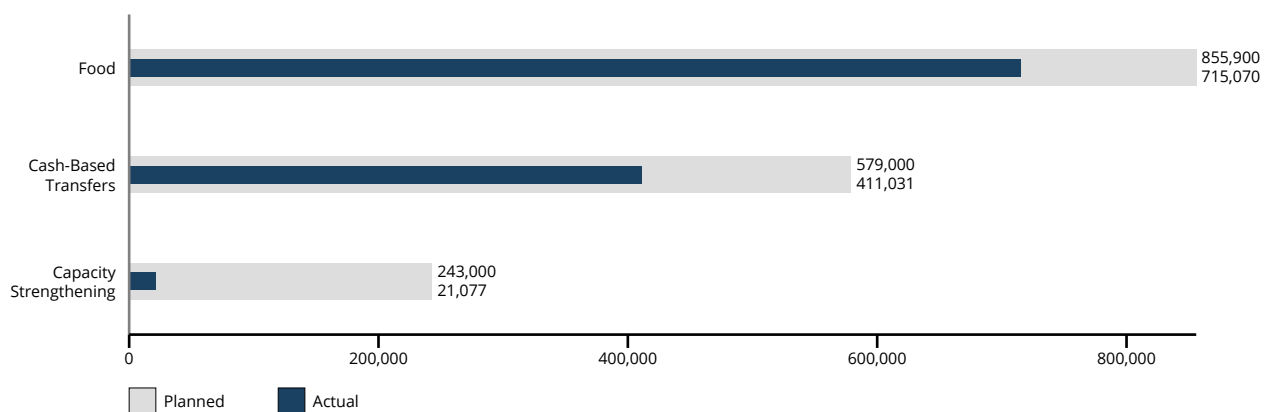
## Beneficiaries by Residence Status



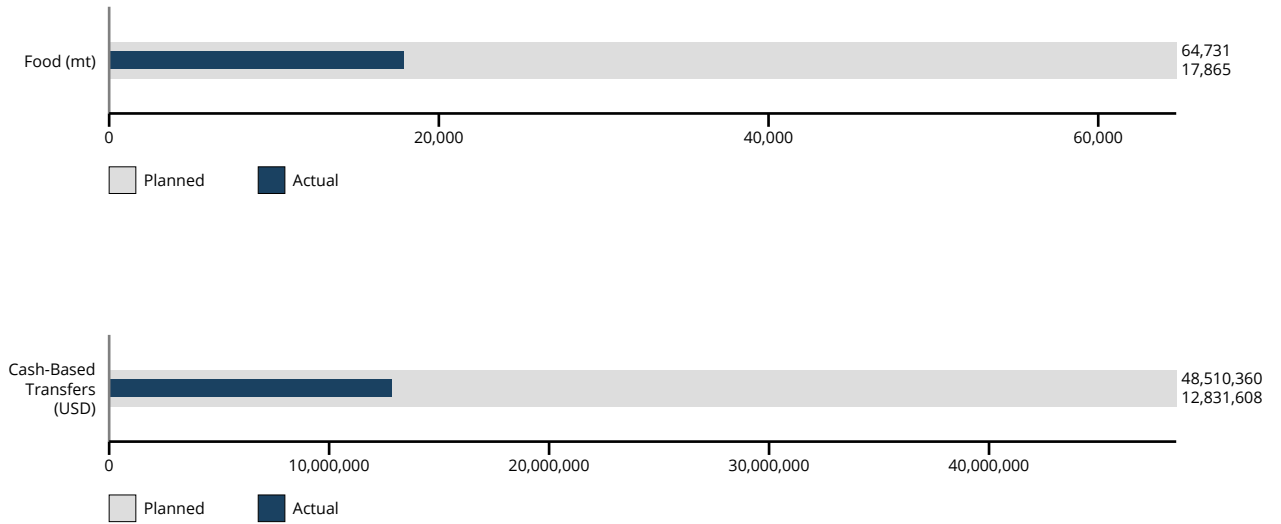
### Beneficiaries by Programme Area



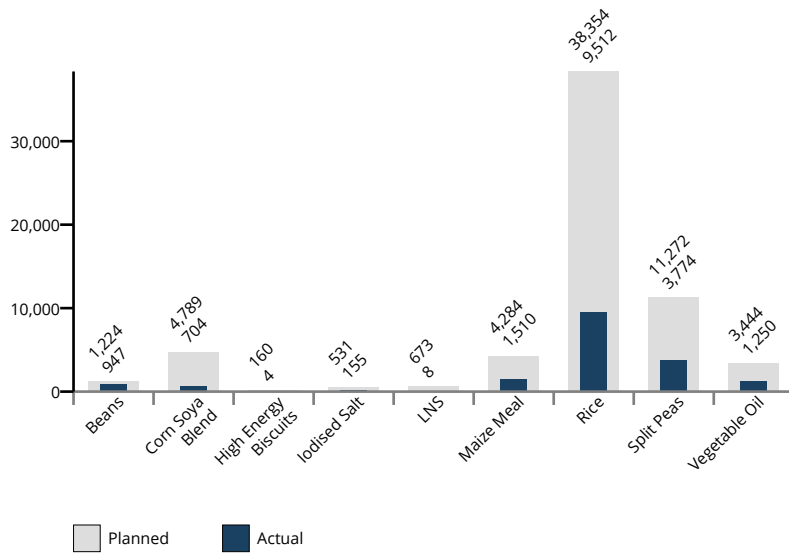
### Beneficiaries by Modality



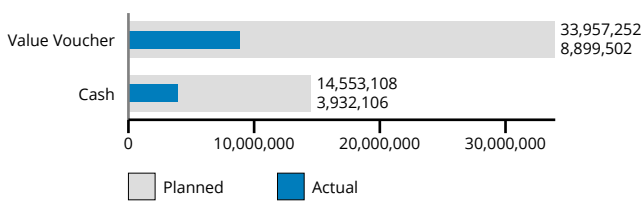
### Total Transfers by Modality



### Annual Food Transfer (mt)

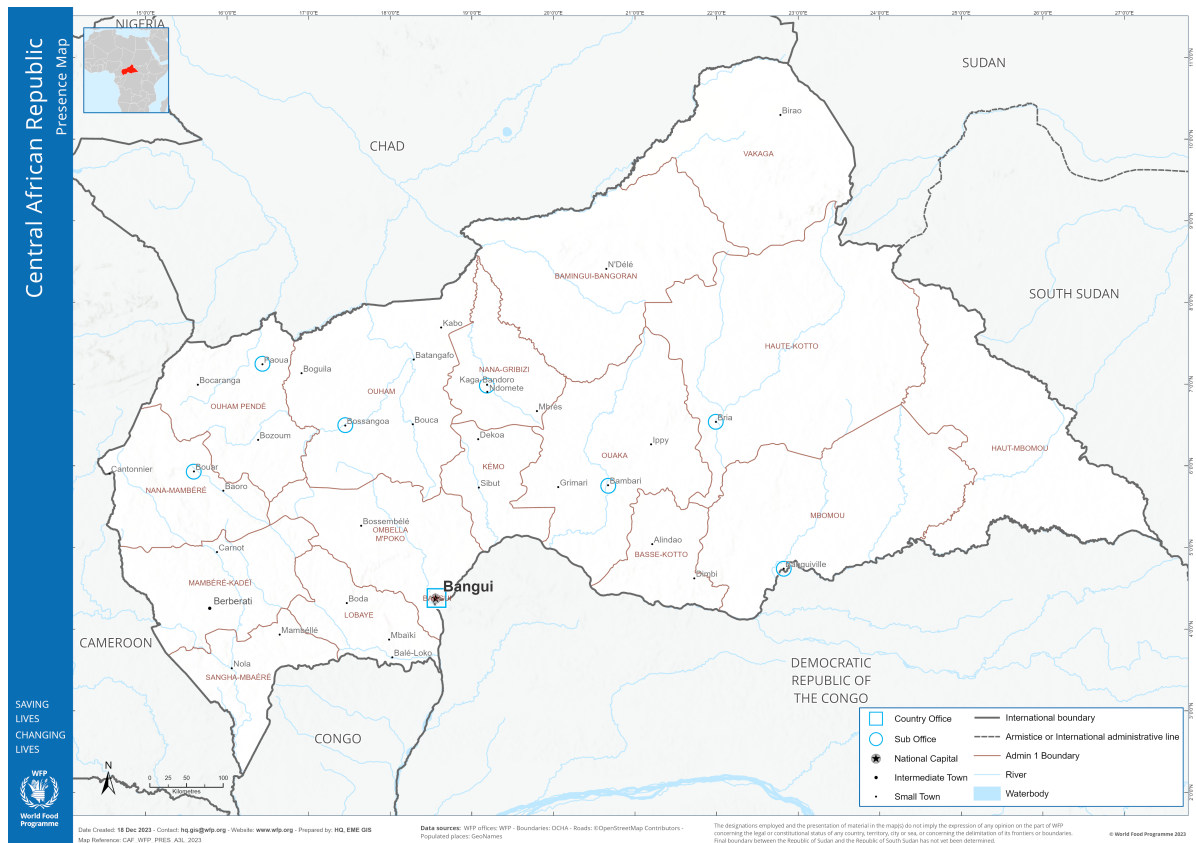


### Annual Cash Based Transfer and Commodity Voucher (USD)



# Operational context

## WFP country strategic plan 2023 - 2027 started in March 2023



The Central African Republic (CAR) is one of the most fragile countries in the world [1] and food security remains a national priority. In 2023, 3.4 million people needed humanitarian assistance (10 percent more than in 2022). Persistent violence and human rights violations contributed to its ranking as the ninth most dangerous country in the world [2], which resulted in significant humanitarian access constraints. Multiple global crises drove local inflation, including the Ukraine crisis and the impacts of global socio-economic and fuel crises (including increased costs of transportation). These factors contributed to a deterioration of people's livelihoods, with 33 percent of the population facing acute food insecurity. This included 351,000 people facing Emergency (IPC 4), only one step from Catastrophe/Famine (IPC 5) [3]. At the beginning of the lean season, three out of four households had no food, while only one in three had developed strategies to meet their minimum food needs.

The 2023 multi-sectoral needs assessment reported that although the number of food insecure people remained critical, the percentage of households with a Poor consumption score had decreased by 58 percent. This slight improvement was reflected by the 47 percent increase in households with an Acceptable food consumption score. A comparison of 2022-2023 food insecurity analyses revealed a clear improvement in the north-west and centre of the country [4]. Additionally, and for the first time in several years, the number of new internally displaced persons (IDPs) remained stable throughout 2023, at 505,000 [5]. There was also a trend towards increased spontaneous returns; as of January 2023, the number of refugees and returnees almost tripled following conflicts in neighbouring Chad and Sudan. Displacements exacerbated food needs in areas with already limited resources and exposed displaced people to various risks. The number of people in need of nutritional assistance decreased by 23 percent, however, the number of acutely malnourished pregnant and breastfeeding women and girls (PBW/G) increased by 15 percent [6]. CAR suffers from a severe lack of infrastructure in the health, education and transport sectors, which requires close cooperation between the Government and humanitarian actors to strengthen the country's capacity to better withstand further crises, and to transition to a more resilient nation with improved livelihoods for all.

**In 2023, WFP prioritised its emergency response in CAR.** It provided unconditional access to food for IDPs, refugees, returnees and crisis-affected host communities - including children aged 6 to 59 months, PBW/G, and anti-retroviral treatment clients - through food distributions and malnutrition treatment. WFP adjusted food rations to provide a 535-gram ration per person per day for six months to newly displaced and/or shock-affected people. People at Emergency (IPC 4) level received a 75 percent ration (405 grams) for six months, and people facing Crisis (IPC 3) received a 66 percent ration (355 grams) for six to nine months. This allowed them to manage with very limited resources while supporting their transition to early recovery. However, during the lean season, WFP was only able to assist 35 percent of those in need due to funding constraints.

**WFP supported the Ministry of Health and Population to prevent moderate acute malnutrition among 46,000 children aged 6 to 23 months and PBW/G** through a simplified and more integrated approach to malnutrition management. Nonetheless, critical funding gaps and in-country pipeline interruptions to supplies of specialized nutritious foods and delivery of school feeding hampered the prevention of malnutrition within PBW/G and temporarily disrupted school-based assistance. WFP however increased the geographic coverage of nutrition assistance to nine prefectures and **supported the Ministry of National Education** to provide school meals using locally sourced products reaching 16 percent more school children than originally planned. WFP also integrated nutrition considerations into the agricultural, health and education components of the food system.

**WFP provided conditional transfers to 246,000 people to support asset creation and improve access to markets.** In-kind assistance increased by 56 percent, compared with 2022, due to the lack of funding for cash transfers. WFP continued to promote local production and productivity, procuring 1,015 mt of beans, maize, rice and sorghum locally. WFP improved its integration of resilience building elements within nutritional and educational objectives through the home-grown school feeding programme. This increased local farmers' access to markets and improved education systems. The number of people reached by WFP's resilience activities was a quarter of all people supported in CAR - the goal is to increase this to 63 percent by 2027.

**WFP began 2023 with a comprehensive prioritisation framework for national capacity strengthening activities in CAR.** Despite a large funding gap, WFP continued to strengthen its coordination with the Government in prioritising institutional capacity-building efforts to enable joint contributions to the Zero Hunger agenda. This included efforts to strengthen national capacities to better adapt to future shocks through the development of an early warning system. WFP supported 32 partners to improve their capabilities for the design and management of food security and resilience programmes. It is also prioritising the implementation of a strong social protection system in CAR.

**WFP's common services platform remained vital for supporting the humanitarian community.** The United Nations Humanitarian Air Service (UNHAS) expanded humanitarian access to hard-to-reach areas in the east and south-east. The Global Fund project supported the Government in improving the management of medical supplies, covering 60 percent of all health facilities in the country. The Emergency Telecommunication Cluster (ETC) provided access to information and community feedback mechanisms in the largest IDP camps and facilitated communication with humanitarian actors, but it transferred all activities to local actors in July 2023 due to lack of funding. Finally, the WFP Logistics Cluster facilitated emergency air freight and shared warehousing services for 107 humanitarian organization partners.

WFP launched CSP 2023-2027 in March 2023, contributing to the Sustainable Development Goals of Zero Hunger (SDG 2) and Partnerships for the Goals (SDG 17). It also enabled progress on SDG 1 (No Poverty), SDG 3 (Good Health and Well-being), SDG 4 (Quality Education) and SDG 5 (Gender Equality).

## Risk management

Funding significantly reduced in 2023, with funds confirmed later than expected. The food security sector experienced a critical reduction in overall funding with only 42 percent funded against the 2023 Humanitarian Response Plan [7]. The delayed availability of funds hampered WFP's capacity to rapidly procure and preposition commodities throughout CAR.

The situation worsened following the crises in neighbouring Sudan and Chad, increasing humanitarian needs in the north-east and north of the country. The rainy season started earlier and lasted longer than usual, which significantly worsened humanitarian access and infrastructure conditions, increasing the lead time required for the transport of goods. Meanwhile, the intensification of armed conflicts in the north-east and north-west challenged the effective implementation and monitoring of activities in some areas. Military escorts and a strong community acceptance of WFP were essential to the pursuit of humanitarian assistance in some areas. The use of humanitarian flights helped WFP access isolated areas, but the limited availability of Jet-A1 fuel in CAR also hampered them.

Prices of basic food commodities increased from 2022 to 2023, compared to the five-year average, while imports from neighbouring countries also slowed due to the international fuel crisis, poor domestic road conditions, and transport



taxes. Overall, the monetary value of food rations distributed by WFP in CAR continue to increase (between USD 77 and USD 98, depending on the area) as of December 2023 [8]. WFP strengthened its monitoring activities and improved the presence of cooperating partners in shops and during distributions to ensure that prices set during joint price-setting meetings (involving people assisted by WFP before each distribution) were respected.

In the face of a high-risk operational environment, WFP launched a reassurance action plan in 2023. This plan bolstered safeguards and controls to guarantee that WFP assistance is exclusively delivered to the intended beneficiaries.

## Lessons learned

WFP maintained its crisis response, with an increased focus on local and national capacities, and continued to ensure deeper integration across programming areas, including conflict-sensitive targeting, nutrition, gender and protection, and accountability to affected populations.

WFP increased its monitoring and evaluation to support an evidence-based strategic orientation and decision-making processes. The digitisation of assistance through the SCOPE platform facilitated the identification of people supported by WFP and the reconciliation of data.

In parallel, the relative lull in the socio-political crisis provided an opportunity for increased investment in early recovery initiatives. This allowed emergency assistance to be refocused on people newly affected by shocks, while strengthening people's capacities to better cope with the multiple crises they face (and may face in the future). However, limited funding could cripple ongoing activities such as these.

Enhancing internal controls as per the Global Reassurance Plan, WFP implemented more stringent tracking systems and warehouse management while bolstering staff and partners capacities on monitoring and risk management after a 360 performance evaluation was conducted. The rollout of the SCOPE system also strengthened beneficiary verification procedures. WFP also received strong support from the Government and its Central African Food Aid Management Unit on the high-risk related initiatives.

# Programme performance

**Strategic outcome 01: Crisis-affected populations in the Central African Republic, including refugees, internally displaced persons, returnees and host populations with or without disabilities, are able to meet their food and nutrition needs during and in the aftermath of crises.**



**59 percent** of crisis-affected households had an **acceptable food consumption score**



**6 percent** increase in the recovery rate for **moderate acute malnutrition treatment**

Despite a relative improvement in food security compared to previous years [1], the Central African Republic (CAR) faced persistent humanitarian needs. The number of people in need of nutritional assistance decreased by 23 percent from 2022, however, the number of PBW/G that suffered from acute malnutrition increased by 15 percent. Strategic outcome 1 helped WFP stabilise the food and nutrition security situation among 670,000 refugees, internally displaced persons (IDP), returnees and host populations in the most food insecure areas of CAR. Through WFP's general food distributions and the assistance package for the treatment of moderate acute malnutrition (MAM), women, men, children aged 6 to 59 months, pregnant and breastfeeding women and girls (PBW/G) and people living with HIV (PLHIV) were able to meet their acute food and nutrition needs.

Since April 2023, the intensification of conflicts in neighbouring Sudan exacerbated the needs of 130,000 people [2] already facing critical needs in five sub-prefectures in the north and north-east. The presence of non-state armed groups and intercommunal conflicts on the Chadian border forced almost 40,000 Chadian refugees and CAR returnees to flee to the north-west. Overall, WFP assisted eight times more refugees than in 2022, despite significant access and supply challenges [3].

Strategic outcome 1 remained the largest component of WFP operations, specifically general food distributions, which accounted for 59 percent of WFP expenditure. However, critical funding constraints forced the organization to prioritise both general food distributions and nutritional assistance to people facing Emergency levels of food security (IPC 4). This included a focus on prepositioned food in hard-to-reach areas prior to the rainy season and 2,300 mt of food to support the Sudanese refugee response in the north-east (only accessible by air from June to December due to heavy rains). WFP extended prepositioning to both reduce delays and ensure the continuity of assistance. WFP also prioritised cash-based transfer (CBT) assistance in the south-east during the rainy season to address the limited availability of commodities in the region and to capitalise on functioning local markets. In isolated areas, prepositioned stock covered humanitarian needs until December 2023. Further prepositioning could not be carried out as excessive rain made roads inaccessible. Due to delayed food transport and the limited availability of specialized nutritious food in-country, WFP only reached 52 percent of children targeted, while 10,000 PBW/G that were initially targeted could not be reached. WFP adjusted its food rations to provide newly displaced and/or shock-affected people with a ration of 535 grams per person per day for six months. In addition, people at Emergency level (IPC 4), received a 75 percent ration (405 grams) for six months, and people facing Crisis (IPC 3) received a 66 percent ration (355 grams) for six to nine months. These activities were followed by a reassessment regarding the possible inclusion in complementary activities to help facilitate early recovery and a transition to resilience interventions.

WFP provided general food distributions to 84 percent of people initially intended for assistance. This included the provision of 15,000 mt of commodities and USD 10.3 million through cash and vouchers. Widespread insecurity, as well as major access constraints, lack of transportation and irregular escorts hampered WFP distributions. Wherever possible, WFP shifted towards CBTs. Furthermore, 100 percent of CBT and in-kind assistance for the crisis response [4] was digitised using SCOPE, an information and transfer management platform that manages the details of people WFP assists. WFP provided hot meals and dry food rations to 10,000 Sudanese refugees and Central African returnees in the east and assisted 33,000 Chadian refugees with food distributions in the north-west.

WFP and the United Nations Children's Fund (UNICEF) supported the Ministry of Health and Population to treat moderate acute malnutrition (MAM) in 18,400 children aged 6 to 59 months, as well as PBW/G and PLHIV through

targeted supplementary feeding across 92 health facilities. WFP provided nutritional support in five prefectures where the acute malnutrition rate was equal to or higher than 5 per cent, in line with World Health Organization guidelines [5]. People supported by WFP were identified through community screening campaigns and the use of the national acute malnutrition management protocol. WFP's treatment programme delivered a 90 percent recovery rate [6] among 8,000 newly admitted children aged 6 to 59 months that were suffering from MAM and treated with specialised nutritious food. Due to the shortage of specialized nutritious food in-country (caused by long lead times for arrival), WFP distributed Super Cereal and fortified vegetable oil to only 250 malnourished PLHIV undergoing antiretroviral treatment (ART), although 8,000 PLHIV received cash-bashed assistance. This promoted nutritional recovery and adherence to ART treatment, which was complemented by nutrition education sessions for malnourished PLHIV at 47 of 99 ART sites nationwide [7].

In the north-west region of the country, 192 previously supported PLHIV were provided with technical knowledge, materials, and agricultural equipment. This enabled them to cultivate 16 hectares of sesame, pulses and groundnut. The resulting produce served as a source of personal sustenance, while also providing an opportunity for income generation through sales. This, in turn, significantly boosted their purchasing power.

WFP's first strategic outcome was aligned with the National Recovery and Peacebuilding Plan's first pillar (promote peace, security and reconciliation), as well as contributing to the first objective of the 2023 Humanitarian Response Plan. WFP worked with 16 international and national cooperating partners to reach the most remote populations, especially during the rainy season.

WFP implemented programmes for the treatment of MAM with the Ministry of Health and Population, the District Health Management Team and the Regional Health Management team. However, the late signing of a memorandum of understanding delayed the implementation of nutrition assistance. Similarly, WFP and the Ministry for Humanitarian Action, Solidarity and National Reconciliation jointly implemented strategic outcomes 1 and 4, according to a co-designed annual action plan. This strengthened the coordination of emergency assistance to crisis-affected populations, and their early recovery by building the capacity of communities to cope with future shocks.

WFP worked together with UNICEF to deliver nutrition assistance, and with the Joint United Nations Programme on HIV/AIDS (UNAIDS) to specifically assist malnourished PLHIV. Building on the global agreement between WFP and the United Nations High Commissioner for Refugees (UNHCR) for the assistance to refugees and asylum seekers, a tripartite agreement for food assistance to Sudanese refugees in the north-east was signed. Through the same global agreement, food assistance was also provided to Chadian asylum seekers, using lists of people that UNHCR supported.

Finally, WFP provided emergency assistance to 85,000 newly displaced people through the Rapid Response Mechanism (RRM), under UNICEF's lead. WFP had primarily provided ready-to-use high energy biscuits, but a new RRM approach was implemented from September 2023. As such, assistance was categorised according to the status and level of vulnerability of the individual/household and aligned with the ration adaptation strategy (100, 75, or 66 percent) and duration of assistance (three, six or nine months) according to the duration of displacement. The new stages of RRM intended to help manage people between the phases of emergency response and early recovery, whilst enabling WFP to work more closely with all RRM actors to refine needs assessments and alerts. This collaboration should continue to improve access to all new IDPs, refugees and returnees in the country.

Given the increased funding constraints, a new targeting exercise was launched in April 2023 across 42 sub-prefectures classified as Crisis (IPC 3) or higher, to prioritise the most food insecure areas. WFP implemented a new geographical prioritisation approach to establish lists of the most affected communes and villages. Strong awareness-raising campaigns involving the local authorities were needed to promote understanding of the exercise among the targeted population, which delayed its implementation. Once approved, the lists of targeted households were uploaded into SCOPE. New lists in the IPC 3 and IPC 4 edge zones, combined with the RRM strategy, were critical to reducing unconditional assistance and transition to early recovery. These strategies were based on in-depth household food security assessments, taking into account the overall context, harvest seasons and market assessments, as well as protection and gender analyses.

## **WFP GENDER AND AGE MARKER**

CSP ACTIVITY	GAM MONITORING CODE
Provide lifesaving assistance to crisis-affected populations to meet their basic food and nutrition needs and support their early recovery	3 - Fully integrates gender
Provide an integrated assistance package for the treatment of moderate acute malnutrition to children 6 to 59 months, PLW/Girls and provide nutrition assessment, counselling and support for PLHIV/TB clients on ART/DOT in crisis affected areas	3 - Fully integrates gender

## Strategic outcome 02: Nutritionally vulnerable and shock affected populations (including indigenous peoples) with or without disabilities in targeted areas have improved nutrition, health and education and enhanced access to safe and nutritious diets and school feeding in line with national standards by 2027.



**55 percent** of the eligible population received **nutrition preventive assistance**



**292 schools** distributed **healthy school meals** with WFP support

Under strategic outcome 2, WFP supported local schools and health districts to improve nutrition among shock-affected populations through the provision of nutritional food, health education and home-grown school meals. In 2023, WFP reached 220,300 people, including children aged 6 to 23 months, schoolchildren, and pregnant and breastfeeding women and girls (PBW/G), as well as successfully contributing to the development of local markets and supply chains.

Nutrition assistance was critical given that the overall level of chronic malnutrition in the Central African Republic (CAR) was 38 percent (with eight prefectures at 40 percent) [1]. Malnutrition also affected almost 10 percent of PBW/G nationally. The country's health sector remained underfunded, with access to basic social services being limited in some parts of the country, while 1.5 million people in the education sector needed humanitarian assistance [2]. Socio-structural factors, combined with population displacement and a lack of teachers in rural areas impacted people's access to education and school's retention of students. WFP helped improve access by involving communities in the implementation of school-based educational programmes for children. School gardens were also created to supply school canteens and local communities, while WFP encouraged people to reinvest their agricultural income in the rehabilitation of local schools.

While these results were positive, critical funding gaps impacted the implementation of this strategic outcome in 2023. WFP saw shortages of specialized nutritious food and school-feeding commodities, including cereals and pulses. This hindered malnutrition prevention activities and intended targets were not reached; only 39 percent of children aged 6 to 59 months and 12 percent of PBW/G were assisted. However, this was an improvement on the 2022 implementation of this activity, when only 12 percent of children and no PBW/G were assisted. The recent analysis of moderate and severe acute malnutrition confirmed that inadequate funding negatively affected the coverage of both prevention and nutrition management activities [3].

Similarly, WFP was only able to distribute 46 percent of planned school meals due to the lack or delayed availability of certain food commodities. This affected the provision of daily meals to schoolchildren. Reduced rations were distributed in Ouham Pende, Ouham and Ouaka prefectures while distributions were delayed throughout the country. WFP's adaptive assistance allowed it to reach 116 percent of children targeted (46 percent girls) in the 2022-2023 school year, albeit with less regularity. However, WFP faced a complete funding gap from December 2023, which affected activities in the following school year.

Insecurity, access constraints and critical delays in deliveries from Douala (Cameroon) all challenged the implementation of strategic outcome 2. These factors prevented optimal delivery of WFP's nutrition activities and forced a temporary interruption of school-feeding activities in the south-east.

Under the supervision of the Ministry of Health and Population, WFP and eleven partners distributed 578 mt of specialized nutritious food and fortified food intended to prevent malnutrition and improve the nutritional status of children aged 6 to 23 months and PBW/G. By contracting more partners than in 2022, WFP increased its coverage of malnutrition screening at the community level - 28,500 children aged 6 to 59 months were screened at distribution sites in nine prefectures [4]. Of these, 23,000 received WFP's nutritional assistance, in addition to 6,000 PBW/G. Five percent of children screened were identified as either moderately or severely malnourished, then referred to the nearest health facility for treatment. From July 2022 to July 2023, WFP and UNICEF (with support from the Ministry of Health and Population) undertook an operational pilot study for the simplification of acute malnutrition management (moderate and severe) in Kémo and Ouaka prefectures. Through this integrated approach, WFP supported partners *Cooperazione Internazionale* and *Global Social Action* in prevention activities at the community level during the lean season, while UNICEF supported *Community Humanitarian Emergency Board* and *Médecins d'Afrique* in the treatment of acute malnourished children (led by the *International Rescue Committee*). In Kémo and Ouaka, an additional 13,000 children

aged 6 to 59 months were screened. This revealed that almost 2 percent of children were suffering from moderate to severe malnutrition. All cases of malnutrition were referred to the nearest health facility, and 10,456 children aged 6 to 23 months received Super Cereal Plus as part of a prevention programme. The pilot study demonstrated the effectiveness of the simplified protocol for children aged 6 to 59 months, with a recovery rate of almost 83 percent. Efforts must continue to reduce the dropout rate.

In 2023, WFP and the Ministry of National Education increased the number of schoolchildren reached through school-based programmes by 3 percent [5]. WFP worked with UNICEF, the Food and Agriculture Organization (FAO) and seven cooperating partners to promote the use of locally produced food in school feeding programmes, which encouraged community participation in the education system. While 20 percent of food for school meals was purchased locally in the north-west during the year, WFP aims to purchase 100 percent of food locally by the end of the Country Strategic Plan 2023-2027. The CAR Government prioritised home-grown school feeding, and expressly requested WFP to support and scale up implementation. The aim is to use school-based programmes as an entry point for building strong local food systems, nationwide. In-depth discussions were held between government technical focal points and WFP on the National School Feeding Strategy. These discussions resulted in WFP’s concept note being presented to the Prime Minister in November 2023 which framed the strategy’s operationalization. However, there were very few procurement opportunities in CAR due to low production capacities of farmers’ organisations, unavailability of food in local markets and lack of storage capacity.

School canteens have become the entry point for building food systems in the Central African Republic (CAR). This approach has been successful, particularly in the north-western prefecture of Ouham Pende. At the Bétokomia 1 school, WFP and FAO organized community members into smallholder producer groups. These groups support school meals through food production. The income generated by school gardens has funded the construction of school classrooms, the salaries of parent-teachers, and the purchase of equipment such as chalk and pens. Since 2015, WFP has purchased 11,000 mt of food in the Ouham Pende prefecture (at a value of USD 1.9 million), half of which was used in school-based programmes. To further benefit from the CAR National School Feeding Strategy, WFP is working closely with the Government to expand the home-grown school feeding programmes beyond the north-western prefecture.

As the CAR school year ended in mid-June 2023 (for most schools), WFP supported the Ministry of Education in the distribution of food provided by national sponsors to Ombella Mpoko schools (south-west) in the form of take-home rations. In parallel, WFP planned to digitise school-based support through the School Connect system. This digital monitoring tool will allow WFP to better track school attendance, students’ daily meal consumption and food stocks, enabling better planning. A pilot phase will be implemented in the Ombella Mpoko prefecture (near the CAR capital Bangui) in 2024.

Gender considerations were integrated within school-based programmes. This included canteen management committees and the parents’ associations, where women and men were equally represented, but also in kitchens, where cooks - who are mostly women - gained knowledge about nutrition and cooking practices to help strengthen their roles in society. Women and men were equally encouraged to take up employment in schools, community gardens and in rehabilitation. WFP prioritised nutritional assistance based on people’s age (e.g. children under 59 months), and their status as PBW/G. In parallel, WFP ensured that men were actively involved in nutrition awareness sessions, as women and men ultimately share the responsibility for their household’s food and nutritional security.

## WFP GENDER AND AGE MARKER

CSP ACTIVITY	GAM MONITORING CODE
Provide a comprehensive, health and nutrition package to targeted groups for the prevention of malnutrition	3 - Fully integrates gender
Provide nutritious school meals to schoolboys and girls in targeted areas in a way that promotes local production, school retention and reduces gender and ethnic discrimination	3 - Fully integrates gender

## Strategic outcome 03: Food insecure and shock-affected populations in targeted areas have improved livelihoods and more resilient and sustainable food systems by 2027.



**57 percent** of households had an **acceptable food consumption score**



**98 percent** of targeted people benefited from WFP's **asset creation activities** and improved **access to local markets**



**1,154 metric tons** of food procured through WFP-supported **smallholder farmer groups**

Under strategic outcome 3, WFP supported the CAR Government in addressing the immediate food needs of food-insecure and shock-impacted communities through cash, vouchers, or food transfers. Concurrently, it fostered the development of productive community assets to bolster livelihoods, enhance resilience to shocks, and foster social cohesion and peacebuilding. WFP also provided technical assistance to improve the productivity and food consumption of farmers. This helped strengthen their access to markets and increase their capacity to supply school canteens through home-grown school feeding.

Building on the initiatives begun under the previous Country Strategic Plan (CSP), WFP continued to facilitate a structured transition from unconditional humanitarian assistance to resilience strategies with a strong nutrition approach. To achieve this, all activities were progressively concentrated in the same localities in ten prefectures [1] to maximise impact for people in need. Through participatory community planning, WFP accurately identified the needs and goals of the communities. This approach allowed community members to be engaged in a three-month cycle of support. At the end of this period, WFP initiated a process aimed at building the skills and self-reliance of people assisted. The aim was to gradually reduce unconditional assistance. To achieve this, WFP, through the Food Security Cluster, worked on adjusting rations as part of the strategy to gradually lessen the unconditional assistance provided. This approach was designed to ensure a smooth transition to self-reliance for people in need.

However, unlike 2022, this transition to more integrated resilience building activities was jeopardised by funding constraints that led to a temporary suspension of resilience-building activities by September 2023. Despite this limitation, WFP reached 98 percent of the total number of people it had planned to assist in 2023 [2] by reducing the planned duration of assistance from nine to six months. Overall, 246,000 people benefited from the distribution of 905 mt of food and USD 2.2 million in cash-based transfers (CBT).

In areas with functioning markets, WFP prioritized CBTs over direct food distribution. However, due to limited funding for CBT operations, WFP had to continue with direct food distribution in four prefectures, even in areas where it had initially planned to use CBTs. In 2023, WFP transferred 45 percent fewer CBTs than in 2022 and only targeted three prefectures even though people receiving assistance clearly preferred CBTs. With sufficient funding in 2024, WFP plans to increase the use of CBTs. This will give people more flexibility to buy agricultural inputs and meet other family expenses.

Most of the achievements under this strategic outcome were related to the World Bank-funded Emergency Food Security Response Project (PRUCAC). WFP, together with the Food and Agriculture Organization (FAO), is supporting the Ministry of Agriculture and Rural Development in the implementation of this project. PRUCAC promotes market access for smallholder farmers and secures seeds through the provision of food aid, thus preventing the consumption of seeds reserved for planting.

WFP views school-based programs as a key to robust food systems. Home-grown school feeding projects, based on local production, aim to improve meal quality and generate surplus for school or household expenses. Nearby communities are encouraged to form cooperatives for cereal production. WFP and the Government will continue to support local producers. Additionally, WFP is collaborating with the University of Bangui to enhance technical support in the food security sector. Thus, through the PRUCAC project, WFP is increasingly integrating resilience activities into local school feeding programmes by supporting smallholder farmer groups to supply local school canteens.

Over 21,000 households were organized into groups, then cooperatives. Local purchases were subsequently made from 795 farmer cooperatives, supplemented by the distribution of 169,000 post-harvest tools. This included training in post-harvest management and cooperative farming. However, funding shortfalls limited workshop organization and planning activities. Despite aligning with requests for conditional assistance to boost production and independence, these shortfalls led to reduced rations and limited support, hindering smallholder farmers from fully benefiting from

market access and achieving sales targets.

WFP engaged the targeted population in fortifying the educational system, simultaneously fostering job creation, enhancing local productivity, and stimulating economic growth. In 2023, 300 mt of cowpeas were procured locally in the north-west, then distributed in 118 school canteens in three sub-prefectures. Later in 2023, WFP, the Ministry of Agriculture and Rural Development and the African Development Bank discussed WFP's involvement in building kitchens, storage facilities and refectories in school in two additional prefectures [3]. The agreement was signed in December 2023.

While WFP promoted local food production, it encountered numerous obstacles such as limited farming capacity, scarcity of food in local markets, low quality of local food, and insufficient infrastructure for quality control of local food supplies. Consequently, WFP could only procure 1,154 mt locally, falling short of the 3,000 mt planned for 2023, mirroring the procurement levels of 2022.

WFP worked with eleven national and international non-governmental organizations and maintained its strong collaborative partnership with the Ministry of Agriculture and Rural Development to build strong food systems in CAR. WFP worked with the technical services of the Ministry of Agriculture and Rural Development - namely the Agricultural Development National Agency - to support farmer-groups and cooperatives in the development of food value chain activities.

Furthermore, the WFP-FAO complementarity in implementing PRUCAC was seen as a best practice; FAO distributed seeds, and WFP provided food rations to protect seeds and non-food items to encourage cereal crops. WFP still aims for a stronger coordination with FAO and the International Fund for Agricultural Development (IFAD) to better structure and train smallholder farmers' organizations and further strengthen national food systems. WFP will intensify its collaboration with other development actors [4] in the food security sector to complement its operational capacity with their respective areas of expertise.

If significant financial support is not secured in 2024, efforts to build resilience could be disrupted and local procurement could come to a halt. This could potentially impede ongoing progress and affect people's abilities to meet basic needs such as food, health and education. As a result, the risk of malnutrition could escalate, while agricultural production organisations could experience a decline in sales, leading to a corresponding reduction in direct income.

## WFP GENDER AND AGE MARKER

CSP ACTIVITY	GAM MONITORING CODE
Provide livelihood support and resilience building to targeted populations including Indigenous Peoples and communities through productive asset creation, and value chain development	3 - Fully integrates gender



## Strategic outcome 04: National institutions and partners have strengthened capacities to manage food and nutrition programmes and strengthen the social protection system by 2027.



WFP worked closely with **5 ministries** and **2 specialized governmental institutions**



**4** sub-offices **strengthened the implementation of crisis response** by cooperating partners

Strategic outcome 4 focused on strengthening national capacities of the Central African Republic (CAR) to expand and implement gender-transformative food and nutrition programmes and policies, and enhance social protection, disaster risk management and emergency preparedness and response activities. WFP's Country Strategic Plan (CSP) 2023-2027 was deliberately aligned with key elements of CAR's National Recovery and Peacebuilding Plan and the United Nations Sustainable Development Cooperation Framework (UNSDCF), making the institutional strengthening component of this outcome key to building strong national systems and enabling the progressive transition to national ownership of programmes.

2023 was marked by a significant improvement in WFP's coordination with the Government and its commitment to contribute to the Zero Hunger agenda. However, the complexity of the Central African context and the fragility of government institutions at both national and sub-national levels made the implementation of strategic outcome 4 challenging. Specifically, the capacity strengthening component of this outcome was largely unfunded, with a 79 percent funding shortfall as of December 2023. This prevented WFP from accelerating its efforts to strengthen national capacities and delayed the finalisation of key national strategies, such as the strategy for local purchase and food reserve, and the dissemination of the National School Feeding Strategy. This form of constrained implementation highlighted the need for a resource mobilization strategy and action plans with relevant government ministries to ensure effective capacity strengthening activities can take place in the future.

WFP prioritised its efforts to build institutional capacities, working closely with five CAR ministries [1] and two specialised governmental institutions. In 2023, WFP developed an action plan with the Ministry of Health and Population to increase funds for national capacities and to improve coordination in the health sector at national and decentralised levels, especially through essential nutrition actions modules for the training of health staff. WFP also worked with the Government to strengthen the national analysis and monitoring capacities, while the country was also integrated in the Cost of Hunger in Africa (COHA) study. WFP worked closely with the Central African Institute for Statistics and Economic and Social Studies (ICASEES, in French) with guidance from the Ministry of Economy, Planning and Cooperation, the Ministry of Health and Population and the African Union to prepare the COHA study. It also supported ICASEES in its key role as a provider of data for the analyses. The COHA study aims to provide key evidence on the social and economic impact of child undernutrition to advise on future nutrition assistance and investments in sustainable development in CAR. Furthermore, WFP and ICASEES trained 41 interviewers and supervisors on market food price data collection as part of the Fill the Nutrient Gap analysis, which helps users to determine the cheapest and best diet based on the availability of food in local markets and household's nutritional needs. This helped to strengthen nutrition analyses and built consensus on nutritional assistance, which in turn supported the identification of context-specific strategies to improve people's access to nutrients. Finally, WFP coordinated with the University of Bangui and identified points of synergy to strengthen the technical support where needed, and to facilitate knowledge sharing to develop the next generation of food security technical experts. This provided an opportunity for students to gain practical experience, to promote action-oriented research and solutions for food security and resilience, to improve the technical quality of interventions, and to capitalise on CAR's agricultural capacity and potential. WFP also encouraged the strengthening of institutional frameworks to call attention to food security needs and coordinate appropriate responses. Little progress was made on this form of alert system. However, in order to reinvigorate the early warning system through the institutional feedback mechanism, WFP and the Food Security Cluster supported the Ministry of Agriculture and Rural Development to prepare training for ten central supervisors so that the Ministry itself could replicate the training for data collectors. The workshop was attended by the Ministry of Livestock and Animal Health, the Ministry of Health and Population, the Food and Agriculture Organization (FAO), Oxfam, UNICEF and Welthungerhilfe.

WFP maintained strong collaborations with its cooperating partners and worked with 22 national and 10 international non-governmental organizations. WFP organised capacity strengthening activities aimed at improving partners' abilities to design and manage systems to support human capital development and local communities' resilience to future

shocks. In addition, several training courses were developed - in Bangui and all sub-offices - to strengthen partners' capacities to manage budgets and understand all aspects of field level agreements signed for the implementation of the new CSP. More generally, training was provided in four sub-offices to reinforce partners' implementations for crisis response, including the provision of detailed and updated guidance. This was crucial when considering that crisis response remained a key component of WFP assistance in CAR with objectives gradually shifting towards refined assistance and early recovery. WFP specifically trained partners on field level agreement management - including budget preparation, reporting and performance evaluation - and all 32 partners strengthened their capacities regarding food management, protection from sexual exploitation and abuse, and anti-fraud and anti-corruption measures.

The evaluation of the Interim Country Strategic Plan 2018-2023 [2] confirmed the need to step up efforts to establish a national social registry in CAR to help the Government target people for assistance. To date, there is no social protection policy in place, and progress towards it will require a shared vision among all relevant actors, as well as long-term financial support. While the validation of the National School Feeding Strategy was an existing entry point for additional coordinated approaches, under the CSP 2023-2027, WFP aims to work more closely with the Government to identify activities to support the National Social Protection System. For example, during 2023, WFP was an active member of the Coordination Committee for the Social Protection and Social Safety Nets Sector set up by the Government as part of the National Recovery and Peacebuilding Plan. WFP also contributed to meetings with cash transfer actors, organised by the Ministry of Humanitarian Action, to further harmonise the mechanism for national cash transfer systems. Finally, WFP actively participated in the technical and financial partners' working group on social protection, led by the World Bank and UNICEF. At the conclusion of 2023, WFP recruited a Social Protection Officer to support the scaling up of social protection activities in line with the CSP and CAR's national priorities.

In 2024, WFP aims to further develop its activities with the private sector as well as and civil society organisations engaged in national capacity building to better assist the CAR Government. WFP plans to formulate a national capacity-building strategy guided by the results of country needs mapping, which will be accompanied by an annual action plan. Efforts must also be made to strengthen dialogue and develop areas for cooperation with other partners and United Nations agencies as part of the Government's capacity-building efforts. Internal work must also be undertaken to ensure that WFP staff have a better understanding of the scope for national capacity building as part of WFP's activities.

## WFP GENDER AND AGE MARKER

CSP ACTIVITY	GAM MONITORING CODE
Provide technical assistance and policy support to national institutions and partners in the areas of gender-transformative food and nutrition security, social protection, emergency preparedness and response, and disaster risk management	3 - Fully integrates gender

## Strategic outcome 05: The Government and humanitarian and development partners in the Central African Republic can reach populations in vulnerable situations and respond to emergencies throughout the year.



Humanitarian access to **25 locations** provided by the **United Nations Humanitarian Air Service** in CAR



**107 humanitarian organizations** benefited from common logistic services coordinated by the **Logistics Cluster**



**Access to information, community services and community feedback mechanisms** provided in CAR's largest internally displaced persons camp



**Medical products** distributed to **776 health facilities** through a grant from the Global Fund

To contribute to the Sustainable Development Goal 17: Partnership for the Goals (SDG 17), WFP enhanced common coordination platforms to enable an effective humanitarian response.

The United Nations Humanitarian Air Service (UNHAS) provided reliable services to 189 humanitarian agencies, donors, and diplomatic organizations to access people in need in 25 locations, including those in the most remote areas. While UNHAS did not increase 2023 funding requirements, it faced a critical budget cut and maintained operations via previously generated cost recovery and carryover from the 2022 budget. It was only 30 percent funded and its helicopter contract was interrupted in October 2023, consequently operating with four aircraft only [1]. Contributions from France, Germany and the United States of America in late 2023 extended UNHAS' sustainability date to February 2024, but with a reduced fleet of three aircraft [2].

UNHAS transported 24,000 passengers and 250 mt of cargo. The hard-to-reach areas of Sam-Ouandja and Kocho were included in the flight schedule, while ad hoc flights to 12 locations allowed UNHAS to better respond to the humanitarian community's needs-based demands in a cost-effective manner. Helicopters reached the Haute Kotto and Vakaga prefectures and improved the ratio of needs versus available seats for highly-demand locations in the Basse Kotto and Ouaka prefectures. The sudden increase in humanitarian needs at the eastern border following the Sudan crisis forced UNHAS to amend flight schedules and position a helicopter in Bria. UNHAS coordinated with the United Nations Multidimensional Integrated Stabilization Mission in the Central African Republic (MINUSCA) on airstrip security and fuel supplies, with the Logistics Cluster to coordinate the transport 143 mt of goods, and with Humanity & Inclusion (HI) to rehabilitate four runways. UNHAS also collaborated with local civil aviation authorities to share knowledge and provide training. Five focal points were trained to support operations in Kouango (Ouaka), Mobaye (Basse Kotto), and Sam Ouandja, while all UNHAS staff received aviation training. This was critical as CAR still lacks the capacity to operate its own local air services and to respond to urgent humanitarian access needs.

The Logistics Cluster facilitated common services for 107 humanitarian organizations, including emergency air freight, warehousing and information management. With partner *Première Urgence Internationale* (PUI), 14 training modules were organised, while mobile storage units were deployed and rehabilitated to build local logistics capacities. The Logistics Cluster actively coordinated with the humanitarian logistics community through nationwide working groups. It shared logistical information and remained the only actor to produce access maps. Further coordination with the Government and private sector is required, especially considering the critical lack of national infrastructure. The logistic storage platform was the only one with the ability to provide storage, with the Logistics Cluster and PUI almost doubling capacity against initial plans, crucially increasing space for medical products and the pre-positioning of items for the refugee response in the Vakaga prefecture (north-east).

Funding for the Logistics Cluster was estimated at USD 2.1 million annually, however only 62 percent was received in 2023, mainly via carryovers. Financial support from the Central Emergency Response Fund covered activities until mid-December 2023, after which no funding opportunities were confirmed. Access remained a major challenge, and

emergency air freight was essential to reach the most affected populations in five hard-to-reach areas. This enabled a rapid and sustained response despite enormous logistical constraints. Emergency air freight was supported by the rehabilitation of seven runways with HI [3] (60 percent of 2023 target). Working to reduce air transport for environmental and financial reasons, the Logistics Cluster and partner Agency for Technical Cooperation and Development (ACTED, in French) rehabilitated 10 km of roads [4].

In alignment with donor requirements, the Logistics Cluster made a reduction of nearly 20 percent to its Humanitarian Response Plan budget for 2024. It must prioritise emergency activities and reduce longer-term activities, including building local logistical capacity.

The Emergency Telecommunications Cluster (ETC) provided inter-agency security communications and data connectivity services while operating under protracted funding challenges, with no funding received in 2023 [5]. This impacted its ability to deliver services and led to the handover of all activities to local actors in July 2023, alongside a revised needs analysis. Through the Common Humanitarian Fund, ETC supported CAR's largest internally displaced persons (IDP) camp in Bria to access information, communicate with the humanitarian community, and make requests through the Community Feedback Mechanism (CFM) - almost 6,400 complaints and requests were registered since its launch in September 2021 and before its handover to UNICEF. Almost 7,500 calls were made using the ETC phone booth, while 35,150 devices were recharged since September 2021 (both were handed over to INTERSOS). Information and communication technology training was provided to 280 people through a learning centre and cybercafé in the south-east, which received 3,610 visitors since its opening in January 2023. This is currently being developed by the Central African Red Cross, while the provision of internet services was secured for 2023. Finally, the Ministry of Health and Population took over the 24/7 helpline (set up jointly during COVID-19) to deal with the 3,000 registered calls per week relating to accidents or domestic violence.

ETC provided connectivity services to 34 humanitarian staff from 12 humanitarian organizations in the Ouham prefecture, provided by Government of Luxembourg's VSAT [6] (satellite) equipment. When the service was transferred in July, only the United Nations Office for the Coordination of Humanitarian Affairs (OCHA) remained connected, compared to the 68 organizations [7] using monthly internet connectivity via 11 sites in previous years. ETC also supported 13 security operations centres for humanitarian actors before handing over to the United Nations Department of Safety and Security (UNDSS). Since April 2023, the Sudanese refugee influx required ETC to install a VSAT internet connectivity solution and a Push-to-Talk radio base to facilitate the humanitarian response in support of the United Nations High Commissioner for Refugees (UNHCR). ETC trained UNDSS radio operators and staff collected data to establish the humanitarian presence map of the Vakaga prefecture crisis zone.

ETC's decade-long response has been supported by critical financial and in-kind contributions from ETC's global partners, Ericsson Response, the Government of Luxembourg, NetHope, and the Swedish Civil Contingencies Agency. It also worked closely with Action Against Hunger, the Central African Red Cross, INTERSOS, the Ministry of Health and Population and six United Nations agencies [8].

WFP was the secondary recipient under the Global Fund (TGF) grant to HIV, tuberculosis (TB) and malaria programmes, supporting the Ministry of Health and Population in the reception, warehousing and last-mile delivery of medical products. Activities were carried out with two principal recipients, the French Red Cross for the HIV and tuberculosis programmes and World Vision International for the malaria programme. WFP aligned operations with the Ministry's priorities and worked with seven international non-governmental organizations [9] and the private sector to cope with the lack of storage space and/or support for last mile delivery and distributions of mosquito nets.

WFP improved medical supply chain management through a dashboard and weekly reports to alert people about risks of expiration and low stock. WFP successfully implemented the Open Data Kit app to map out hard-to-reach health facilities, while this and the Kobo application facilitated data collection (despite access constraints) to ensure a strong supply chain management system and sufficient storage space.

In 2023, the malaria programme accounted for 56 percent of the budget. As the needs of health sector services grew, the budget allocation for this programme was increased by an additional 56 percent in the third quarter. This increase in funding enabled WFP to fulfil all medical orders received from health facilities.

WFP stored 8 percent more COVID-19, HIV, Malaria, TB and related medicines than in 2022 [10], for distribution to 776 health facilities. Mass distribution of mosquito nets resumed in April 2023 and was extended to two additional health regions (covering over 60 percent of CAR health facilities). TGF faced another fire incident in its 170 m<sup>2</sup> warehouse (storing HIV and TB products), which disrupted the HIV patient treatment and raised storage concerns. WFP's capacities in the emergency context enabled the fast rehabilitation of the warehouse's electrical system and implementation of prevention measures.

## **WFP GENDER AND AGE MARKER**

CSP ACTIVITY	GAM MONITORING CODE
Provide UNHAS services (passengers and light cargo) to the Government and humanitarian partners	N/A
Provide on-demand data and Telecommunication services to the Government, humanitarian, and development partners and assisted populations	N/A
Provide information management, coordination services and facilitate access to extra logistics service capacity to the humanitarian community and partners through the Logistics Cluster	N/A
Provide bilateral logistics services to partners for in country supply chain for health programmes (Malaria, TB, HIV/AIDS, COVID19...) and other needed commodities and services	N/A

# Cross-cutting results

## Gender equality and women's empowerment

### Improved gender equality and women's empowerment among WFP-assisted population

The Central African Republic (CAR) was ranked 166<sup>th</sup> out of 191 countries on the 2022 Gender Inequality Index [1]. This was reflected in lower school enrolment rates for girls, and limited access to agricultural plots and livestock. Women were mainly involved in low-security jobs and informal employment, while their production capacity and means of survival remained severely affected. In agriculture, livestock farming and fishing, women faced low yields and insufficient incomes due to a lack of modern tools and poor access to credit. In rural areas, the lack of economic opportunities resulted in poverty rates of 81 percent for women, compared with 69 percent for men. Civilians remained the most vulnerable group affected by violence, including gender-based violence (GBV). The Humanitarian Response Plan 2023 estimated that 1.4 million people were either exposed to GBV risks or required humanitarian assistance, with particular concern for women and girls living in areas classified as urgently food insecure (IPC4-Emergency phase) [2].

WFP encouraged women and men to participate equally in all stages of its activities, systematically involving people from all status levels within affected communities (local leaders, opinion and/or religious leaders, traditional authorities, young people, women and people with disabilities). Working to achieve the Sustainable Development Goals (SDGs) and contributing specifically to SDG 5: Gender Equality, WFP is committed to improving the well-being of the population by changing socio-economic conditions. The introduction of a Gender Action Plan, monitored through the Gender Result Network, aimed to provide equitable access to people's means to achieve food security and nutrition, to address the root causes of gender inequality and to promote economic empowerment of women and girls. In parallel, and in line with the Country Strategic Plan (CSP) 2023-2027, WFP refined its gender indicators to strengthen gender mainstreaming in all of its activities and to improve its monitoring, with the ultimate goal of shifting from a gender-sensitive approach, to a gender-transformative approach. WFP analysed its Gender and Age Marker (GaM code) [2] to identify gaps in GaM exercises. WFP's CAR country office, supported by WFP's Regional Bureau Dakar, worked to fill gaps so that evidence was systematically produced throughout the CSP. Monitoring tools have been updated to capture data for analysis of impacts (beyond simply disaggregated data). WFP now aims to strengthen gender-responsive budgeting to implement gender transformative activities and improve evidence-based monitoring. Stronger monitoring will allow more timely updates of the Gender Result Network and thus support a stronger engagement on gender considerations at country office and sub-office levels. Finally, as of December 2023, the GaM code confirmed that WFP fully integrated gender in its activities, an improvement compared with 2022. However, it was noted that age inclusion could be improved.

WFP improved gender mainstreaming by strengthening the livelihoods of women and girls through resilience building activities. Women were trained and encouraged to form associations to save funds in a community banking system. In the Ombella Mpoko prefecture, nearly 3,000 women used this system to ensure their children's schooling and to maintain their businesses. Overall, 342 women were trained to organize themselves and others into savings and loan groups, enabling them to self-finance their income-generating activities and subsequently improve their living conditions. As a result of WFP's resilience building activities, 89 percent of women involved in the programmes had the economic capacity to meet their own essential needs.

Overall, WFP strengthened gender analysis within the resilience activities by carrying out social and environmental screening. This included social components on respect for human rights and gender considerations. WFP also improved communications to communities to increase awareness on the use of assistance and nutritional knowledge (for both women and men). This particularly helped to reduce harmful social norms and promoted social behavioural change to prevent malnutrition in communities, especially among children, women and people living with HIV. Building on previous efforts and the scale-up of cash-based transfers (CBTs) in 2022, WFP supported advocacy to help women maximise the opportunities offered by CBTs through their participation in traders' groups. This aimed to increase their financial autonomy and capacity to further invest and develop their own businesses.

WFP actively contributed to multiple working groups, including Gender in Humanitarian Aid; Gender and Development; and Gender and Humanitarian Action, as well as working with United Nations Women and the United Nations Office for

the Coordination of Humanitarian Affairs (OCHA) to design an action plan to better integrate gender considerations for humanitarian actors contributing to the 2024 Humanitarian Response Plan. WFP also provided financial and material support to the Ministry for the Promotion of Women, Children and Child Protection and stakeholders responsible for GBV responses to promote gender in national policies, including preparation of a workshop on gender transformation. WFP supported the Government's initiatives as part of the 16 Days of Activism, and the celebration of International Women's Rights Day with major interventions on the elimination of violence in schools. WFP also pursued the internship programme with the University of Bangui to promote the integration of young female students into WFP. Internally, WFP sensitised staff through training and internal campaigns to systematically integrate gender into programmes objectives of the CSP. Topics included the challenges of school retention for girls.

Resources for initiatives that supported gender mainstreaming in national and sectoral strategies remained incommensurate with targeted results. As of October 2023, the GBV component of the 2023 Humanitarian Response Plan was only 17 percent funded. Internally, WFP relied on the capacity strengthening budget to implement gender-sensitive initiatives.

# Protection and accountability to affected populations

**Affected populations are able to benefit from WFP programmes in a manner that ensures and promotes their safety, dignity and integrity. Affected populations are able to hold WFP and partners accountable for meeting their hunger needs in a manner that reflects their views and preferences**

In 2023, persistent violence against civilians, as well as human rights violations exacerbated existing socio-political instability and heavy rains, which caused a further deterioration of livelihoods in the Central African Republic (CAR). Thirty-three percent of the population faced a high level of acute food insecurity by the end of the year. The number of internally displaced persons (IDPs) continued to decline [1], while the number of voluntary returns to the country increased slightly. The intensification of conflicts in neighbouring Sudan and at the Chadian border increased the number of refugees in CAR by 175 percent. The presence of armed groups increased protection risks, especially for displaced people exposed to illegal taxes, arbitrary arrests, illegal detentions and gender-based violence (GBV). Forced recruitment of children was also a major concern. Vulnerability to food insecurity increased the risks to individuals' protection and exposed the population to GBV - 64 percent of households reported that women and girls avoid the fields because they fear for their safety [2].

WFP established a community feedback mechanism (CFM), including a free hotline, helpdesks at distribution sites and complaints committees to ensure transparent and accountable operations to people in need, while keeping communities, partners, government entities and donors informed. WFP strengthened these mechanisms with two partners dedicated to the mobile collection and referencing of feedback, which helped with access challenges and the poor telephone network. Three quarterly CFM analyses were conducted (January-September 2023) with cooperating partners, focusing on cross-cutting variables for assessing complaints/feedback and communities' involvement in WFP operations. From October 2023, WFP assessed the effectiveness of the CFM as part of the Global Reassurance Plan to identify and address gaps. Indicators confirmed a 76 percent functioning, however the identification of shortcomings led WFP and partners to digitise complaints and feedback collection using the Sugar Customer Relationship Management platform (SugarCRM). Assistance and support came from the Emergency Telecommunications Cluster and the Accountability to Affected Population Working Group, with guidance from UNICEF and OCHA. This secure digital platform operates online and offline and is available in five prefectures. The pilot phase showed that SugarCRM strengthened community knowledge of the response by providing people with accessible information about WFP assistance. With additional funding received in December 2023, WFP will continue to support the inter-agency mechanism for a further 18 months and expand SugarCRM to all seven regions where WFP operates.

In September 2023, WFP developed a strategy to systematically include ethnic minorities and people with disabilities in activities - with monitoring via the Corporate Results Framework for the first time. WFP struggled to assist Fulani communities while guaranteeing their safety because of inter-community conflicts. A mission focused on conflict sensitivity in specific areas (including Markoundia), highlighted the need to further involve local authorities in WFP's activities at various levels. WFP also commenced recruitment of Fula- and Arabic-speaking staff to make community hotlines more accessible. WFP was one of 30 organisations that consulted with the National Organization of People with Disabilities and the Ministry of Social Affairs regarding individuals' barriers to accessing food assistance. This was part of the contextualisation of the global inclusion strategy at country level. Participants noted barriers regarding information on WFP activities, participation in the targeting exercise, accessing distribution sites and use of accountability mechanisms. Consequently, people with disabilities made recommendations to facilitate their full and effective participation in WFP interventions. WFP also integrated the United Nations Disability Inclusion Strategy (UNDIS), with staff trained to consult organizations of persons with disabilities. This reinforced WFP's alignment with the wider social inclusion agenda; to leave no-one behind. WFP will tailor the global strategy on the integration of indigenous peoples and people with disabilities to CAR's context for 2024 implementation.

Regarding the prevention of sexual exploitation and abuse (PSEA), all WFP frontline staff and 70 percent of partners staff were trained in six prefectures [3] on WFP's protection approach (including PSEA, accountability and monitoring of mitigation measures). This improved staff capacities in protection risk analysis and complaint management and allowed regular updates on the PSEA control checklist and implementation of a secure reporting system. By December 2023, 99 percent of people receiving WFP support reported no safety concerns within programmes. WFP also increased community awareness on SEA principles (including zero tolerance) and data protection through the design of sensitisation messages in local languages. Messages were broadcast on Radio Deke Luka and community radio stations. Cooperating partners were also evaluated on the inclusion of SEA measures in their policies through the



United Nations partner portal (UNPP).

Using an inter-agency approach, WFP worked with the Protection Cluster, the Accountability to Affected Persons Working Group, the PSEA network and the GBV and Child Protection Global Area of Responsibility to disseminate WFP's beneficiary protection and accountability policy and to strengthen the sharing of information protocols and joint actions. In parallel, WFP, Plan International and the Child Protection Global Area of Responsibility further coordinated the child protection and food security response, supported by the Child Protection and Food Security Working Group. This initiative primarily focused on the increased integration of vulnerable children - unaccompanied children, separated children and children involved in the worst forms of child labour - in the targeting process, to reduce their vulnerability and recidivism in armed groups and mining work, and other similar areas. The pilot project planned for Kaga Bandoro was postponed and included in the collaboration plan with UNICEF for 2024. A technical group developed a guide for the inclusion of households with vulnerable children in food assistance. Field piloting will ensure that key principles, including 'do no harm' and 'confidentiality', are guaranteed within the proposed approach.

WFP's Country Strategic Plan 2023-2027 will further strengthen CFM to align with effectiveness standards. Regular protection risk analysis and community meetings will be conducted to inform the programming of activities and to anticipate corrective actions. The PSEA protocols considered in partners' assessments will help guide their PSEA commitments and obligations.

# Environmental sustainability

**Targeted communities benefit from WFP programmes in a manner that does not harm the environment**

## Environmental and Social Safeguards Framework (ESSF)

The Central African Republic (CAR) is increasingly vulnerable to climate-related shocks. Heavy rainfall and rising temperatures remain key risks to CAR's significant agricultural potential, while environmental degradation is affecting the country's development and its ability to manage its resources. Disrupted rainfall patterns due to climate change caused severe flooding [1] and early onset of rains. The population's lack of livelihood options led people to exploit the land using techniques that had a negative impact on the environment, while little effort was made to reforest.

WFP's Environmental Policy (2017) and Environmental and Social Sustainability Framework (2021) aim to limit the organization's potential to negatively impact people, communities or the natural environment, and require the involvement of WFP, its donors and partners. WFP implements and integrates the framework into all operations, and the recruitment of an Environmental and Social Specialist in 2023 [2] accelerated incorporation of the Environmental Policy in line with the Environmental and Social Sustainability framework. WFP organized two rounds of capacity building sessions on the framework for ten staff members who learned about its principles and standards, the identification of risks and assessment of environmental sustainability impacts. The concluding session involved 61 colleagues from the country office and four sub-offices [3]. The framework resulted in two memorandums of understanding being signed between WFP and the Ministry of Agriculture and Rural Development, and the Ministry of Humanitarian Action (both included the framework's environmental and social principles and standards).

WFP pursued environmental and social screening to identify any relevant risks before implementing activities, and categorised them as low, medium or high risk. In the case of activities identified as medium risk, an environmental and social management plan will provide concrete measures for avoiding and reducing environmental impact, while a monitoring plan will also be in place. As part of the World Bank-funded Emergency Food Security Response project (PRUCAC, in French), 20 screenings and 10 subsequent screening reports (using World Bank tools), and two environmental and social management plans were developed. None of WFP's activities in CAR were classified as high-risk, however, some distributions within PRUCAC, as well as WFP's nutrition assistance, Food Assistance for Assets (FFA), and school-based programmes showed medium risk. WFP's waste management plan ensured recycling of waste from distributions, while households were encouraged to reuse food packaging for daily activities (e.g. conserving food and water, making traditional tarpaulins). Several awareness-raising and training sessions regarding over-exploitation and misuse of land were held for communities in six prefectures [4], and improved landscape management was included as part of FFA activities.

In accordance with WFPs' environmental and social risk management procedures and standards, WFP assesses the extent of the environmental and social risks, develops safeguard plans and ensures that the environmental and social impacts of its activities are avoided, reduced or offset. WFP systematically integrated environmental considerations in its tenders, including for the construction of drying areas under the PRUCAC project. The socio-environmental risks, impacts and the mitigation measures proposed by a cooperating partner were noted.

## Environmental Management System (EMS)

WFP is working to reduce its ecological footprint, including that of its premises and staff. In gradually moving towards a sustainable energy system, WFP's CAR Country Office has replaced 20 percent of its neon lamps with LED bulbs to reduce electricity consumption, while installing solar floodlights on the fences of WFP premises. By the end of 2023, 10 percent of lighting had been replaced by solar floodlights and WFP aims to replace 30 percent in 2024. To take this further, WFP applied to the Energy Efficiency Programme (EEP) to raise funds for the installation of solar panels to drastically reduce its dependence on generators. In the meantime, WFP conducted maintenance on its existing generators to reduce diesel consumption (until it is no longer dependent on this energy solution). WFP aims to replace these generators with solar panels in Bangui, in seven sub-offices and in the logistics base by the end of 2024. The country's electricity grid remains limited, and power cuts/interruptions are very common in CAR, with some areas not

covered at all.

WFP also replaced its entire waste management system with sorting bins and installed signs clearly explaining sorting instructions and rationale, with an aim to encourage a change in mindset. At the same time, WFP recorded the movement and volume of waste twice weekly to help regulate and limit the quantity of waste produced by WFP. In 2024, WFP aims to increase its positive impact on the environment and to commence the planting of trees in WFP compounds with adequate sunlight. WFP also plans to develop a partnership with the town council to help redevelop and manage Bangui's public rubbish dumps. WFP is advocating to implement these initiatives under the Green Fund.

In October 2023, the environmental focal point participated in the inaugural Regional Environmental Workshop - the first event of its kind within WFP globally. Activities during this workshop included site visits with waste recyclers and strategic discussions surrounding Environmental Management System (EMS) in the Western and Central African region. Clear key performance indicators were defined to guide the implementation of context-tailored EMS action plans at the country office level.

# Nutrition integration

**Communities, households and individuals supported by WFP are able to meet their nutritional needs and protect their nutrition status in the face of shocks and long-term stressors, through an effective combination of fortified food, specialized nutritious products and actions to support diet diversification**

Malnutrition remains a public health problem in the Central African Republic (CAR) and was one of the leading causes of morbidity and mortality in children under five in 2023 [1]. The health sector received limited funding from the Government and relied heavily on support from technical and financial partners. As part of WFP's transition to its Country Strategic Plan (CSP) 2023-2027, it strengthened the integration of nutrition into the majority of its activities and worked with the Government to increase integrated programmes addressing the root causes of malnutrition, with a particular focus on women, mothers and children.

WFP ensured that nutrition issues were considered and addressed in all programmes. The development of a guide on sensitive nutrition also helped to strengthen the consideration of nutritional issues in other WFP activities. This guide also encouraged internal discussions between programme units to ensure that this type of integration is feasible and that it runs smoothly. It was accompanied by an orientation note on the various nutrition activities and awareness-raising sessions for WFP staff in the country office and sub-offices in the field. However, the implementation of this sensitive nutrition guide remained limited by the lack of expertise of nutrition focal points in the sub-offices. To date, this has prevented the proper transmission of information and capacity building of cooperating partners and communities. In 2024, WFP will continue its efforts to build the capacity of staff so that they are better able to subsequently develop and build the capacity of partners. As part of the implementation of the new CSP, WFP continued to advocate to the humanitarian community and donors for greater integration of nutrition into agriculture, food transformation and food security, health and education programmes.

Nutrition integration was articulated as part of strategic outcome 2, which focused on improving nutrition, education and health in CAR, as well as in strategic outcome 3 which aimed to implement an integrated and nutrition-sensitive resilience package. Similarly, WFP responded to the Government's request to strengthen home-grown school feeding programmes, using them as an entry point to further improve local food systems. Such programmes capitalise on the use of nutritious local commodities to help stimulate enrolment, and address learning and nutrition challenges in CAR. This also aimed to strengthen the nutrition-sensitive value chain in CAR under the resilience pillar. WFP adapted its food rations to the needs of emergency beneficiaries, in line with strategic outcome 1, integrating food and nutrition needs and people's ability to meet some needs independently.

At the same time, WFP and its partners increased the number of nutrition education sessions during distributions, with cooking demonstrations using local products. WFP worked with its partner IEDA Relief in Paoua (Ouham-Pende prefecture, north-east) to develop several recipes incorporating local products. Discussions are underway between WFP and the Ministry of Health and Population to prepare a recipe guide using local products in 2024, with an aim to encourage changes in dietary behaviour. At the same time, it intends to strengthen the understanding of target communities on the importance of consuming nutritious products in sufficient quantities.

In 2023, WFP strengthened the monitoring regarding the implementation of nutrition sensitive programme components within its CSP activities to produce concrete evidence of progress. In the longer term, this will allow WFP to increase operational efficiencies when implementing nutrition-related initiatives. Improvements in partnerships with the Government and national health institutions to strengthen nutrition-related data collection capacities at national level were evident in 2023. WFP contributed to updating data as part of the Standardized Monitoring and Assessment of Relief and Transitions (SMART) analysis, which allowed a better understanding of the current context and an adaptive nutrition response. In parallel, CAR was included in the Cost of Hunger in Africa (COHA) study, which allowed it to considerably increase the amount of nutrition-related data collected in the country. WFP continues to work closely with the Central African Institute for Statistics and Economic and Social Studies (ICASEES, in French), which will collect data from surveys, including nutrition data to inform the COHA study and the Fill the Nutrient Gap analysis. The Ministry of Health will collect data on supplementations for acute malnutrition, while cooperating partners will collect data on the prevention of malnutrition under the supervision of the Ministry of Health's Nutrition and Food Hygiene Service (SNHA, in French) [2]. Discussions are underway with SNHA to revise the data collection tools (which will be validated by nutrition stakeholders).

# Partnerships

WFP remained a key contributor to the Zero Hunger agenda and supported the humanitarian response in the Central African Republic (CAR) through its extensive coverage, access capacities and logistical expertise. Its mandate and Country Strategic Plan (CSP) 2023-2027 aimed to contribute to Sustainable Development Goal 17: Partnership for the Goals (SDG 17) through its work on enhancing global partnerships for sustainable development. WFP operated under the Government's National Recovery and Peacebuilding Plan (RCPCA), with which the 2023 Humanitarian Response Plan was also aligned. WFP contributed to the three pillars of the RCPCA: (1) promote peace, security and reconciliation; (2) renew the social contract between the state and its citizens; and (3) ensure economic recovery and the revitalization of the productive sectors.

WFP considerably increased its collaboration with the Government of CAR, including through capacity strengthening to facilitate the transition to national and local government bodies whenever possible. Technical and strategic partnerships between WFP and the Government were integrated within the majority of WFP's activities, from resilience, agriculture and livelihoods to nutrition, school feeding, emergency assistance and analysis. This collaboration paved the way for additional multiyear strategic partnerships with international financial institutions in support of Government efforts, including the World Bank and the African Development Bank. WFP further advocated for the increased involvement of United Nations agencies in the implementation of multiyear projects. In alignment with the Government's priority of strengthening food systems and school canteens in the country, WFP reviewed its home-grown school feeding programme to ensure it was a concrete entry point to longer-term programmes working on the root causes of hunger as well as those promoting resilience. This transition towards more conditional and developmental assistance will be WFP's priority in the CSP 2023-2027.

WFP assistance continued to rely on traditional donor governments with funding earmarked at the activity level. As per the Interim Country Strategic Plan (I-CSP) 2018-2023, WFP's emergency response attracted the most funding; 55 percent of funds received targeted strategic outcome 1. Some donors funded WFP operations at the strategic outcome level, which allowed more flexibility regarding the implementation and use of funds that were tailored to the context and definitive needs. Flexible and multilateral funding also supported WFP's otherwise underfunded activities, as necessary.

Working collectively with a wide range of actors, WFP aimed to increase the impact of its role by promoting joint approaches, particularly in implementing the humanitarian-development-peace nexus. To effectively contribute to this, WFP also strengthened its evidence-generation agenda through its new CSP 2023-2027 by actively supporting national analyses to provide an accurate understanding of the food insecurity and the overall nutrition situation in CAR. Improved monitoring and information tracking also led the United Kingdom's Foreign, Commonwealth and Development Office to contribute to the emergency response in CAR for the first time since the inception of the Country Strategy Portfolios (I-CSP and CSP).

## Focus on localization

WFP maintained strong collaborations with its field-level cooperating partners and worked with 22 national and 10 international non-governmental organizations. National non-governmental organizations represented 69 percent of all partners, compared with 28 percent in 2022. In line with the implementation of its new CSP 2023-2027, WFP reviewed its list of cooperating partners and each related field-level agreement, promoting stronger partnerships with local actors. Meticulous selection processes and capacity assessment were conducted, including through the United Nations partner portal (UNPP), which enabled the evaluation of the level of inclusion of sexual abuse and exploitation measures in partners' policies and strategies. The UNPP also allowed a thorough background check on partners. Cooperating partners worked at various localities and the choice of partners for specific projects depended on the locations targeted for each one. WFP conducted capacity strengthening activities to improve partners' abilities to design and manage programmes that supported the development of communities' resilience to future shocks (see Strategic Outcome 4 for more detail). At the end of 2023, WFP implemented a set of measures and an action plan that took a zero-tolerance approach regarding prohibited conduct and strengthened all measures to efficiently prevent risks.

## Focus on UN inter-agency collaboration

WFP enhanced its coordination with the United Nations (UN) system, including the broader humanitarian-development-peace nexus. Inter-agency initiatives included the Humanitarian Response Plan and specialised clusters and working groups that minimised overlapping risks and intervention gaps. Under the 'delivering as one' approach, WFP intensified its collaboration with other development actors in the food security sector to benefit from synergies between WFP's operational capacity and partners' specific areas of expertise. WFP will encourage stronger amalgamation of actions to extend coverage and ensure greater impacts in line with Government priorities.

WFP and the Food and Agriculture Organization (FAO) co-led the Food Security Cluster and monitored projects being implemented in CAR. Support from NGOs ensured streamlined actions and reduced any duplication of activities. WFP and UNICEF, with the Ministry of Health and Population, ran a pilot study to simplify the management of acute malnutrition in Kémo and Ouaka. WFP supported prevention activities in communities during the lean season, while UNICEF supported the treatment of acute malnourished children (led by the International Rescue Committee). WFP coordinated with humanitarian actors through the Logistics Cluster to maintain assistance despite access/logistical constraints, including air transport. WFP partnered with humanitarian actors under the Rapid Response Mechanism led by UNICEF and closely collaborated with the International Organization for Migration, the UN Development Programme, the UN Office for the Coordination of Humanitarian Affairs, the Joint UN Programme on HIV and AIDS, UNICEF and the World Health Organization, while increasingly coordinating with the UN High Commissioner for Refugees. Such partnerships contributed to long-term resilience building, improved health and nutrition for children and people living with HIV, and increased support for displaced people and voluntary returnees. WFP, FAO and UNICEF supported the Government's multisectoral strategic plan for food security and nutrition, as part of the National Multisectoral Committee for Food Security and Nutrition.

# Financial Overview

WFP was 96 percent funded against the 2023 funding requirements of its Country Strategic Plan (CSP) 2023-2027. However, delayed funding confirmations for school-based programmes as well as resilience and nutrition activities resulted in a low expenditure as per available resources [1]. This resulted in critical operational difficulties that delayed the commencement of the CSP 2023-2027.

WFP prioritised the use of funds for people in the most vulnerable areas - including Crisis (IPC3) and Emergency (IPC4) [2] - when agreements with donors allowed. Advanced financing accelerated the release of contributions and allowed their timely implementation. WFP used USD 3.4 million of advanced financing [3] to fill gaps and avoid disruptions in the supply chain for emergency, resilience and nutrition activities. Flexible funding - which accounted for 9 percent of available resources - supported WFP's crisis response and those underfunded activities, including through USD 11 million of multilateral funds.

Resource mobilization improved in the second quarter, with a contribution from the United States Bureau of Humanitarian Affairs (BHA). WFP subsequently increased the number of people assisted before the peak of the lean season (September 2023), thus preventing some at risk communities from falling into a catastrophic situation. While more than 97 percent of the contributions received were allocated directly to strategic outcomes or activities, 59 percent covered strategic outcome 1 - which demonstrated donors' strong interest in crisis response. WFP made an appeal for additional funds to cover increasing needs following the unexpected influx of Sudanese refugees and Central African returnees in the north-east from April 2023. In response to this, additional funding from BHA greatly supported WFP's refugee assistance, which enabled the prepositioning of food commodities to cover needs of Sudanese refugees, as well as the response to Chadian refugees in the north-west from August 2023.

Resources earmarked for humanitarian common services represented 13 percent of funding, primarily allocated to the United Nations Humanitarian Air Service (UNHAS) and the Global Fund activities. Unlike in 2022, both food and cash-based transfer modalities received almost no funding for resilience building (strategic outcome 3) or for addressing the root causes of hunger (strategic outcome 2). The majority of funding received for these activities was for capacity strengthening only. This limited WFP's ability to implement activities in a timely manner and forced it to reduce resilience support from nine to six months. Despite financial support from the German Federal Ministry for Economic Cooperation and Development (BMZ), strategic outcome 3 accounted for only 6 per cent of resources mobilised.

Most resilience-building activities came under the World Bank-funded Emergency Food Security Response project (PRUCAC, in French), led by the Government and implemented jointly by WFP and the Food and Agriculture Organization (FAO). The promising results achieved in the first phases paved the way for a fund extension in 2024, and strengthened the collaboration between the Government, international financial institutions, and WFP.

Based on its expertise in school-based programmes, in late 2023 the Government, the African Development Bank (AfDB) and WFP discussed the 2024 implementation of the Resilience, Food and Nutrition Security Support Project in the Prefectures of Kémo and Ouaka (PARSANKO, in French). WFP did its utmost to avoid similar financial constraints to its resilience activities in 2024, and therefore engaged jointly with FAO and UNICEF to join the Strengthening Resilience to Food and Nutrition Insecurity through the Economic Empowerment of Women and Young People project, co-financed by the AfDB.

School-based programmes and malnutrition prevention activities each accounted for 2 percent of funds received for 2023, and school-based activities were no longer covered from December. This made it impossible to plan school meal distributions for early 2024. WFP has particularly stepped up its advocacy, in conjunction with the Government, for the implementation of home-grown school feeding, notably with financial institutions. The scale-up of school-based programs will be a priority in WFP CAR's 2024 agenda.

Overall, WFP received contributions from twelve donor countries, private donors, and other United Nations funding, such as the United Nations Central Emergency Response Fund and United Nations Country-Based Pooled Fund, the latter being established when an emergency occurs or when an existing crisis deteriorates.

## Annual CSP Financial Overview by Strategic Outcome (Amount in USD)

	Needs Based Plan	Implementation Plan	Available Resources	Expenditure
SDG Target 1. Access to Food	119,443,851	75,197,331	117,294,225	72,863,107
Non strategic outcome, non activity specific	0	0	0	0
SO01: Crisis-affected populations in the Central African Republic, including refugees, internally displaced persons, returnees and host populations with or without disabilities, are able to meet their food and nutrition needs during and in the aftermath of crises.	119,443,851	75,197,331	117,294,224	72,863,107
Activity 01: Provide lifesaving assistance to crisis-affected populations to meet their basic food and nutrition needs and support their early recovery.	108,223,261	69,424,681	113,190,398	70,126,325
Activity 02: Provide an integrated assistance package for the treatment of moderate acute malnutrition to children 6–59 months of age and pregnant and lactating women and girls and provide nutrition assessment, counselling and support for people living with HIV and tuberculosis clients receiving ART/DOT in crisis affected areas.	11,220,590	5,772,650	4,027,459	2,736,781
Non-activity specific	0	0	76,366	0
SDG Target 2. End Malnutrition	13,531,753	7,004,344	13,400,499	5,167,564



SO02: Nutritionally vulnerable and shock affected populations (including indigenous peoples) with or without disabilities in targeted areas have improved nutrition, health and education and enhanced access to safe and nutritious diets and school feeding in line with national standards by 2027.	13,531,753	7,004,344	13,400,499	5,167,564
Activity 03: Provide a comprehensive health and nutrition package to targeted groups for the prevention of malnutrition.	8,644,463	4,553,897	3,808,373	3,175,912
Activity 04: Provide nutritious school meals to schoolboys and schoolgirls in targeted areas in a way that promotes local production and school retention and reduces gender and ethnic discrimination.	4,887,289	2,450,446	3,985,672	1,991,652
Non-activity specific	0	0	5,606,454	0
SDG Target 4. Sustainable Food System	17,307,692	8,414,870	15,887,703	7,645,802
SO03: Food insecure and shock-affected populations in targeted areas have improved livelihoods and more resilient and sustainable food systems by 2027.	17,307,692	8,414,870	15,887,703	7,645,802
Activity 05: Provide livelihood support and resilience building to targeted populations, including indigenous peoples and communities, through productive asset creation and value chain development.	17,307,692	8,414,870	9,655,917	7,645,802
Non-activity specific	0	0	6,231,786	0

SDG Target 5. Capacity Building	1,644,189	1,007,083	1,225,349	599,183
SO04: National institutions and partners have strengthened capacities to manage food and nutrition programmes and strengthen the social protection system by 2027.	1,644,189	1,007,083	1,225,349	599,183
Activity 06: Provide technical assistance and policy support to national institutions and partners in the areas of gender-transformative food and nutrition security, social protection, emergency preparedness and response and disaster risk management.	1,644,189	1,007,083	602,409	599,183
Non-activity specific	0	0	622,939	0
SDG Target 8. Global Partnership	31,198,400	17,584,867	25,818,975	21,448,032
SO05: The Government and humanitarian and development partners in the Central African Republic can reach populations in vulnerable situations and respond to emergencies throughout the year.	31,198,400	17,584,867	25,818,975	21,448,032
Activity 07: Provide United Nations Humanitarian Air Service (UNHAS) services (passengers and light cargo) to the Government and humanitarian partners.	24,045,262	12,187,954	17,828,900	14,980,791
Activity 08: Provide on-demand data and telecommunication services to the Government, humanitarian and development partners and assisted populations.	1,088,495	631,327	2,793	0

Activity 09: Provide information management, coordination services and facilitate access to extra logistics service capacity to the humanitarian community and partners through the Logistics Cluster.	 2,030,290	 1,119,585	 1,953,452	 1,522,770
Activity 10: Provide bilateral logistics services to partners to support in-country supply chains for health programmes (malaria, tuberculosis, HIV/AIDS and COVID-19) and other needed commodities and services.	 4,034,352	 3,645,999	 6,033,829	 4,944,470
Non-SDG Target	 0	 0	 5,412,122	 0
Total Direct Operational Costs	 183,125,887	 109,208,498	 179,038,875	 107,723,690
Direct Support Costs (DSC)	 10,936,346	 8,774,781	 10,176,117	 7,015,720
Total Direct Costs	 194,062,234	 117,983,279	 189,214,992	 114,739,411
Indirect Support Costs (ISC)	 12,336,151	 7,412,881	 8,177,691	 8,177,691
Grand Total	 206,398,385	 125,396,160	 197,392,683	 122,917,102

# Data Notes

## Overview

[1] November 2023. Central African Republic: Acute Food Insecurity Snapshot, September 2023–August 2024

[2] Integrated Food Security Phase Classification (IPC). The IPC is a five-phase scale which classifies levels of acute food insecurity, with 1 being the least acute, and 5 being the most acute

## Operational context

[1] July 2023, World Bank Group. CAR is ranked fourth in the list of fragile and conflict-affected countries in 2024. This list considers countries affected by violent conflict, identified based on a threshold number of conflict-related death relative to the population, as well as countries with high levels of institutional and social fragility, identified based on indicators that measure the quality of policy and institutions, and manifestations of fragility

[2] June 2021, Institute for Economics & Peace. Global Peace Index 2021: measuring peace in a complex world.

<https://www.visionofhumanity.org/wp-content/uploads/2021/06/GPI-2021-web-1.pdf>

[3] October 2023, IPC Analysis of Acute Food Insecurity: September 2023–August 2024. 351,000 people are classified in IPC 4 (Emergency) for the period September 2023–March 2024

[4] March 2018, IPC Analysis of Acute Food Insecurity: March 2018 and April–August Projection; October 2023, IPC Analysis of Acute Food Insecurity: September 2023–August 2024 Projection: the Basse Kotto, Nana Gribizi, Nana Mambéré and Ouham Pende prefectures hosted 50 percent or more people classified in IPC 4 (Emergency) in September 2022–March 2023 while the latest food insecurity analysis confirmed that all these prefectures now have less than 50 percent of their population in IPC 4 over the same period in 2023–2024

[5] December 2023 figures, Commission Mouvement de Population (CMP)

[6] November 2023, IPC Analysis of Acute Malnutrition: September 2023–August 2024 Projection

[https://www.ipcinfo.org/fileadmin/user\\_upload/ipcinfo/docs/IPC\\_CAR\\_Acute\\_Malnutrition\\_Sept2023\\_Aug2024\\_Report\\_French.pdf](https://www.ipcinfo.org/fileadmin/user_upload/ipcinfo/docs/IPC_CAR_Acute_Malnutrition_Sept2023_Aug2024_Report_French.pdf)

[7] United Nations Office for the Coordination of Humanitarian Affairs (OCHA), November 2023. Central African Republic Humanitarian Dashboard (January – September 2023)

[8] WFP, October 2023. Mobile Vulnerability Analysis and Mapping (mVAM) Bulletin in Central African Republic

## Strategic outcome 01

[1] Information from the National Food Security Survey (ENSA) and the Integrated Phase Classification of Food Security (IPC). Comparison of the acute food insecurity analyses in March 2018 and in September 2023 confirmed a 24 percent decrease in the number of highly acute food insecure people classified in emergency food insecurity, with a clear improvement in the food insecurity in the centre of the country

[2] United Nations Office for the Coordination of Humanitarian Affairs (OCHA), June 2023. Central African Republic: Addendum Humanitarian Response Plan 2023.

<https://reliefweb.int/report/central-african-republic/republique-centrafricaine-addendum-plan-de-reponse-humanitaire-2023-mai-2023>

[3] Comparison between 2022 and 2023 data

[4] Data from February 2023

[5] Targeting was completed based on the 2022 National Nutrition survey, using the SMART methodology

[6] Percentage is above the SPHERE standards of 75 percent, and higher than the January–February recovery rate of 91 percent

[7] Sixty-three percent of the beneficiaries involved were women

## Strategic outcome 02

[1] 2022 SMART Survey

[2] Data from the 2023 Humanitarian Needs Overview and Education Cluster

[3] IPC, October 2023. Acute Malnutrition Situation for September 2023 – February 2024 and Projection for March – August 2024

<https://www.ipcinfo.org/ipc-country-analysis/details-map/en/c/1156687?iso3=CAF>

[4] WFP and the Ministry of Health and Population implemented malnutrition prevention activities in the following nine prefectures: Vakaga (north-east), Haute-Kotto (east), Mbomou (south-east), Ouaka and Nana Gribizi (centre), Kemo (south), Ouham and Ouham Pende (north-west)

[5] Compared to the previous Interim Country Strategic Plan (I-CSP) 2018–2023 which ended in February 2023

[6] Indicator E.4.1: due to limited funding, WFP focused on screening and distribution activities and did not implement interpersonal social and behaviour change communication (SBCC) under the prevention activities

## Strategic outcome 03

[1] Under strategic outcome 3, resilience building activities were implemented in Basse Kotto, Haute Kotto, Mambere-Kadai, Mbomou, Nana-Gribizi, Nana-Membere, Ombella MPoko, Ouaka, Ouham, Ouham-Pende prefectures

[2] WFP assisted 246,000 people under its strategic outcome 3 out of the 250,000 people in its resilience building activities in 2023

[3] Under the African Development Bank-funded project, WFP and the Government would support school canteens in the Ouaka and Kémo prefectures

[4] Other development actors include but is not limited to non-governmental organisations, the World Bank, African Development Bank, FIDA, among others

## Strategic outcome 04

[1] WFP signed a memorandum of understanding (MoU) with the Ministry of Agriculture and Rural Development, Ministry of Health and Population, Ministry of Economy and Planning and International Cooperation, Ministry of Humanitarian Action, Solidarity and National Reconciliation, Ministry of National Education. The Central African Agricultural Development Agency (ACDA) and the Chamber of Agriculture and Tourism are two collaborating technical units in the various intervention zones

[2] WFP Office of Evaluation, January 2024. Evaluation of Central African Republic WFP Interim Country Strategic Plan 2018-2022. Link:

<https://www.wfp.org/publications/evaluation-central-african-republic-wfp-interim-country-strategic-plan-2018-2022>

[Comment on data]: In 2023, there was no available data on indicators for this strategic outcome. This was primarily due to insufficient funding and extremely limited implementation

## Strategic outcome 05

[1] The helicopter contract started in August 2023, in replacement of one CARAVAN

[2] According to the humanitarian response plan for 2023, UNHAS initially has four fixed wing aircrafts and one helicopter within its fleet. The fleet review at the end of 2023 led to the interruption of one aircraft and of the helicopter.

[3] Humanité & Inclusion – Handicap International was the Logistics Cluster's partner supporting the management of air platform in CAR

[4] This represents only 3 percent of the HRP objective for 2023 (300 km or road)

[5] The Emergency Telecommunications Cluster required USD 1.2 million in 2023

[6] Very small aperture terminal

[7] ETC internet connectivity was used by 650 users a month from 68 organizations (12 UN agencies and 56 NGOs) on 11 sites.

[8] United Nations agencies include International Organization for Migration (IOM), United Nations Office for the Coordination of Humanitarian Affairs (OCHA), United Nations Department for Safety and Security (UNDSS), United Nations High Commissioner for Refugees (UNHCR), the United Nations Children's Fund (UNICEF) and WFP

[9] Under the Global Fund Project, WFP worked with Médecins sans Frontières, MENTOR, IEDA Relief, Cooperazione Internazionale, Plan International, REMOD, FHNOD

[10] The Global Fund stored 123.74 MT of medicines, worth USD 4.3 million in Bangui

## Gender equality and women's empowerment

[1] The gender inequality index (GII) is a composite metric of gender inequality using three dimensions: reproductive health, empowerment and the labour market. A low GII value indicates low inequality between women and men, and vice-versa. UNDP, 2022. Human Development Report. Available at:

<https://hdr.undp.org/data-center/thematic-composite-indices/gender-inequality-index#/indicies/GII>

[2] The GAM code is a corporate tool coding from 0 to 4 the integration of gender and age in the design and monitoring of WFP programmes

## Protection and accountability to affected populations

[1] Reports provided by the Population Movement Commission (CMP) confirmed a 7 percent decrease between December 2022 and December 2023

[2] United Nations Office for the Coordination of Humanitarian Affairs (OCHA), November 2022. 2023 Humanitarian Needs Overview

[3] WFP and partners staffs were trained on WFP protection approach in the Haute Kotto, Mbomou, Nana Gribizi, Nana Mambere, Ouaka, Ouham prefectures

## Environmental sustainability

[1] World Bank, October 2023. Central African Republic Poverty Assessment 2023

[2] The last capacity building session on the Environmental and Social Sustainability Framework involved colleagues from the Bambari, Bouar, Bossangoa and Bria sub-offices and from the country office

[3] Awareness raising and training sessions were organized in Nana-Gribizi, Ouham, Ouaka, Basse-Kotto, Membéré-Kadeï and Haute-Kotto prefectures

## Nutrition integration

[1] United Nations Office for the Coordination of Humanitarian Affairs (OCHA), November 2022. 2023 Humanitarian Needs Overview

[2] Service de Nutrition et de l'Hygiène Alimentaire

## Financial Overview

[1] Available resources in 2023 under the Country Strategic Plan 2023–2027 that started in March 2023 amount to USD 197.4 million which includes USD 76.5 million from contributions confirmed late in 2023. Therefore, unspent balances will be carried over to cover operations in 2024

[2] Integrated Food Security Phase Classification: A five-phase scale which classifies levels of acute food insecurity, with 1 being the least acute, and 5 being the most acute

[3] Advance financing represented 2 percent of the total funding received in 2023

[Comment on data]: The USD 5.4 million not programmed include funds received at country strategic plan level and not earmarked at strategic outcome/activity level, as well as, local generated funds and insurance recoveries. The USD 5.4 million will be carried over in 2024

# Annex

## Reporting on beneficiary information in WFP's annual country reports

To produce estimates of the total number of unique beneficiaries WFP has assisted yearly, the data from all activities and transfer modalities must be adjusted to eliminate overlaps and add new beneficiaries. Further background information is provided in the summary tables annex of the ACR.

The final estimated number of beneficiaries assisted in each country is validated by country offices and entered in COMET at the end of every year:

- the total number of beneficiaries, which is the sum of all direct beneficiaries reached under all country level activities and outputs, based on the adjusted totals that seek to eliminate overlap;
- the total number of beneficiaries receiving food transfers, cash-based transfers and commodity vouchers or capacity strengthening, the sum of all direct beneficiaries reached under the activities and outputs for each of these transfer modalities, based on the adjusted estimates that seek to eliminate overlap;
- the total number of beneficiaries assisted under outputs defined by country offices and specific to their operations;
- the total number of beneficiaries assisted under each programme area, the sum of all direct beneficiaries reached under WFP's eight programme areas at the country level;
- the number of schoolchildren assisted under school-based programmes, the sum of all participants assisted under the school-based programmes, adjusted to exclude overlaps and activity supporters such as teachers and cooks.

Although WFP conducts quality assurance to provide beneficiary data which are as accurate as possible, numerous challenges remain regarding data collection, verification, entry and processing. Beneficiary numbers in ACRs should be considered "best estimates", subject to over- and under- estimation.

# Figures and Indicators

## Beneficiaries by Sex and Age Group

Beneficiary Category	Gender	Planned	Actual	% Actual vs. Planned
Total Beneficiaries	male	696,991	548,118	79%
	female	837,909	577,983	69%
	total	1,534,900	1,126,101	73%
<b>By Age Group</b>				
0-23 months	male	89,509	48,617	54%
	female	90,674	54,558	60%
	total	180,183	103,175	57%
24-59 months	male	53,497	43,052	80%
	female	58,252	45,697	78%
	total	111,749	88,749	79%
5-11 years	male	135,258	142,325	105%
	female	135,062	133,828	99%
	total	270,320	276,153	102%
12-17 years	male	85,033	77,053	91%
	female	103,895	81,040	78%
	total	188,928	158,093	84%
18-59 years	male	314,043	217,993	69%
	female	423,939	239,509	56%
	total	737,982	457,502	62%
60+ years	male	19,651	19,078	97%
	female	26,087	23,351	90%
	total	45,738	42,429	93%

## Beneficiaries by Residence Status

Residence Status	Planned	Actual	% Actual vs. Planned
Refugee	11,200	44,059	393%
IDP	484,000	140,589	29%
Returnee	165,600	65,343	39%
Resident	874,100	876,110	100%

## Beneficiaries by Programme Area

Programme Area	Planned	Actual	% Actual vs. Planned
Asset Creation and Livelihood	250,000	245,544	98%
Malnutrition prevention programme	167,000	46,167	27%
Malnutrition treatment programme	35,900	8,480	23%
School based programmes	150,000	174,111	116%
Smallholder agricultural market support programmes	100,000	21,077	21%
Unconditional Resource Transfers	832,000	669,715	80%

## Annual Food Transfer (mt)

Commodities	Planned Distribution (mt)	Actual Distribution (mt)	% Actual vs. Planned
Access to Food			
Strategic Outcome 01			
Beans	0	461	-
Corn Soya Blend	1,500	127	8%
High Energy Biscuits	160	4	3%
Iodised Salt	435	134	31%
LNS	470	8	2%
Maize Meal	0	1,122	-
Rice	36,540	8,591	24%
Split Peas	10,440	3,523	34%
Vegetable Oil	2,760	1,075	39%
End Malnutrition			
Strategic Outcome 02			
Beans	0	138	-
Corn Soya Blend	3,289	577	18%
Iodised Salt	45	17	37%
LNS	202	0	0%
Rice	1,814	918	51%
Split Peas	832	176	21%
Vegetable Oil	378	89	24%
Sustainable Food System			
Strategic Outcome 03			
Beans	1,224	348	28%
Iodised Salt	51	5	9%
Maize Meal	4,284	388	9%
Rice	0	3	-
Split Peas	0	75	-
Vegetable Oil	306	85	28%

## Annual Cash Based Transfer and Commodity Voucher (USD)



Modality	Planned Distribution (CBT)	Actual Distribution (CBT)	% Actual vs. Planned
Access to Food			
Strategic Outcome 01			
Cash	12,547,440	3,620,132	29%
Value Voucher	29,277,360	6,973,075	24%
End Malnutrition			
Strategic Outcome 02			
Cash	327,348	0	0%
Value Voucher	763,812	0	0%
Sustainable Food System			
Strategic Outcome 03			
Cash	1,678,320	311,974	19%
Value Voucher	3,916,080	1,926,428	49%

## Strategic Outcome and Output Results

<b>Strategic Outcome 01: Crisis-affected populations in the Central African Republic, including refugees, internally displaced persons, returnees and host populations with or without disabilities, are able to meet their food and nutrition needs during and in the aftermath of crises.</b>				<b>Crisis Response</b>	
<b>Output Results</b>					
<b>Activity 01: Provide lifesaving assistance to crisis-affected populations to meet their basic food and nutrition needs and support their early recovery.</b>					
Corporate output 1.1: Food insecure and crisis-affected populations have access to nutritious food and cash-based assistance, restored assets and services to meet their urgent needs					
CSP Output 01: Crisis-affected women, men, girls and boys in priority areas (tier 1) receive food and/or cash that meets their basic food and nutrition needs and supports stability.					
Output Indicator	Beneficiary Group	Sub Activity	Unit of measure	Planned	Actual
A.1.1 Number of people receiving assistance unconditionally or conditionally (complementary with UNICEF, FAO, WHO)	All	General Distribution	Female	422,100	350,478
			Male	377,900	319,237
			<b>Total</b>	<b>800,000</b>	<b>669,715</b>
A.2.1 Quantity of food provided through conditional or unconditional assistance			MT	50,185	14,914.1
A.3.1 Total value of cash transferred to people			USD	11,268,720	3,300,413
A.4.1 Total value of vouchers transferred to people disaggregated by type (value voucher or commodity voucher)			USD	26,293,680	6,973,075
A.8 Number of rations provided through conditional or unconditional assistance		General Distribution	Number	172,080,000	75,871,124
<b>Activity 02: Provide an integrated assistance package for the treatment of moderate acute malnutrition to children 6–59 months of age and pregnant and lactating women and girls and provide nutrition assessment, counselling and support for people living with HIV and tuberculosis clients receiving ART/DOT in crisis affected areas.</b>					
Corporate output 1.2: Crisis-affected children, pregnant women and girls and new mothers, and other nutritionally vulnerable populations benefit from programmes to prevent and treat malnutrition and improve diets					
CSP Output 03: Crisis-affected children 6-59 months of age, adolescent girls, pregnant and nursing women and girls, malnourished persons and clients undergoing antiretroviral therapy and tuberculosis therapy (Tier 1) receive a comprehensive package of nutritious foods and nutrition counselling to improve their nutrition status.					
Output Indicator	Beneficiary Group	Sub Activity	Unit of measure	Planned	Actual

			USD	2,983,680	
A.1.1 Number of people receiving assistance unconditionally or conditionally (complementary with UNICEF, FAO, WHO)	ART clients; All; Children; Pregnant Breastfeeding Women and Girls	HIV/TB Care & treatment; HIV/TB Mitigation & Safety Nets; Treatment of moderate acute malnutrition	Female Male <b>Total</b>	41,449 26,451 <b>67,900</b>	10,419 7,972 <b>18,391</b>
A.1.2 Number of nutritionally vulnerable people receiving food/cash-based transfers/commodity vouchers/capacity strengthening transfers through malnutrition treatment and prevention programmes (complementary with UNICEF, FAO, WHO)	ART clients	HIV/TB Care & treatment	Female Male <b>Total</b>	5,431 4,569 <b>10,000</b>	170 80 <b>250</b>
A.1.2 Number of nutritionally vulnerable people receiving food/cash-based transfers/commodity vouchers/capacity strengthening transfers through malnutrition treatment and prevention programmes (complementary with UNICEF, FAO, WHO)	Children	Treatment of moderate acute malnutrition	Female Male <b>Total</b>	8,636 7,264 <b>15,900</b>	4,269 3,961 <b>8,230</b>
A.1.2 Number of nutritionally vulnerable people receiving food/cash-based transfers/commodity vouchers/capacity strengthening transfers through malnutrition treatment and prevention programmes (complementary with UNICEF, FAO, WHO)	Pregnant Breastfeeding Women and Girls	Treatment of moderate acute malnutrition	Female Male <b>Total</b>	10,000  <b>10,000</b>	  <b>10,000</b>
A.2.2 Quantity of food provided to nutritionally vulnerable people through malnutrition treatment and prevention programmes			MT	2,120	130.51
A.3.1 Total value of cash transferred to people			USD	1,278,720	319,718
B.1.2 Quantity of fortified food provided to treat or prevent malnutrition			MT	150	0.17
B.2.1 Quantity of specialized nutritious foods provided to treat or prevent malnutrition			MT	1,970	130.34

### Other Output

**Activity 02: Provide an integrated assistance package for the treatment of moderate acute malnutrition to children 6–59 months of age and pregnant and lactating women and girls and provide nutrition assessment, counselling and support for people living with HIV and tuberculosis clients receiving ART/DOT in crisis affected areas.**

Corporate Output 1.2: Crisis-affected children, pregnant women and girls and new mothers, and other nutritionally vulnerable populations benefit from programmes to prevent and treat malnutrition and improve diets

CSP Output 03: Crisis-affected children 6-59 months of age, adolescent girls, pregnant and nursing women and girls, malnourished persons and clients undergoing antiretroviral therapy and tuberculosis therapy (Tier 1) receive a comprehensive package of nutritious foods and nutrition counselling to improve their nutrition status.

Output indicator	Detailed indicator	Sub Activity	Unit of measure	Planned	Actual
A.6.1: Number of WFP-assisted health centres or sites	A.6.1.1: Total number of WFP-assisted health centres or sites	HIV/TB Care & treatment	centre/site centre/site	55 92	47 92

E.4: Number of people reached through interpersonal social and behaviour change communication (SBCC) approaches (complementary with UNICEF, FAO, WFP, WHO)	E.4.1: Number of people reached through interpersonal social and behaviour change communication (SBCC) approaches (complementary with UNICEF, FAO, WFP, WHO)	HIV/TB Care & treatment	Individual Individual	10,000 65,000	8,170 6,064
--	--	-------------------------	--------------------------	------------------	----------------

CSP Output 04: Targeted populations (Tier 2) benefit from the strengthened capacity of health workers and partners to prevent and treat malnutrition.

Output indicator	Detailed indicator	Sub Activity	Unit of measure	Planned	Actual
C.4: Number of people engaged in capacity strengthening initiatives facilitated by WFP to enhance national stakeholder capacities contributing to Zero Hunger	C.4.g.2: Number of government and public sector staff participating in training and other technical assistance initiatives	Malnutrition Treatment (CCS)	Number	92	0
C.5: Number of capacity strengthening initiatives facilitated by WFP to enhance national stakeholder capacities to contribute to Zero Hunger and other SDGs	C.5.g.6: Number of training sessions/workshops organized	Malnutrition Treatment (CCS)	Number	7	7

### Outcome Results

**Activity 01: Provide lifesaving assistance to crisis-affected populations to meet their basic food and nutrition needs and support their early recovery.**

Outcome Indicator	Sex	Baseline	End-CSP Target	2023 Target	2023 Follow-up	Source
<b>Target Group:</b> IDPs, Refugees, Returnees and Severely Food Insecurity people / URT1 / URT_GD - <b>Location:</b> Central African Republic - <b>Modality:</b> Cash, Food, Value Voucher - <b>Subactivity:</b> General Distribution						
Consumption-based coping strategy index (average)	Female	12.3	<10	<10	16.4	WFP survey
	Male	9.9	<10	<10	14.9	WFP survey
	Overall	10.5	<10	<10	15.3	WFP survey
Economic capacity to meet essential needs	Female	5.5	≥80	≥50	12.2	WFP survey
	Male	5.2	≥80	≥50	15.8	WFP survey
	Overall	5.3	≥80	≥50	14.7	WFP survey
Food consumption score: Percentage of households with Acceptable Food Consumption Score	Female	58.6	≥70	≥70	53.1	WFP programme monitoring
	Male	57.9	≥70	≥70	62.3	WFP programme monitoring
	Overall	58.1	≥70	≥70	59.4	WFP programme monitoring
Food consumption score: Percentage of households with Borderline Food Consumption Score	Female	25.4	≤20	≤20	33.9	WFP programme monitoring
	Male	27.6	≤20	≤20	29.3	WFP programme monitoring
	Overall	27	≤20	≤20	30.7	WFP programme monitoring

Food consumption score: Percentage of households with Poor Food Consumption Score	Female	16	<10	≤10	13	WFP
	Male	14.5	<10	≤10	8.4	programme monitoring
	Overall	14.9	<10	≤10	9.9	WFP programme monitoring
Food consumption score – nutrition: Percentage of households that consumed Hem Iron rich food daily (in the last 7 days)	Female	11	≥80	≥15	2.2	WFP
	Male	7.6	≥80	≥15	3.5	programme monitoring
	Overall	8.5	≥80	≥15	3.1	WFP programme monitoring
Food consumption score – nutrition: Percentage of households that sometimes consumed Hem Iron rich food (in the last 7 days)	Female	75.3	≤15	≥80	84.9	WFP
	Male	78.8	≤15	≥80	84.9	programme monitoring
	Overall	77.9	≤15	≥80	84.9	WFP programme monitoring
Food consumption score – nutrition: Percentage of households that never consumed Hem Iron rich food (in the last 7 days)	Female	13.7	<5	<5	12.9	WFP
	Male	13.6	<5	<5	11.6	programme monitoring
	Overall	13.6	<5	<5	12	WFP programme monitoring
Food consumption score – nutrition: Percentage of households that consumed Protein rich food daily (in the last 7 days)	Female	32.9	≥80	≥30	31	WFP
	Male	31.4	≥80	≥30	35.2	programme monitoring
	Overall	31.8	≥80	≥30	33.9	WFP programme monitoring
Food consumption score – nutrition: Percentage of households that sometimes consumed Protein rich food (in the last 7 days)	Female	54.9	≤15	≥60	61.6	WFP
	Male	57	≤15	≥60	60.8	programme monitoring
	Overall	56.4	≤15	≥60	61	WFP programme monitoring

Food consumption score – nutrition: Percentage of households that never consumed Protein rich food (in the last 7 days)	Female	12.2	<5	<10	7.4	WFP
	Male	11.6	<5	<10	4	programme monitoring
	Overall	11.8	<5	<10	5.1	WFP programme monitoring
Food consumption score – nutrition: Percentage of households that consumed Vit A rich food daily (in the last 7 days)	Female	44.1	≥80	≥40	31.8	WFP
	Male	32.9	≥80	≥40	35.4	programme monitoring
	Overall	40.6	≥80	≥40	34.3	WFP programme monitoring
Food consumption score – nutrition: Percentage of households that sometimes consumed Vit A rich food (in the last 7 days)	Female	40.3	≤15	≥50	53.3	WFP
	Male	46.1	≤15	≥50	53.5	programme monitoring
	Overall	44.5	≤15	≥50	53.4	WFP programme monitoring
Food consumption score – nutrition: Percentage of households that never consumed Vit A rich food (in the last 7 days)	Female	15.6	<5	<10	14.9	WFP
	Male	14.7	<5	<10	11.1	programme monitoring
	Overall	14.9	<5	<10	12.3	WFP programme monitoring
Livelihood coping strategies for essential needs: Percentage of households using crisis coping strategies	Female	10.3	<1	<11	9.6	WFP survey
	Male	5.4	<1	<1	6.2	WFP survey
	Overall	6.7	<1	<1	7.2	WFP survey
Livelihood coping strategies for essential needs: Percentage of households using emergency coping strategies	Female	25.2	≤5	≤5	25.5	WFP survey
	Male	21	≤5	≤5	27	WFP survey
	Overall	21.2	≤5	≤5	26.5	WFP survey
Livelihood coping strategies for essential needs: Percentage of households using stress coping strategies	Female	30.2	≤15	≤15	30.8	WFP survey
	Male	32.8	≤15	≤15	32.8	WFP survey
	Overall	32.1	≤15	≤15	32.8	WFP survey
Livelihood coping strategies for essential needs: Percentage of households not using livelihood based coping strategies	Female	34.3	≥80	≥80	34.1	WFP survey
	Male	40.8	≥80	≥80	34.1	WFP survey
	Overall	39	≥80	≥80	34.1	WFP survey
Livelihood coping strategies for food security: Percentage of households using crisis coping strategies	Female	25.2	=0	≤10	25.5	WFP
	Male	21	=0	≤10	27	programme monitoring
	Overall	22.1	=0	≤10	26.5	WFP programme monitoring

Livelihood coping strategies for food security: Percentage of households using emergency coping strategies	Female	10.3	<5	<5	9.6	WFP
	Male	5.4	<5	<5	6.2	programme monitoring
	Overall	6.7	<5	<5	7.2	WFP programme monitoring
Livelihood coping strategies for food security: Percentage of households using stress coping strategies	Female	27.4	≤15	≤20	0	WFP
	Male	29.5	≤15	≤20	0	programme monitoring
	Overall	29	≤15	≤20	0	WFP programme monitoring
Livelihood coping strategies for food security: Percentage of households not using livelihood based coping strategies	Female	37.1	≥80	≥65	64.9	WFP
	Male	44.1	≥80	≥65	66.9	programme monitoring
	Overall	42.2	≥80	≥65	66.2	WFP programme monitoring

**Activity 02: Provide an integrated assistance package for the treatment of moderate acute malnutrition to children 6–59 months of age and pregnant and lactating women and girls and provide nutrition assessment, counselling and support for people living with HIV and tuberculosis clients receiving ART/DOT in crisis affected areas.**

Outcome Indicator	Sex	Baseline	End-CSP Target	2023 Target	2023 Follow-up	Source
-------------------	-----	----------	----------------	-------------	----------------	--------

**Target Group:** ART Clients - **Location:** Central African Republic - **Modality:** Food - **Subactivity:** HIV/TB Care & treatment

Default rate of clients from TB-DOTS and PMTCT programmes	Overall	0.08	≤1	<5		WFP programme monitoring
---	---------	------	----	----	--	--------------------------

**Target Group:** Children 6 - 59 months / NTA1 / NTA\_MAM - **Location:** Central African Republic - **Modality:** Food - **Subactivity:** Treatment of moderate acute malnutrition

Moderate acute malnutrition treatment default rate	Female	4	≤5	≤15	4.7	WFP
	Male	4	≤5	≤15	3.7	programme monitoring
	Overall	4	≤5	≤15	4.2	WFP programme monitoring

Moderate acute malnutrition treatment mortality rate	Female	0.1	<1	<3	0.1	WFP
	Male	0.1	<1	<3	0.1	programme monitoring
	Overall	0.1	<1	<3	0.1	WFP programme monitoring

Moderate acute malnutrition treatment mortality rate	Female	0.1	<1	<3	0.1	WFP
	Male	0.1	<1	<3	0.1	programme monitoring
	Overall	0.1	<1	<3	0.1	WFP programme monitoring

Moderate acute malnutrition treatment non-response rate	Female	5	≤5	<15	5.2	WFP
	Male	5	≤5	<15	4.7	programme monitoring
	Overall	5	≤5	<15	4.9	WFP programme monitoring
Moderate acute malnutrition treatment recovery rate	Female	91	≥90	>90	90	WFP
	Male	91	≥90	>90	91.5	programme monitoring
	Overall	91	≥90	>90	90.8	WFP programme monitoring
Percentage of moderate acute malnutrition cases reached by treatment services (coverage)	Female	41	≥80	>50	65	WFP
	Male	41	≥80	>50		programme monitoring
	Overall	41	≥80	>50		WFP programme monitoring

<b>Strategic Outcome 02: Nutritionally vulnerable and shock affected populations (including indigenous peoples) with or without disabilities in targeted areas have improved nutrition, health and education and enhanced access to safe and nutritious diets and school feeding in line with national standards by 2027.</b>	<b>Root Causes</b>
---	--------------------

### Output Results

#### Activity 03: Provide a comprehensive health and nutrition package to targeted groups for the prevention of malnutrition.

Corporate output 2.2: Children, pregnant women and girls and new mothers, and other nutritionally vulnerable populations benefit from programmes to prevent and treat malnutrition and improve diets

CSP Output 05: Targeted children 6-23 months of age, pregnant and lactating women and girls in vulnerable situation (Tier 1) have access to adequate, safe and nutritious food to prevent malnutrition.

Output Indicator	Beneficiary Group	Sub Activity	Unit of measure	Planned	Actual
			USD	372,960	
A.1.2 Number of nutritionally vulnerable people receiving food/cash-based transfers/commodity vouchers/capacity strengthening transfers through malnutrition treatment and prevention programmes (complementary with UNICEF, FAO, WHO)	Children	Prevention of stunting	Female Male <b>Total</b>	46,800 50,200 <b>97,000</b>	20,507 17,487 <b>37,994</b>
A.1.2 Number of nutritionally vulnerable people receiving food/cash-based transfers/commodity vouchers/capacity strengthening transfers through malnutrition treatment and prevention programmes (complementary with UNICEF, FAO, WHO)	Pregnant Breastfeeding Women and Girls	Prevention of stunting	Female Male <b>Total</b>	70,000  <b>70,000</b>	8,173  <b>8,173</b>
A.2.2 Quantity of food provided to nutritionally vulnerable people through malnutrition treatment and prevention programmes			MT	3,643	578.26
B.1.2 Quantity of fortified food provided to treat or prevent malnutrition			MT	151	9.71
B.2.1 Quantity of specialized nutritious foods provided to treat or prevent malnutrition			MT	3,492	568.55

#### Activity 04: Provide nutritious school meals to schoolboys and schoolgirls in targeted areas in a way that promotes local production and school retention and reduces gender and ethnic discrimination.

Corporate output 2.3: School-age children and adolescents have access to school-based health and nutrition packages

CSP Output 08: Boys and girls attending school (Tier 1) benefit from nutrition, health and education packages linked to home-grown school feeding that meet their food and nutrition requirements, improve school enrolment, attendance and retention and empower girls and indigenous children.

Output Indicator	Beneficiary Group	Sub Activity	Unit of measure	Planned	Actual
			USD	718,200	
A.1.4 Number of girls and boys receiving food/cash-based transfers/commodity vouchers/capacity strengthening transfers through emergency school-based programmes (complementary with UNICEF, UNHCR, WFP)	Students (primary schools)	School feeding (on-site)	Female Male <b>Total</b>	70,959 79,041 <b>150,000</b>	79,643 94,468 <b>174,111</b>
A.2.3 Quantity of food provided to girls and boys through school-based programmes			MT	2,918	1,337.1
A.2.9 Quantity of food provided to schools through home-grown school-based programmes			MT	2,918	1,337.1



B.1.3 Quantity of fortified food provided for girls and boys benefiting from school-based programming			MT	272	95.97
---	--	--	----	-----	-------

## Other Output

### Activity 03: Provide a comprehensive health and nutrition package to targeted groups for the prevention of malnutrition.

Corporate Output 2.2: Children, pregnant women and girls and new mothers, and other nutritionally vulnerable populations benefit from programmes to prevent and treat malnutrition and improve diets

CSP Output 06: Targeted women, men, girls and boys (Tier 2) receive nutrition-sensitive social behaviour change communication (SBCC) on healthy diets, infant and young child feeding (IYCF) and essential family practices to prevent malnutrition.

Output indicator	Detailed indicator	Sub Activity	Unit of measure	Planned	Actual
E.4: Number of people reached through interpersonal social and behaviour change communication (SBCC) approaches (complementary with UNICEF, FAO, WFP, WHO)	E.4.1: Number of people reached through interpersonal social and behaviour change communication (SBCC) approaches (complementary with UNICEF, FAO, WFP, WHO)	Prevention of stunting	Individual	150,000	57,240

CSP Output 07: Targeted populations (Tier 2) benefit from the enhanced capacity of health and nutrition services to improve their health and nutrition status, including through the promotion and use of local fortified food and nutrition value chains.

Output indicator	Detailed indicator	Sub Activity	Unit of measure	Planned	Actual
C.4: Number of people engaged in capacity strengthening initiatives facilitated by WFP to enhance national stakeholder capacities contributing to Zero Hunger	C.4.g.3: Number of national partner staff participating in training and other technical assistance initiatives	Malnutrition Prevention (CCS)	Number	55	47
C.5: Number of capacity strengthening initiatives facilitated by WFP to enhance national stakeholder capacities to contribute to Zero Hunger and other SDGs	C.5.g.6: Number of training sessions/workshops organized	Malnutrition Prevention (CCS)	Number	5	2

### Activity 04: Provide nutritious school meals to schoolboys and schoolgirls in targeted areas in a way that promotes local production and school retention and reduces gender and ethnic discrimination.

Corporate Output 2.3: School-age children and adolescents have access to school-based health and nutrition packages

CSP Output 08: Boys and girls attending school (Tier 1) benefit from nutrition, health and education packages linked to home-grown school feeding that meet their food and nutrition requirements, improve school enrolment, attendance and retention and empower girls and indigenous children.

Output indicator	Detailed indicator	Sub Activity	Unit of measure	Planned	Actual
A.5: Quantity of non-food items distributed	A.5.g.2: Total number of energy-efficient devices distributed to targeted institutions, communities and households	School feeding (on-site)	Number	15,189	15,189
A.6.2: Number of schools or institutional sites reached through school-based programming	A.6.2.1: Total number of schools assisted by WFP	School feeding (on-site)	school	292	292
N.1.1: Feeding days as percentage of total school days	N.1.1.1: Feeding days as percentage of total school days	School feeding (on-site)	%	75	75
N.2: Average number of school days per month on which multi-fortified or at least 4 food groups were provided (nutrition-sensitive indicator)	N.2.1: Average number of school days per month on which multi-fortified or at least 4 food groups were provided (nutrition-sensitive indicator)	School feeding (on-site)	%	18	18

## Outcome Results

**Activity 03: Provide a comprehensive health and nutrition package to targeted groups for the prevention of malnutrition.**

Outcome Indicator	Sex	Baseline	End-CSP Target	2023 Target	2023 Follow-up	Source
-------------------	-----	----------	----------------	-------------	----------------	--------

**Target Group:** Children 6-23 months / NPA1 / NPA\_PREV - **Location:** Central African Republic - **Modality:** Food - **Subactivity:** Prevention of acute malnutrition

Proportion of eligible population reached by nutrition preventive programme (coverage)	Female	42	≥80	≥70	55	WFP programme monitoring
	Male	47	≥80	≥70	55	WFP programme monitoring
	Overall	44	≥80	≥70	55	WFP programme monitoring
Proportion of children 6-23 months of age who receive a minimum acceptable diet: Minimum Diet Diversity 6-23 months (MDD)	Female	18.6	≥80	≥28	33	WFP survey
	Male	16.6	≥80	≥28	31	WFP survey
	Overall	17.6	≥80	≥28	32	WFP survey
Proportion of children 6-23 months of age who receive a minimum acceptable diet: Minimum Meal Frequency 6-23 months (MMF)	Female	18.2	≥80	≥28	34.9	WFP survey
	Male	17.9	≥80	≥28	33.2	WFP survey
	Overall	18	≥80	≥28	33.9	WFP survey
Proportion of children 6-23 months of age who receive a minimum acceptable diet: Minimum Milk Feeding Frequency for Non-Breastfed children 6-23 months (MMFF)	Female	3.3	≥80	≥15	3.4	WFP survey
	Male	1.8	≥80	≥15	2.1	WFP survey
	Overall	2.5	≥80	≥15	2.7	WFP survey
Proportion of children 6-23 months of age who receive a minimum acceptable diet: Proportion of children 6-23 months of age who receive a minimum acceptable diet	Female	4	≥80	≥15	14.4	WFP survey
	Male	4.3	≥80	≥15	13.2	WFP survey
	Overall	4.1	≥80	≥15	13.7	WFP survey

**Target Group:** Women and girls of reproductive ages / NPA1 / NPA\_PREV - **Location:** Central African Republic - **Modality:** Food - **Subactivity:** Prevention of stunting

Minimum diet diversity for women and girls of reproductive age	Overall	23.1	≥80	≥30	31.2	WFP survey
--	---------	------	-----	-----	------	------------

**Activity 04: Provide nutritious school meals to schoolboys and schoolgirls in targeted areas in a way that promotes local production and school retention and reduces gender and ethnic discrimination.**

Outcome Indicator	Sex	Baseline	End-CSP Target	2023 Target	2023 Follow-up	Source
-------------------	-----	----------	----------------	-------------	----------------	--------

**Target Group:** Primary school - **Location:** Central African Republic - **Modality:** Food - **Subactivity:** School feeding (on-site)

Attendance rate	Female	84	≥95	≥95		Secondary data
	Male	90	≥95	≥95		Secondary data
	Overall	87	≥95	≥95		Secondary data
Retention rate, by grade: Retention rate	Female	91	≥95	≥95		Secondary data
	Male	95	≥95	≥95		Secondary data
	Overall	93	≥95	≥95		Secondary data

Strategic Outcome 03: Food insecure and shock-affected populations in targeted areas have improved livelihoods and more resilient and sustainable food systems by 2027.				Resilience Building	
Output Results					
Activity 05: Provide livelihood support and resilience building to targeted populations, including indigenous peoples and communities, through productive asset creation and value chain development.					
Corporate output 3.1: People and communities have access to productive assets to better cope with shocks and stressors					
CSP Output 09: Food insecure populations and shock-affected communities (including marginalized populations), especially women and youth (Tier 2), benefit from productive community assets that enhance their livelihoods, strengthen their resilience to shocks and support social cohesion and peace building in conflict-sensitive situations.					
Output Indicator	Beneficiary Group	Sub Activity	Unit of measure	Planned	Actual
A.1.1 Number of people receiving assistance unconditionally or conditionally (complementary with UNICEF, FAO, WHO)	All	Food assistance for asset	Female	132,601	129,180
			Male	117,399	116,364
			<b>Total</b>	<b>250,000</b>	<b>245,544</b>
A.2.6 Quantity of food provided to people enrolled in food assistance for assets activities			MT	5,865	904.98
A.3.4 Total value of cash transferred to people enrolled in food assistance for assets activities			USD	1,678,320	311,973
A.4.3 Total value of vouchers transferred to people enrolled in food assistance for assets activities disaggregated by type (value voucher or commodity voucher)			USD	3,916,080	1,926,428
Corporate output 3.3: Smallholder farmers and value chain actors have increased capacity to produce and aggregate marketable surpluses, reduce post-harvest losses, access markets and leverage linkages to schools					
CSP Output 10: Targeted smallholders and other food system actors (Tier 2) have increased capacity and access to improved innovative technologies (post-harvest management, food handling and processing), financial services and reliable market opportunities to enhance and diversify their productivity and their role in the value chain.					
Output Indicator	Beneficiary Group	Sub Activity	Unit of measure	Planned	Actual
F.1 Number of smallholder farmers supported with training, inputs, equipment and infrastructure	All	Smallholder agricultural market support Activities	Female	54,000	10,478
			Male	46,000	10,599
			<b>Total</b>	<b>100,000</b>	<b>21,077</b>

### Other Output

#### Activity 05: Provide livelihood support and resilience building to targeted populations, including indigenous peoples and communities, through productive asset creation and value chain development.

Corporate Output 3.1: People and communities have access to productive assets to better cope with shocks and stressors

CSP Output 09: Food insecure populations and shock-affected communities (including marginalized populations), especially women and youth (Tier 2), benefit from productive community assets that enhance their livelihoods, strengthen their resilience to shocks and support social cohesion and peace building in conflict-sensitive situations.

Output indicator	Detailed indicator	Sub Activity	Unit of measure	Planned	Actual
D.1.1: Number of assets built, restored or maintained by targeted households and communities, by type and unit of measure	D.1.1.g.13: Total number of climate adaptation assets built, restored or maintained	Food assistance for asset	Number	2,000	2,000
D.3: Number of participants who completed vocational/livelihood skills training activities	D.3.g.1: Number of participants who completed vocational/livelihood skills	Food assistance for asset	Number	20,000	20,000

Corporate Output 3.3: Smallholder farmers and value chain actors have increased capacity to produce and aggregate marketable surpluses, reduce post-harvest losses, access markets and leverage linkages to schools

CSP Output 10: Targeted smallholders and other food system actors (Tier 2) have increased capacity and access to improved innovative technologies (post-harvest management, food handling and processing), financial services and reliable market opportunities to enhance and diversify their productivity and their role in the value chain.

Output indicator	Detailed indicator	Sub Activity	Unit of measure	Planned	Actual
F.2: Total membership of supported smallholder farmer aggregation systems	F.2.1: Total membership of supported smallholder farmer aggregation systems (Male)	Smallholder agricultural market support Activities	Number	10,000	10,519
F.2: Total membership of supported smallholder farmer aggregation systems	F.2.2: Total membership of supported smallholder farmer aggregation systems (Female)	Smallholder agricultural market support Activities	Number	10,000	10,558
F.4: Number of agricultural and post-harvest inputs, equipment and infrastructures provided	F.4.g.2: Number of post-harvest management equipment provided	Smallholder agricultural market support Activities	Number	87,510	169,000
F.5: Number of meetings, workshops, fairs, events organized to facilitate market linkages	F.5.1: Number of meetings, workshops, fairs, events organized to facilitate market linkages	Smallholder agricultural market support Activities	Number	16	16
F.6: Number of contracts/commercial agreements facilitated	F.6.2: Number of commercial agreements facilitated (informal)	Smallholder agricultural market support Activities	Number	10	6

### Outcome Results

#### Activity 05: Provide livelihood support and resilience building to targeted populations, including indigenous peoples and communities, through productive asset creation and value chain development.

Outcome Indicator	Sex	Baseline	End-CSP Target	2023 Target	2023 Follow-up	Source
<b>Target Group:</b> ACL - <b>Location:</b> Central African Republic - <b>Modality:</b> Cash, Food, Value Voucher - <b>Subactivity:</b> Food assistance for asset						
Economic capacity to meet essential needs	Female	5.5	≥80	≥50	11.7	WFP survey
	Male	5.2	≥80	≥50	22.8	WFP survey
	Overall	5.3	≥80	≥50	17.7	WFP survey

**Target Group:** All - **Location:** Central African Republic - **Modality:** Capacity Strengthening, Cash, Food, Value Voucher - **Subactivity:** Smallholder agricultural market support Activities

Value of smallholder sales through WFP-supported aggregation systems (USD): Overall	Overall	1,632,000	≥3,000,000	≥1,632,000	1,002,251	WFP programme monitoring
Volume of smallholder sales through WFP-supported aggregation systems (MT): Overall	Overall	2,812	≥5,000	≥2,812	1,154	WFP programme monitoring
<b>Target Group: All - Location: Central African Republic - Modality: Cash, Food, Value Voucher - Subactivity: Food assistance for asset</b>						
Consumption-based coping strategy index (average)	Female	12.3	<10	<10	14.6	WFP survey
	Male	9.9	<10	<10	10.8	WFP survey
	Overall	10.5	<10	<10	12.5	WFP survey
Food consumption score: Percentage of households with Acceptable Food Consumption Score	Female	58.6	≥70	≥70	53.2	WFP programme monitoring
	Male	57.9	≥70	≥70	60.1	WFP programme monitoring
	Overall	58.1	≥70	≥70	57.1	WFP programme monitoring
Food consumption score: Percentage of households with Borderline Food Consumption Score	Female	25.4	≤20	<20	25	WFP programme monitoring
	Male	27.6	≤20	<20	24.1	WFP programme monitoring
	Overall	27	≤20	<20	24.5	WFP programme monitoring
Food consumption score: Percentage of households with Poor Food Consumption Score	Female	16	<10	<10	21.8	WFP programme monitoring
	Male	14.5	<10	<10	15.8	WFP programme monitoring
	Overall	14.9	<10	<10	18.4	WFP programme monitoring
Livelihood coping strategies for essential needs: Percentage of households using crisis coping strategies	Female	10.3	<1	<1	29	WFP programme monitoring
	Male	5.4	<1	<1	32.3	WFP programme monitoring
	Overall	6.7	<1	<1	30.9	WFP programme monitoring
Livelihood coping strategies for essential needs: Percentage of households using emergency coping strategies	Female	25.2	≤5	≤5	105	WFP programme monitoring
	Male	21	≤5	≤5	5.7	WFP programme monitoring
	Overall	22.1	≤5	≤5	7.8	WFP programme monitoring

Livelihood coping strategies for essential needs: Percentage of households using stress coping strategies	Female	30.2	≤15	≤15	24.2	WFP
	Male	32.8	≤15	≤15	22.2	programme monitoring
	Overall	32.1	≤15	≤15	23	WFP programme monitoring
Livelihood coping strategies for essential needs: Percentage of households not using livelihood based coping strategies	Female	34.3	≥80	≥80	36.3	WFP
	Male	40.8	≥80	≥80	39.9	programme monitoring
	Overall	39.1	≥80	≥80	38.3	WFP programme monitoring
Livelihood coping strategies for food security: Percentage of households using crisis coping strategies	Female	25.2	<1	≤10	29	WFP
	Male	21	<1	≤10	32.3	programme monitoring
	Overall	22.1	<1	≤10	30.9	WFP programme monitoring
Livelihood coping strategies for food security: Percentage of households using emergency coping strategies	Female	10.3	≤5	<5	10.5	WFP
	Male	5.4	≤5	<5	5.7	programme monitoring
	Overall	6.7	≤5	<5	7.8	WFP programme monitoring
Livelihood coping strategies for food security: Percentage of households using stress coping strategies	Female	27.4	≤15	≤20	0	WFP
	Male	29.5	≤15	≤20	0	programme monitoring
	Overall	29	≤15	≤20	0	WFP programme monitoring
Livelihood coping strategies for food security: Percentage of households not using livelihood based coping strategies	Female	37.1	≥80	≥65	60.5	WFP
	Male	44.1	≥80	≥65	62	programme monitoring
	Overall	42.2	≥80	≥65	61.3	WFP programme monitoring

<b>Strategic Outcome 05: The Government and humanitarian and development partners in the Central African Republic can reach populations in vulnerable situations and respond to emergencies throughout the year.</b>	<b>Crisis Response</b>
--	------------------------

**Other Output**

**Activity 07: Provide United Nations Humanitarian Air Service (UNHAS) services (passengers and light cargo) to the Government and humanitarian partners.**

Corporate Output 5.1: Governments and humanitarian actors utilize mandated services in crisis-settings to set-up, manage and deliver response and services

CSP Output 15: Crisis-affected populations (Tier 3) benefit from timely and efficient air transport services (UNHAS) offered to humanitarian and key partners to provide life-saving assistance.

Output indicator	Detailed indicator	Sub Activity	Unit of measure	Planned	Actual
H.4: Total volume of cargo transported	H.4.1: Quantity (mt) of cargo transported	Common Air Transport Services	MT	180	180
H.7: Total number of passengers transported	H.7.1: Number of passengers transported	Common Air Transport Services	Individual	24,000	24,000

**Activity 08: Provide on-demand data and telecommunication services to the Government, humanitarian and development partners and assisted populations.**

Corporate Output 5.2: Partners utilize on-demand services to augment their capacity and ensure more efficient, effective and coordinated interventions

CSP Output 16: Targeted populations (Tier 3) benefit from common emergency telecommunications cluster services provided by WFP to partners by receiving humanitarian and development assistance.

Output indicator	Detailed indicator	Sub Activity	Unit of measure	Planned	Actual
H.1: Number of shared services, data and analytics platforms provided by type	H.1.1: Number of technology solutions and services provided to the government and partners by WFP	Service Delivery	Number	9	9
H.2: Number and type of clusters established that provide coordination, platforms for information exchange and support services to enable humanitarian/peace/development actions	H.2.2: Emergency Telecommunication Clusters (ETC) established	Service Delivery	Yes/No	Yes	Yes

**Activity 09: Provide information management, coordination services and facilitate access to extra logistics service capacity to the humanitarian community and partners through the Logistics Cluster.**

Corporate Output 5.1: Governments and humanitarian actors utilize mandated services in crisis-settings to set-up, manage and deliver response and services

CSP Output 17: The humanitarian and development community (Tier 3) benefits from information management, coordination and common logistics services provided through the logistics cluster to deliver assistance to targeted populations.

Output indicator	Detailed indicator	Sub Activity	Unit of measure	Planned	Actual
H.4: Total volume of cargo transported	H.4.1: Quantity (mt) of cargo transported	Coordination	MT	400	250
			MT	400	250
			MT	400	250

**Activity 10: Provide bilateral logistics services to partners to support in-country supply chains for health programmes (malaria, tuberculosis, HIV/AIDS and COVID-19) and other needed commodities and services.**

Corporate Output 5.2: Partners utilize on-demand services to augment their capacity and ensure more efficient, effective and coordinated interventions

CSP Output 18: Targeted populations (Tier 3) benefit from bilateral logistics services provided by WFP to partners, by receiving humanitarian and development assistance.

Output indicator	Detailed indicator	Sub Activity	Unit of measure	Planned	Actual
H.4: Total volume of cargo transported	H.4.1: Quantity (mt) of cargo transported	SC/Logistics Services	MT	400	250
			MT	1,574	1,574

**Outcome Results**



Activity 07: Provide United Nations Humanitarian Air Service (UNHAS) services (passengers and light cargo) to the Government and humanitarian partners.						
Outcome Indicator	Sex	Baseline	End-CSP Target	2023 Target	2023 Follow-up	Source
<b>Target Group:</b> Humanitarian Actors - <b>Location:</b> Central African Republic - <b>Modality:</b> - <b>Subactivity:</b> Common Air Transport Services						
Percentage of users satisfied with services provided	Overall	90	≥95	≥95	97.7	WFP survey

## Cross-cutting Indicators

## Gender equality and women's empowerment indicators

Gender equality and women's empowerment indicators						
Cross-cutting indicators at Activity level						
Activity 01: Provide lifesaving assistance to crisis-affected populations to meet their basic food and nutrition needs and support their early recovery.						
CrossCutting Indicator	Sex	Baseline	End-CSP Target	2023 Target	2023 Follow-up	Source
<b>Target Group:</b> IDPs, Refugees, Returnees and Severely Food Insecurity people / URT1 / URT_GD - <b>Location:</b> Central African Republic - <b>Modality:</b> Cash, Food, Value Voucher - <b>Subactivity:</b> General Distribution						
Percentage of food assistance decision making entity members who are women	Overall	41	≥50	≥50	40	WFP survey
Percentage of households where women, men, or both women and men make decisions on the use of food/cash/vouchers, disaggregated by transfer modality - <i>Decisions jointly made by women and men</i>	Overall	41	<30	≥40	42.8	WFP survey
Percentage of households where women, men, or both women and men make decisions on the use of food/cash/vouchers, disaggregated by transfer modality - <i>Decisions made by men</i>	Overall	13	<30	<30	15.6	WFP survey
Percentage of households where women, men, or both women and men make decisions on the use of food/cash/vouchers, disaggregated by transfer modality - <i>Decisions made by women</i>	Overall	46	≥40	<30	41.5	WFP survey
Activity 05: Provide livelihood support and resilience building to targeted populations, including indigenous peoples and communities, through productive asset creation and value chain development.						
CrossCutting Indicator	Sex	Baseline	End-CSP Target	2023 Target	2023 Follow-up	Source
<b>Target Group:</b> All - <b>Location:</b> Central African Republic - <b>Modality:</b> Cash, Food, Value Voucher - <b>Subactivity:</b> Food assistance for asset						
Percentage of food assistance decision making entity members who are women	Overall	42	≥50	≥50	39.98	WFP survey
Percentage of households where women, men, or both women and men make decisions on the use of food/cash/vouchers, disaggregated by transfer modality - <i>Decisions jointly made by women and men</i>	Overall	48	<30	≥40	25.5	WFP survey
Percentage of households where women, men, or both women and men make decisions on the use of food/cash/vouchers, disaggregated by transfer modality - <i>Decisions made by men</i>	Overall	28	<30	<30	14.9	WFP survey
Percentage of households where women, men, or both women and men make decisions on the use of food/cash/vouchers, disaggregated by transfer modality - <i>Decisions made by women</i>	Overall	24	≥40	<30	59.6	WFP survey

## Protection indicators

Protection indicators						
Cross-cutting indicators at CSP level						
CrossCutting Indicator	Sex	Baseline	End-CSP Target	2023 Target	2023 Follow-up	Source
Percentage of beneficiaries who report being treated with respect as a result of their engagement in programmes	Female	88	=100	≥95	91.58	WFP survey
	Male	88	=100	≥95	89.96	WFP survey
	Overall	88	=100	≥95	90.66	WFP survey

Protection indicators						
Cross-cutting indicators at Activity level						
Activity 01: Provide lifesaving assistance to crisis-affected populations to meet their basic food and nutrition needs and support their early recovery.						
CrossCutting Indicator	Sex	Baseline	End-CSP Target	2023 Target	2023 Follow-up	Source
<b>Target Group:</b> IDPs, Refugees, Returnees and Severely Food Insecurity people / URT1 / URT_GD - <b>Location:</b> Central African Republic - <b>Modality:</b> Cash, Food, Value Voucher - <b>Subactivity:</b> General Distribution						
Percentage of beneficiaries reporting no safety concerns experienced as a result of their engagement in WFP programmes	Female	100	=100	=100	98.18	WFP survey
	Male	98	=100	=100	98.29	WFP survey
	Overall	99	=100	=100	98.25	WFP survey
Percentage of beneficiaries who report being treated with respect as a result of their engagement in programmes	Female	88		≥90	93.34	WFP survey
	Male	89		≥90	90.52	WFP survey
	Overall	87		≥90	91.76	WFP survey
Percentage of beneficiaries who report they experienced no barriers to accessing food and nutrition assistance	Female	100	=100	=100	67.19	WFP survey
	Male	98	=100	=100	81.23	WFP survey
	Overall	100	=100	=100	75.07	WFP survey
Activity 05: Provide livelihood support and resilience building to targeted populations, including indigenous peoples and communities, through productive asset creation and value chain development.						
CrossCutting Indicator	Sex	Baseline	End-CSP Target	2023 Target	2023 Follow-up	Source
<b>Target Group:</b> All - <b>Location:</b> Central African Republic - <b>Modality:</b> Cash, Food, Value Voucher - <b>Subactivity:</b> Food assistance for asset						
Percentage of beneficiaries reporting no safety concerns experienced as a result of their engagement in WFP programmes	Female	100	=100	=100	97.32	WFP survey
	Male	100	=100	=100	98.82	WFP survey
	Overall	100	=100	=100	98.23	WFP survey
Percentage of beneficiaries who report being treated with respect as a result of their engagement in programmes	Female	100		=100	78.57	WFP survey
	Male	93		=100	86.47	WFP survey
	Overall	94		=100	83.33	WFP survey
Percentage of beneficiaries who report they experienced no barriers to accessing food and nutrition assistance	Female	100	=100	=100	57.14	WFP survey
	Male	100	=100	=100	71.18	WFP survey
	Overall	100	=100	=100	65.6	WFP survey

## Accountability to Affected Population indicators

Accountability indicators						
Cross-cutting indicators at CSP level						
CrossCutting Indicator	Sex	Baseline	End-CSP Target	2023 Target	2023 Follow-up	Source
Country office has a functioning community feedback mechanism	Overall	Yes	Yes	Yes	Yes	WFP programme monitoring
Percentage of beneficiaries reporting they were provided with accessible information about WFP programmes, including PSEA	Female	27	=100	=100	39.69	WFP survey
	Male	27	=100	=100	45.64	WFP survey
	Overall	27	=100	=100	43.69	WFP survey

Cover page photo © WFP - APADE

Resilience and livelihood project in Kaga Bandoro, CAR

**World Food Programme**

Contact info

Housainou Taal

[housainou.taal@wfp.org](mailto:housainou.taal@wfp.org)

# Financial Section

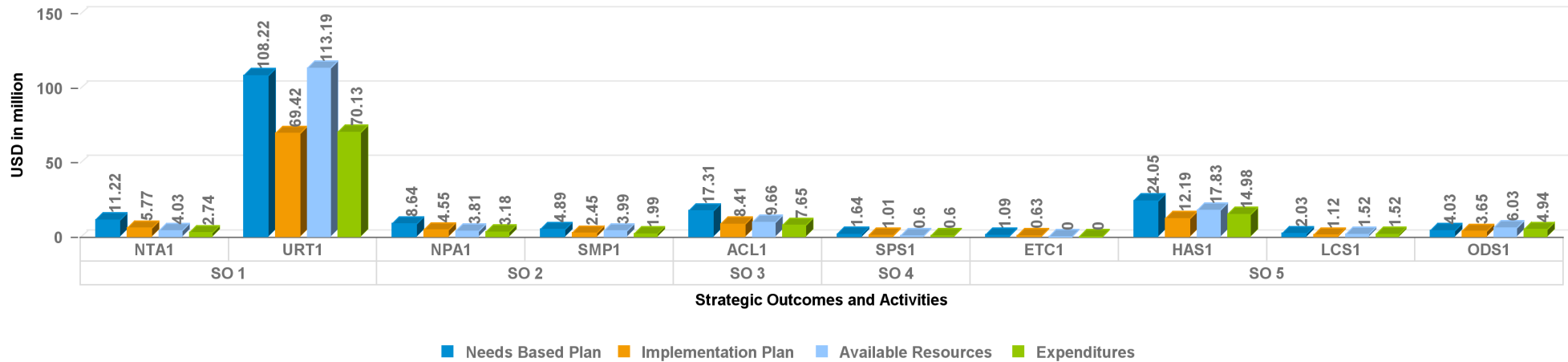
*Financial information is taken from WFP's financial records which have been submitted to WFP's auditors.*

# Annual Country Report

## Cen.African Rep Country Portfolio Budget 2023 (2023-2027)

### Annual Financial Overview for the period 1 January to 31 December 2023 (Amount in USD)

#### Annual CPB Overview



Code	Strategic Outcome	
SO 1		Crisis-affected populations in the Central African Republic, including refugees, internally displaced persons, returnees and host populations with or without disabilities, are able to meet their food and nutrition needs during and in the aftermath of crises.
SO 2		Nutritionally vulnerable and shock affected populations (including indigenous peoples) with or without disabilities in targeted areas have improved nutrition, health and education and enhanced access to safe and nutritious diets and school feeding in line with national standards by 2027.
SO 3		Food insecure and shock-affected populations in targeted areas have improved livelihoods and more resilient and sustainable food systems by 2027.
SO 4		National institutions and partners have strengthened capacities to manage food and nutrition programmes and strengthen the social protection system by 2027.
SO 5		The Government and humanitarian and development partners in the Central African Republic can reach populations in vulnerable situations and respond to emergencies throughout the year.
Code	Activity Code	Country Activity Long Description
SO 1	NTA1	Provide an integrated assistance package for the treatment of moderate acute malnutrition to children 6–59 months of age and pregnant and lactating women and girls and provide nutrition assessment, counselling and support for people living with HIV and tuberculosis clients receiving ART/DOT in crisis affected areas.
SO 1	URT1	Provide lifesaving assistance to crisis-affected populations to meet their basic food and nutrition needs and support their early recovery.
SO 2	NPA1	Provide a comprehensive health and nutrition package to targeted groups for the prevention of malnutrition.
SO 2	SMP1	Provide nutritious school meals to schoolboys and schoolgirls in targeted areas in a way that promotes local production and school retention and reduces gender and ethnic discrimination.
SO 3	ACL1	Provide livelihood support and resilience building to targeted populations, including indigenous peoples and communities, through productive asset creation and value chain development.
SO 4	SPS1	Provide technical assistance and policy support to national institutions and partners in the areas of gender-transformative food and nutrition security, social protection, emergency preparedness and response and disaster risk management.
SO 5	ETC1	Provide on-demand data and telecommunication services to the Government, humanitarian and development partners and assisted populations.
SO 5	HAS1	Provide United Nations Humanitarian Air Service (UNHAS) services (passengers and light cargo) to the Government and humanitarian partners.
SO 5	LCS1	Provide information management, coordination services and facilitate access to extra logistics service capacity to the humanitarian community and partners through the Logistics Cluster.
SO 5	ODS1	Provide bilateral logistics services to partners to support in-country supply chains for health programmes (malaria, tuberculosis, HIV/AIDS and COVID-19) and other needed commodities and services.



# Annual Country Report

## Cen.African Rep Country Portfolio Budget 2023 (2023-2027)

### Annual Financial Overview for the period 1 January to 31 December 2023 (Amount in USD)

SDG Target	Strategic Outcome	Country Activity Description	Needs Based Plan	Implementation Plan	Available Resources	Expenditures
	Non SO Specific	Non Activity Specific	0	0	5,412,122	0
<b>Subtotal SDG Target</b>			<b>0</b>	<b>0</b>	<b>5,412,122</b>	<b>0</b>
2.1	Crisis-affected populations in the Central African Republic, including refugees, internally displaced persons, returnees and host populations with or without disabilities, are able to meet their food and nutrition needs during and in the aftermath of crises.	Provide an integrated assistance package for the treatment of moderate acute malnutrition to children 6–59 months of age and pregnant and lactating women and girls and provide nutrition assessment, counselling and support for people living with HIV and tuberculosis clients receiving ART/DOT in crisis affected areas.	11,220,590	5,772,650	4,027,459	2,736,782
		Provide lifesaving assistance to crisis-affected populations to meet their basic food and nutrition needs and support their early recovery.	108,223,261	69,424,682	113,190,399	70,126,325
		Non Activity Specific	0	0	76,367	0
	Non SO Specific	Non Activity Specific	0	0	1	0
<b>Subtotal SDG Target 2.1 Access to Food (SDG Target 2.1)</b>			<b>119,443,851</b>	<b>75,197,332</b>	<b>117,294,226</b>	<b>72,863,107</b>

# Annual Country Report

## Cen.African Rep Country Portfolio Budget 2023 (2023-2027)

### Annual Financial Overview for the period 1 January to 31 December 2023 (Amount in USD)

SDG Target	Strategic Outcome	Country Activity Description	Needs Based Plan	Implementation Plan	Available Resources	Expenditures
2.2	Nutritionally vulnerable and shock affected populations (including indigenous peoples) with or without disabilities in targeted areas have improved nutrition, health and education and enhanced access to safe and nutritious diets and school feeding in line with national standards by 2027.	Provide a comprehensive health and nutrition package to targeted groups for the prevention of malnutrition.	8,644,464	4,553,898	3,808,373	3,175,912
		Provide nutritious school meals to schoolboys and schoolgirls in targeted areas in a way that promotes local production and school retention and reduces gender and ethnic discrimination.	4,887,290	2,450,447	3,985,672	1,991,652
		Non Activity Specific	0	0	5,606,454	0
<b>Subtotal SDG Target 2.2 End Malnutrition (SDG Target 2.2)</b>			<b>13,531,754</b>	<b>7,004,345</b>	<b>13,400,500</b>	<b>5,167,564</b>

# Annual Country Report

## Cen.African Rep Country Portfolio Budget 2023 (2023-2027)

### Annual Financial Overview for the period 1 January to 31 December 2023 (Amount in USD)

SDG Target	Strategic Outcome	Country Activity Description	Needs Based Plan	Implementation Plan	Available Resources	Expenditures
2.4	Food insecure and shock-affected populations in targeted areas have improved livelihoods and more resilient and sustainable food systems by 2027.	Provide livelihood support and resilience building to targeted populations, including indigenous peoples and communities, through productive asset creation and value chain development.	17,307,692	8,414,871	9,655,917	7,645,803
		Non Activity Specific	0	0	6,231,786	0
<b>Subtotal SDG Target 2.4 Sustainable Food System (SDG Target 2.4)</b>			<b>17,307,692</b>	<b>8,414,871</b>	<b>15,887,703</b>	<b>7,645,803</b>
17.9	National institutions and partners have strengthened capacities to manage food and nutrition programmes and strengthen the social protection system by 2027.	Provide technical assistance and policy support to national institutions and partners in the areas of gender-transformative food and nutrition security, social protection, emergency preparedness and response and disaster risk management.	1,644,190	1,007,084	602,410	599,184
		Non Activity Specific	0	0	622,939	0
<b>Subtotal SDG Target 17.9 Capacity Building (SDG Target 17.9)</b>			<b>1,644,190</b>	<b>1,007,084</b>	<b>1,225,349</b>	<b>599,184</b>

# Annual Country Report

## Gen.African Rep Country Portfolio Budget 2023 (2023-2027)

### Annual Financial Overview for the period 1 January to 31 December 2023 (Amount in USD)

SDG Target	Strategic Outcome	Country Activity Description	Needs Based Plan	Implementation Plan	Available Resources	Expenditures
17.16	The Government and humanitarian and development partners in the Central African Republic can reach populations in vulnerable situations and respond to emergencies throughout the year.	Provide bilateral logistics services to partners to support in-country supply chains for health programmes (malaria, tuberculosis, HIV/AIDS and COVID-19) and other needed commodities and services.	4,034,353	3,646,000	6,033,829	4,944,471
		Provide information management, coordination services and facilitate access to extra logistics service capacity to the humanitarian community and partners through the Logistics Cluster.	2,030,290	1,119,586	1,522,771	1,522,771
		Provide on-demand data and telecommunication services to the Government, humanitarian and development partners and assisted populations.	1,088,495	631,327	2,793	0
		Provide United Nations Humanitarian Air Service (UNHAS) services (passengers and light cargo) to the Government and humanitarian partners.	24,045,262	12,187,955	17,828,901	14,980,791
<b>Subtotal SDG Target 17.16 Global Partnership (SDG Target 17.16)</b>			<b>31,198,400</b>	<b>17,584,867</b>	<b>25,388,294</b>	<b>21,448,033</b>
<b>Total Direct Operational Cost</b>			<b>183,125,888</b>	<b>109,208,498</b>	<b>178,608,194</b>	<b>107,723,691</b>
<b>Direct Support Cost (DSC)</b>			<b>10,936,347</b>	<b>8,774,781</b>	<b>10,138,734</b>	<b>7,015,721</b>
<b>Total Direct Costs</b>			<b>194,062,234</b>	<b>117,983,279</b>	<b>188,746,928</b>	<b>114,739,411</b>

This computer generated report is certified by the Chief of Contribution Accounting and Donor Financial Reporting Branch (FINC)

# Annual Country Report

## Cen.African Rep Country Portfolio Budget 2023 (2023-2027)

### Annual Financial Overview for the period 1 January to 31 December 2023 (Amount in USD)

SDG Target	Strategic Outcome	Country Activity Description	Needs Based Plan	Implementation Plan	Available Resources	Expenditures
			12,336,152	7,412,881	8,147,267	8,147,267
			206,398,386	125,396,161	196,894,195	122,886,679



Wannee Piyabongkarn

Chief

Contribution Accounting and Donor Financial Reporting Branch

## Columns Definition

---

### Needs Based Plan

Latest annual approved version of operational needs as of December of the reporting year. WFP's needs-based plans constitute an appeal for resources to implement operations which are designed based on needs assessments undertaken in collaboration with government counterparts and partners

### Implementation Plan

Implementation Plan as of January of the reporting period which represents original operational prioritized needs taking into account funding forecasts of available resources and operational challenges

### Available Resources

Unspent Balance of Resources carried forward, Allocated contribution in the current year, Advances and Other resources in the current year. It excludes contributions that are stipulated by donor for use in future years

### Expenditures

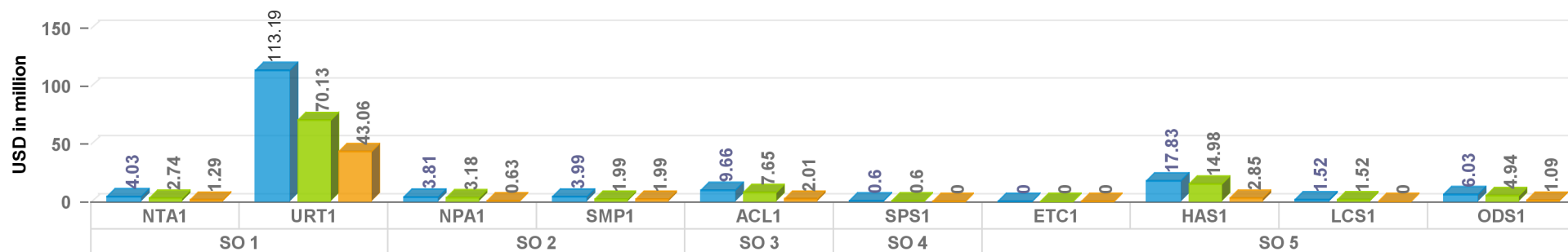
Monetary value of goods and services received and recorded within the reporting year

# Annual Country Report

## Cen.African Rep Country Portfolio Budget 2023 (2023-2027)

### Cumulative Financial Overview as at 31 December 2023 (Amount in USD)

#### Cumulative CPB Overview



#### Strategic Outcomes and Activities

■ Allocated Resources ■ Expenditures ■ Balance of Resources

Code	Strategic Outcome
SO 1	Crisis-affected populations in the Central African Republic, including refugees, internally displaced persons, returnees and host populations with or without disabilities, are able to meet their food and nutrition needs during and in the aftermath of crises.
SO 2	Nutritionally vulnerable and shock affected populations (including indigenous peoples) with or without disabilities in targeted areas have improved nutrition, health and education and enhanced access to safe and nutritious diets and school feeding in line with national standards by 2027.
SO 3	Food insecure and shock-affected populations in targeted areas have improved livelihoods and more resilient and sustainable food systems by 2027.
SO 4	National institutions and partners have strengthened capacities to manage food and nutrition programmes and strengthen the social protection system by 2027.
SO 5	The Government and humanitarian and development partners in the Central African Republic can reach populations in vulnerable situations and respond to emergencies throughout the year.

Code	Activity Code	Country Activity - Long Description
SO 1	NTA1	Provide an integrated assistance package for the treatment of moderate acute malnutrition to children 6–59 months of age and pregnant and lactating women and girls and provide nutrition assessment, counselling and support for people living with HIV and tuberculosis clients receiving ART/DOT in crisis affected areas.
SO 1	URT1	Provide lifesaving assistance to crisis-affected populations to meet their basic food and nutrition needs and support their early recovery.
SO 2	NPA1	Provide a comprehensive health and nutrition package to targeted groups for the prevention of malnutrition.
SO 2	SMP1	Provide nutritious school meals to schoolboys and schoolgirls in targeted areas in a way that promotes local production and school retention and reduces gender and ethnic discrimination.
SO 3	ACL1	Provide livelihood support and resilience building to targeted populations, including indigenous peoples and communities, through productive asset creation and value chain development.
SO 4	SPS1	Provide technical assistance and policy support to national institutions and partners in the areas of gender-transformative food and nutrition security, social protection, emergency preparedness and response and disaster risk management.
SO 5	ETC1	Provide on-demand data and telecommunication services to the Government, humanitarian and development partners and assisted populations.
SO 5	HAS1	Provide United Nations Humanitarian Air Service (UNHAS) services (passengers and light cargo) to the Government and humanitarian partners.
SO 5	LCS1	Provide information management, coordination services and facilitate access to extra logistics service capacity to the humanitarian community and partners through the Logistics Cluster.
SO 5	ODS1	Provide bilateral logistics services to partners to support in-country supply chains for health programmes (malaria, tuberculosis, HIV/AIDS and COVID-19) and other needed commodities and services.

# Annual Country Report

## Cen.African Rep Country Portfolio Budget 2023 (2023-2027)

### Cumulative Financial Overview as at 31 December 2023 (Amount in USD)

SDG Target	Strategic Outcome	Country Activity Description	Needs Based Plan	Allocated Contributions	Advance and Allocation	Allocated Resources	Expenditures	Balance of Resources
2.1	Crisis-affected populations in the Central African Republic, including refugees, internally displaced persons, returnees and host populations with or without disabilities, are able to meet their food and nutrition needs during and in the aftermath of crises.	Provide an integrated assistance package for the treatment of moderate acute malnutrition to children 6–59 months of age and pregnant and lactating women and girls and provide nutrition assessment, counselling and support for people living with HIV and tuberculosis clients receiving ART/DOT in crisis affected areas.	11,220,590	4,027,459	0	4,027,459	2,736,782	1,290,677
		Provide lifesaving assistance to crisis-affected populations to meet their basic food and nutrition needs and support their early recovery.	108,223,261	113,190,399	0	113,190,399	70,126,325	43,064,074
		Non Activity Specific	0	76,367	0	76,367	0	76,367
	Non SO Specific	Non Activity Specific	0	1	0	1	0	1

This computer generated report is certified by the Chief of Contribution Accounting and Donor Financial Reporting Branch (FINC)



# Annual Country Report

## Cen.African Rep Country Portfolio Budget 2023 (2023-2027)

### Cumulative Financial Overview as at 31 December 2023 (Amount in USD)

SDG Target	Strategic Outcome	Country Activity Description	Needs Based Plan	Allocated Contributions	Advance and Allocation	Allocated Resources	Expenditures	Balance of Resources
<b>Subtotal SDG Target 2.1 Access to Food (SDG Target 2.1)</b>			<b>119,443,851</b>	<b>117,294,226</b>	<b>0</b>	<b>117,294,226</b>	<b>72,863,107</b>	<b>44,431,119</b>
2.2	Nutritionally vulnerable and shock affected populations (including indigenous peoples) with or without disabilities in targeted areas have improved nutrition, health and education and enhanced access to safe and nutritious diets and school feeding in line with national standards by 2027.	Provide a comprehensive health and nutrition package to targeted groups for the prevention of malnutrition.	8,644,464	3,808,373	0	3,808,373	3,175,912	632,461
		Provide nutritious school meals to schoolboys and schoolgirls in targeted areas in a way that promotes local production and school retention and reduces gender and ethnic discrimination.	4,887,290	3,985,672	0	3,985,672	1,991,652	1,994,020

This computer generated report is certified by the Chief of Contribution Accounting and Donor Financial Reporting Branch (FINC)

# Annual Country Report

## Cen.African Rep Country Portfolio Budget 2023 (2023-2027)

### Cumulative Financial Overview as at 31 December 2023 (Amount in USD)

SDG Target	Strategic Outcome	Country Activity Description	Needs Based Plan	Allocated Contributions	Advance and Allocation	Allocated Resources	Expenditures	Balance of Resources
2.2	Nutritionally vulnerable and shock affected populations (including indigenous peoples) with or without disabilities in targeted areas have improved nutrition, health and education and enhanced access to safe and nutritious diets and school feeding in line with national standards by 2027.	Non Activity Specific	0	5,606,454	0	5,606,454	0	5,606,454
<b>Subtotal SDG Target 2.2 End Malnutrition (SDG Target 2.2)</b>			<b>13,531,754</b>	<b>13,400,500</b>	<b>0</b>	<b>13,400,500</b>	<b>5,167,564</b>	<b>8,232,935</b>
2.4	Food insecure and shock-affected populations in targeted areas have improved livelihoods and more resilient and sustainable food systems by 2027.	Provide livelihood support and resilience building to targeted populations, including indigenous peoples and communities, through productive asset creation and value chain development.	17,307,692	9,655,917	0	9,655,917	7,645,803	2,010,114
		Non Activity Specific	0	6,231,786	0	6,231,786	0	6,231,786
<b>Subtotal SDG Target 2.4 Sustainable Food System (SDG Target 2.4)</b>			<b>17,307,692</b>	<b>15,887,703</b>	<b>0</b>	<b>15,887,703</b>	<b>7,645,803</b>	<b>8,241,900</b>

This computer generated report is certified by the Chief of Contribution Accounting and Donor Financial Reporting Branch (FINC)

# Annual Country Report

## Cen.African Rep Country Portfolio Budget 2023 (2023-2027)

### Cumulative Financial Overview as at 31 December 2023 (Amount in USD)

SDG Target	Strategic Outcome	Country Activity Description	Needs Based Plan	Allocated Contributions	Advance and Allocation	Allocated Resources	Expenditures	Balance of Resources
17.9	National institutions and partners have strengthened capacities to manage food and nutrition programmes and strengthen the social protection system by 2027.	Provide technical assistance and policy support to national institutions and partners in the areas of gender-transformative food and nutrition security, social protection, emergency preparedness and response and disaster risk management.	1,644,190	602,410	0	602,410	599,184	3,226
		Non Activity Specific	0	622,939	0	622,939	0	622,939
<b>Subtotal SDG Target 17.9 Capacity Building (SDG Target 17.9)</b>			<b>1,644,190</b>	<b>1,225,349</b>	<b>0</b>	<b>1,225,349</b>	<b>599,184</b>	<b>626,165</b>
17.16	The Government and humanitarian and development partners in the Central African Republic can reach populations in vulnerable situations and respond to emergencies throughout the year.	Provide bilateral logistics services to partners to support in-country supply chains for health programmes (malaria, tuberculosis, HIV/AIDS and COVID-19) and other needed commodities and services.	4,034,353	6,033,829	0	6,033,829	4,944,471	1,089,359

This computer generated report is certified by the Chief of Contribution Accounting and Donor Financial Reporting Branch (FINC)

# Annual Country Report

## Cen.African Rep Country Portfolio Budget 2023 (2023-2027)

### Cumulative Financial Overview as at 31 December 2023 (Amount in USD)

SDG Target	Strategic Outcome	Country Activity Description	Needs Based Plan	Allocated Contributions	Advance and Allocation	Allocated Resources	Expenditures	Balance of Resources
17.16	The Government and humanitarian and development partners in the Central African Republic can reach populations in vulnerable situations and respond to emergencies throughout the year.	Provide information management, coordination services and facilitate access to extra logistics service capacity to the humanitarian community and partners through the Logistics Cluster.	2,030,290	1,522,771	0	1,522,771	1,522,771	0
		Provide on-demand data and telecommunication services to the Government, humanitarian and development partners and assisted populations.	1,088,495	2,793	0	2,793	0	2,793
		Provide United Nations Humanitarian Air Service (UNHAS) services (passengers and light cargo) to the Government and humanitarian partners.	24,045,262	17,828,901	0	17,828,901	14,980,791	2,848,109
<b>Subtotal SDG Target 17.16 Global Partnership (SDG Target 17.16)</b>			<b>31,198,400</b>	<b>25,388,294</b>	<b>0</b>	<b>25,388,294</b>	<b>21,448,033</b>	<b>3,940,261</b>
	Non SO Specific	Non Activity Specific	0	5,412,122	0	5,412,122	0	5,412,122
<b>Subtotal SDG Target</b>			<b>0</b>	<b>5,412,122</b>	<b>0</b>	<b>5,412,122</b>	<b>0</b>	<b>5,412,122</b>
<b>Total Direct Operational Cost</b>			<b>183,125,888</b>	<b>178,608,194</b>	<b>0</b>	<b>178,608,194</b>	<b>107,723,691</b>	<b>70,884,503</b>

This computer generated report is certified by the Chief of Contribution Accounting and Donor Financial Reporting Branch (FINC)

# Annual Country Report

## Cen.African Rep Country Portfolio Budget 2023 (2023-2027)

### Cumulative Financial Overview as at 31 December 2023 (Amount in USD)

SDG Target	Strategic Outcome	Country Activity Description	Needs Based Plan	Allocated Contributions	Advance and Allocation	Allocated Resources	Expenditures	Balance of Resources
		Direct Support Cost (DSC)	10,936,347	10,138,734	0	10,138,734	7,015,721	3,123,014
		Total Direct Costs	194,062,234	188,746,928	0	188,746,928	114,739,411	74,007,517
		Indirect Support Cost (ISC)	12,336,152	8,147,267		8,147,267	8,147,267	0
		Grand Total	206,398,386	196,894,195	0	196,894,195	122,886,679	74,007,517

This donor financial report is interim



Wannee Piyabongkarn  
Chief

Contribution Accounting and Donor Financial Reporting Branch

## Columns Definition

---

### Needs Based Plan

Latest approved version of operational needs. WFP's needs-based plans constitute an appeal for resources to implement operations which are designed based on needs assessments undertaken in collaboration with government counterparts and partners

### Allocated Contributions

Allocated contributions include confirmed contributions with exchange rate variations, multilateral contributions, miscellaneous income, resource transferred, cost recovery and other financial adjustments (e.g. refinancing). It excludes internal advance and allocation and contributions that are stipulated by donor for use in future years.

### Advance and allocation

Internal advanced/allocated resources but not repaid. This includes different types of internal advance (Internal Project Lending or Macro-advance Financing) and allocation (Immediate Response Account)

### Allocated Resources

Sum of Allocated Contributions, Advance and Allocation

### Expenditures

Cumulative monetary value of goods and services received and recorded within the reporting period

### Balance of Resources

Allocated Resources minus Expenditures