



World Food
Programme

SAVING
LIVES

CHANGING
LIVES

Côte d'Ivoire

Annual Country Report 2023

Country Strategic Plan
2019 - 2025

Table of contents

Overview	3
Operational context	8
Programme performance	11
Strategic outcome 01	11
Strategic outcome 02	13
Strategic outcome 03	15
Strategic outcome 04	17
Strategic outcome 05	19
Strategic outcome 06	21
Cross-cutting results	22
Gender equality and women's empowerment	22
Protection and accountability to affected populations	24
Environmental sustainability	26
Nutrition integration	27
Partnerships	28
Financial Overview	30
Data Notes	35
Annex	36
Reporting on beneficiary information in WFP's annual country reports	36
Figures and Indicators	37
WFP contribution to SDGs	37
Beneficiaries by Sex and Age Group	37
Beneficiaries by Residence Status	38
Beneficiaries by Programme Area	38
Annual Food Transfer (mt)	38
Annual Cash Based Transfer and Commodity Voucher (USD)	39
Strategic Outcome and Output Results	40
Cross-cutting Indicators	56

Overview

Key messages

- *In Côte d'Ivoire*, WFP's comprehensive approach combines emergency response with long-term development initiatives, fostering resilience and human capital.
- *In Côte d'Ivoire*, WFP collaborates closely with the Government, offering capacity strengthening support that enhances sustainable livelihoods, resilience, and human capital.

Côte d'Ivoire has enjoyed steady economic growth since the 2011 political crisis, establishing itself as a lower middle-income country. However, while there was a 7 percent annual growth rate in gross domestic product (GDP), the per capita GDP of USD 2,486 has not translated into inclusive socio-economic development for most of the population [1]. Poverty, food insecurity, malnutrition and gender inequalities remain pervasive. In 2023, 35 percent of people lived below the poverty line [2], while the rate of stunting in the country was 23 percent [3].

WFP's role in Côte d'Ivoire has been pivotal in addressing hunger and malnutrition amidst its socio-economic challenges. The organization added value through its versatile approach, which combined emergency responses with long-term development initiatives to foster resilience and human capital across the country. WFP's impact extended beyond immediate relief as it contributed significantly to national progress towards the achievement of the Sustainable Development Goals (SDGs), particularly SDG 2: Zero Hunger and SDG 17: Partnerships for the Goals.

The prevalence of hunger and malnutrition, and their root causes, remained key priorities for WFP's work in Côte d'Ivoire. Interventions aimed to alleviate chronic malnutrition and micronutrient deficiencies by primarily targeting vulnerable populations, such as children aged 6 to 59 months. Notable progress was made, with a decrease in the prevalence of stunting. However, regional disparities persist, underscoring the need for tailored solutions. According to the 2021 Demographic and Health Survey (DHS), the prevalence of wasting (acute malnutrition) stood at eight percent - virtually unchanged in the past decade. The DHS also revealed that anaemia affected 68 percent of children aged 6 to 59 months, rising to 75 percent in rural areas and dropping slightly to 61 percent in urban areas.

WFP worked closely with the Ivorian Government to implement the National Multisectoral Plan for Nutrition (PNMN, in French). As such, investments were made in the development of a nutrition education programme that targeted vulnerable populations and primary school children. These initiatives created an environment conducive to optimal nutrition, contributing to the elimination of hunger, in line with SDG2. WFP also played a vital role in the government's approval of the fortification strategy, which aims to enable 80 percent of the population to address their endemic iron deficiencies through the consumption of fortified rice.

In 2023, WFP continued to support the Côte d'Ivoire Government in making school feeding sustainable through its advocacy and policy work. In line with this, a cost-benefit analysis of school feeding was conducted by WFP with support from Harvard University. This highlighted the positive return on investment of school meals; for each USD 1 dollar invested by WFP, USD 9 dollars was generated. WFP also supported the review of the 2018-2022 national school feeding strategy and helped develop the 2024-2025 strategy - this evolution marked a shift towards home-grown school feeding to ensure greater sustainability. Finally, Côte d'Ivoire joined the School Meals Coalition [4] and drafted ambitious commitments, including the provision of school meals to all primary school children by 2030.

WFP also launched an emergency response to address the food and nutrition needs of asylum seekers from Burkina Faso. As the only agency providing cash-based transfers to asylum seekers and host populations, WFP provided direct cash assistance to 14,000 people (57 percent women) from August-December 2023. This enabled people to meet their immediate food and nutritional needs. Post-distribution monitoring conducted in November 2023 showed improved food security indicators.

In May 2023, WFP launched the Cocoa pilot project, which marked a significant milestone in the support of smallholder farmers through agricultural insurance. This initiative helps mitigate the risks associated with the effects of the climate crisis. The project exceeded its target of 5,000 producers, providing a safety net to over 30,000 individuals. Overall, 5,111 farmers, (1,557 women) received assistance, which included agricultural insurance contracts with a premium of USD 71,000 to help contribute to sustainable agricultural practices.

Through its interventions to support smallholder farmers and several value chains across the country, WFP positioned itself as a vital partner of the Ministry of Agriculture and Rural Development in the strengthening of Côte d'Ivoire's food systems.

180,374

Total beneficiaries in 2023



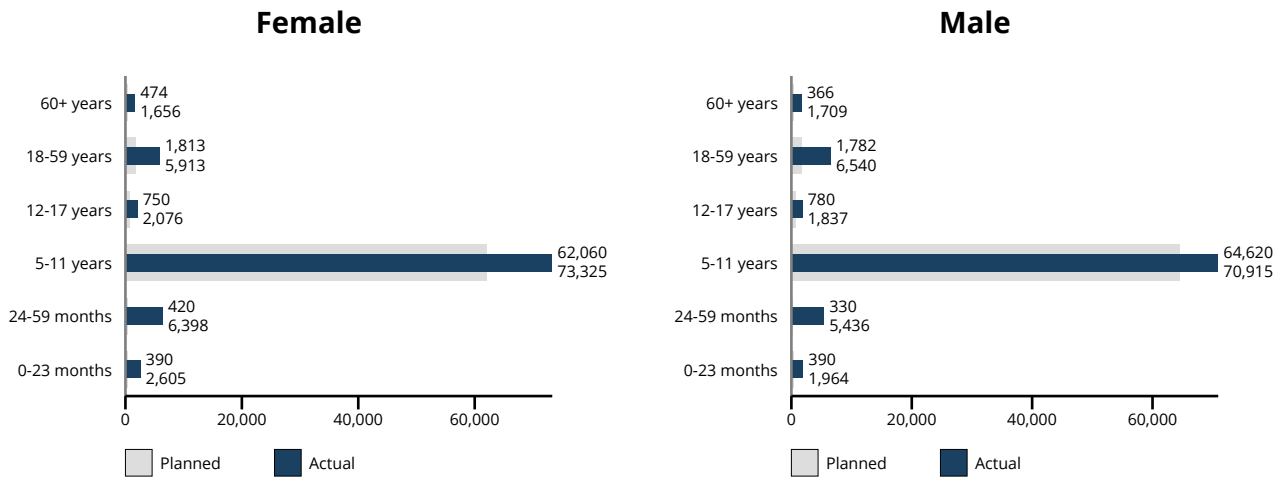
51% female



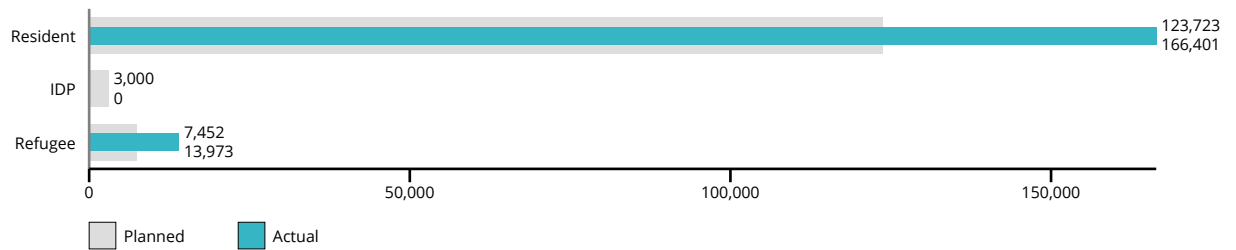
49% male

Estimated number of persons with disabilities: 438 (42% Female, 58% Male)

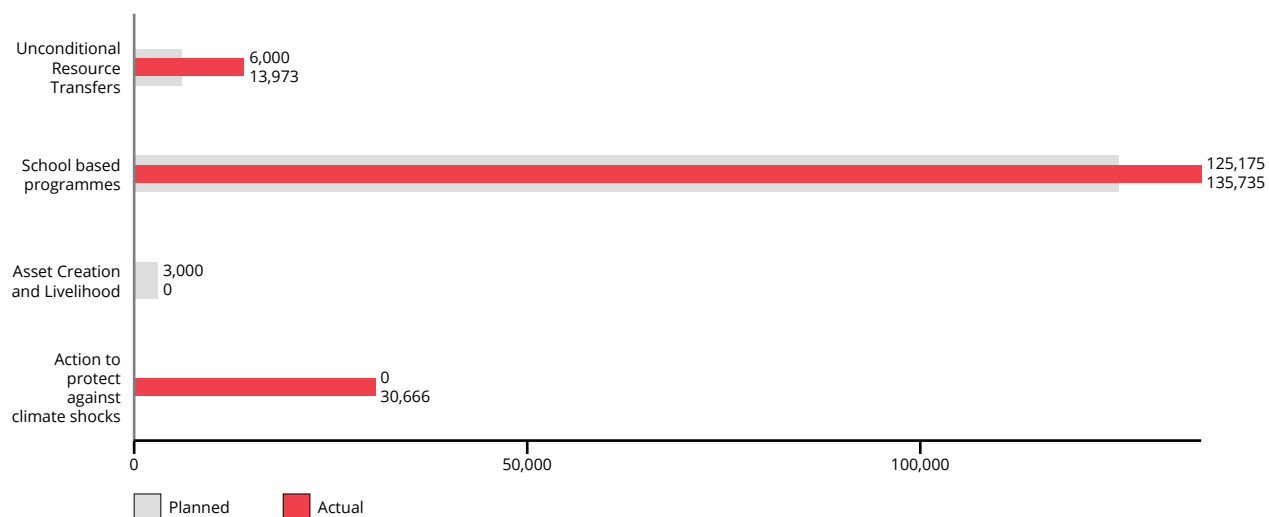
Beneficiaries by Sex and Age Group



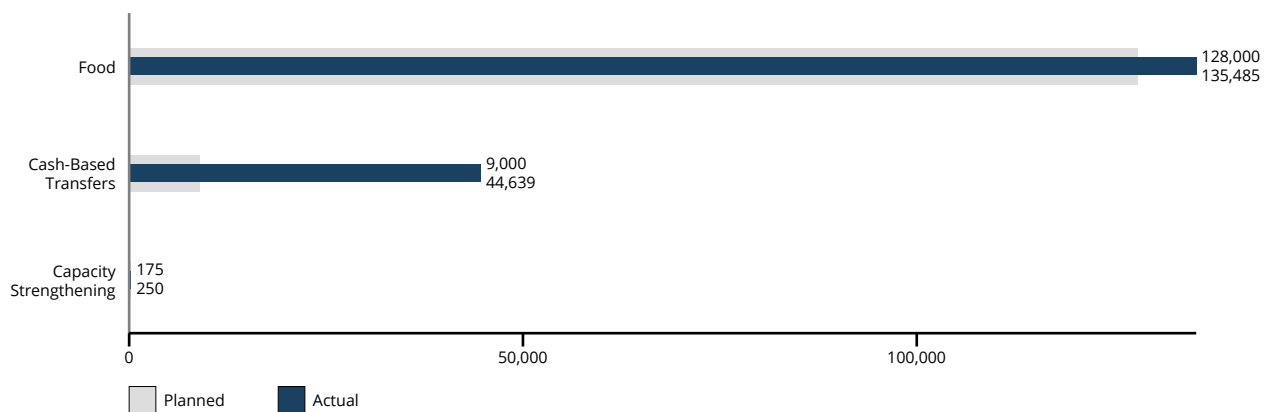
Beneficiaries by Residence Status



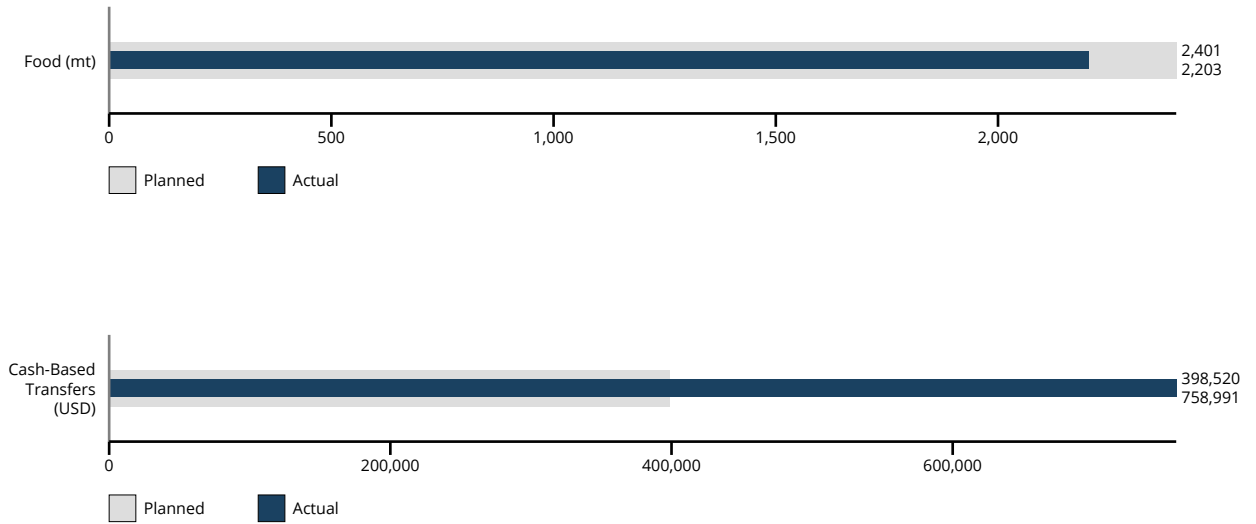
Beneficiaries by Programme Area



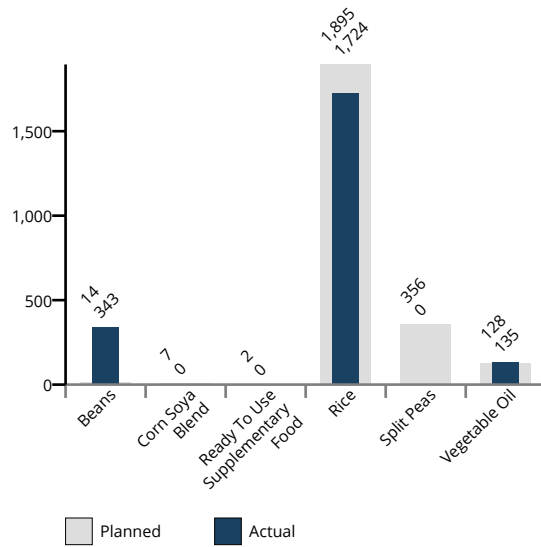
Beneficiaries by Modality



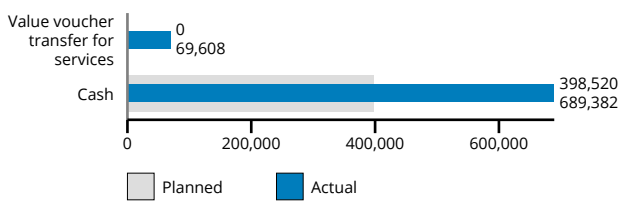
Total Transfers by Modality



Annual Food Transfer (mt)



Annual Cash Based Transfer and Commodity Voucher (USD)



Operational context



Côte d'Ivoire's recent political stability has paved the way for robust economic growth. Over the past decade the country has seen a reduction in poverty and increased investments in basic social services. However, despite its favourable economic performance of late, the country has faced significant social and human development challenges.

For example, the 2021 Human Development Index (HDI) report ranked Côte d'Ivoire 159th out of 191 countries [1], with 46 percent of Ivorians still living below the national poverty threshold. The Gender Inequality Index (GII) also ranked Côte d'Ivoire 155th out of 170 countries [2].

Results from the November 2023 *Cadre Harmonisé* analysis indicated that 7 out of the 31 regions analysed in Côte d'Ivoire faced pressures of food insecurity, while 16 are projected to be under pressure during the 2024 lean season. Furthermore, it was estimated that 19 million people (17 percent of the population) would be under pressure, and therefore would require support to strengthen their resilience and/or protect their livelihoods. A further 1,001,819 people (4 percent of population) would be in *crisis* (IPC 3) [3] and therefore require emergency interventions. The overall nutritional situation in Côte d'Ivoire has been primarily characterised by chronic malnutrition (stunting) and micronutrient deficiencies. While the prevalence of chronic malnutrition has decreased - from 30 percent in 2012 to 23 percent in 2021 - certain regions faced higher levels, with the northeast of the country seeing levels of up to 31 percent [4]. Anaemia also remained a concern as 68 percent of children aged 6 to 59 months and 66 percent of pregnant women suffered from iron deficiencies. These rates were higher in rural areas, with up to 75 percent of children being anaemic [5].

The weakness of Côte d'Ivoire's human capital is reflected in the low life expectancy at birth. A large percentage of the active population also has no education, or only a secondary school level education. Moreover, a wide concentration of the workforce is employed in sectors of low productivity such as agriculture, which is extensive.

Ivorian agriculture is primarily characterised by low productivity levels and weak value chains. The average added value per worker is modest and direct producers can therefore only expect low remuneration. This prevents them from saving and investing in innovations to improve and diversify their agricultural activities.

The challenges faced in enhancing human capital are linked to areas that require improvement, such as greater governance of the education and health sectors, which play pivotal roles in people's development. Furthermore, a closer alignment of sectoral strategies and priorities with state budget allocations is essential for effectively addressing the aforementioned challenges. Factors outside of schools cannot be ignored, such as children in the workforce and the conditions of poverty in which many of them live. A high proportion of children also remain without birth certificates, which can hinder their access to schooling and their ability to uphold their individual rights when they reach adulthood.

According to the World Bank's Climate Change Vulnerability Index, Côte d'Ivoire ranked 144th out of 178 countries [6], and is therefore particularly vulnerable to climate change. Increasing temperatures characterise this situation, as well as changes in rain patterns, bioclimatic changes affecting the Atlantic Ocean, the drying of arable land, the degradation of forests at approximately 200,000 ha per year and a coastal erosion rate of 1-3 meters per year [7]. All of these factors have consequences on economic prosperity and social cohesion. Changing climatic conditions will continue to impact agriculture as well as constituting a risk to food security, individuals' incomes, and the Government's production of crops for export.

Political instability in the Sahel region led to an influx of displaced populations into northern Côte d'Ivoire. This created economic and social pressure on host families, communities and the national Government, as well as disrupting the livelihoods of resident populations. At the end of December 2023, the United Nations High Commissioner for Refugees (UNHCR) estimated that 44,500 asylum seekers (55 percent females; 57 percent children), fled Burkina Faso and sought refuge in northern Côte d'Ivoire, mainly in the Bounkani and Tchologo regions [8]. Multiple assessments were conducted to identify the fundamental needs of the population in targeted areas and to design and deliver appropriate responses.

In this context, WFP's operations in Côte d'Ivoire were focused on resilience-building and institutional capacity strengthening, with an emergency component that maintained WFP's ability to respond to emergencies with agility and speed. WFP's Country Strategic Plan (CSP) 2019-2025 is fully aligned with Côte d'Ivoire's National Development Plan (NDP) 2020-2025 and the United Nations Sustainable Development Cooperation Framework (UNSDCF) 2020-2025. The CSP also sought to harness the comparative advantages of the various United Nations agencies operating in Côte d'Ivoire to provide a holistic response to food security and nutrition needs.

WFP set a strategic course that highly emphasised nutritional programmes to enhance national capabilities for the implementation of community-centric initiatives. Central to this strategy is the school meals programme. This is a foundational element for bolstering resilience at the household and community levels and for advancing women's empowerment by connecting them with networks of smallholder farmers. Efforts to strengthen capacity will encompass many stakeholders, ensuring that smallholders, particularly women, are integrated into structured and fair value chains while also receiving support for accessing markets. This includes facilitation of connections through the school meals programme to ensure consistent demand for commodities. WFP is also committed to bolstering national capacities for crisis response, including the development of contingency plans to promptly meet immediate food and nutrition requirements of communities impacted by sudden crises.

In 2024, an independent evaluation of the current CSP will be undertaken to inform the design of the following CSP. During the first quarter of 2024, WFP will undertake a budget revision to align overall resources and needs.

Risk management

Given its status as a low-middle-income country, Côte d'Ivoire predominantly benefits from bilateral funding. This has created a competitive environment for development and humanitarian actors. In addition, existing financial rigidity posed a potential obstacle to the realisation of WFP's objectives. WFP implemented a resource mobilization strategy to address this strategic challenge, with a goal to diversify funding sources and include non-traditional donors, to engage the private sector, and to collaborate with international financial institutions. This strategy aims to secure more flexible funding, enhance evidence-based advocacy, and expand visibility activities.

Growing insecurity in neighbouring countries led to an influx of refugees into Côte d'Ivoire and the subsequent need for WFP to rapidly kick-start an emergency operation using cash-based transfers (CBTs) as the modality of choice. WFP reinforced cooperating partners' selection and assessment processes to manage fraud risks, digitised its CBT activities, strengthened the community feedback mechanism for people in need, and increased field monitoring missions.

Since the start of the Country Strategic Plan (CSP) 2019-2025, the profile of WFP operations in Côte d'Ivoire has evolved, requiring new skillsets. However, due to the short-term nature of contracts it has been difficult for WFP to attract and retain competent French-speaking staff with specialised profiles.

To mitigate the aforementioned risks, WFP strengthened internal controls and improved risk management by regularly updating its risk register, organising risk management committee meetings (to review prevailing risks and follow up on appropriate mitigation actions), and reinforcing risk monitoring. Furthermore, in November 2023, a risk management mission took place to strengthen quarterly monitoring through a tool that used key risk indicators. This system gauges the evolution of significant risks, empowering management to make informed decisions regarding risk reduction.

Lessons learned

From August 2023, WFP was at the forefront of emergency response efforts in northern Côte d'Ivoire and significantly contributed to Ivorian Government's response to asylum seekers and host communities. Key lessons included recognition of the importance of accurate targeting of people WFP supports and the involvement of communities in the assistance process. These helped WFP to better consider all socio-economic factors and ensure that assistance was directed to those who needed it most. Collaboration with security forces and local authorities was also vital for ensuring secure cash transfers went to those in need.

A feedback mechanism addressed concerns promptly and demonstrated WFP's commitment to effective problem-solving. Community members were informed of their entitlements, and partners were trained on accountability principles and protection. Collaboration with United Nations agencies, non-governmental organizations (NGOs), and government entities was crucial in navigating the complexities of the response. This approach underscored the value of collaboration and community involvement in assistance efforts.

Programme performance

Strategic outcome 01: Primary school-age children and their households in food insecure areas have access to adequate and nutritious food all year-round



135,485 school children received a **hot meal**; **51 percent** girls



11,364,821 hot and nutritionally balanced meals provided to people in need



2,203 metric tons of **food** were distributed through **613 schools canteens**



50 smallholder farmers groups assisted via **food procurement** for school canteens

Under strategic outcome 1, WFP aimed to ensure that primary school children and their households in food-insecure areas had access to adequate nutritious food all school year-round. In line with this, WFP supported the Government of Côte d'Ivoire in the implementation of the national school feeding programme to improve primary schoolchildren's food and nutrition security and enhance their educational outcomes, especially in the country's most vulnerable regions.

In accordance with previous years, strategic outcome 1 was fully funded by the U.S. Department of Agriculture's McGovern-Dole Program support for the Integrated Sustainability for School Canteens which will conclude in 2026. This allowed WFP to support 613 public primary schools across seven regions in the country's north, northeast, and west. Through the provision of school meals and complementary activities like water, sanitation, and hygiene (WASH), as well as learning support to improve children's reading skills, and capacity building for the Government, WFP contributed to a decrease in chronic malnutrition, food insecurity, illiteracy, poor hygiene, and an improvement in health conditions among vulnerable school children. WFP also collaborated with the Government to enhance its national institutional framework, which established the necessary tools and documents for a sustainable school feeding programme.

In 2023, WFP distributed 2,203 mt of food to 135,485 primary school children. Overall, 11,364,821 meals were supplied across 613 schools, ensuring that pupils received a hot meal on an average of 96 days out of 120 school days (80 percent). Furthermore, the United States Department of Agriculture (USDA) approved a special take-home ration distribution of 20 mt of vegetable oil, which benefitted 34,416 children. To alleviate the pressure on host populations, distribution of assistance was carried out in Bounkani and Tchologo - the two regions most affected by the Burkinabé refugee influx.

In October 2023, with the start of the new academic year, enrolments in WFP-assisted schools had increased to 146,653 pupils, in comparison to the 130,600 seen in 2022. Attendance rates remained stable going from 99.38 percent in 2022 to 99.39 percent in 2023.

The attendance rate in 2023 was 99.39 percent, showing a marginal change from the previous year's rate of 99.38 percent. The stability in attendance rates could be attributed to various factors, including government investments in infrastructure, the addition of new classrooms, the appeal of the school meal programme, and the influx of refugees from Burkina Faso.

In 2023, WFP managed to locally procure 252 mt of beans, falling slightly short of the planned 260 mt. This shortfall was attributed to a decrease in the grant allocated for local purchases, which was further exacerbated by the surge in local bean prices. It is anticipated that this issue may persist as a challenge into 2024.

As part of the Directorate of School Canteens (DCS) capacity strengthening activities, WFP facilitated various training sessions. Overall, 15 school advisers were trained in the construction, management, and promotion of fuel-efficient stoves. Additionally, 20 community advisers were trained on community mobilization, and 16 received training on food storage and management. With the support of WFP, DCS also provided training to 250 canteen managers, workers, and community advisers on nutrition and bean-based dish preparation to ensure adequate utilisation of the locally procured commodities.

Water, sanitation, and hygiene (WASH) awareness-raising events for schoolchildren were regularly organised by health and hygiene infrastructure management committees with support from the AVSI Foundation (AVSI). In total, 74 awareness-raising sessions were organised in 55 schools by the Schools' Hygiene, Health, and Environment (HSE) clubs for 8,345 pupils (4,158 girls). In support of this, 642 adults (241 women) that were either teachers or parents monitored and supervised the activities of the HSE clubs. In addition, 55 awareness-raising sessions were organised in four regions. These benefitted 42 schools and included 1,153 participants (249 women).

WFP and its implementation partner, AVSI, also collaborated with the department responsible for national curricula under the Ministry of Education to organize inter-class reading competitions in 48 schools to promote reading activities for children. A total of 5,407 students (2,503 girls) participated. In addition, 404 awareness-raising sessions were held in 190 schools to encourage pupils and parents to take a special interest in reading and writing. This benefitted 33,325 students (16,443 girls) and 3,328 parents (928 women). Also, 6,416 remedial class sessions in 164 schools benefitted 31,699 students (15,833 girls). To further promote literacy, 12 reading clubs were established in 12 schools. Discussion groups specifically targeting girls were organised in Bondoukou and Guiglo; eight meetings were attended by 366 girls.

In January 2023, the Government of Côte d'Ivoire joined the global School Meals Coalition [1]. To support the vision of the Ministry of National Education to increase school feeding coverage in the country, WFP provided support and expertise in policy development and evidence generation. Firstly, WFP supported the review of the national school feeding strategy and the development of the new strategy for 2024-2025. Developed after a national consultation exercise with all stakeholders, the new approach focused on resource mobilization to expand programme coverage, a transition to home-grown school feeding and improved governance and multi-sectoral coordination.

WFP also supported the Government to conduct a value-for-money study on the school feeding programme in Côte d'Ivoire, in collaboration with Harvard University. Preliminary results are encouraging, highlighted by a cost-benefit ratio of USD 9 dollars for each dollar invested. The study is expected to become an important advocacy tool in 2024 to mobilize increased national investment in school feeding. WFP also prepared for the mid-term evaluation of the McGovern-Dole programme Support for the Integrated Sustainability for School Canteens (2021-2026), funded by the United States Department of Agriculture (USDA).

In 2023, the school feeding programme in Côte d'Ivoire prioritised capacity building, with a focus on technical and institutional support, training, and development of key documents, including the school feeding strategy. Infrastructure was enhanced through the provision of office and information technology (IT) equipment, while evidence was generated through a value-for-money study. Additionally, the launch of the mid-term evaluation aimed to provide crucial evidence for informed decision-making and programme direction.

WFP actively assisted the Directorate of School Canteens in the development of a roadmap for a school feeding law. Despite some setbacks, Côte d'Ivoire's drafted commitments to the School Meals Coalition included the proposed law, which is under review by the Minister of Education and awaiting Government approval. Progress was hindered due to difficulties in engaging an advisor possessing the necessary qualifications and influential networks.

The handover of the school meals initiative to the Government continues to be a matter of concern. The Government had committed to funding 25 out of 120 feeding days in the past academic year (2022-2023) as part of the McGovern-Dole programme, but unfortunately, none of these days were effectively covered. In reality, the Government was only able to fund 23 feeding days in state-run schools, which constitute 36 percent of all primary schools. For the ongoing school year (2023-2024), WFP remains committed to collaborating with the Government to ensure the successful implementation of a transition plan before the school meals programme concludes in 2026. Nonetheless, securing additional funding remains a significant challenge that WFP is seeking to address.

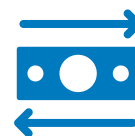
WFP GENDER AND AGE MARKER

CSP ACTIVITY	GAM MONITORING CODE
Provide school meals, take-home rations and complementary services to primary school-age children during the school year and promote the purchase of locally produced food for school meals	4 - Fully integrates gender and age

Strategic outcome 02: Populations affected by shocks have access to food to cover their basic food and nutritional needs during and in the aftermath of shocks



13,973 asylum seekers received **food assistance** from August-December 2023; **57 percent** women



USD 689,383 distributed through **cash assistance**

Building on preparedness activities carried out in previous years, WFP's 2023 activities under strategic outcome 2 aimed to meet the immediate food and nutritional needs of populations affected by crises while ensuring their rights were respected during the assistance process. This involved the provision of food assistance through in-kind or monetary transfers and the delivery of actions aimed at the prevention of malnutrition among affected populations. This shift from preparedness activities in the previous year reflected WFP's commitment to meeting people's needs directly.

Strategic outcome 2 was fully funded, which enabled WFP to respond to an unforeseen influx of asylum seekers to Côte d'Ivoire from Burkina Faso. This was in response to the escalating socio-political unrest in the Sahel, which led to the displacement of approximately 45,000 individuals by the end of December. These refugees sought sanctuary in various villages and border towns within Côte d'Ivoire, as reported by the United Nations High Commissioner for Refugees (UNHCR).

WFP's approach involved a multi-step process. Prior to delivering assistance, WFP identified the people most in need using socioeconomic vulnerability criteria. Next, a qualified cooperating partner was selected. Their teams were equipped with cash-based transfer (CBT) training and protection measures for people in need.

To accommodate registered asylum seekers, the Government of Côte d'Ivoire built two transit sites: Niornigué (Tchologo region) and Timala (Bounkani region). WFP's initial efforts to assist 15,000 asylum seekers and 2,500 host families fell short due to a National Security Council (CNS, in French) recommendation to only assist those in transit sites. However, successful advocacy with authorities in December lifted this restriction for the Tchologo region, which allowed WFP to expand support to asylum seekers and host families beyond the designated sites. WFP hopes to secure similar authorisation for out-of-transit sites in Bounkani in 2024.

Through its cooperating partner, International Committee for Relief and Development (CIAUD, in French), WFP provided direct cash assistance to 13,973 people (57 percent women) from August-December 2023 to meet their immediate food and nutritional needs. Assistance was proportional to household size. Each household received the local currency equivalent of USD 16.6 per month (XOF 10,000) per person, which was delivered through unrestricted cash. WFP maintained transparency and accountability through the implementation of automated solutions to ensure that unrestricted cash programming was effectively monitored and that the right assistance reached the right people.

WFP also prioritised transparency and inclusion in its programmes. People were informed of their rights and encouraged to provide feedback via a dedicated community feedback mechanism that WFP had established.

Awareness-raising activities were conducted to ensure the engagement of communities during the delivery of assistance, to inquire about the difficulties of the people assisted and to provide adequate responses in collaboration with the agencies responsible for any issues. These efforts ensured that men and women understood the procedures and had equal access to assistance. Additionally, WFP facilitated cash collection for individuals with specific needs. This promoted inclusive participation and tailored support for the community's diverse requirements. To simplify access to the community feedback mechanism, hotline numbers were distributed on cards at WFP distribution sites.

WFP interventions improved food security for asylum seekers in Côte d'Ivoire. Post-distribution monitoring in November 2023 showed a significant increase in households with acceptable food consumption, up to 61 percent (from 42 percent) and a decrease in those with poor consumption to 7 percent (from 22 percent). Additionally, negative coping strategies to meet basic food needs decreased. This was illustrated by a decrease on the Reduced Coping Strategies Index (RCSI) (from 12.62 to 10.44) and an increase of the proportion of households not using adaptation strategies for basic needs (from 51 percent to 62 percent).

However, some challenges remained. For example, protein consumption over seven days remained stagnant at 29 percent, and consumption of iron-rich food declined from 20 percent to 11 percent. These figures highlighted the need for further dietary diversification efforts. Post-distribution monitoring also revealed a decline in dietary diversity for

women and children 6 to 23 months compared to when they lived with host families. This suggested that those who moved to transit sites were likely to be more vulnerable. WFP will be addressing this with specialized nutritious foods and nutrition education from March 2024. These measures aim to improve dietary quality, and further address identified gaps.

WFP's success relied on collaboration with government entities like the Ministry of National Cohesion, Solidarity and the Fight against Poverty, the National Security Council and the national organization for refugees' assistance. WFP also worked in close collaboration and synergy with United Nations agencies and non-governmental organizations (NGOs). Two key coordination platforms, including the Cash Working Group and the Food Security Working Group, were co-led by WFP and local authorities to streamline all efforts. Additionally, WFP partnered with the NGO partner International Committee for Relief and Development (CIAUD, in French) for programme implementation.

WFP also contributed to the development of the Gulf of Guinea Regional Response Plan. This aimed to support 62,500 people in need, including asylum seekers and host community households, with cash assistance for at least six additional months. The plan also includes a transition to food assistance for assets (FFA) programming starting on the last quarter of 2024.

More specifically, WFP's intended response under the Gulf of Guinea Regional Response Plan covered three pillars. Firstly, it includes the implementation of cash-based transfers (CBTs) for food assistance, with 50,000 asylum seekers targeted (inside and outside transit sites), along with 2,500 vulnerable host families. Secondly, it considers food assistance for assets programming to support 20,000 people in transitioning towards resilience programming, while promoting social cohesion between asylum seekers and host communities. Lastly, the plan encompasses comprehensive and integrated activities to prevent malnutrition, especially among women, children, and persons with specific needs. This emphasised the importance of addressing nutritional requirements for vulnerable populations in the region.

WFP GENDER AND AGE MARKER

CSP ACTIVITY	GAM MONITORING CODE
Provide an integrated assistance package to affected populations, including food assistance, SBCC and specialized nutritious food to children aged 6–59 months, pregnant and lactating women and girls and people living with HIV, to improve access to food and prevent malnutrition	4 - Fully integrates gender and age

Strategic outcome 03: Vulnerable food-insecure populations in targeted areas – particularly children, women of child bearing age, and people living with HIV – have improved nutritional status by 2025



8,225 people benefited from information and education on good **nutrition practices**



Successful study of **knowledge of attitudes and practices** in the management of **HIV** conducted



86 percent of people in the **enriched rice study** accepted **fortified rice** and cooks are ready to use it

The prevalence of stunting in the country stood at 23 percent, while global acute malnutrition was 8 percent. Anaemia affected a staggering 68 percent of the population. The influx of asylum seekers from Burkina Faso further strained food and nutrition security in some communities, primarily in the north. However, anthropometric data on malnutrition from the 2021 Demographic and Health Survey is under review due to possible inconsistencies in the reported increase compared to the 2016 survey. A SMART survey is planned to verify and update this information.

WFP's nutrition programme in Côte d'Ivoire combined long-term solutions with emergency responses and prioritised the strengthening of policies and building of national capacity for long-term nutritional improvements. While nutrition interventions are planned under strategic outcome 2 (to prevent global acute malnutrition in emergency settings in the north), WFP has also integrated nutrition-sensitive activities into other programmes. These primarily included school feeding under strategic outcome 1 and smallholder farmer support under strategic outcome 4. Overall, this highlighted the cross-cutting nature of food security and WFP's efforts to contribute to comprehensive nutritional outcomes for people in need.

WFP provided technical and financial support to Côte d'Ivoire's Government structures in line with priorities of the National Development Plan 2021-2025. Support was provided to key partners in the field of nutrition and food security, including the Ministry of Health, the National Council for Nutrition, Food, and Early Childhood (CONNAPE, in French), the Bureau of Norms (CODINORM, in French), and the Agency for Rice Development (ADERIZ, in French). WFP supported the strengthening of national initiatives, including the development of national government policies and studies related to nutrition. WFP specifically provided support to the development of the nutrition multisectoral plan 2024-2026 (PNMNDPE, in French), which ensured that intersectoral nutrition-sensitive activities (such as school feeding, support of smallholder farmers' production of diversified food, and women's empowerment activities) were part of responses in areas with high rates of malnutrition.

Moreover, WFP has committed to technically and financially supporting the workshop on the anthropometric data review for the 2021 Demographic and Health Survey. Once the data is reviewed, the PNMNDPE 2024-2026 will be presented to the Ministers' Council. WFP also played a leading role in the development of the national rice fortification strategy. The strategy was expected to start in 2023 but roll-out is more likely to commence between 2024-2026. The results of the acceptability study for fortified rice conducted in five regions of Côte d'Ivoire showed that at least 86 percent of the population analysed had accepted fortified rice, and cooks were ready and prepared to use it.

In addition, WFP continued to support the Ministry of Health in 2023 regarding the generation of evidence for the advocacy of better nutritional care for people living with HIV (PLHIV). As such, a knowledge, attitudes, and practices (KAP) study on nutrition, health, and HIV-sensitive social protection for effective care of HIV-affected households is underway in the Abidjan district.

Furthermore, WFP and Action Against Hunger (ACF, in French) are co-executing a programmed food assistance project funded by the French Ministry of Foreign Affairs. WFP and France reengaged a prior relationship in order to secure funds for the implementation of the nutrition project. The nutritional components of this project aimed at improving access to nutritious and fortified food for the most vulnerable populations, including pregnant and breastfeeding women and girls, and mothers of children under 24 months, as well as the promotion of essential actions in infant and young child feeding, nutrition and hygiene.

The project covered 45 localities, with ACF supporting 30 and WFP supporting 15. It was expected that within these 15 localities, 6,700 members of vulnerable households (as outlined above) would have had access to fortified rice through voucher modalities and social behavioural change communications. The voucher could not be implemented in 2023 due to programmatic challenges, such as the level of compliance of the rice production unit that did not meet national WFP norms and quality standards. The retailer systems and the mobile operator for the e-voucher were also not fully

operational to enable the implementation of this specific activity in 2023.

WFP conducted social behavioural change communications activities to promote essential nutrition and hygiene practices. By December 2023, over 2,550 people had participated (84 percent women). Focus groups targeted mothers with young children, pregnant women, and breastfeeding mothers. Local partner *Wo Pile Sanga* also organised cooking demonstrations in two villages to showcase nutritious meals made with local ingredients. While data on the impact of these activities could not be captured due to an incomplete monitoring timeframe, these efforts aimed to improve dietary habits and hygiene behaviours within targeted communities.

WFP persevered through operational challenges in 2023 to remain a vital government partner in nutrition. WFP's contributions went beyond immediate assistance and actively supported the development of national policies and plans, while fostering evidence-based decision-making through data collection efforts. All of this work was focused on the achievement of the 2030 Agenda. This strong collaboration aligned with Côte d'Ivoire's National Development Plan 2021-2025 and the generation of long-term food security solutions. The acceptance of fortified rice exemplified the Government's commitment to improved access of nutritious food for vulnerable populations.

WFP GENDER AND AGE MARKER

CSP ACTIVITY	GAM MONITORING CODE
Support the implementation of the national nutrition programme, with a focus on the development and implementation of a gender-responsive social behaviour change communication strategy; the implementation of the national strategy for the fortification of regularly consumed staples; enhancement of the primary education curriculum to include nutrition; and the generation of evidence on the activities in the national multisectoral nutrition plan	3 - Fully integrates gender

Strategic outcome 04: Targeted populations and communities have stronger livelihoods, are more resilient to climate and other shocks and benefit from more efficient value chains and sustainable food systems by 2025



5111 people assisted to take out an **agricultural insurance policy**; **30 percent women**. With more than **30,000 people** impacted



2,500 women farmers received training in **innovative farming techniques** and methods to manage **post-harvest losses**

Under strategic outcome 4, WFP implemented several initiatives that targeted women smallholder farmers. The immediate and midterm goals were to enhance productivity, minimise post-harvest losses, and facilitate access to financial services to foster people's economic resilience. Most of these projects were concentrated in the country's northern region, particularly affected by climate change.

WFP managed to secure 57 percent of the funding required for 2023. Despite this, only 43 percent of the available funds were utilized. The primary reason for this lower expenditure rate was a postponement in the initiation of most project activities, which are now scheduled to start in 2024. This delay can be attributed to challenges in recruiting and retaining qualified staff to oversee the activities, as well as the need to adhere to a seasonal calendar for organizing activities such as community engagement and participatory community planning.

In alignment with the Government's national school feeding strategy, WFP partnered with 62 smallholder farmer groups (90 percent women farmers). WFP provided a comprehensive support package that included seeds, small equipment, training on post-harvest loss reduction techniques, and technical assistance to establish village savings and loan associations. This initiative strengthened production capacities and encouraged in-kind donations to school canteens. Recognising the critical water shortage in northern Côte d'Ivoire, WFP also invested in borehole construction that ensured sustainable water access for these farming groups.

WFP supported smallholder farmers to significantly increase their rice production through a rice value chain project in 2023. Funded by the Bill and Melinda Gates Foundation and implemented collaboratively with WFP China Centre of Excellence and WFP's Regional Centre of Excellence against Hunger and Malnutrition (CERFAM, in French) [1], the project enabled farmers to increase their rice production to 51.1 mt across 20.4 ha of land with an average yield of 2.5 mt per hectare. This was a substantial improvement in comparison with 2022 results, where production of 32.5 mt on 23 ha of land yielded only of 1.4 mt per hectare.

WFP's support for smallholder farmers extended beyond immediate needs. Data from monitoring activities revealed a lasting impact, as previously supported groups continued to donate part of their production to school canteens. For example, 35 groups contributed nearly 17 mt of food to 31 nearby schools in 2023. This trend is expected to continue as data for 2023 indicated that 27 groups had already reported donations of 16 mt of food to 33 schools.

Furthermore, the village savings and loan associations (VSLAs) established by WFP contributed to women empowerment and improved household well-being. Data from monitoring showed positive outcomes that included women investing in small businesses and income-generating activities. This kind of financial security allowed families to meet basic needs and prioritise education for their children. In 2023 alone, 17 groups reported savings over XOF 17 million. The Food Security Monitoring Survey also provided insights into the demographic structure of the groups and the positive progress of WFP interventions on food security indicators.

Overall, 93 percent of farmer groups assisted were led by women, and production activities remained the primary source of income for these groups. Even though 93 percent of the groups reported structural, material, and physical constraints that limited their production activities, particularly the lack of water, production tools, and quality agricultural inputs, 40 percent of women reported an improvement in their assets, such as goods and income, over the past three years. The group leaders' illiteracy level was 70 percent, slightly higher than the rural average of 68 percent [2]. This demonstrated the vulnerability of these groups and the need to include a literacy component in the activity in the future.

To design an effective new resilience project WFP prioritised community involvement. Three community-based participatory planning sessions were conducted, as well as two rapid diagnoses across five villages in Bounkani and Tchologo. These exercises enabled WFP to assess the vulnerability level, engage with the community to understand

their needs better and foster ownership around the project. As a result, participatory action plans that will orient future interventions were developed.

In May 2023, WFP launched a pilot programme designed to empower cocoa producers and make them more resilient. This innovative initiative combined two key elements of climate risk insurance and crop diversification. Firstly, financial protection against climate shocks was provided through an insurance product that safeguarded farmers from losses caused by extreme weather events. Secondly, an incentive for crop diversification was offered as farmers were encouraged to extend their crops beyond cocoa to create additional income streams. These initiatives therefore aimed to build long-term resilience for cocoa producers. With a broader range of crops and financial protection, farmers should be able to better withstand unexpected challenges and ensure more stable incomes.

Côte d'Ivoire's smallholder rice farmers continue to face significant threats from the climate crisis and other external factors which jeopardises their food security. To mitigate these factors, WFP launched a pioneering weather-based index insurance scheme through the WFP Innovation Accelerator programme. This provided financial protection to 5,111 rice farmers, (1,557 women) against climate-related shocks, such as dry spells or excess rainfall, and ensured people had resources when harvests were disrupted. This ensured a safety net that extended to over 30,000 people. For the pilot programme, WFP covered USD 71,000 in insurance premiums for participating farmers. This innovative approach demonstrated WFP's commitment to supporting vulnerable communities and fostering resilience in the face of the climate crisis.

Weather insurance and the provision of financial safety nets for farmers are new concepts in Côte d'Ivoire. To introduce the concept, WFP and a consortium of partners spearheaded the pilot programme. This included African Risk Capacity Ltd., a pool of insurers (Atlantique Assurance, Allianz, AXA), the United Nations Development Programme (UNDP), and the Federation of Unions of Cooperative Societies of Rice Producers of Côte d'Ivoire (FUSCOP RIZ CI, in French). The pilot provided a safety net for rice farmers and gauged their interest in this type of protection. Its success also established a solid framework that can be adapted for other crops, such as cocoa, cotton, and maize. This type of solution is crucial as climate predictions suggest a potentially severe El Niño event in 2024, highlighting the need for adaptation strategies. WFP's initiative has paved the way for a potentially scalable solution to protect farmers across multiple value chains in Côte d'Ivoire.

In September 2023, the Government of Côte d'Ivoire organised the 6th Agriculture and Animal Resources Fair (SARA). As co-lead of the food system task force with the French Embassy, WFP jointly organised two-panel sessions on the role of youth and civil society in agriculture and the added value of food transformation for food quality and nutrition.

WFP has positioned itself as a key partner to Côte d'Ivoire, especially for contributions to strengthen national food systems. It has also established long-term strategic partnerships with the Ministry of Agriculture and Rural Development through the signed subsidiary agreement for the implementation of the Green Climate Fund (GCF) project, the provision of technical expertise to the development of an innovative project on cassava value chain (submitted to the Islamic Development Bank) and in the development of agro-industrial parks in the framework of the Government National Agriculture Investment Plan. Through the GCF, WFP will partner with the Global Green Growth Institute (GGGI) to establish the project's baseline and ensure effective knowledge management.

WFP GENDER AND AGE MARKER

CSP ACTIVITY	GAM MONITORING CODE
Provide an integrated and gender-transformative assistance package to smallholder farmers, especially women's farmer groups, comprising training on good agricultural practices, equipment and social behaviour change communication-related activities that place value on local agricultural potential, asset creation and targeted food assistance; and provide technical support for generating evidence to inform the scale-up of farmer groups' activities	4 - Fully integrates gender and age

Strategic outcome 05: National institutions have strengthened capacity to better target and manage food security, nutrition and social protection programmes by 2025



56 people benefited from **technical capacity strengthening** to carry out a food security survey and to calculate and analyse **food security indicators**



92 key actors involved in the management and distribution of **health products** were trained on an **optimization tool** for distribution network planning



Capacity strengthening delivered to **65 emergency response center managers** on preparing for and responding to a health crisis



15 procedures and **20 work instructions** for managing and distributing **healthcare products** were revised and developed

Under strategic outcome 5, WFP committed to strengthening the capacities of relevant government institutions and partners at national, sub-national, and community levels. The technical support and activities under this outcome were designed as critical elements of the transition strategies that would lead to country-managed food security, nutrition, social protection, preparedness, emergency response, and early warning system programmes. In 2023, WFP's work under this outcome was primarily focused on strengthening food security monitoring and improving information systems for early warning and emergency preparedness.

WFP supported the Ministry of Agriculture and Rural Development to expand the coverage of the *Cadre Harmonisé* analysis. Thanks to WFP, the Ministry analysed the current and projected food and nutrition situation for all 31 regions of Côte d'Ivoire for the first time. Accordingly, 31 investigators from the Ministry and 25 members of the multisectoral technical working group were trained on methods required to conduct food security surveys and to calculate and analyse food security indicators. As a result, two exercises of the *Cadre Harmonisé* were conducted (in March and October 2023). As part of its capacity-strengthening effort, WFP also provided a new server to the Ministry to increase the capacity of its database. WFP and the Ministry are also exploring switching to real-time remote data collection to improve data quality while reducing monitoring costs.

Under this strategic outcome, WFP also provided technical support to the Ministry of Health to optimise last-mile distribution channels for health products, and to strengthen the logistical capacity of the public health emergency operations centres. Support included the transfer of skills and techniques to revise management procedures and to develop operational tools. To this end, WFP signed two cooperation agreements with the Ministry of Health of Côte d'Ivoire, specifically with the technical services of the Directorate of Pharmaceutical Activities (DAP, in French) and the National Institute of Public Hygiene (INHP, in French). The strengthening of last-mile distribution and support for INHP to enhance preparedness for health emergencies was based on the establishment of Regional Public Health Centres of Excellence (PRES, in French), as described in the National Health Development Plan 2021-2025. The objectives of capacity strengthening within the Ministry of Health were possible due to a financial contribution from Takeda Pharmaceuticals through the Apollo project. This initiative supported the strengthening of health supply chains across different countries. By strengthening the health supply chain in Côte d'Ivoire, WFP contributed to better preparedness for health emergencies while improving the efficiency of the distribution of medicines and medical devices in the country. This was essential to ensure that the national public health system is ready to deal with future health crises and is able to supply vital medicines and products on an ongoing basis.

WFP's 2023 intervention with DAP focused on the distribution of health products at the last mile. This was a progression on activities in 2022, as the project was more focused on the collection and analysis of data, and the production of dashboards to inform decision-making. As such, good results were seen from WFP's support in the development of a tool for the optimised distribution of health products to the last mile and improved procedures and tools for managing the distribution of health products from the districts to the health centres. In 2023, 155 health product distribution

routes were enhanced, which reduced both distance travelled and delivery times. These actions also made it possible to highlight the traceability of activities linked to the distribution of health products. Through WFP's work with INHP, the supplied financial support helped build the capacity of 27 regional players involved in the preparation and response to health crises.

In 2023, WFP supported 92 pharmacists, pharmacy managers and health technicians involved in the management and distribution of health products were trained to use an optimisation tool for distribution network planning. In addition, 15 procedures and 20 work instructions for the management and distribution of healthcare products were revised and/or developed. Capacity strengthening was also organised for 65 Emergency Response Centre (COUSP, in French) managers, to prepare for and respond to health crises.

Along with WFP, the African Resource Centre (ARC), the World Health Organization and members of Côte d'Ivoire, Senegal, Guinea-Conakry met in Côte d'Ivoire in March 2023 as part of a South-South and Triangular Cooperation (SSTC) initiative. This aimed to strengthen participants common understanding of critical concepts and good practices in public health supply chain management. The event further aimed to create a network of experts to encourage the pooling of knowledge to ultimately contribute to the emergence of 'Communities of Practice' in health logistics. It is hoped that this will help develop solutions for ever-stronger public health systems across West Africa.

WFP GENDER AND AGE MARKER

CSP ACTIVITY	GAM MONITORING CODE
Provide technical support to national institutions in their efforts to address school feeding, food security, nutrition, social protection and emergency preparedness and response	0 - Does not integrate gender or age

Strategic outcome 06: The government, humanitarian and development partners in Côte d'Ivoire can reach vulnerable populations and respond to emergencies by 2025



1,160 square metres of storage space available by WFP for partner institutions



WFP supported the **Government** and other **UN agencies** through its bilateral **commitments to purchase food items**

Under strategic outcome 6 the intention was to enhance the capabilities of local government, as well as humanitarian and development partners to reach vulnerable populations and respond to emergencies by 2025. This provision of services was added to the Country Strategic Plan (CSP) 2019-2025 in 2022 after a budget revision. The goal was to provide administrative and logistical assistance to United Nations agencies, the Government, and national and international non-governmental organizations (NGOs). Prior to the budget revision, WFP's traditional method for enhancing service provision was through purchases from partner organizations. These activities were generally not captured in previous reporting, hence the need for this new strategic outcome. Strategic outcome 6 therefore allowed WFP to formalise the service provision modality within the CSP and to accurately capture and report impacts.

With the inclusion of the on-demand service provision within the CSP, WFP provided highly requested storage and procurement services to other agencies in need across Côte d'Ivoire. In 2023, WFP increased its storage capacity by 640 m² in the country's north to meet the needs linked to the influx of Burkinabé asylum seekers. The additional 320 m² of storage capacity provided in both Korhogo and near the transit site in Ouangolodougou allowed UNICEF and Action Against Hunger (ACF, in French) to store non-food items for emergency responses.

WFP also provided procurement services to Alliance Côte d'Ivoire to support their HIV nutritional assistance activities through the purchase of specialized nutritious foods. These products were then stored in WFP's warehouse in Abidjan, to ensure optimum preservation and availability when required. This relationship strengthened the supply chain, but also supported the shared commitment to treat and prevent malnutrition and promote food security in the country.

Cross-cutting results

Gender equality and women's empowerment

Improved gender equality and women's empowerment among WFP-assisted population

Socio-cultural barriers in Côte d'Ivoire have limited women's access to land and participation in decision-making. The traditional organization of Ivorian society is dominated by a patriarchal system, whereby men embody authority within households and take charge of economic management and key decisions. Conversely, women in Ivorian society are seen as those responsible for the running of domestic lives, taking care of households and children. Furthermore, the literacy rate for men was 54 percent in 2021, significantly above the 43 percent rate for women [1], which may impact power dynamics.

Women are more vulnerable to poverty due to the precarious and informal nature of women's work and productive activities. Women accounted for 90 percent of the agricultural workforce, but only 8 percent owned land, compared to 22 percent of men [2]. In rural areas, 75 percent of women lived below the poverty line [3]. Women are also particularly affected by climate change and face numerous obstacles in accessing productive assets (equipment and inputs), microfinance services, climate information, and technologies for climate adaptation.

WFP has addressed gender inequalities in various ways. For example, WFP's school feeding programme has gone beyond the provision of meals and incorporated the active promotion of inclusive education, particularly for girls. Through the rehabilitation and construction of separate latrines for boys and girls, WFP aimed to create safe and dignified school environments, while also attempting to increase school retention rates, especially for girls.

In 2023, WFP capitalised on the 16 Days of Activism against Gender-Based Violence campaign through the organization of awareness-raising sessions that targeted school principals and teachers in two regions. These sessions aimed to empower educators to create more inclusive learning environments for all of their students.

In 2023, WFP provided direct cash assistance to Burkinabé asylum seekers in the country's north under its emergency response activities. While the majority were women and children, gender inequality was very pronounced in asylum seeker communities. Women did not have the right to express themselves in the presence of men and could not make decisions about their own lives. For this reason, WFP organised awareness-raising sessions that were conducted by social bodies to provide women with access to information on an equal footing with men. These sessions appear to have had a positive impact on the use of the assistance, as people have reported that most of the decisions on the use of the assistance were made by women (49 percent) or jointly (33 percent), with less than 20 percent of decisions made solely by men.

Through its resilience portfolio, WFP aimed to strengthen women's economic empowerment and leadership to contribute to the achievement of gender equality in Côte d'Ivoire. To this end, WFP established a multi-year partnership with the National Rural Development Support Agency (ANADER, in French). In 2023, this partnership supported 127 farmer groups with 10,500 members (80 percent women) who increased their production of food for household consumption, sale, seed renewal and the supply of school canteens with nutritious food. WFP established village savings and loans associations (VSLAs) within farmer groups where they had not yet been established. This helped farmers to simplify the management of their income from produce sales. VSLAs were often managed by women and provided a mechanism for autonomous savings. This enabled people to regularly put money aside in a secure environment, contract small loans to develop or to expand their farms and meet their families' urgent needs. VSLAs empowered women to set up income-generating activities and enabled some to afford their children's education as well as contributing to household expenses. In sum, these actions contributed to more balanced power relations. In 2023, contributions from 17 VSLA groups totaled XOF 17.2 million.

While WFP's role in Côte d'Ivoire extended beyond direct assistance, gender equality remained a core consideration in all advocacy and policy work. A prime example was WFP's collaboration with the Government to conduct a cost-benefit analysis of the national school feeding programme, with support from Harvard University. This study revealed significant gender-differentiated impacts, specifically noting that the programme improved girls' and boys' education and health, and boosted income for men and women in proximate communities. The analysis also highlighted the

programme's efficiency in reducing gender inequality. Compared against its costs, the school meals programme was shown to offer a high return on investment and clear long-term benefits. There was an average of USD 8.6 dollars returned per USD 1 dollar invested for boys and USD 10.2 dollars returned per USD 1 dollar invested for girls. This specifically illustrated effectiveness in empowering girls. When considering the combined improvements in education, health, and nutrition, the return on investment is even greater for the broader Ivorian society.

The review of the Cost of Hunger in Africa (COHA) study in Côte d'Ivoire included the integration of the latest data from the Demographic and Health Survey 2021 (EDS, in French). This provided solid evidence of the importance of investing in nutrition, especially for vulnerable population groups. In addition, the rice fortification strategy was designed based on the analysis of the nutritional situation of children aged 6 to 23 months, children aged 48 to 59 months and the specific micronutrient deficiencies of women (especially iron). The acceptability study of fortified rice targeted respondents of different ages and sexes to reflect the feedback of boys, girls, men, and women.

Finally, due to WFP's advocacy work, the National Nutrition and Early Childhood Development Plan included activities and targets for various groups, such as children aged 6 to 23 months, children aged 48 to 59 months, school-age children, pregnant and breastfeeding women and girls, and specific actions that supported women's empowerment (e.g. income-generating activities and the creation of village savings and loan associations).

Protection and accountability to affected populations

Affected populations are able to benefit from WFP programmes in a manner that ensures and promotes their safety, dignity and integrity. Affected populations are able to hold WFP and partners accountable for meeting their hunger needs in a manner that reflects their views and preferences

WFP prioritises the safety and well-being of the people it assists through protection mainstreaming and listens to their needs by ensuring a widescale implementation of mechanisms that support accountability to affected populations. This was evident in WFP's emergency response to asylum seekers from Burkina Faso in northern Côte d'Ivoire in 2023. WFP established two-way communication channels with these communities so that they could remain informed and could also provide feedback to WFP to inform and shape the design and delivery of future programmes.

In Côte d'Ivoire, armed conflicts, incidents of attacks, general insecurity and violence perpetrated by non-state armed groups forced many people to flee their homes in increasing numbers to find shelter and security in the northern regions of the country. As of December 2023, the United Nations High Commissioner for Refugees (UNHCR) had estimated that 45,000 asylum seekers were in Côte d'Ivoire, with the majority from Burkina Faso. Many arrived with nothing and urgently needed food and assistance.

In 2023, the Government of Côte d'Ivoire built shelters and two transit sites to accommodate registered asylum seekers. To further address the urgent needs of this vulnerable population, WFP provided cash assistance for the purchase of food and enable them to meet their needs. By the end of 2023, WFP had assisted 10,700 asylum seekers in shelters and another 3,350 living within local communities.

WFP signed a data-sharing agreement with UNHCR to ensure safe access to biometrically registered asylum seeker data, improve the timeliness of assistance, and strengthen protection for people in need. Moreover, WFP and UNHCR used a secure platform called NEST to prevent risks related to the transfer of individuals' data.

In August 2023, WFP established a community feedback mechanism so that recipients of support could provide feedback on the assistance they had received as well as the organization's other activities. To ensure ongoing engagement, WFP also periodically held focus group discussions with asylum seekers on protection issues, their rights as asylum seekers, and their safety when receiving WFP's assistance.

With support from UNHCR and its cooperating partner, the International Committee for Emergency Relief and Development (CIAUD, in French), WFP remained engaged with asylum seekers and host communities to share and collect information on interventions in order to improve them. It was noted in community consultations and focus group discussions that women of the Fulani ethnicity could not express themselves freely before men for cultural reasons. Consultations and focus groups were therefore organised with women moderators. This consideration was taken into account when establishing the complaint committees. In an approach that promoted inclusion, complaint committees composed solely of women were created to allow women in the Fulani community to freely access this community feedback mechanism channel.

Before providing cash assistance to asylum seekers, WFP conducted a market assessment to determine the prices of various commodities in regional markets. WFP also held community consultations to understand communities' typical monthly household expenditures. By combining this information, WFP determined a minimum expenditure basket (MEB) that would meet the needs of asylum seekers. Each household received the local currency equivalent of USD 16.6 per person (XOF 10,000) per month to cover their needs.

In 2023, WFP ensured a safe and dignified experience for people that received cash assistance. Distribution sites were setup close to markets and had clean latrines and shaded waiting areas. To reduce crowding and wait times, WFP increased the number of distribution days from two to three. WFP's focus on delivering an efficient and effective process resulted in zero reported security incidents during or after distributions.

Together with UNHCR and UNICEF, WFP advocated for the Ivorian Government - through its National Security Council - to enable asylum seekers to obtain a National Identity Number so that they could switch from direct cash assistance to mobile money. This aimed to increase safety and facilitate the provision of multipurpose assistance from various actors.

In 2023, WFP strengthened its community feedback mechanism through the recruitment of three staff (one in Abidjan and two in areas hosting asylum seekers). The feedback mechanism received 490 responses, with 82 percent of feedback obtained via the help desk and 18 percent via the telephone hotline. Most cases were identified as non-food requests and therefore referred to other partners, such as UNHCR. Overall, 193 women (39 percent of the feedback received), and 297 men (61 percent) expressed themselves through the communication channels provided. WFP staff and cooperating partners actively advocated for the use of the hotline within assisted communities, emphasizing that any reports of misconduct could be made confidentially. As a result, one alleged case of corruption was reported.

Environmental sustainability

Targeted communities benefit from WFP programmes in a manner that does not harm the environment

Environmental and Social Safeguards Framework (ESSF)

Côte d'Ivoire continues to face numerous environmental challenges exacerbated by the effects of the climate crisis. Over the past few years, Côte d'Ivoire experienced sporadic weather events, specifically including prolonged dry spells, rising temperatures, floods, erratic and unevenly distributed rainfall, and increasing coastal erosion. Urbanisation, bushfires, deforestation, and the conversion of forested lands to agricultural land (through both mechanisation and slash-and-burn methods) have put pressure on natural resources and biodiversity in the country. The loss of soil and soil fertility through erosion and inappropriate use of synthetic fertilisers, pesticides, and other chemical products has also increased pollution levels. This has threatened both underground and surface water sources. These environmental challenges affect agricultural livelihoods for both men and women. However, women faced discrimination in accessing loans and fertilisers and have lower yields, lower-quality harvests, and increased post-harvest losses, compared with men.

In 2023, WFP delivered climate-smart activities across its Sustainable Food Systems programme, implemented in the north of Côte d'Ivoire. Low-carbon emission actions targeted people's actions and activities at the household level and across crop production and demonstration sites. These included agricultural production characterised by the incorporation of compost to enhance soil fertility and water conservation; the promotion of solar drying and hermetic storage technologies, such as plastic silos, to make post-harvest management environment friendly; and the increased construction and utilisation of fuel-efficient improved institutional cookstoves. WFP built 75 fuel-efficient stoves in 2023 (adding to the 500 built in prior years). These stoves use less firewood and decrease the use of wood for fuel, which resulted in fewer trees being cut down, lower greenhouse gas emissions, and the protection of cooks from heavy smoke and heat. Moreover, 15 advisers were trained in the construction, management and promotion of improved stoves.

Environmental Management System (EMS)

WFP conducted an environmental assessment of the Côte d'Ivoire Country Office to reduce the organization's environmental impact. Recommendations on waste management were made to ensure adequate disposal of obsolete equipment stored in WFP's warehouses in Abidjan and Korhogo. WFP also conducted awareness-raising sessions on waste sorting and management for staff, operational partners, and elementary school children that benefitted from school feeding.

World Environment Day was celebrated in Abidjan with the presence of the United Nations Environment Programme (UNEP) Executive Director. WFP took part in discussions that covered various projects, including e-waste management, rainwater recycling and vegetable gardens with environmental partners from both the humanitarian and development sector (the African Development Bank, UNEP and UNICEF) as well as the private sector (Green Community).

In 2023, WFP's Côte d'Ivoire Country Office moved to new premises in Abidjan. The organization received a grant from WFP's Energy Efficient Programme to enable the replacement of energy-consuming equipment and the switch to solar energy. This highlighted WFP's determination to lead by example to reduce both environmental impact and costs.

Nutrition integration

Communities, households and individuals supported by WFP are able to meet their nutritional needs and protect their nutrition status in the face of shocks and long-term stressors, through an effective combination of fortified food, specialized nutritious products and actions to support diet diversification

Nutrition interventions sit at the core of WFP's work and were mainstreamed in the Country Strategic Plan (CSP) 2019-2025. School feeding (strategic outcome 1) and nutrition (strategic outcome 3) are interlinked to ensure children accessed healthy meals throughout the academic year.

In 2023, WFP worked closely with the school feeding team to support school canteen management committees in the formulation of balanced food rations and a 30 percent integration of cowpeas (a local protein-rich cereal) into menus to improve meals' nutritional value.

In addition, the new National School Feeding Strategy 2024-2025 is being developed (currently at draft stage) in collaboration with relevant sectors. As a result, two of the six pillars are explicitly nutrition-sensitive: pillar 3 (promoting health through nutrition) and pillar 4 (promoting local procurement). These pillars will ensure a healthy school environment and encourage schools to allocate at least 10 percent of the school meal budget to the purchase of nutritious food from smallholder farmers or local farmers' cooperatives. These efforts aim to create a healthier student environment and boost the local economy.

Strategic outcome 2 aimed to prevent malnutrition in Côte d'Ivoire through the provision of specialized nutritious foods. This included 30 mt of Super Cereal and 102 mt of Super Cereal Plus to 2,000 pregnant and breastfeeding women and girls and 5,650 children aged 6 to 23 months. A further aim was to educate people about good nutrition through awareness programmes and nutrition education initiatives. Unfortunately, this programme was not implemented as planned due to a delay in the delivery of specialized nutritious foods and oil. As a result, data on nutrition indicators was not collected.

Given the newly programmed food assistance from the Ministry of Foreign Affairs of France, nutrition played a vital role in the achievement of strategic outcome 4. This project focused on the support of women's groups in the production of nutritious food like cowpeas and maize. It also aimed to improve access to nutritious and fortified rice for vulnerable households and to conduct social and behavioural change communication activities as mentioned in strategic outcome 3. While some awareness raising initiatives and cooking demonstrations were delivered, WFP's plans to provide fortified rice were not achieved in 2023 due to issues with the implementation of voucher modalities and other programmatic challenges as indicated in strategic outcome 3.

Under strategic outcome 5, WFP supported the Government implement the National Multisectoral Plan for Nutrition 2016-2020 (PNMN, in French) focusing on the National Food Fortification Strategy and the decree making rice fortification mandatory in Côte d'Ivoire. This aimed to help 80 percent of the population get more iron in their diets and therefore combat common health problems of iron deficiency and anaemia. In addition, WFP worked with the National Nutrition Programme to develop a communication and nutrition education programme for vulnerable groups and primary school children and to provide more effective nutrition and health care for households with people living with HIV.

Overall, nutrition remained a major focus for WFP in Côte d'Ivoire. This was reflected in multiple programmes, including an emergency and nutritional support for asylum seekers under preparation, a nutrition and HIV support programme [1], two school feeding projects funded by France and the Korea International Cooperation Agency (KOICA) respectively, two food security and livelihoods projects, both linked to accountability to affected populations.

Partnerships

To achieve goals outlined in the Côte d'Ivoire Country Strategic Plan (CSP) 2019-2025, WFP was highly focused on securing resources in 2023. Due to funding limitations, WFP built stronger and more varied partnerships, including work with the Government, donors, United Nations agencies, other organizations, and local communities.

WFP provided technical assistance and capacity building to effectively implement food and nutrition security activities. Core activities were predominantly supported by the United States Department of Agriculture (USDA) through the McGovern-Dole (MGD) school feeding programme. Working closely with the Ministry of Education and Literacy, WFP supplied hot, nutritionally balanced meals to schoolchildren and delivered activities supporting the promotion of health, hygiene and literacy. With two years remaining of the MGD programme, efforts are underway to bolster the government's capacity to successfully transition to national ownership of the integrated school meals programme. Additional support came from Australia and France, who contributed grants focused on nutrition, resilience, and school feeding. This allowed WFP to help smallholder farmers increase their resilience and food production. In turn, these smallholder farmers supplied schools with local produce, making the programme more sustainable and beneficial to local farmers.

To respond to emergency needs in the north of Côte d'Ivoire - with increasing arrivals of asylum seekers from Burkina Faso - WFP sought and received funding from the Immediate Response Account as well as multilateral funds. This enabled WFP to rapidly mobilize and deliver timely assistance to asylum seekers so that they could meet their critical food needs. New arrivals surpassed the planned numbers during the year and are expected to continue increasing through 2024. Given steeply growing needs, WFP requires ongoing emergency funding and is actively engaging potential donors to meet this need.

A significant development in 2023 was the approval of the funding proposal submitted to the Green Climate Fund - a collaborative effort between WFP and the Ministry of Environment and Sustainable Development. This multi-year funding aims to enhance the resilience of smallholder women farmers vulnerable to climate change in the Poro region in northern Côte d'Ivoire. This contribution will enable WFP to capitalise on the work initiated in 2023 through the weather insurance pilot in cocoa-producing areas and represents a key milestone in the positioning of WFP within climate change mitigation and adaptation efforts in Côte d'Ivoire.

Focus on localization

Considering Côte d'Ivoire's status as a lower-middle income country, WFP primarily partnered with national and local entities. WFP is working with the Directorate of School Canteens (Ministry of Education) and the Ministry of Agriculture to ensure the school feeding programme runs smoothly in the future. At field level, WFP worked with the National Rural Development Support Agency (Ministry of Agriculture's operational branch). WFP was primarily responsible for coaching and provision of technical support and inputs to smallholder farmers.

Regarding nutrition, WFP partnered with the National Nutrition Programme, the National Council for Nutrition, and the Côte d'Ivoire Standards Agency. At community level, WFP collaborated with local non-governmental organizations (NGOs) like Wopile Sanga to improve dietary practices through the consumption of locally sourced foods in varied and nourishing menus.

Through efforts to optimise the health supply chain, WFP enhanced its capacities through partnerships with the National Institute for Public Hygiene, the National Public Health Institute, the New Pharmacy for Public Health, and the Pharmaceutical Activity Direction.

In 2023, WFP signed 18 field-level agreements with international, national, and governmental partners covering resilience, nutrition, school feeding, emergencies, and institutional capacity building. Local NGOs and government structures were instrumental in addressing food insecurity and malnutrition.

Focus on UN inter-agency collaboration

Throughout 2023, WFP significantly broadened its strategic partnerships with United Nations agencies and international partners.

WFP partnered with the Association of Volunteers for International Service (AVSI, in Italian) to support the school feeding programme. AVSI was instrumental in bolstering the water, sanitation and hygiene (WASH) and literacy components of the programme.

A weather insurance pilot led to new partnerships with a consortium created by the African Risk Capacity Ltd., and a pool of insurers (Atlantique Assurance, Allianz and AXA), the United Nations Development Programme (UNDP), and the Federation of Unions of Cooperative Societies of Rice Producers of Côte d'Ivoire.

Since the beginning of the crisis in the country's north, WFP's emergency operations closely collaborated with the United Nations High Commissioner for Refugees (UNHCR) and various stakeholders to deliver food assistance via cash-based transfers to asylum seekers and families in host communities. UNHCR provided WFP with a list of biometrically registered asylum seekers to support WFP's assistance targeting. WFP partnered with the International Committee for Emergency Relief and Development (CIAUD) for cash distribution to Burkinabé asylum seekers and host families.

WFP, UNHCR and UNICEF contributed to the creation of the Gulf of Guinea Regional Response Plan for immediate and mid-term responses regarding the influx of asylum seekers into Côte d'Ivoire. WFP also actively contributed to the interagency Northern Resilience Plan in alignment with the Government Social Program and the United Nations Cooperation Framework for Sustainable Development (UNSDCF). This plan aimed to improve food security and access to social services in border areas with Burkina Faso and Mali, countries facing political instability and security challenges of their own.

At the interagency level, WFP led the Emergency Operational Coordination Group, the Cash Working Group and the Food Security Working Group. Overall, WFP contributed to six out of eight results outlined in the UNSDCF.

Financial Overview

In 2023, WFP's Country Strategic Plan (CSP) 2019-2025 for Cote d'Ivoire was funded at USD 25.4 million, compared with USD 24.6 million in 2022. Of the available resources, 13 percent were directed multilateral contributions received from non-traditional donors and 8 percent were multilateral contributions. The remaining 79 percent were resources transferred from previous years, including multi-year contributions earmarked for subsequent years.

In contrast to previous years, the level of funding per strategic outcome changed significantly. Thanks to WFP's mobilization efforts, strategic outcome 2 (emergency response), strategic outcome 3 (nutrition), strategic outcome 4 (smallholder farmers groups), and strategic outcome 5 (institutional capacity strengthening), were fully resourced in 2023. This was a significant change from previous years, as all strategic outcomes had been underfunded since the beginning of the CSP. The funding level is mainly attributed to the multi-year contribution from the McGovern-Dole programme, specifically earmarked for strategic outcome 1, along with additional funding that was received as part of the crisis response in the northern regions of the country.

The expenditure rate of school feeding activities under strategic outcome 1 was only 35 percent due to the multi-year nature of United States Department of Agriculture's (USDA) McGovern-Dole funding through 2026. However, analysis of expenditures against the implementation plan showed an annual expenditure rate of 86 percent for 2023. This indicated that expenditure planning for WFP activities was realistic.

Strategic outcome 2 - which addressed emergency response - was funded by multilateral sources and the Immediate Response Account. This enabled WFP to assist 20,000 asylum seekers and host communities in the country's north. However, the expenditure rate remained low due to delays in identification of people in need and associated administrative hurdles linked to the coordination architecture at the national level.

Despite being fully funded, work focused on nutrition (under strategic outcome 3) faced challenges with heavy administrative processes that delayed the commencement of rice fortification, the flagship activity.

Under strategic outcome 4, WFP's work that focused on smallholder farmers groups faced implementation challenges due to extensive preparation requirements and staff turnover. However, there was progress on necessary groundwork, such as participatory community planning and kick-off workshops. The programme is expected to progress more rapidly in 2024.





WFP intends to revise its budget in the first quarter of 2024 to reflect the increased requirements, particularly for emergency responses, nutrition, and school feeding activities.

Annual CSP Financial Overview by Strategic Outcome (Amount in USD)

	Needs Based Plan	Implementation Plan	Available Resources	Expenditure
SDG Target 1. Access to Food	6,008,880	5,462,023	15,105,744	5,632,667
SO01: Primary school-age children and their households in food insecure areas have access to adequate and nutritious food all year-round	5,273,925	5,221,840	12,745,012	4,489,660
Activity 01: Provide school meals, take-home rations and complementary services to primary school-aged children during the school year and promote the purchase of locally produced food for school meals	5,273,925	5,221,840	12,745,012	4,489,660
SO02: Populations affected by shocks have access to food to cover their basic food and nutritional needs during and in the aftermath of shocks	734,954	240,183	2,360,732	1,143,006
Activity 02: Provide an integrated assistance package to affected populations, including food assistance, SBCC and specialized nutritious food to children aged 6-59 months, PLW/Gs and PLHIV to improve access to food and prevent malnutrition	734,954	240,183	2,360,732	1,143,006
SDG Target 2. End Malnutrition	173,459	173,516	530,478	130,740
SO03: Vulnerable food-insecure populations in targeted areas – particularly children, women of child bearing age, and people living with HIV – have improved nutritional status by 2025	173,459	173,516	530,478	130,740

Activity 03: Support the implementation of the national nutrition programme with a focus on: the development and implementation of a gender responsive SBCC strategy; the implementation of the national strategy for the fortification of regularly consumed staples; enhancing the primary education curricula to include nutrition; and the generation of evidence on the activities within the National Multi-sectoral Nutrition Plan.	173,459	173,516	406,669	130,740
Non-activity specific	0	0	123,808	0
SDG Target 4. Sustainable Food System	2,884,166	2,250,525	1,652,857	714,324
SO04: Targeted populations and communities have stronger livelihoods, are more resilient to climate and other shocks and benefit from more efficient value chains and sustainable food systems by 2025	2,884,166	2,250,525	1,652,857	714,324
Activity 04: Provide an integrated and gender-transformative assistance package to smallholder farmers, especially women's farmer groups, comprising training on good agricultural practices, equipment, SBCC related activities that place value on local agricultural potential, asset creation and targeted food assistance; and provide technical support for generating evidence to inform the scale-up of farmer groups' activities.	2,884,166	2,250,525	1,281,430	714,324
Non-activity specific	0	0	371,426	0
SDG Target 5. Capacity Building	525,241	876,748	719,789	424,406

SO05: National institutions have strengthened capacity to better target and manage food security, nutrition and social protection programmes by 2025	300,020	537,288	464,812	409,074
Activity 05: Provide technical support to national institutions in their efforts to address school feeding, food security, nutrition, social protection and emergency preparedness and response.	300,020	537,288	464,812	409,074
SO06: The government, humanitarian and development partners in Côte d'Ivoire can reach vulnerable populations and respond to emergencies by 2025	225,221	339,460	254,977	15,331
Activity 06: Provide, on demand, supply chain, ICT and coordination services to the Government, humanitarian and development partners	225,221	339,460	254,977	15,331
Non-SDG Target	0	0	4,568,298	0
Total Direct Operational Costs	9,591,747	8,762,814	22,577,169	6,902,139
Direct Support Costs (DSC)	843,267	1,089,070	2,513,716	1,723,337
Total Direct Costs	10,435,015	9,851,884	25,090,886	8,625,477
Indirect Support Costs (ISC)	662,349	615,565	337,491	337,491

Grand Total	 11,097,364	 10,467,449	 25,428,378	 8,962,968
-------------	---	---	---	--

Data Notes

Overview

[1] World Bank 2022. Available at: <https://donnees.banquemondiale.org/indicateur/NY.GDP.PCAP.CD?locations=CI>

[2] Government of Côte d'Ivoire. Available at: https://www.gouv.ci/_actualite-article.php?recordID=14163

[3] Demographic and Health Survey (DHS 2021) in Côte d'Ivoire. Available at: <https://dhsprogramme.com/pubs/pdf/PR140/PR140.pdf>

[4] The School Meals Coalition drives actions to urgently improve and scale up school meal programmes to ensure that every child has the opportunity to receive a healthy, nutritious meal in school by 2030. More detail: <https://schoolmealscoalition.org/>

Operational context

[1] The Human Development Index (HDI) is a summary measure of average achievement in key dimensions of human development: a long and healthy life, being knowledgeable and having a decent standard of living. The HDI is the geometric mean of normalized indices for each of the three dimensions. Available at:

<https://hdr.undp.org/system/files/documents/global-report-document/hdr2021-22fr.pdf>

[2] The Gender Inequality Index (GII) is a composite metric of gender inequality using three dimensions: reproductive health, empowerment and the labour market. A low GII value indicates low inequality between women and men, and vice-versa. Available at: <https://hdr.undp.org/data-center/thematic-composite-indices/gender-inequality-index#/indicies/GII>

[3] The Integrated Food Security Phase Classification (IPC) is a five-phase scale which classifies levels of acute food insecurity, with 1 being the least acute, and 5 being the most acute

[4] Demographic and Health Survey (DHS 2021) in Côte d'Ivoire - <https://dhsprogramme.com/pubs/pdf/PR140/PR140.pdf>

[5] Demographic and Health Survey (DHS 2021) in Côte d'Ivoire - <https://dhsprogramme.com/pubs/pdf/PR140/PR140.pdf>

[6] World Bank's Climate Change Vulnerability Index: link to be included

[7] Global Sea Level Observing System (GLOSS), available at: https://www.google.com/url?sa=t&source=web&rct=j&opi=89978449&url=https://gloss-sealevel.org/sites/gloss/files/publications/documents/cotedivoire_gexii2011.pdf&ved=2ahUKEwj1xMjsul-FAxUMT6QEHTkEBcIQFnoECA4QAw&usq=A0vVaw05Nf3xNpZMbLpcMq-OTJ3y

[8] UNHCR Côte d'Ivoire dashboard: situation on asylum seekers in the North, 31 December 2023

Strategic outcome 01

[1] The School Meals Coalition drives actions to urgently improve and scale up school meal programmes to ensure that every child has the opportunity to receive a healthy, nutritious meal in school by 2030. More detail: <https://schoolmealscoalition.org/>

Strategic outcome 04

[1] The Regional Centre of Excellence against Hunger and Malnutrition (CERFAM) is the result of a partnership between the Government of Côte d'Ivoire and the World Food Programme (WFP) to support African countries in their national efforts to develop and implement sustainable policies and programmes to achieve Zero Hunger (SDG2) and combat all forms of malnutrition in line with the 2030 Agenda. More detail: <https://www.wfp.org/centre-of-excellence-against-hunger-malnutrition>

[2] Data from the last census (RGPH), conducted in 2021.

Gender equality and women's empowerment

[1] Côte d'Ivoire General Population Census (RGPH) 2021.

[2] Census of farmers and agricultural holdings, REEA 2015/2016.

[3] Côte d'Ivoire General Population Census (RGPH) 2014. Similar data is not yet available in RGPH 2021.

[4] As WFP was unable to execute any activities specifically targeted at COVID-19, support for Internally Displaced People, and flood relief efforts, data regarding the impact of emergency response programmes on different demographic groups, including men, women, boys, and girls, for the year 2023 is unavailable.

Environmental sustainability

[1] Environmental sustainability indicators were not collected in 2023.

Nutrition integration

[1] Conducted in line with the Joint United Nations Programme on HIV/AIDS (UNAIDS) Unified Budget, Results and Accountability Framework (UBRAF). UBRAF is a tool that translates the UNAIDS Strategy into concrete measures by mobilizing contributions from Co-Sponsors and the UNAIDS Secretariat to support the objectives and targets of the Political Declaration on HIV/AIDS adopted by the General Assembly on 10 June 2011.

Annex

Reporting on beneficiary information in WFP's annual country reports

To produce estimates of the total number of unique beneficiaries WFP has assisted yearly, the data from all activities and transfer modalities must be adjusted to eliminate overlaps and add new beneficiaries. Further background information is provided in the summary tables annex of the ACR.


The final estimated number of beneficiaries assisted in each country is validated by country offices and entered in COMET at the end of every year:


- the total number of beneficiaries, which is the sum of all direct beneficiaries reached under all country level activities and outputs, based on the adjusted totals that seek to eliminate overlap;
- the total number of beneficiaries receiving food transfers, cash-based transfers and commodity vouchers or capacity strengthening, the sum of all direct beneficiaries reached under the activities and outputs for each of these transfer modalities, based on the adjusted estimates that seek to eliminate overlap;
- the total number of beneficiaries assisted under outputs defined by country offices and specific to their operations;
- the total number of beneficiaries assisted under each programme area, the sum of all direct beneficiaries reached under WFP's eight programme areas at the country level;
- the number of schoolchildren assisted under school-based programmes, the sum of all participants assisted under the school-based programmes, adjusted to exclude overlaps and activity supporters such as teachers and cooks.

Although WFP conducts quality assurance to provide beneficiary data which are as accurate as possible, numerous challenges remain regarding data collection, verification, entry and processing. Beneficiary numbers in ACRs should be considered "best estimates", subject to over- and under- estimation.

Figures and Indicators

WFP contribution to SDGs

 SDG 2: End hunger, achieve food security and improved nutrition and promote sustainable agriculture											
WFP Strategic Goal :						WFP Contribution (by WFP, or by governments or partners with WFP Support)					
SDG Indicator	National Results					SDG-related indicator	Direct				Indirect
	Unit	Female	Male	Overall	Year		Unit	Female	Male	Overall	
Prevalence of undernourishment	%				5 2022	Number of people reached (by WFP, or by governments or partners with WFP support) in the context of emergency and protracted crisis response	Number	7,904	6,069	13,973	0
						Number of people reached (by WFP, or by governments or partners with WFP support) to improve their food security	Number	76,947	72,761	149,708	677,425
Average income of small-scale food producers, by sex and indigenous status	US\$	175	175	175	2017	Number of small-scale food producers reached (by WFP, or by governments or partners with WFP support) with interventions that contribute to improved incomes	Number	9,323	746	10,069	
Proportion of agricultural area under productive and sustainable agriculture	%					Number of people reached (by WFP, or by governments or partners with WFP support) with interventions that aim to ensure productive and sustainable food systems	Number	9,323	746	10,069	

 SDG 17: Strengthen the means of implementation and revitalize the global partnership for sustainable development									
WFP Strategic Goal :					WFP Contribution (by WFP, or by governments or partners with WFP Support)				
SDG Indicator	National Results			SDG-related indicator	Direct		Indirect		
	Unit	Overall	Year		Unit	Overall			
Number of countries reporting progress in multi-stakeholder development effectiveness monitoring frameworks that support the achievement of the sustainable development goals	Number			Number of partners participating in multi-stakeholder partnerships (including common services and coordination platforms where WFP plays a leading or coordinating role)	Number	4			

Beneficiaries by Sex and Age Group

Beneficiary Category	Gender	Planned	Actual	% Actual vs. Planned
Total Beneficiaries	male	68,268	88,401	129%
	female	65,907	91,973	140%
	total	134,175	180,374	134%
By Age Group				
0-23 months	male	390	1,964	504%
	female	390	2,605	668%
	total	780	4,569	586%
24-59 months	male	330	5,436	1647%
	female	420	6,398	1523%
	total	750	11,834	1578%
5-11 years	male	64,620	70,915	110%
	female	62,060	73,325	118%
	total	126,680	144,240	114%
12-17 years	male	780	1,837	236%
	female	750	2,076	277%
	total	1,530	3,913	256%
18-59 years	male	1,782	6,540	367%
	female	1,813	5,913	326%
	total	3,595	12,453	346%
60+ years	male	366	1,709	467%
	female	474	1,656	349%
	total	840	3,365	401%

Beneficiaries by Residence Status

Residence Status	Planned	Actual	% Actual vs. Planned
Refugee	7,452	13,973	188%
IDP	3,000	0	0%
Resident	123,723	166,401	134%

Beneficiaries by Programme Area

Programme Area	Planned	Actual	% Actual vs. Planned
Action to protect against climate shocks	0	30,666	-
Asset Creation and Livelihood	3,000	0	0%
School based programmes	125,175	135,735	108%
Unconditional Resource Transfers	6,000	13,973	232%

Annual Food Transfer (mt)

Commodities	Planned Distribution (mt)	Actual Distribution (mt)	% Actual vs. Planned
Access to Food			
Strategic Outcome 01			
Beans	0	343	-
Rice	1,781	1,724	97%
Split Peas	356	0	0%
Vegetable Oil	119	135	114%
Strategic Outcome 02			
Beans	14	0	0%
Corn Soya Blend	7	0	0%
Ready To Use Supplementary Food	2	0	0%
Rice	113	0	0%
Vegetable Oil	9	0	0%

Annual Cash Based Transfer and Commodity Voucher (USD)

Modality	Planned Distribution (CBT)	Actual Distribution (CBT)	% Actual vs. Planned
Access to Food			
Strategic Outcome 02			
Cash	291,600	689,382	236%
Sustainable Food System			
Strategic Outcome 04			
Value voucher transfer for services	0	69,608	-
Cash	106,920	0	0%

Strategic Outcome and Output Results

Strategic Outcome 01: Primary school-age children and their households in food insecure areas have access to adequate and nutritious food all year-round				Root Causes	
Output Results					
Activity 01: Provide school meals, take-home rations and complementary services to primary school-aged children during the school year and promote the purchase of locally produced food for school meals					
Corporate output 2.3: School-age children and adolescents have access to school-based health and nutrition packages					
CSP Output 01: Children attending targeted schools receive a safe and nutritious meal that meets their basic food and nutrition needs every day they attend school					
Output Indicator	Beneficiary Group	Sub Activity	Unit of measure	Planned	Actual
A.1.3 Number of girls and boys receiving food/cash-based transfers/commodity vouchers/capacity strengthening transfers through school-based programmes	Students (primary schools)	School feeding (on-site)	Female	61,383	68,580
			Male	63,792	66,255
			Total	125,175	134,835
A.2.3 Quantity of food provided to girls and boys through school-based programmes			MT	2,256	2,183.26
A.8 Number of rations provided through conditional or unconditional assistance		School feeding (on-site)	Number	11,875,000	11,364,821
CSP Output 04: Households of children attending targeted schools receive take-home rations or cash transfers that support household food security and increase school attendance and retention.					
Output Indicator	Beneficiary Group	Sub Activity	Unit of measure	Planned	Actual
			MT		20.01
A.1.3 Number of girls and boys receiving food/cash-based transfers/commodity vouchers/capacity strengthening transfers through school-based programmes	Students (primary schools)	School feeding (take-home rations)	Female		17,695
			Male		16,721
			Total		34,416

Other Output					
Activity 01: Provide school meals, take-home rations and complementary services to primary school-aged children during the school year and promote the purchase of locally produced food for school meals					
Corporate Output 2.3: School-age children and adolescents have access to school-based health and nutrition packages					
CSP Output 01: Children attending targeted schools receive a safe and nutritious meal that meets their basic food and nutrition needs every day they attend school					
Output indicator	Detailed indicator	Sub Activity	Unit of measure	Planned	Actual
A.6.2: Number of schools or institutional sites reached through school-based programming	A.6.2.1: Total number of schools assisted by WFP	School feeding (on-site)	school	613	613
N.1.1: Feeding days as percentage of total school days	N.1.1.1: Feeding days as percentage of total school days	School feeding (on-site)	%	70	59
N.2: Average number of school days per month on which multi-fortified or at least 4 food groups were provided (nutrition-sensitive indicator)	N.2.1: Average number of school days per month on which multi-fortified or at least 4 food groups were provided (nutrition-sensitive indicator)	School feeding (on-site)	%	10	10.26
N.3.1: Number of children receiving deworming with WFP support	N.3.1.g.1: Number of children receiving deworming with WFP support	School feeding (on-site)	Individual	136,000	6,799

N.5: Number of schools with infrastructure rehabilitated or constructed in emergency context	N.5.g.1: Number of schools with infrastructure rehabilitated or constructed in emergency context	School feeding (on-site)	school	50	43
CSP Output 02: Children attending targeted schools benefit from learning support to improve their reading capacity.					
Output indicator	Detailed indicator	Sub Activity	Unit of measure	Planned	Actual
A.5: Quantity of non-food items distributed	A.5.g.1: Number of textbooks and other teaching and learning materials provided	School feeding (on-site)	Number	14,303	5,517
A.5: Quantity of non-food items distributed	A.5.g.2: Total number of energy-efficient devices distributed to targeted institutions, communities and households	School feeding (on-site)	Number	75	75
CSP Output 03: Children attending schools covered by the national SMP benefit from strengthened capacities of the Government to implement the SMP at scale.					
Output indicator	Detailed indicator	Sub Activity	Unit of measure	Planned	Actual
C.16: Number of national institutions engaged in WFP capacity strengthening activities at national and subnational levels	C.16.g.3: Number of governmental institutions engaged in WFP capacity strengthening activities	School Based Programmes (CCS)	Number	1	2
C.21: Social protection system building blocks supported	C.21.10: Social protection system building blocks supported-Advocacy	School Based Programmes (CCS)	Completed/ Not completed	Completed	Not completed
C.4: Number of people engaged in capacity strengthening initiatives facilitated by WFP to enhance national stakeholder capacities contributing to Zero Hunger	C.4.g.3: Number of national partner staff participating in training and other technical assistance initiatives	School Based Programmes (CCS)	Number	250	250
C.8: Value of assets and infrastructure handed over to national stakeholders as part of WFP capacity strengthening support	C.8.1: Value of assets and infrastructure handed over to national stakeholders as part of WFP capacity strengthening support	School Based Programmes (CCS)	US\$	35,000	39,910

Outcome Results

Activity 01: Provide school meals, take-home rations and complementary services to primary school-aged children during the school year and promote the purchase of locally produced food for school meals

Outcome Indicator	Sex	Baseline	End-CSP Target	2023 Target	2023 Follow-up	Source
Target Group: Student - Location: Cote d'Ivoire - Modality: Capacity Strengthening, Food - Subactivity: School feeding (on-site)						
Annual change in enrolment	Female	2.9	>3	≥3	-3.62	Secondary data
	Male	0	>3	≥3	-3.88	Secondary data
	Overall	1.3	>3	≥3	-3.74	Secondary data

Attendance rate	Female	98.8	≥99	≥99	99.42	Secondary data Secondary data Secondary data
	Male	99	≥99	≥99	99.36	
	Overall	98.9	≥99	≥99	99.39	
Retention rate, by grade: Retention rate	Female	98.8	≥99	≥99	98.04	Secondary data Secondary data Secondary data
	Male	99	≥99	≥99	97.64	
	Overall	98.9	≥99	≥99	97.84	
Target Group: Students - Location: Cote d'Ivoire - Modality: Capacity Strengthening, Food - Subactivity: School feeding (on-site)						
Food consumption score: Percentage of households with Acceptable Food Consumption Score	Female	70.5	≥90	≥80	0	WFP survey WFP survey WFP survey
	Male	70.6	≥90	≥80	0	
	Overall	70.5	≥90	≥80	0	
Food consumption score: Percentage of households with Borderline Food Consumption Score	Female	10.2	≤8	≤17	0	WFP survey WFP survey WFP survey
	Male	19.1	≤8	≤17	0	
	Overall	19.15	≤8	≤17	0	
Food consumption score: Percentage of households with Poor Food Consumption Score	Female	10.3	≤2	<3	0	WFP survey WFP survey WFP survey
	Male	10.4	≤2	<3	0	
	Overall	19.35	≤2	<3	0	
Graduation rate	Female	33.85	≥60	≥60	59.44	Secondary data Secondary data Secondary data
	Male	37.08	≥6	≥60	61.27	
	Overall	35.46	≥60	≥60	60.3	
Number of people covered (WFP indirect beneficiaries) by national social protection systems or programmes to which WFP provided technical support	Overall	625,000	≥625,000	≥625,000	678,050	Secondary data

Strategic Outcome 02: Populations affected by shocks have access to food to cover their basic food and nutritional needs during and in the aftermath of shocks					Crisis Response	
Output Results						
Activity 02: Provide an integrated assistance package to affected populations, including food assistance, SBCC and specialized nutritious food to children aged 6-59 months, PLW/Gs and PLHIV to improve access to food and prevent malnutrition						
Corporate output 1.1: Food insecure and crisis-affected populations have access to nutritious food and cash-based assistance, restored assets and services to meet their urgent needs						
CSP Output 05: Populations affected by shocks receive timely and adequate food or cash-based transfers that meet their immediate food and nutrition requirements.						
Output Indicator	Beneficiary Group	Sub Activity	Unit of measure	Planned	Actual	
A.1.1 Number of people receiving assistance unconditionally or conditionally (complementary with UNICEF, FAO, WHO)	All	General Distribution	Female	2,940	7,904	
			Male	3,060	6,069	
			Total	6,000	13,973	
A.2.1 Quantity of food provided through conditional or unconditional assistance			MT	145		
A.3.1 Total value of cash transferred to people			USD	291,600	689,383	

Other Output

Activity 02: Provide an integrated assistance package to affected populations, including food assistance, SBCC and specialized nutritious food to children aged 6-59 months, PLW/Gs and PLHIV to improve access to food and prevent malnutrition

Corporate Output 1.1: Food insecure and crisis-affected populations have access to nutritious food and cash-based assistance, restored assets and services to meet their urgent needs

CSP Output 05: Populations affected by shocks receive timely and adequate food or cash-based transfers that meet their immediate food and nutrition requirements.

Output indicator	Detailed indicator	Sub Activity	Unit of measure	Planned	Actual
A.6.1: Number of WFP-assisted health centres or sites	A.6.1.1: Total number of WFP-assisted health centres or sites	General Distribution	centre/site	26	2
C.21: Social protection system building blocks supported	C.21.2: Social protection system building blocks supported-Governance, capacity and coordination	Malnutrition Prevention (CCS)	Completed/ Not completed	Not completed	Completed
C.21: Social protection system building blocks supported	C.21.4: Social protection system building blocks supported-Accountability, protection and assurance	Malnutrition Prevention (CCS)	Completed/ Not completed	Not completed	Completed
C.21: Social protection system building blocks supported	C.21.6: Social protection system building blocks supported-Registration and enrolment	Malnutrition Prevention (CCS)	Completed/ Not completed	Completed	Completed

Corporate Output 1.2: Crisis-affected children, pregnant women and girls and new mothers, and other nutritionally vulnerable populations benefit from programmes to prevent and treat malnutrition and improve diets

CSP Output 06: Populations affected by shocks receive SBCC related activities aimed at improving nutrition-related practices.

Output indicator	Detailed indicator	Sub Activity	Unit of measure	Planned	Actual
E.4: Number of people reached through interpersonal social and behaviour change communication (SBCC) approaches (complementary with UNICEF, FAO, WFP, WHO)	E.4.1: Number of people reached through interpersonal social and behaviour change communication (SBCC) approaches (complementary with UNICEF, FAO, WFP, WHO)	Prevention of acute malnutrition	Individual	3,000	0
E.5: Number of people reached through SBCC approaches using media (complementary with UNICEF, FAO, WFP, WHO)	E.5.1: Number of people reached through SBCC approaches using media (complementary with UNICEF, FAO, WFP, WHO)	Prevention of acute malnutrition	Individual	6,000	0

Outcome Results

Activity 02: Provide an integrated assistance package to affected populations, including food assistance, SBCC and specialized nutritious food to children aged 6-59 months, PLW/Gs and PLHIV to improve access to food and prevent malnutrition

Outcome Indicator	Sex	Baseline	End-CSP Target	2023 Target	2023 Follow-up	Source
Target Group: CASH - COVID - Location: District Autonome D'Abidjan - Modality: Cash - Subactivity: General Distribution						
Food consumption score: Percentage of households with Acceptable Food Consumption Score	Female	96.2	≥98	≥98	0	WFP survey
	Male	95.7	≥98	≥98	0	WFP survey
	Overall	96	≥98	≥98	0	WFP survey
Food consumption score: Percentage of households with Borderline Food Consumption Score	Female	2.9	≤2	≤2	0	WFP survey
	Male	3.3	≤2	≤2	0	WFP survey
	Overall	3	≤2	≤2	0	WFP survey

Food consumption score: Percentage of households with Poor Food Consumption Score	Female	1	=0	=0	0	WFP survey
	Male	1.1	=0	=0	0	WFP survey
	Overall	1	=0	=0	0	WFP survey
Target Group: CASH - PLVIH - Location: District Autonome D'Abidjan - Modality: Cash - Subactivity: General Distribution						
Food consumption score: Percentage of households with Acceptable Food Consumption Score	Female	90.4	≥98	≥98	0	WFP survey
	Male	90.1	≥98	≥98	0	WFP survey
	Overall	90.3	≥98	≥98	0	WFP survey
Food consumption score: Percentage of households with Borderline Food Consumption Score	Female	7.6	≤2	≤2	0	WFP survey
	Male	9.9	≤2	≤2	0	WFP survey
	Overall	8.5	≤2	≤2	0	WFP survey
Food consumption score: Percentage of households with Poor Food Consumption Score	Female	2	=0	=0	0	WFP survey
	Male	0	=0	=0	0	WFP survey
	Overall	1.2	=0	=0	0	WFP survey
Target Group: INONDATION - Location: District Autonome D'Abidjan - Modality: Cash - Subactivity: General Distribution						
Food consumption score: Percentage of households with Acceptable Food Consumption Score	Female	94.4	≥98	≥98	0	WFP survey
	Male	96.9	≥98	≥98	0	WFP survey
	Overall	96.1	≥98	≥98	0	WFP survey
Food consumption score: Percentage of households with Borderline Food Consumption Score	Female	4	≤2	≤2	0	WFP survey
	Male	3.1	≤2	≤2	0	WFP survey
	Overall	3.4	≤2	≤2	0	WFP survey
Food consumption score: Percentage of households with Poor Food Consumption Score	Female	1.6	=0	=0	0	WFP survey
	Male	0	=0	=0	0	WFP survey
	Overall	0.5	=0	=0	0	WFP survey
Target Group: REFUGIE - Location: Cote d'Ivoire - Modality: Cash - Subactivity: General Distribution						
Livelihood coping strategies for food security: Percentage of households using crisis coping strategies	Female	7.8	≤5	<4	16.9	WFP survey
	Male	13.4	≤5	<4	16.4	WFP survey
	Overall	12.1	≤5	<4	16.6	WFP survey
Livelihood coping strategies for food security: Percentage of households using emergency coping strategies	Female	5.6	=0	≤1	5.6	WFP survey
	Male	6.2	=0	≤1	3.5	WFP survey
	Overall	6	=0	≤1	4.5	WFP survey
Livelihood coping strategies for food security: Percentage of households using stress coping strategies	Female	28.3	≤15	≤25	16.9	WFP survey
	Male	29.5	≤15	≤25	14.6	WFP survey
	Overall	29.2	≤15	≤25	15.6	WFP survey
Livelihood coping strategies for food security: Percentage of households not using livelihood based coping strategies	Female	58.2	≥80	≥70	60.5	WFP survey
	Male	50.9	≥80	≥70	65.5	WFP survey
	Overall	52.7	≥80	≥70	63.3	WFP survey
Target Group: Refugees - Location: Cote d'Ivoire - Modality: Cash - Subactivity: General Distribution						
Livelihood coping strategies for essential needs: Percentage of households using crisis coping strategies	Female	5.6	≤5	≤5	5.6	WFP survey
	Male	6.6	≤5	≤5	3.5	WFP survey
	Overall	6.4	≤5	≤5	4.5	WFP survey
Livelihood coping strategies for essential needs: Percentage of households using emergency coping strategies	Female	7.8	≤5	≤10	16.9	WFP survey
	Male	13.4	≤5	≤10	16.4	WFP survey
	Overall	12.1	≤5	≤10	16.6	WFP survey
Livelihood coping strategies for essential needs: Percentage of households using stress coping strategies	Female	28.3	≤20	≤35	17.5	WFP survey
	Male	29.5	≤20	≤35	15.9	WFP survey
	Overall	29.2	≤20	≤35	16.6	WFP survey
Livelihood coping strategies for essential needs: Percentage of households not using livelihood based coping strategies	Female	57.1	≥70	≥50	59.9	WFP survey
	Male	49.9	≥70	≥50	64.2	WFP survey
	Overall	50.9	≥70	≥50	62.3	WFP survey
Target Group: Réfugiés - Location: Cote d'Ivoire - Modality: Cash - Subactivity: General Distribution						
Food consumption score: Percentage of households with Acceptable Food Consumption Score	Female	35.5	≥90	≥88	56.5	WFP survey
	Male	45.1	≥90	≥88	65	WFP survey
	Overall	42.4	≥90	≥88	61.3	WFP survey

Food consumption score: Percentage of households with Borderline Food Consumption Score	Female	35.8	≤9	≤10	34.5	WFP survey
	Male	35	≤9	≤10	29.6	WFP survey
	Overall	35.2	≤9	≤10	31.8	WFP survey
Food consumption score: Percentage of households with Poor Food Consumption Score	Female	30.7	≤1	≤2	9	WFP survey
	Male	19.9	≤1	≤2	5.3	WFP survey
	Overall	22.4	≤1	≤2	6.9	WFP survey
Target Group: Réfugiés - Location: Cote d'Ivoire - Modality: Cash - Subactivity: General Distribution						
Economic capacity to meet essential needs	Female	1	≥50	≥10	0.6	WFP survey
	Male	6	≥50	≥10	5.3	WFP survey
	Overall	5	≥50	≥10	3.2	WFP survey
Target Group: Réfugiés (demandeurs d'asile) - Location: Cote d'Ivoire - Modality: Cash - Subactivity: General Distribution						
Consumption-based coping strategy index (average)	Female	12.62	≤8	≤10	11.44	WFP survey
	Male	11.37	≤8	≤10	9.67	WFP survey
	Overall	11.67	≤8	≤10	10.44	WFP survey
Target Group: Réfugiés - Location: Cote d'Ivoire - Modality: Cash - Subactivity: General Distribution						
Food consumption score – nutrition: Percentage of households that consumed Hem Iron rich food daily (in the last 7 days)	Female	20	≥90	≥80	8.2	WFP survey
	Male	20.7	≥90	≥80	14	WFP survey
	Overall	20.6	≥90	≥80	11.7	WFP survey
Food consumption score – nutrition: Percentage of households that sometimes consumed Hem Iron rich food (in the last 7 days)	Female	64.4	≤10	≤20	63	WFP survey
	Male	67.8	≤10	≤20	59.8	WFP survey
	Overall	67.2	≤10	≤20	61.1	WFP survey
Food consumption score – nutrition: Percentage of households that never consumed Hem Iron rich food (in the last 7 days)	Female	15.6	=0	=0	28.8	WFP survey
	Male	11.5	=0	=0	62.2	WFP survey
	Overall	12.3	=0	=0	27.2	WFP survey
Food consumption score – nutrition: Percentage of households that consumed Protein rich food daily (in the last 7 days)	Female	34.1	≥90	≥55	50.3	WFP survey
	Male	31.9	≥90	≥55	58.5	WFP survey
	Overall	32.4	≥90	≥55	52.1	WFP survey
Food consumption score – nutrition: Percentage of households that sometimes consumed Protein rich food (in the last 7 days)	Female	41.5	≤10	≥40	55.9	WFP survey
	Male	36.5	≤10	≥40	48.2	WFP survey
	Overall	37.6	≤10	≥40	51.6	WFP survey
Food consumption score – nutrition: Percentage of households that never consumed Protein rich food (in the last 7 days)	Female	41.5	=0	≤5	18	WFP survey
	Male	-36.5	=0	≤5	19	WFP survey
	Overall	37.6	=0	≤5	18.6	WFP survey
Food consumption score – nutrition: Percentage of households that consumed Vit A rich food daily (in the last 7 days)	Female	40.9	≥95	≥80	26	WFP survey
	Male	47.5	≥95	≥80	32.7	WFP survey
	Overall	45.9	≥95	≥80	20.8	WFP survey
Food consumption score – nutrition: Percentage of households that sometimes consumed Vit A rich food (in the last 7 days)	Female	41.5	≤5	≤20	33.3	WFP survey
	Male	36.5	≤5	≤20	24.3	WFP survey
	Overall	37.7	≤5	≤20	28.3	WFP survey
Food consumption score – nutrition: Percentage of households that never consumed Vit A rich food (in the last 7 days)	Female	34.7	≤0	=0	16.4	WFP survey
	Male	25.5	≤0	=0	22.1	WFP survey
	Overall	27.6	≤0	=0	19.6	WFP survey
Minimum diet diversity for women and girls of reproductive age	Overall	27.5	≥50	≥30	11.1	WFP survey
Proportion of children 6-23 months of age who receive a minimum acceptable diet: Minimum Diet Diversity 6-23 months (MDD)	Female	9	≥10	≥6	6.7	WFP survey
	Male	1	≥10	≥6	1.6	WFP survey
	Overall	5	≥10	≥6	3.7	WFP survey
Proportion of children 6-23 months of age who receive a minimum acceptable diet: Minimum Meal Frequency 6-23 months (MMF)	Female	9	≥50	≥40	40	WFP survey
	Male	1	≥50	≥40	41.3	WFP survey
	Overall	5	≥50	≥40	40.7	WFP survey
Proportion of children 6-23 months of age who receive a minimum acceptable diet: Minimum Milk Feeding Frequency for Non-Breastfed children 6-23 months (MMFF)	Female	9	≥30	≥25	0	WFP survey
	Male	1	≥30	≥25	0	WFP survey
	Overall	5	≥30	≥25	0	WFP survey

Proportion of children 6-23 months of age who receive a minimum acceptable diet: Proportion of children 6-23 months of age who receive a minimum acceptable diet	Female	9	≥8	≥3	2.2	WFP survey
	Male	1	≥8	≥3	1.6	WFP survey
	Overall	5	≥8	≥3	1.9	WFP survey

Strategic Outcome 03: Vulnerable food-insecure populations in targeted areas – particularly children, women of child bearing age, and people living with HIV – have improved nutritional status by 2025					Root Causes	
Other Output						
Activity 03: Support the implementation of the national nutrition programme with a focus on: the development and implementation of a gender responsive SBCC strategy; the implementation of the national strategy for the fortification of regularly consumed staples; enhancing the primary education curricula to include nutrition; and the generation of evidence on the activities within the National Multi-sectoral Nutrition Plan.						
Corporate Output 2.1: Food-insecure populations have increased and sustained access to nutritious food, cash-based assistance, new or improved skills and services to meet their food and nutrition needs						
CSP Output 10: Targeted populations benefit from improvements in the ability of industrial and community-level food processors to produce and market safe and high quality specialised nutritious foods and fortified foods, such as rice and attiéké, at affordable prices.						
Output indicator	Detailed indicator	Sub Activity	Unit of measure	Planned	Actual	
C.16: Number of national institutions engaged in WFP capacity strengthening activities at national and subnational levels	C.16.g.3: Number of governmental institutions engaged in WFP capacity strengthening activities	Malnutrition Prevention (CCS)	Number	3	3	
C.5: Number of capacity strengthening initiatives facilitated by WFP to enhance national stakeholder capacities to contribute to Zero Hunger and other SDGs	C.5.g.1: Number of advocacy and information exchange initiatives facilitated or implemented	Malnutrition Prevention (CCS)	Number	2	2	
C.5: Number of capacity strengthening initiatives facilitated by WFP to enhance national stakeholder capacities to contribute to Zero Hunger and other SDGs	C.5.g.3: Number of other technical assistance activities provided	Malnutrition Prevention (CCS)	Number	10	3	
C.5: Number of capacity strengthening initiatives facilitated by WFP to enhance national stakeholder capacities to contribute to Zero Hunger and other SDGs	C.5.g.6: Number of training sessions/workshops organized	Malnutrition Prevention (CCS)	Number	2	3	
C.6: Number of tools or products developed or revised to enhance national systems contributing to zero hunger and other SDGs as part of WFP capacity strengthening	C.6.g.1: Number of tools or products developed	Malnutrition Prevention (CCS)	Number	2	2	
CSP Output 11: Targeted populations benefit from enhanced access to fortified, nutritious and healthy local foods to meet their basic nutrition needs.						
Output indicator	Detailed indicator	Sub Activity	Unit of measure	Planned	Actual	
C.5: Number of capacity strengthening initiatives facilitated by WFP to enhance national stakeholder capacities to contribute to Zero Hunger and other SDGs	C.5.g.3: Number of other technical assistance activities provided	Smallholder Agricultural Market Support Activities (CCS)	Number	5		
Corporate Output 2.2: Children, pregnant women and girls and new mothers, and other nutritionally vulnerable populations benefit from programmes to prevent and treat malnutrition and improve diets						
CSP Output 03: Social protection system building blocks supported						
Output indicator	Detailed indicator	Sub Activity	Unit of measure	Planned	Actual	
C.21: Social protection system building blocks supported	C.21.10: Social protection system building blocks supported-Advocacy	Malnutrition Prevention (CCS)	Completed/ Not completed	Completed		
C.21: Social protection system building blocks supported	C.21.11: Social protection system building blocks supported-Assessment and analysis	Malnutrition Prevention (CCS)	Completed/ Not completed	Completed		
C.21: Social protection system building blocks supported	C.21.12: Social protection system building blocks supported-Planning and financing	Malnutrition Prevention (CCS)	Completed/ Not completed	Completed	Not completed	

C.21: Social protection system building blocks supported	C.21.2: Social protection system building blocks supported-Governance, capacity and coordination	Malnutrition Prevention (CCS)	Completed/ Not completed	Not completed	Completed
C.21: Social protection system building blocks supported	C.21.8: Social protection system building blocks supported-Monitoring, evaluation and learning	Malnutrition Prevention (CCS)	Completed/ Not completed	Not completed	Completed

Outcome Results

Activity 03: Support the implementation of the national nutrition programme with a focus on: the development and implementation of a gender responsive SBCC strategy; the implementation of the national strategy for the fortification of regularly consumed staples; enhancing the primary education curricula to include nutrition; and the generation of evidence on the activities within the National Multi-sectoral Nutrition Plan.

Outcome Indicator	Sex	Baseline	End-CSP Target	2023 Target	2023 Follow-up	Source
Target Group: All - Location: Cote d'Ivoire - Modality: Capacity Strengthening - Subactivity: Food Security Sector (CCS)						
Number of national policies, strategies, programmes and other system components contributing to Zero Hunger and other SDGs enhanced with WFP capacity strengthening support	Overall	2	≥2	≥2	3	Secondary data

Strategic Outcome 04: Targeted populations and communities have stronger livelihoods, are more resilient to climate and other shocks and benefit from more efficient value chains and sustainable food systems by 2025					Resilience Building
Output Results					
Activity 04: Provide an integrated and gender-transformative assistance package to smallholder farmers, especially women's farmer groups, comprising training on good agricultural practices, equipment, SBCC related activities that place value on local agricultural potential, asset creation and targeted food assistance; and provide technical support for generating evidence to inform the scale-up of farmer groups' activities.					
Corporate output 3.1: People and communities have access to productive assets to better cope with shocks and stressors					
CSP Output 17: Targeted food-insecure smallholder farmers and their households benefit from conditional food assistance that improves their food security and nutritional status, particularly during the lean season					
Output Indicator	Beneficiary Group	Sub Activity	Unit of measure	Planned	Actual
A.1.1 Number of people receiving assistance unconditionally or conditionally (complementary with UNICEF, FAO, WHO)	All	Food assistance for asset	Female	1,584	
			Male	1,416	
			Total	3,000	
A.3.1 Total value of cash transferred to people			USD	106,920	
Corporate output 3.3: Smallholder farmers and value chain actors have increased capacity to produce and aggregate marketable surpluses, reduce post-harvest losses, access markets and leverage linkages to schools					
CSP Output 14: Targeted smallholder farmers benefit from strengthened capacities in sustainable food production and thus have improved resilience to climate change by diversification of the food system, based on local agricultural potential.					
Output Indicator	Beneficiary Group	Sub Activity	Unit of measure	Planned	Actual
A.1.1 Number of people receiving assistance unconditionally or conditionally (complementary with UNICEF, FAO, WHO)	All	Micro / Meso Insurance	Female		15,026
			Male		15,640
			Total		30,666
A.1.8 Number of women, men, boys and girls receiving food/cash-based/commodity vouchers/individual capacity strengthening transfers through actions to protect against climate shocks	All	Micro / Meso Insurance	Female		15,026
			Male		15,640
			Total		30,666
A.4.1 Total value of vouchers transferred to people disaggregated by type (value voucher or commodity voucher)			USD		69,608

Other Output

Activity 04: Provide an integrated and gender-transformative assistance package to smallholder farmers, especially women's farmer groups, comprising training on good agricultural practices, equipment, SBCC related activities that place value on local agricultural potential, asset creation and targeted food assistance; and provide technical support for generating evidence to inform the scale-up of farmer groups' activities.

Corporate Output 3.1: People and communities have access to productive assets to better cope with shocks and stressors

CSP Output 18: Targeted food-insecure smallholder farmers and their households benefit from support in asset creation and rehabilitation that improves their food security and nutritional status, particularly during the lean season

Output indicator	Detailed indicator	Sub Activity	Unit of measure	Planned	Actual
D.1.1: Number of assets built, restored or maintained by targeted households and communities, by type and unit of measure	D.1.1.g.1: Hectares of community gardens and orchards established/rehabilitated	Smallholder agricultural market support Activities	Ha	146	74.01
D.1.1: Number of assets built, restored or maintained by targeted households and communities, by type and unit of measure	D.1.1.g.9: Number of culverts and drainage	Smallholder agricultural market support Activities	Number	6	1
G.1: Number of people covered by an insurance product through risk transfer mechanisms supported by WFP	G.1.10: Total number of people covered by micro-insurance schemes (Premium paid with Value Voucher for Services)	Micro / Meso Insurance	Individual	30,000	30,666
G.2: Total USD value of premiums paid under risk transfer mechanisms supported by WFP	G.2.2: Total USD value of premiums paid under micro-insurance schemes (Premium paid with Value Voucher for Services)	Micro / Meso Insurance	US\$	80,000	69,608
G.3: Total sum insured through risk management interventions	G.3.3: Total sum insured through micro-insurance schemes (Premium paid with Value Voucher for Services)	Micro / Meso Insurance	US\$	820,000	817,760

Corporate Output 3.3: Smallholder farmers and value chain actors have increased capacity to produce and aggregate marketable surpluses, reduce post-harvest losses, access markets and leverage linkages to schools

CSP Output 14: Targeted smallholder farmers benefit from strengthened capacities in sustainable food production and thus have improved resilience to climate change by diversification of the food system, based on local agricultural potential.

Output indicator	Detailed indicator	Sub Activity	Unit of measure	Planned	Actual
F.2: Total membership of supported smallholder farmer aggregation systems	F.2.1: Total membership of supported smallholder farmer aggregation systems (Male)	Smallholder agricultural market support Activities	Number	800	138
F.2: Total membership of supported smallholder farmer aggregation systems	F.2.2: Total membership of supported smallholder farmer aggregation systems (Female)	Smallholder agricultural market support Activities	Number	9,200	965
F.3: Number of smallholder farmer aggregation systems supported	F.3.1: Number of farmers' organizations supported	Smallholder agricultural market support Activities	Number	1	3

CSP Output 15: Targeted smallholder farmers benefit from strengthened capacities to transform, conserve and commercialize their production to reduce post-harvest losses and to access reliable markets, including the SMP.

Output indicator	Detailed indicator	Sub Activity	Unit of measure	Planned	Actual
------------------	--------------------	--------------	-----------------	---------	--------

C.8: Value of assets and infrastructure handed over to national stakeholders as part of WFP capacity strengthening support	C.8.1: Value of assets and infrastructure handed over to national stakeholders as part of WFP capacity strengthening support	Smallholder Agricultural Market Support Activities (CCS)	US\$	33,334	33,334
F.3: Number of smallholder farmer aggregation systems supported	F.3.4: Number of farmer groups supported	Smallholder agricultural market support Activities	Number	70	39
F.4: Number of agricultural and post-harvest inputs, equipment and infrastructures provided	F.4.g.1: Number of agricultural equipment provided	Smallholder agricultural market support Activities	Number	3,000	3,142
F.4: Number of agricultural and post-harvest inputs, equipment and infrastructures provided	F.4.g.2: Number of post-harvest management equipment provided	Smallholder agricultural market support Activities	Number	70	74
F.4: Number of agricultural and post-harvest inputs, equipment and infrastructures provided	F.4.g.4: Quantity of agricultural inputs provided	Smallholder agricultural market support Activities	Kilograms	1,450	1,256

Outcome Results

Activity 04: Provide an integrated and gender-transformative assistance package to smallholder farmers, especially women's farmer groups, comprising training on good agricultural practices, equipment, SBCC related activities that place value on local agricultural potential, asset creation and targeted food assistance; and provide technical support for generating evidence to inform the scale-up of farmer groups' activities.

Outcome Indicator	Sex	Baseline	End-CSP Target	2023 Target	2023 Follow-up	Source
Target Group: All - Location: Poro - Modality: Capacity Strengthening - Subactivity: Smallholder agricultural market support Activities						
Percentage of targeted smallholders selling through WFP-supported farmer aggregation systems	Overall	67.9	≥75	≥70	79.6	WFP survey
Target Group: Children - Location: Cote d'Ivoire - Modality: Capacity Strengthening - Subactivity: Smallholder Agricultural Market Support Activities (CCS)						
Proportion of children 6-23 months of age who receive a minimum acceptable diet: Minimum Diet Diversity 6-23 months (MDD)	Female	6.7	≥30	≥15	25.8	WFP survey
	Male	23.5	≥30	≥15	23.5	WFP survey
	Overall	24.4	≥30	≥15	24.4	WFP survey
Proportion of children 6-23 months of age who receive a minimum acceptable diet: Minimum Meal Frequency 6-23 months (MMF)	Female	40	≥50	≥30	6.5	WFP survey
	Male	41.3	≥50	≥30	5.9	WFP survey
	Overall	40.7	≥50	≥30	6.1	WFP survey
Proportion of children 6-23 months of age who receive a minimum acceptable diet: Minimum Milk Feeding Frequency for Non-Breastfed children 6-23 months (MMFF)	Female	16.1	≥40	≥40	16.1	WFP survey
	Male	25.5	≥40	≥40	25.5	WFP survey
	Overall	22	≥40	≥40	22	WFP survey
Proportion of children 6-23 months of age who receive a minimum acceptable diet: Proportion of children 6-23 months of age who receive a minimum acceptable diet	Female	2.2	≥15	≥10	0	WFP survey
	Male	1.6	≥15	≥10	5.9	WFP survey
	Overall	1.9	≥15	≥10	3.7	WFP survey
Target Group: Smallholders farmers - Location: Cote d'Ivoire - Modality: Capacity Strengthening - Subactivity: Smallholder agricultural market support Activities						
Food consumption score – nutrition: Percentage of households that consumed Hem Iron rich food daily (in the last 7 days)	Female	7.6	>50	>50	50	WFP survey
	Male	18.7	>50	>50	51.5	WFP survey
	Overall	16.3	>50	>42	51	WFP survey
Food consumption score – nutrition: Percentage of households that sometimes consumed Hem Iron rich food (in the last 7 days)	Female	34.8	>42	>42	48.8	WFP survey
	Male	42.1	>42	>42	48.6	WFP survey
	Overall	40.5	>42	>42	47.2	WFP survey

Food consumption score – nutrition: Percentage of households that never consumed Hem Iron rich food (in the last 7 days)	Female	57.6	<8	<8	1.2	WFP survey
	Male	39.1	<8	<8	2	WFP survey
	Overall	43.2	<8	<8	1.7	WFP survey
Food consumption score – nutrition: Percentage of households that consumed Protein rich food daily (in the last 7 days)	Female	47	>60	>50	60.7	WFP survey
	Male	57.9	>60	>50	63.8	WFP survey
	Overall	55.5	>60	>50	62.8	WFP survey
Food consumption score – nutrition: Percentage of households that sometimes consumed Protein rich food (in the last 7 days)	Female	42.4	>43	>43	34.5	WFP survey
	Male	31.9	>43	>43	30.7	WFP survey
	Overall	34.2	>43	>43	31.8	WFP survey
Food consumption score – nutrition: Percentage of households that never consumed Protein rich food (in the last 7 days)	Female	10.6	<7	<7	4.8	WFP survey
	Male	10.2	<7	<7	5.5	WFP survey
	Overall	10.3	<7	<7	5.3	WFP survey
Food consumption score – nutrition: Percentage of households that consumed Vit A rich food daily (in the last 7 days)	Female	31.8	>50	>50	33.8	WFP survey
	Male	39.1	>50	>50	34.4	WFP survey
	Overall	37.5	>50	>50	34.2	WFP survey
Food consumption score – nutrition: Percentage of households that sometimes consumed Vit A rich food (in the last 7 days)	Female	63.6	>42	>42	31.7	WFP survey
	Male	51.1	>42	>42	41.1	WFP survey
	Overall	53.8	>42	>42	38.2	WFP survey
Food consumption score – nutrition: Percentage of households that never consumed Vit A rich food (in the last 7 days)	Female	4.5	<8	<8	34.5	WFP survey
	Male	9.8	<8	<8	24.5	WFP survey
	Overall	8.6	<8	<8	27.6	WFP survey
Target Group: Smallholders farmers - Location: Cote d'Ivoire - Modality: Capacity Strengthening - Subactivity: Smallholder Agricultural Market Support Activities (CCS)						
Value of smallholder sales through WFP-supported aggregation systems (USD): Overall	Overall	118,695	≥200,000	≥150,000	15,392.67	WFP survey
Value of smallholder sales through WFP-supported aggregation systems (USD): Private buyers	Overall	118,695	≥200,000	≥150,000	15,392.67	WFP survey
Target Group: Smallholder Farmer - Location: Cote d'Ivoire - Modality: Capacity Strengthening - Subactivity: Smallholder Agricultural Market Support Activities (CCS)						
Food consumption score: Percentage of households with Acceptable Food Consumption Score	Female	53.62	≥90	≥90	68.3	WFP survey
	Male	43.94	≥90	≥90	75.8	WFP survey
	Overall	51.5	≥90	≥90	73.5	WFP survey
Food consumption score: Percentage of households with Borderline Food Consumption Score	Female	22.55	<8	≤8	29.7	WFP survey
	Male	30.3	<8	≤8	20.6	WFP survey
	Overall	22.25	<8	≤8	23.4	WFP survey
Food consumption score: Percentage of households with Poor Food Consumption Score	Female	23.83	<2	≤2	2.1	WFP survey
	Male	25.75	<2	≤2	3.7	WFP survey
	Overall	24.25	<2	≤2	3.2	WFP survey
Target Group: Smallholder farmers - Location: Cote d'Ivoire - Modality: Capacity Strengthening - Subactivity: Smallholder Agricultural Market Support Activities (CCS)						
Average percentage of smallholder post-harvest losses at the storage stage	Overall	3.33	≤3	≤3	3.33	WFP survey
Target Group: Smallholders Farmers - Location: Cote d'Ivoire - Modality: Capacity Strengthening - Subactivity: Smallholder Agricultural Market Support Activities (CCS)						
Percentage of targeted smallholder farmers reporting increased production of nutritious crops	Overall	16.8	≥50	≥30	16.8	WFP survey
Volume of smallholder sales through WFP-supported aggregation systems (MT): Overall	Overall	465.6	≥800	≥600	220	WFP survey
Volume of smallholder sales through WFP-supported aggregation systems (MT): Private buyers	Overall	465.6	≥800	≥600	220	WFP survey

Target Group: Smallholders farmers - Location: Cote d'Ivoire - Modality: Capacity Strengthening - Subactivity: Smallholder Agricultural Market Support Activities (CCS)						
Economic capacity to meet essential needs	Female	19.3	≥50	≥50	19.3	WFP survey
	Male	30.1	≥50	≥50	30.1	WFP survey
	Overall	26.8	≥50	≥50	26.8	WFP survey
Target Group: Smallholders farmers - Location: Cote d'Ivoire - Modality: Capacity Strengthening - Subactivity: Smallholder Agricultural Market Support Activities (CCS)						
Livelihood coping strategies for essential needs: Percentage of households using crisis coping strategies	Female	2.8	<8	>50	2.8	WFP survey
	Male	4	<8	>50	4	WFP survey
	Overall	3.6	<8	>50	3.6	WFP survey
Livelihood coping strategies for essential needs: Percentage of households using emergency coping strategies	Female	1.4	<2	>40	1.4	WFP survey
	Male	2.1	<2	>40	2.1	WFP survey
	Overall	1.9	<2	>40	1.9	WFP survey
Livelihood coping strategies for essential needs: Percentage of households using stress coping strategies	Female	42.8	>40	≤8	42.8	WFP survey
	Male	44.2	>40	≤8	44.2	WFP survey
	Overall	0.5	>40	≤8	43.7	WFP survey
Livelihood coping strategies for essential needs: Percentage of households not using livelihood based coping strategies	Female	53.1	>50	<2	53.1	WFP survey
	Male	49.7	>50	<2	49.7	WFP survey
	Overall	50.7	>50	<2	50.7	WFP survey
Target Group: Women - Location: Cote d'Ivoire - Modality: Capacity Strengthening - Subactivity: Smallholder agricultural market support Activities						
Minimum diet diversity for women and girls of reproductive age	Overall	27.99	≥80	>50	33.8	WFP survey

Strategic Outcome 05: National institutions have strengthened capacity to better target and manage food security, nutrition and social protection programmes by 2025					Root Causes	
Other Output						
Activity 05: Provide technical support to national institutions in their efforts to address school feeding, food security, nutrition, social protection and emergency preparedness and response.						
Corporate Output 4.1: National actors have increased capacity and knowledge to enhance policies, strategies, processes and programmes, contributing to the achievement of zero hunger and other SDGs						
CSP Output 22: The population benefits from the national nutrition council's increased capacity to coordinate the implementation of the national multisectoral nutrition plan, which contributes to the improvement of different targeted people's nutrition status.						
Output indicator	Detailed indicator	Sub Activity	Unit of measure	Planned	Actual	
C.4: Number of people engaged in capacity strengthening initiatives facilitated by WFP to enhance national stakeholder capacities contributing to Zero Hunger	C.4.g.3: Number of national partner staff participating in training and other technical assistance initiatives	Emergency Preparedness Activities (CCS)	Number	135	157	
C.5: Number of capacity strengthening initiatives facilitated by WFP to enhance national stakeholder capacities to contribute to Zero Hunger and other SDGs	C.5.g.6: Number of training sessions/workshops organized	Emergency Preparedness Activities (CCS)	Number	10	1	
C.6: Number of tools or products developed or revised to enhance national systems contributing to zero hunger and other SDGs as part of WFP capacity strengthening	C.6.g.1: Number of tools or products developed	Emergency Preparedness Activities (CCS)	Number	55	55	
Corporate Output 4.2: Components of national emergency preparedness and response, social protection and food systems are strengthened						
CSP Output 19: Vulnerable populations benefit from a scaled-up, cost-effective and equitable national SMP and local purchase mechanisms that support their livelihoods and access to nutritious food and education.						
Output indicator	Detailed indicator	Sub Activity	Unit of measure	Planned	Actual	
C.5: Number of capacity strengthening initiatives facilitated by WFP to enhance national stakeholder capacities to contribute to Zero Hunger and other SDGs	C.5.g.3: Number of other technical assistance activities provided	School Based Programmes (CCS)	Number	5	2	
C.5: Number of capacity strengthening initiatives facilitated by WFP to enhance national stakeholder capacities to contribute to Zero Hunger and other SDGs	C.5.g.6: Number of training sessions/workshops organized	Food Security Sector (CCS)	Number	5	8	
CSP Output 20: Vulnerable populations benefit from improved information systems for social protection, early warning and emergency preparedness that contribute to improving their access to food and their nutrition status.						
Output indicator	Detailed indicator	Sub Activity	Unit of measure	Planned	Actual	
C.16: Number of national institutions engaged in WFP capacity strengthening activities at national and subnational levels	C.16.g.3: Number of governmental institutions engaged in WFP capacity strengthening activities	Food Security Sector (CCS)	Number	10	1	
CSP Output 21: The population benefits from stronger food supply chains that improve their access to quality food and their nutrition status.						
Output indicator	Detailed indicator	Sub Activity	Unit of measure	Planned	Actual	
C.16: Number of national institutions engaged in WFP capacity strengthening activities at national and subnational levels	C.16.g.3: Number of governmental institutions engaged in WFP capacity strengthening activities	Emergency Preparedness Activities (CCS)	Number	2	40	

Outcome Results

Activity 05: Provide technical support to national institutions in their efforts to address school feeding, food security, nutrition, social protection and emergency preparedness and response.

Outcome Indicator	Sex	Baseline	End-CSP Target	2023 Target	2023 Follow-up	Source
Target Group: All - Location: Cote d'Ivoire - Modality: Capacity Strengthening - Subactivity: Food Security Sector (CCS)						
Number of national policies, strategies, programmes and other system components contributing to Zero Hunger and other SDGs enhanced with WFP capacity strengthening support	Overall	2	≥2	≥3	4	Secondary data

Outcome Results

Activity 06: Provide, on demand, supply chain, ICT and coordination services to the Government, humanitarian and development partners

Outcome Indicator	Sex	Baseline	End-CSP Target	2023 Target	2023 Follow-up	Source
Target Group: All - Location: Cote d'Ivoire - Modality: Capacity Strengthening - Subactivity: SC/Logistics Services						
Percentage of users satisfied with services provided	Overall	83	>90	≥83	83.5	Secondary data

Cross-cutting Indicators

Gender equality and women's empowerment indicators

Gender equality and women's empowerment indicators						
Cross-cutting indicators at CSP level						
CrossCutting Indicator	Sex	Baseline	End-CSP Target	2023 Target	2023 Follow-up	Source
Percentage of food assistance decision making entity members who are women	Overall	17.7	≥80	≥60	54.36	WFP programme monitoring

Gender equality and women's empowerment indicators

Cross-cutting indicators at Activity level

Activity 02: Provide an integrated assistance package to affected populations, including food assistance, SBCC and specialized nutritious food to children aged 6-59 months, PLW/Gs and PLHIV to improve access to food and prevent malnutrition

CrossCutting Indicator	Sex	Baseline	End-CSP Target	2023 Target	2023 Follow-up	Source
Target Group: CASH COVID - Location: District Autonome D'Abidjan - Modality: Cash - Subactivity: General Distribution						
Percentage of households where women, men, or both women and men make decisions on the use of food/cash/vouchers, disaggregated by transfer modality - <i>Decisions jointly made by women and men</i>	Overall	10.1	≥17	≥17		WFP survey
Percentage of households where women, men, or both women and men make decisions on the use of food/cash/vouchers, disaggregated by transfer modality - <i>Decisions made by men</i>	Overall	21.1	≥23	<23		WFP survey
Percentage of households where women, men, or both women and men make decisions on the use of food/cash/vouchers, disaggregated by transfer modality - <i>Decisions made by women</i>	Overall	68.8	≥60	≥60		WFP survey
Target Group: CASH PLVIH - Location: District Autonome D'Abidjan - Modality: Cash - Subactivity: General Distribution						
Percentage of households where women, men, or both women and men make decisions on the use of food/cash/vouchers, disaggregated by transfer modality - <i>Decisions jointly made by women and men</i>	Overall	15.9	≤17	<17		WFP survey
Percentage of households where women, men, or both women and men make decisions on the use of food/cash/vouchers, disaggregated by transfer modality - <i>Decisions made by men</i>	Overall	20.9	≥23	≥23		WFP survey
Percentage of households where women, men, or both women and men make decisions on the use of food/cash/vouchers, disaggregated by transfer modality - <i>Decisions made by women</i>	Overall	63.2	≥60	≥60		WFP survey
Target Group: IDP - Location: Cote d'Ivoire - Modality: Cash, Food - Subactivity: General Distribution						
Percentage of households where women, men, or both women and men make decisions on the use of food/cash/vouchers, disaggregated by transfer modality - <i>Decisions jointly made by women and men</i>	Overall	9.8	≥20	≥20		WFP survey
Percentage of households where women, men, or both women and men make decisions on the use of food/cash/vouchers, disaggregated by transfer modality - <i>Decisions made by men</i>	Overall	13.2	≤10	≤10		WFP survey
Percentage of households where women, men, or both women and men make decisions on the use of food/cash/vouchers, disaggregated by transfer modality - <i>Decisions made by women</i>	Overall	77	≥70	≥70		WFP survey
Target Group: INONDATION - Location: District Autonome D'Abidjan - Modality: Cash - Subactivity: General Distribution						
Percentage of households where women, men, or both women and men make decisions on the use of food/cash/vouchers, disaggregated by transfer modality - <i>Decisions jointly made by women and men</i>	Overall	17	≥17	≥17		WFP survey
Percentage of households where women, men, or both women and men make decisions on the use of food/cash/vouchers, disaggregated by transfer modality - <i>Decisions made by men</i>	Overall	57	≤23	≤23		WFP survey

Percentage of households where women, men, or both women and men make decisions on the use of food/cash/vouchers, disaggregated by transfer modality - <i>Decisions made by women</i>	Overall	26	≥60	≥60		WFP survey
Target Group: Réfugiés - Location: Cote d'Ivoire - Modality: Cash - Subactivity: General Distribution						
Percentage of households where women, men, or both women and men make decisions on the use of food/cash/vouchers, disaggregated by transfer modality - <i>Decisions jointly made by women and men</i>	Overall	32.5	≥50	≥50	32.5	WFP survey
Percentage of households where women, men, or both women and men make decisions on the use of food/cash/vouchers, disaggregated by transfer modality - <i>Decisions made by men</i>	Overall	18.1	≤20	≤20	18.1	WFP survey
Percentage of households where women, men, or both women and men make decisions on the use of food/cash/vouchers, disaggregated by transfer modality - <i>Decisions made by women</i>	Overall	49.4	≥30	≥30	49.4	WFP survey
Activity 04: Provide an integrated and gender-transformative assistance package to smallholder farmers, especially women's farmer groups, comprising training on good agricultural practices, equipment, SBCC related activities that place value on local agricultural potential, asset creation and targeted food assistance; and provide technical support for generating evidence to inform the scale-up of farmer groups' activities.						
CrossCutting Indicator	Sex	Baseline	End-CSP Target	2023 Target	2023 Follow-up	Source
Target Group: All - Location: Cote d'Ivoire - Modality: Capacity Strengthening, Cash - Subactivity: Food assistance for asset						
Percentage of households where women, men, or both women and men make decisions on the use of food/cash/vouchers, disaggregated by transfer modality - <i>Decisions jointly made by women and men</i>	Overall	10	≤10	<10		WFP survey
Percentage of households where women, men, or both women and men make decisions on the use of food/cash/vouchers, disaggregated by transfer modality - <i>Decisions made by men</i>	Overall	41	≥20	≥20		WFP survey
Percentage of households where women, men, or both women and men make decisions on the use of food/cash/vouchers, disaggregated by transfer modality - <i>Decisions made by women</i>	Overall	49	≥70	≥70		WFP survey
Type of transfer (food, cash, voucher, no compensation) received by participants in WFP activities, disaggregated by sex, age and type of activity	Female	3,798	≥3500	≥3,500		Secondary data
	Male	3,702	≥3000	≥3,000		Secondary data
	Overall	7,500	≥7500	≥7,500		Secondary data

Protection indicators

Protection indicators						
Cross-cutting indicators at Activity level						
Activity 02: Provide an integrated assistance package to affected populations, including food assistance, SBCC and specialized nutritious food to children aged 6-59 months, PLW/Gs and PLHIV to improve access to food and prevent malnutrition						
CrossCutting Indicator	Sex	Baseline	End-CSP Target	2023 Target	2023 Follow-up	Source
Target Group: CASH PLVIH - Location: District Autonome D'Abidjan - Modality: Cash - Subactivity: General Distribution						
Percentage of beneficiaries reporting no safety concerns experienced as a result of their engagement in WFP programmes	Female	100	≥90	≥90		WFP survey
	Male	100	≥90	≥90		WFP survey
	Overall	100	≥90	≥90		WFP survey
Target Group: IDP - Location: Cote d'Ivoire - Modality: Cash, Food - Subactivity: General Distribution						
Percentage of beneficiaries reporting no safety concerns experienced as a result of their engagement in WFP programmes	Female	94.6	=100	≥95		WFP survey
	Male	92.6	=100	≥95		WFP survey
	Overall	93.1	=100	≥95		WFP survey
Target Group: INONDATION - Location: District Autonome D'Abidjan - Modality: Cash - Subactivity: General Distribution						
Percentage of beneficiaries reporting no safety concerns experienced as a result of their engagement in WFP programmes	Female	99.2	≥90	≥98		WFP survey
	Male	97.2	≥90	≥98		WFP survey
	Overall	97.9	≥90	≥98		WFP survey
Target Group: Réfugiés - Location: Cote d'Ivoire - Modality: Cash - Subactivity: General Distribution						
Percentage of beneficiaries reporting no safety concerns experienced as a result of their engagement in WFP programmes	Female	100	=100	=100	100	WFP survey
	Male	100	=100	=100	100	WFP survey
	Overall	100	=100	=100	100	WFP survey
Activity 04: Provide an integrated and gender-transformative assistance package to smallholder farmers, especially women's farmer groups, comprising training on good agricultural practices, equipment, SBCC related activities that place value on local agricultural potential, asset creation and targeted food assistance; and provide technical support for generating evidence to inform the scale-up of farmer groups' activities.						
CrossCutting Indicator	Sex	Baseline	End-CSP Target	2023 Target	2023 Follow-up	Source
Target Group: All - Location: Cote d'Ivoire - Modality: Capacity Strengthening, Cash - Subactivity: Food assistance for asset						
Percentage of beneficiaries reporting no safety concerns experienced as a result of their engagement in WFP programmes	Female	100	=100	=100		WFP survey
	Male	100	=100	=100		WFP survey
	Overall	100	=100	=100		WFP survey

Accountability to Affected Population indicators

Accountability indicators						
Cross-cutting indicators at CSP level						
CrossCutting Indicator	Sex	Baseline	End-CSP Target	2023 Target	2023 Follow-up	Source
Country office has a functioning community feedback mechanism	Overall	No	Yes	Yes	No	Secondary data

Accountability indicators						
Cross-cutting indicators at Activity level						
Activity 02: Provide an integrated assistance package to affected populations, including food assistance, SBCC and specialized nutritious food to children aged 6-59 months, PLW/Gs and PLHIV to improve access to food and prevent malnutrition						
CrossCutting Indicator	Sex	Baseline	End-CSP Target	2023 Target	2023 Follow-up	Source
Target Group: CASH COVID - Location: District Autonome D'Abidjan - Modality: Cash - Subactivity: General Distribution						
Percentage of beneficiaries reporting they were provided with accessible information about WFP programmes, including PSEA	Female	9.6	≥90	≥90		WFP survey
	Male	2	≥90	≥90		WFP survey
	Overall	7	≥90	≥90		WFP survey
Target Group: CASH PLVIH - Location: District Autonome D'Abidjan - Modality: Cash - Subactivity: General Distribution						
Percentage of beneficiaries reporting they were provided with accessible information about WFP programmes, including PSEA	Female	36.3	≥90	≥90		WFP survey
	Male	41.6	≥90	≥90		WFP survey
	Overall	38.8	≥90	≥90		WFP survey
Target Group: IDP - Location: Cote d'Ivoire - Modality: Cash, Food - Subactivity: General Distribution						
Percentage of beneficiaries reporting they were provided with accessible information about WFP programmes, including PSEA	Female	6.92	≥90	≥90		WFP survey
	Male	16.62	≥90	≥90		WFP survey
	Overall	14.2	≥90	≥90		WFP survey
Target Group: INONDATION - Location: District Autonome D'Abidjan - Modality: Cash - Subactivity: General Distribution						
Percentage of beneficiaries reporting they were provided with accessible information about WFP programmes, including PSEA	Female	12.2	≥90	≥90		WFP survey
	Male	2.4	≥90	≥90		WFP survey
	Overall	5.79	≥90	≥90		WFP survey
Target Group: Réfugiés - Location: Cote d'Ivoire - Modality: Cash - Subactivity: General Distribution						
Percentage of beneficiaries reporting they were provided with accessible information about WFP programmes, including PSEA	Female	74.58	≥98	≥95	74.58	WFP survey
	Male	85.84	≥98	≥95	85.84	WFP survey
	Overall	80.89	≥98	≥95	80.89	WFP survey
Activity 04: Provide an integrated and gender-transformative assistance package to smallholder farmers, especially women's farmer groups, comprising training on good agricultural practices, equipment, SBCC related activities that place value on local agricultural potential, asset creation and targeted food assistance; and provide technical support for generating evidence to inform the scale-up of farmer groups' activities.						
CrossCutting Indicator	Sex	Baseline	End-CSP Target	2023 Target	2023 Follow-up	Source
Target Group: All - Location: Cote d'Ivoire - Modality: Capacity Strengthening, Cash - Subactivity: Food assistance for asset						
Percentage of beneficiaries reporting they were provided with accessible information about WFP programmes, including PSEA	Female	78.9	≥90	≥90		WFP survey
	Male	69.8	≥90	≥90		WFP survey
	Overall	74.4	≥90	≥90		WFP survey

Cover page photo © WFP/Sidibé Mohamed Lamine

Women from a group of smallholder farmers watering their fields, Fapaha village, Korhogo, northern Côte d'Ivoire.

World Food Programme

Contact info

Olivia Hantz

olivia.hantz@wfp.org



Ref: WFP-CIV/PROG-NBJ/176/2024

Abidjan, May 21, 2024

Subject: CORRIGENDUM TO THE CÔTE D'IVOIRE COUNTRY OFFICE OPERATIONAL CONTEXT DATA REPORTED WITHIN 2023 ANNUAL COUNTRY REPORT

The figures in the 2023 Annual Country Report are amended as follows:

▪ **Operational context section**

- a) The reference of 46 percent of people living below the poverty line was based on the multi-dimensional poverty rate established in 2016 (National Survey on Standard of Living of Households). The rate of monetary poverty is **34,8 percent** according to data published in the Government of Côte d'Ivoire 2024 Road Map published in March 2024.

NB: All other information and data remain unchanged.

Olivia Hantz
Country Director / WFP Cote d'Ivoire

Financial Section

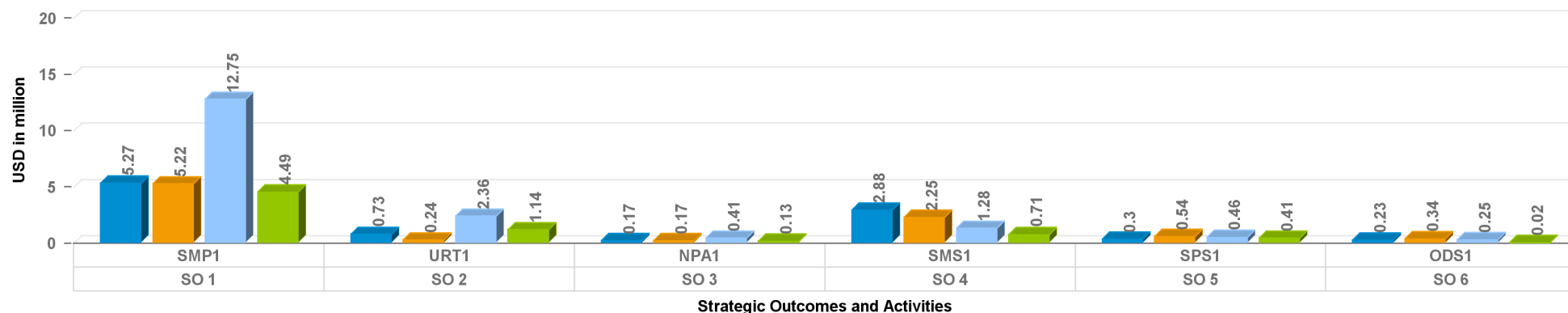
Financial information is taken from WFP's financial records which have been submitted to WFP's auditors.

Annual Country Report

Côte d'Ivoire Country Portfolio Budget 2023 (2019-2025)

Annual Financial Overview for the period 1 January to 31 December 2023 (Amount in USD)

Annual CPB Overview



■ Needs Based Plan ■ Implementation Plan ■ Available Resources ■ Expenditures

Code	Strategic Outcome	
SO 1		Primary school-age children and their households in food insecure areas have access to adequate and nutritious food all year-round
SO 2		Populations affected by shocks have access to food to cover their basic food and nutritional needs during and in the aftermath of shocks
SO 3		Vulnerable food-insecure populations in targeted areas – particularly children, women of child bearing age, and people living with HIV – have improved nutritional status by 2025
SO 4		Targeted populations and communities have stronger livelihoods, are more resilient to climate and other shocks and benefit from more efficient value chains and sustainable food systems by 2025
SO 5		National institutions have strengthened capacity to better target and manage food security, nutrition and social protection programmes by 2025
SO 6		The government, humanitarian and development partners in Côte d'Ivoire can reach vulnerable populations and respond to emergencies by 2025
Code	Activity Code	Country Activity Long Description
SO 1	SMP1	Provide school meals, take-home rations and complementary services to primary school-aged children during the school year and promote the purchase of locally produced food for school meals
SO 2	URT1	Provide an integrated assistance package to affected populations, including food assistance, SBCC and specialized nutritious food to children aged 6-59 months, PLW/Gs and PLHIV to improve access to food and prevent malnutrition
SO 3	NPA1	Support the implementation of the national nutrition programme with a focus on: the development and implementation of a gender responsive SBCC strategy; the implementation of the national strategy for the fortification of regularly consumed staples; enhancing the primary education curricula to include nutrition; and the generation of evidence on the activities within the National Multi-sectoral Nutrition Plan.
SO 4	SMS1	Provide an integrated and gender-transformative assistance package to smallholder farmers, especially women's farmer groups, comprising training on good agricultural practices, equipment, SBCC related activities that place value on local agricultural potential, asset creation and targeted food assistance; and provide technical support for generating evidence to inform the scale-up of farmer groups' activities.
SO 5	SPS1	Provide technical support to national institutions in their efforts to address school feeding, food security, nutrition, social protection and emergency preparedness and response.
SO 6	ODS1	Provide, on demand, supply chain, ICT and coordination services to the Government, humanitarian and development partners

Annual Country Report

Côte d'Ivoire Country Portfolio Budget 2023 (2019-2025)

Annual Financial Overview for the period 1 January to 31 December 2023 (Amount in USD)

SDG Target	Strategic Outcome	Country Activity Description	Needs Based Plan	Implementation Plan	Available Resources	Expenditures
2.1	Populations affected by shocks have access to food to cover their basic food and nutritional needs during and in the aftermath of shocks	Provide an integrated assistance package to affected populations, including food assistance, SBCC and specialized nutritious food to children aged 6-59 months, PLW/Gs and PLHIV to improve access to food and prevent malnutrition	734,955	240,183	2,360,732	1,143,006
	Primary school-age children and their households in food insecure areas have access to adequate and nutritious food all year-round	Provide school meals, take-home rations and complementary services to primary school-aged children during the school year and promote the purchase of locally produced food for school meals	5,273,926	5,221,841	12,745,013	4,489,661
Subtotal SDG Target 2.1 Access to Food (SDG Target 2.1)			6,008,881	5,462,024	15,105,745	5,632,667

Annual Country Report

Côte d'Ivoire Country Portfolio Budget 2023 (2019-2025)

Annual Financial Overview for the period 1 January to 31 December 2023 (Amount in USD)

SDG Target	Strategic Outcome	Country Activity Description	Needs Based Plan	Implementation Plan	Available Resources	Expenditures
2.2	Vulnerable food-insecure populations in targeted areas – particularly children, women of child bearing age, and people living with HIV – have improved nutritional status by 2025	Support the implementation of the national nutrition programme with a focus on: the development and implementation of a gender responsive SBCC strategy; the implementation of the national strategy for the fortification of regularly consumed staples; enhancing the primary education curricula to include nutrition; and the generation of evidence on the activities within the National Multi-sectoral Nutrition Plan.	173,459	173,516	406,669	130,741
		Non Activity Specific	0	0	123,809	0
Subtotal SDG Target 2.2 End Malnutrition (SDG Target 2.2)			173,459	173,516	530,478	130,741

Annual Country Report

Côte d'Ivoire Country Portfolio Budget 2023 (2019-2025)

Annual Financial Overview for the period 1 January to 31 December 2023 (Amount in USD)

SDG Target	Strategic Outcome	Country Activity Description	Needs Based Plan	Implementation Plan	Available Resources	Expenditures
2.4	Targeted populations and communities have stronger livelihoods, are more resilient to climate and other shocks and benefit from more efficient value chains and sustainable food systems by 2025	Provide an integrated and gender-transformative assistance package to smallholder farmers, especially women's farmer groups, comprising training on good agricultural practices, equipment, SBCC related activities that place value on local agricultural potential, asset creation and targeted food assistance; and provide technical support for generating evidence to inform the scale-up of farmer groups' activities.	2,884,166	2,250,526	1,281,431	714,325
		Non Activity Specific	0	0	371,427	0
2.4)	Subtotal SDG Target 2.4 Sustainable Food System (SDG Target 2.4)		2,884,166	2,250,526	1,652,858	714,325
17.9	National institutions have strengthened capacity to better target and manage food security, nutrition and social protection programmes by 2025	Provide technical support to national institutions in their efforts to address school feeding, food security, nutrition, social protection and emergency preparedness and response.	300,020	537,288	464,812	409,075
	The government, humanitarian and development partners in Côte d'Ivoire can reach vulnerable populations and respond to emergencies by 2025	Provide, on demand, supply chain, ICT and coordination services to the Government, humanitarian and development partners	225,221	339,460	254,978	15,332
Subtotal SDG Target 17.9 Capacity Building (SDG Target 17.9)			525,242	876,748	719,790	424,407

This computer generated report is certified by the Chief of Contribution Accounting and Donor Financial Reporting Branch (FINC)

Annual Country Report

Côte d'Ivoire Country Portfolio Budget 2023 (2019-2025)

Annual Financial Overview for the period 1 January to 31 December 2023 (Amount in USD)

SDG Target	Strategic Outcome	Country Activity Description	Needs Based Plan	Implementation Plan	Available Resources	Expenditures
	Non SO Specific	Non Activity Specific	0	0	4,568,299	0
Subtotal SDG Target			0	0	4,568,299	0
Total Direct Operational Cost			9,591,748	8,762,814	22,577,169	6,902,139
Direct Support Cost (DSC)			843,268	1,089,070	2,513,717	1,723,338
Total Direct Costs			10,435,015	9,851,884	25,090,886	8,625,477
Indirect Support Cost (ISC)			662,350	615,565	337,492	337,492
Grand Total			11,097,365	10,467,449	25,428,378	8,962,969



Wansee Piyabongkarn
Chief

Contribution Accounting and Donor Financial Reporting Branch

Columns Definition

Needs Based Plan

Latest annual approved version of operational needs as of December of the reporting year. WFP's needs-based plans constitute an appeal for resources to implement operations which are designed based on needs assessments undertaken in collaboration with government counterparts and partners

Implementation Plan

Implementation Plan as of January of the reporting period which represents original operational prioritized needs taking into account funding forecasts of available resources and operational challenges

Available Resources

Unspent Balance of Resources carried forward, Allocated contribution in the current year, Advances and Other resources in the current year. It excludes contributions that are stipulated by donor for use in future years

Expenditures

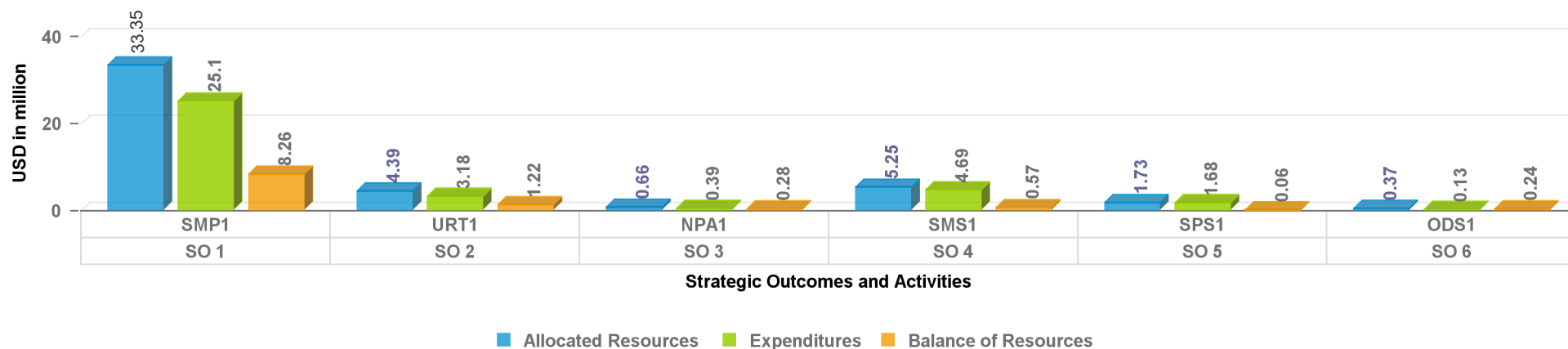
Monetary value of goods and services received and recorded within the reporting year

Annual Country Report

Côte d'Ivoire Country Portfolio Budget 2023 (2019-2025)

Cumulative Financial Overview as at 31 December 2023 (Amount in USD)

Cumulative CPB Overview



Code	Strategic Outcome
SO 1	Primary school-age children and their households in food insecure areas have access to adequate and nutritious food all year-round
SO 2	Populations affected by shocks have access to food to cover their basic food and nutritional needs during and in the aftermath of shocks
SO 3	Vulnerable food-insecure populations in targeted areas – particularly children, women of child bearing age, and people living with HIV – have improved nutritional status by 2025
SO 4	Targeted populations and communities have stronger livelihoods, are more resilient to climate and other shocks and benefit from more efficient value chains and sustainable food systems by 2025
SO 5	National institutions have strengthened capacity to better target and manage food security, nutrition and social protection programmes by 2025
SO 6	The government, humanitarian and development partners in Côte d'Ivoire can reach vulnerable populations and respond to emergencies by 2025

Code	Activity Code	Country Activity - Long Description
SO 1	SMP1	Provide school meals, take-home rations and complementary services to primary school-aged children during the school year and promote the purchase of locally produced food for school meals
SO 2	URT1	Provide an integrated assistance package to affected populations, including food assistance, SBCC and specialized nutritious food to children aged 6-59 months, PLW/Gs and PLHIV to improve access to food and prevent malnutrition
SO 3	NPA1	Support the implementation of the national nutrition programme with a focus on: the development and implementation of a gender responsive SBCC strategy; the implementation of the national strategy for the fortification of regularly consumed staples; enhancing the primary education curricula to include nutrition; and the generation of evidence on the activities within the National Multi-sectoral Nutrition Plan.
SO 4	SMS1	Provide an integrated and gender-transformative assistance package to smallholder farmers, especially women's farmer groups, comprising training on good agricultural practices, equipment, SBCC related activities that place value on local agricultural potential, asset creation and targeted food assistance; and provide technical support for generating evidence to inform the scale-up of farmer groups' activities.
SO 5	SPS1	Provide technical support to national institutions in their efforts to address school feeding, food security, nutrition, social protection and emergency preparedness and response.
SO 6	ODS1	Provide, on demand, supply chain, ICT and coordination services to the Government, humanitarian and development partners

Annual Country Report

Côte d'Ivoire Country Portfolio Budget 2023 (2019-2025)

Cumulative Financial Overview as at 31 December 2023 (Amount in USD)

SDG Target	Strategic Outcome	Country Activity Description	Needs Based Plan	Allocated Contributions	Advance and Allocation	Allocated Resources	Expenditures	Balance of Resources
2.1	Populations affected by shocks have access to food to cover their basic food and nutritional needs during and in the aftermath of shocks	Provide an integrated assistance package to affected populations, including food assistance, SBCC and specialized nutritious food to children aged 6-59 months, PLW/Gs and PLHIV to improve access to food and prevent malnutrition	12,168,952	2,439,077	1,954,813	4,393,890	3,176,164	1,217,726
	Primary school-age children and their households in food insecure areas have access to adequate and nutritious food all year-round	Provide school meals, take-home rations and complementary services to primary school-aged children during the school year and promote the purchase of locally produced food for school meals	30,679,736	33,351,512	0	33,351,512	25,096,161	8,255,352
Subtotal SDG Target 2.1 Access to Food (SDG Target 2.1)			42,848,688	35,790,589	1,954,813	37,745,402	28,272,325	9,473,077

This computer generated report is certified by the Chief of Contribution Accounting and Donor Financial Reporting Branch (FINC)

Annual Country Report

Côte d'Ivoire Country Portfolio Budget 2023 (2019-2025)

Cumulative Financial Overview as at 31 December 2023 (Amount in USD)

SDG Target	Strategic Outcome	Country Activity Description	Needs Based Plan	Allocated Contributions	Advance and Allocation	Allocated Resources	Expenditures	Balance of Resources
2.2	Vulnerable food-insecure populations in targeted areas – particularly children, women of child bearing age, and people living with HIV – have improved nutritional status by 2025	Support the implementation of the national nutrition programme with a focus on: the development and implementation of a gender responsive SBCC strategy; the implementation of the national strategy for the fortification of regularly consumed staples; enhancing the primary education curricula to include nutrition; and the generation of evidence on the activities within the National Multi-sectoral Nutrition Plan.	2,028,242	663,266	0	663,266	387,338	275,929
		Non Activity Specific	0	123,809	0	123,809	0	123,809
Subtotal SDG Target 2.2 End Malnutrition (SDG Target 2.2)			2,028,242	787,075	0	787,075	387,338	399,737

This computer generated report is certified by the Chief of Contribution Accounting and Donor Financial Reporting Branch (FINC)

Annual Country Report

Côte d'Ivoire Country Portfolio Budget 2023 (2019-2025)

Cumulative Financial Overview as at 31 December 2023 (Amount in USD)

SDG Target	Strategic Outcome	Country Activity Description	Needs Based Plan	Allocated Contributions	Advance and Allocation	Allocated Resources	Expenditures	Balance of Resources
2.4	Targeted populations and communities have stronger livelihoods, are more resilient to climate and other shocks and benefit from more efficient value chains and sustainable food systems by 2025	Provide an integrated and gender-transformative assistance package to smallholder farmers, especially women's farmer groups, comprising training on good agricultural practices, equipment, SBCC related activities that place value on local agricultural potential, asset creation and targeted food assistance; and provide technical support for generating evidence to inform the scale-up of farmer groups' activities.	16,630,395	5,253,387	0	5,253,387	4,686,281	567,106
		Non Activity Specific	0	371,427	0	371,427	0	371,427
Subtotal SDG Target 2.4 Sustainable Food System (SDG Target 2.4)			16,630,395	5,624,814	0	5,624,814	4,686,281	938,533

This computer generated report is certified by the Chief of Contribution Accounting and Donor Financial Reporting Branch (FINC)


Annual Country Report

Côte d'Ivoire Country Portfolio Budget 2023 (2019-2025)

Cumulative Financial Overview as at 31 December 2023 (Amount in USD)

SDG Target	Strategic Outcome	Country Activity Description	Needs Based Plan	Allocated Contributions	Advance and Allocation	Allocated Resources	Expenditures	Balance of Resources
17.9	National institutions have strengthened capacity to better target and manage food security, nutrition and social protection programmes by 2025	Provide technical support to national institutions in their efforts to address school feeding, food security, nutrition, social protection and emergency preparedness and response.	3,224,425	1,733,819	0	1,733,819	1,678,081	55,737
	The government, humanitarian and development partners in Côte d'Ivoire can reach vulnerable populations and respond to emergencies by 2025	Provide, on demand, supply chain, ICT and coordination services to the Government, humanitarian and development partners	488,365	373,773	0	373,773	134,127	239,646
Subtotal SDG Target 17.9 Capacity Building (SDG Target 17.9)			3,712,790	2,107,591	0	2,107,591	1,812,208	295,383
	Non SO Specific	Non Activity Specific	0	4,568,299	0	4,568,299	0	4,568,299
Subtotal SDG Target			0	4,568,299	0	4,568,299	0	4,568,299
Total Direct Operational Cost			65,220,115	48,878,368	1,954,813	50,833,182	35,158,152	15,675,030
Direct Support Cost (DSC)			5,297,922	5,049,678	185,587	5,235,264	4,444,885	790,379
Total Direct Costs			70,518,037	53,928,046	2,140,400	56,068,446	39,603,037	16,465,409
Indirect Support Cost (ISC)			4,549,092	3,015,887		3,015,887	3,015,887	0
Grand Total			75,067,129	56,943,933	2,140,400	59,084,333	42,618,924	16,465,409

This donor financial report is interim



Wanee Piyabongkarn
Chief

Contribution Accounting and Donor Financial Reporting Branch

Columns Definition

Needs Based Plan

Latest approved version of operational needs. WFP's needs-based plans constitute an appeal for resources to implement operations which are designed based on needs assessments undertaken in collaboration with government counterparts and partners

Allocated Contributions

Allocated contributions include confirmed contributions with exchange rate variations, multilateral contributions, miscellaneous income, resource transferred, cost recovery and other financial adjustments (e.g. refinancing). It excludes internal advance and allocation and contributions that are stipulated by donor for use in future years.

Advance and allocation

Internal advanced/allocated resources but not repaid. This includes different types of internal advance (Internal Project Lending or Macro-advance Financing) and allocation (Immediate Response Account)

Allocated Resources

Sum of Allocated Contributions, Advance and Allocation

Expenditures

Cumulative monetary value of goods and services received and recorded within the reporting period

Balance of Resources

Allocated Resources minus Expenditures