



World Food
Programme

SAVING
LIVES

CHANGING
LIVES

Cameroon

Annual Country Report 2023

Country Strategic Plan
2022 - 2026

Table of contents

Overview	3
Operational context	8
Success Story	11
Programme performance	13
Strategic outcome 01	13
Strategic outcome 02	17
Strategic outcome 03	19
Strategic outcome 04	21
Strategic outcome 05	23
Cross-cutting results	25
Gender equality and women's empowerment	25
Protection and accountability to affected populations	27
Environmental sustainability	29
Nutrition integration	31
Partnerships	32
Financial Overview	34
Data Notes	38
Annex	40
Reporting on beneficiary information in WFP's annual country reports	40
Figures and Indicators	41
Beneficiaries by Sex and Age Group	41
Beneficiaries by Residence Status	41
Beneficiaries by Programme Area	41
Annual Food Transfer (mt)	42
Annual Cash Based Transfer and Commodity Voucher (USD)	42
Strategic Outcome and Output Results	43
Cross-cutting Indicators	64

Overview

Cameroon is a fragile and conflict-affected country, facing three complex and unrelated crises [1] that affect nine of the ten regions. The country hosts over 2.2 million forcibly displaced persons, comprising 478,000 Central African and Nigerian refugees, 1.1 million internally displaced persons (IDPs) and 659,000 returnees [2]. According to the 2023 Humanitarian Needs Overview, 4.7 million people (51 percent women; 17 percent of the population) required humanitarian assistance.

Conflict-induced displacements, macroeconomic shocks and recurrent climate extremes are key drivers of vulnerability, pushing 11 percent of the population [3] into food insecurity. Malnutrition is worsening, with global acute malnutrition rates increasing from 2021 and 2022 and above the national average of 4.5 percent in the crisis-affected regions [4], while stunting stands above 29 percent.

The knock-on effects of the COVID-19 pandemic and the global economic crisis have resulted in unprecedented price increases. By October 2023, the inflation rate reached 7.8 percent, caused by the rise in food prices (12.8 percent) and transport costs (11.5 percent) [5]. According to WFP's analyses [6], 42 percent suffer from insufficient food consumption, and nearly half of the population cannot afford a nutritious diet.

Furthermore, limited humanitarian access caused by insecurity and the poor state of roads remained one of the biggest operational challenges. The Far North, Northwest, and Southwest recorded 3,700 security incidents (from 1,530 in 2022), 98 percent of which were armed conflict, terrorism and crime [7]. Similarly, prolonged movement restrictions imposed by non-state armed groups hampered WFP operations.

Within this context, WFP continued to provide lifesaving and resilience-building support to affected populations, contributing to Sustainable Development Goal (SDG) 2 (Zero Hunger). In 2023, WFP assisted 876,400 people (56 percent women) out of the planned 1,043,400 with food and cash assistance and engaged 173,000 under capacity-strengthening. The food and cash beneficiaries comprised 340,800 residents (75 percent of the plan), 274,000 IDPs (74 percent of the plan), 232,500 Central African and Nigerian refugees (120 percent of the plan) and 29,100 returnees (129 percent of the plan). The overperformance in refugees' assistance was accounted for by support under the rapid response mechanism (RRM) and a record number of returnees as the security situation of communities improved. Ninety-seven percent of the people in need were served under emergency assistance. WFP also supported 82,300 people facing sudden calamities and 86,500 under lean season assistance.

WFP targeted mostly women, based on vulnerability, with cash assistance, distributing USD 13.3 million to 228,300 people, 60 percent of whom were women. The proportion of people assisted through cash transfers increased from 21 percent in 2022 to 26 percent in 2023 as communities recovered and markets became more functional. Similarly, the quantity of food distributed increased from 31,800 mt in 2022 to 32,500 mt in 2023. WFP faced significant shortfalls due to limited funding, with nutrition assistance affected the most (17 percent of needs-based plan). WFP continued to apply the ration applicable since mid-2021 (70 percent for refugees and 50 percent for others).

Within the framework of capacity-strengthening interventions and building sustainable partnerships (SDG 17), WFP continued to explore innovative approaches to enhance programme implementation and achieve sustainable results. WFP signed an agreement with the Cameroon Humanitarian Organizations Initiative (CHOI) to enhance the capacities of local NGOs to deliver humanitarian assistance effectively. On the other hand, under WFP's transition pathway from humanitarian assistance to self-reliance, WFP continued to work with the Government to upscale the home-grown school feeding programme pilot using schools as development hubs. Cameroon's participation in the School Meals Coalition underscored its engagement. Additionally, WFP and the United Nations Industrial Development Organization (UNIDO) are jointly working on a project to boost the production of locally fortified foods. The signing of the Cameroon Emergency Food Crisis Response Project (PULCCA, in French) agreement (USD 45 million multi-year funding) with the Government and the World Bank presented significant opportunities for capacity strengthening and resilience-building.

As part of tackling the root causes of poverty (SDG17), WFP reinforced its contribution to the available body of knowledge through assessments. WFP conducted a climate analysis, identifying critical issues around coordination on disaster risk preparedness and early warning systems. WFP also completed a protection risk assessment in the Far North region. and commissioned a nationwide value chain analysis for locally produced commodities such as sorghum, millet, maize, and cassava, to enhance support to smallholder farmers. WFP continued to support the Government in food and nutrition surveys such as the Food Security Monitoring System (FSMS) survey, Food Security and Nutrition Survey (ENSAN, in French) and the *Cadre Harmonisé* analysis. WFP also provided technical and financial assistance for the Cost of Hunger in Africa study (COHA) [8] and the Systems Approach for Better Education Results (SABER) for School Feeding. WFP conducted the post-distribution monitoring exercise for the first time with government enumerators and supervisors.

WFP reinforced its identity management system to increase overall assurance in line with the global assurance standards by expanding its beneficiary information and transfers management platform (SCOPE) to include people assisted through in-kind assistance. WFP also commenced graduating some protracted beneficiaries from emergency assistance to recovery and resilience-building support after a thorough community-based vulnerability targeting (about 9.6 percent of emergency assistance beneficiaries, including residents and returnees).

From the onset of the Sudanese crisis, about 11,000 mt of mixed commodities were channelled through the Douala Corridor and the Global Commodity Management Facility hub in Maroua to Chad to assist the Sudan refugees. Additionally, WFP purchased over 16,300 mt of beans, rice, iodised salt, and sorghum, injecting more than USD 5 million into the local economy. Furthermore, WFP transported over 2.5 million long-lasting mosquito nets to 341 Northwest and Southwest health areas, mostly over challenging roads.

Finally, despite dwindling funding, WFP maintained close relationships with its donors through frequent meetings and 17 field missions and diversified its resource base through partnerships with a local bank (Commercial Bank of Cameroon) and the private sector (Cargill). Additionally, the recommendations of the different studies, combined with the case study on Humanitarian Peace and Development (HDP) Nexus implementation will streamline interventions in 2024.

1,049,430

Total beneficiaries in 2023

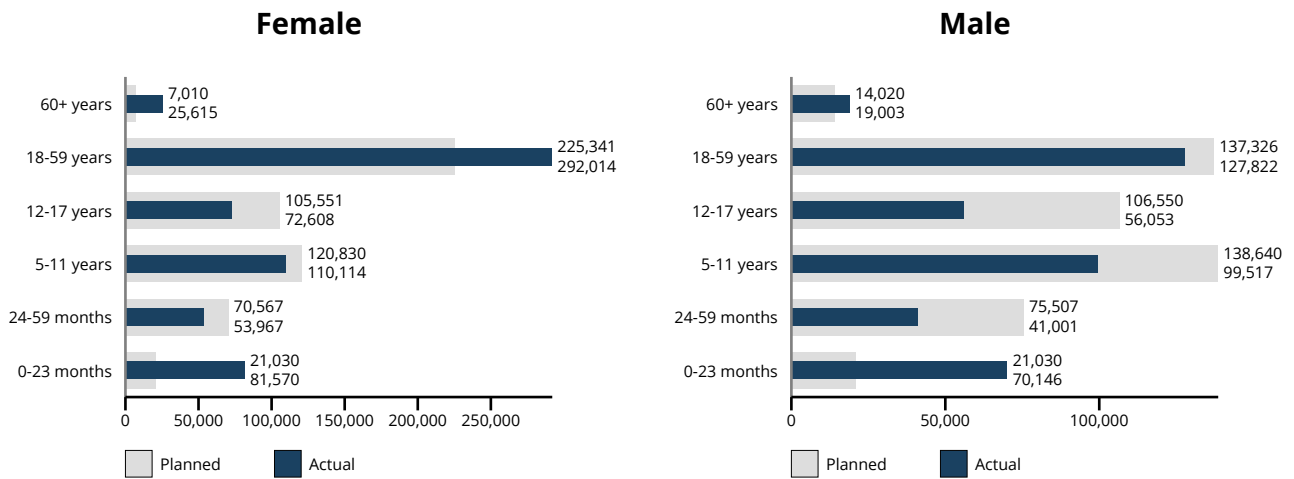


61% female

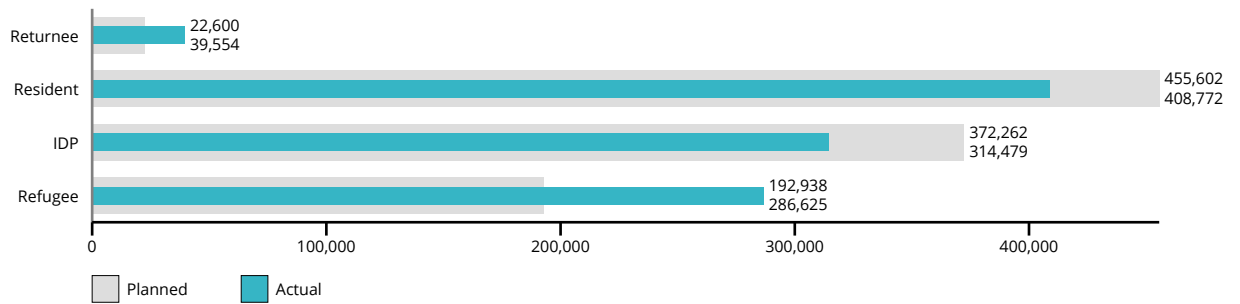


39% male

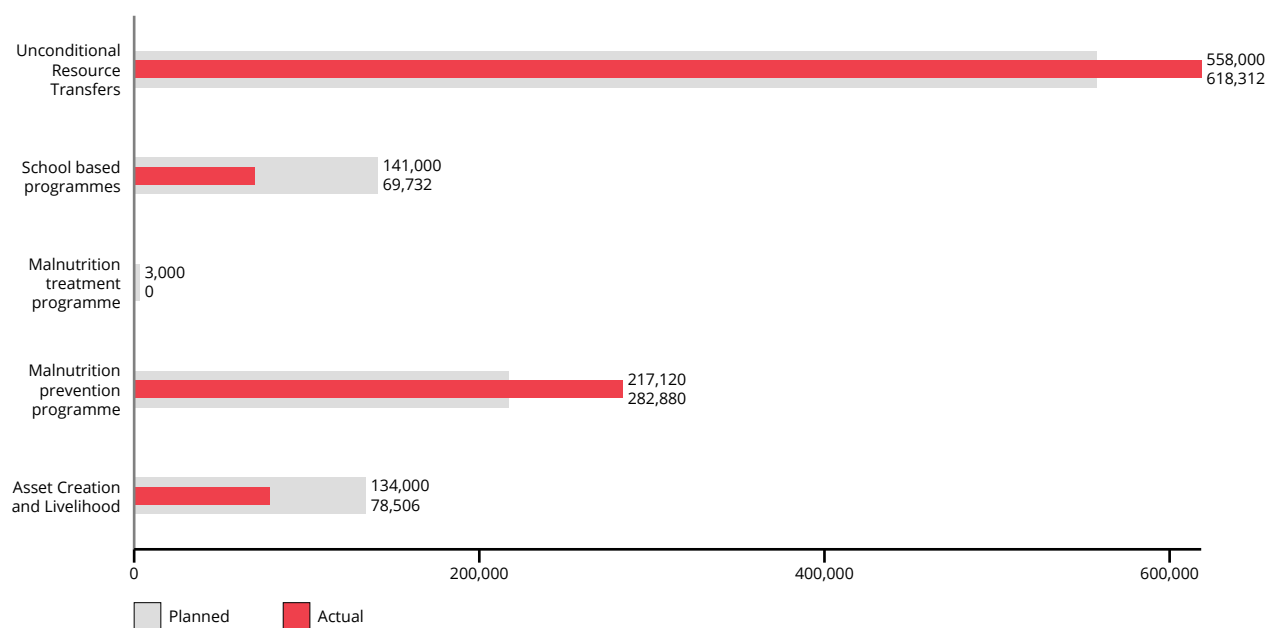
Beneficiaries by Sex and Age Group



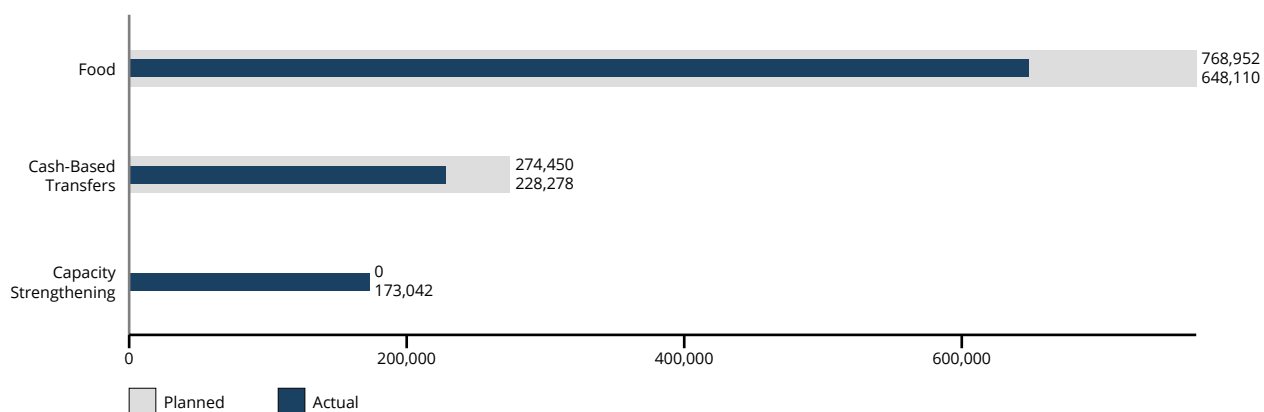
Beneficiaries by Residence Status



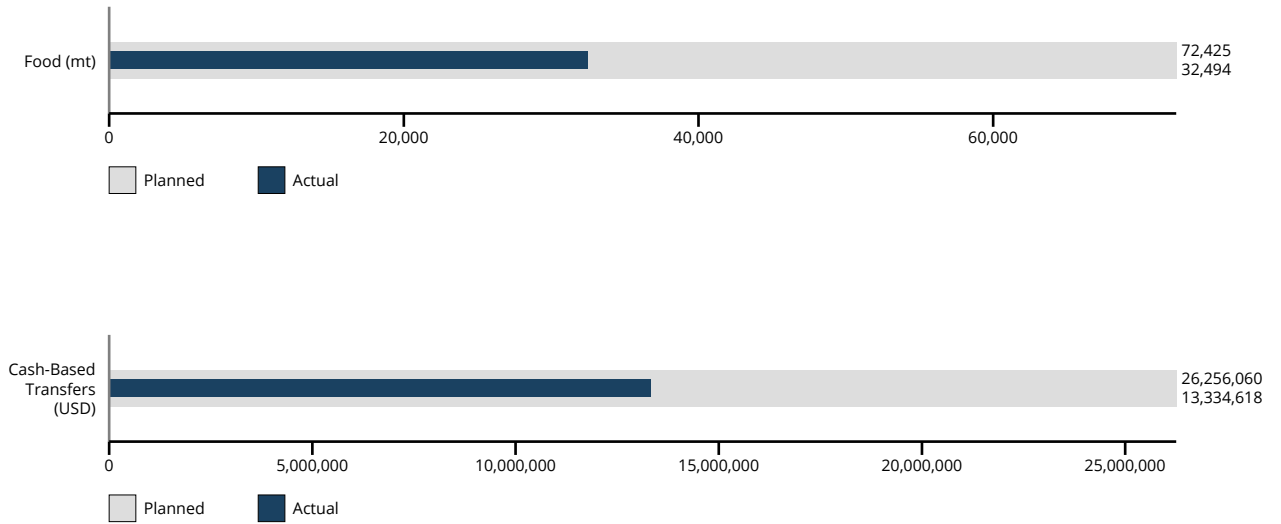
Beneficiaries by Programme Area



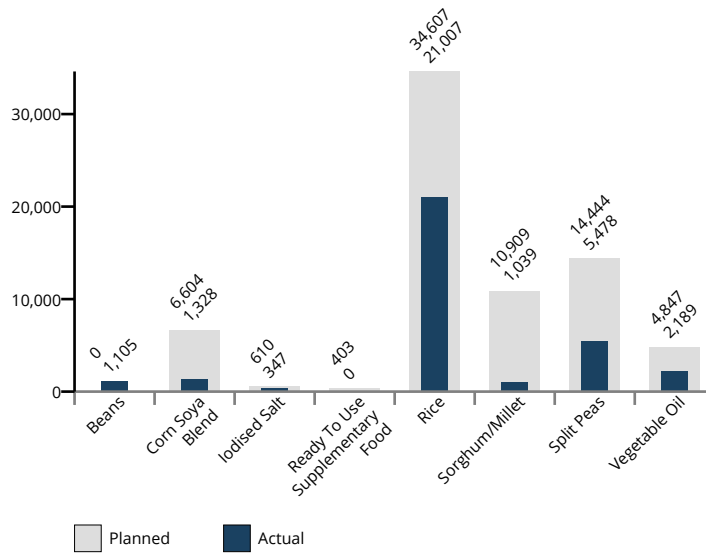
Beneficiaries by Modality



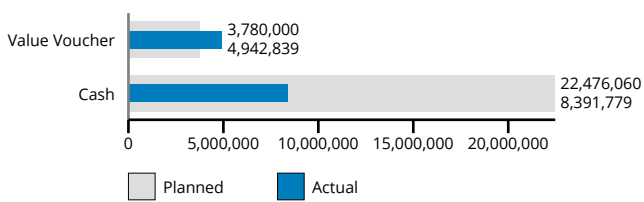
Total Transfers by Modality



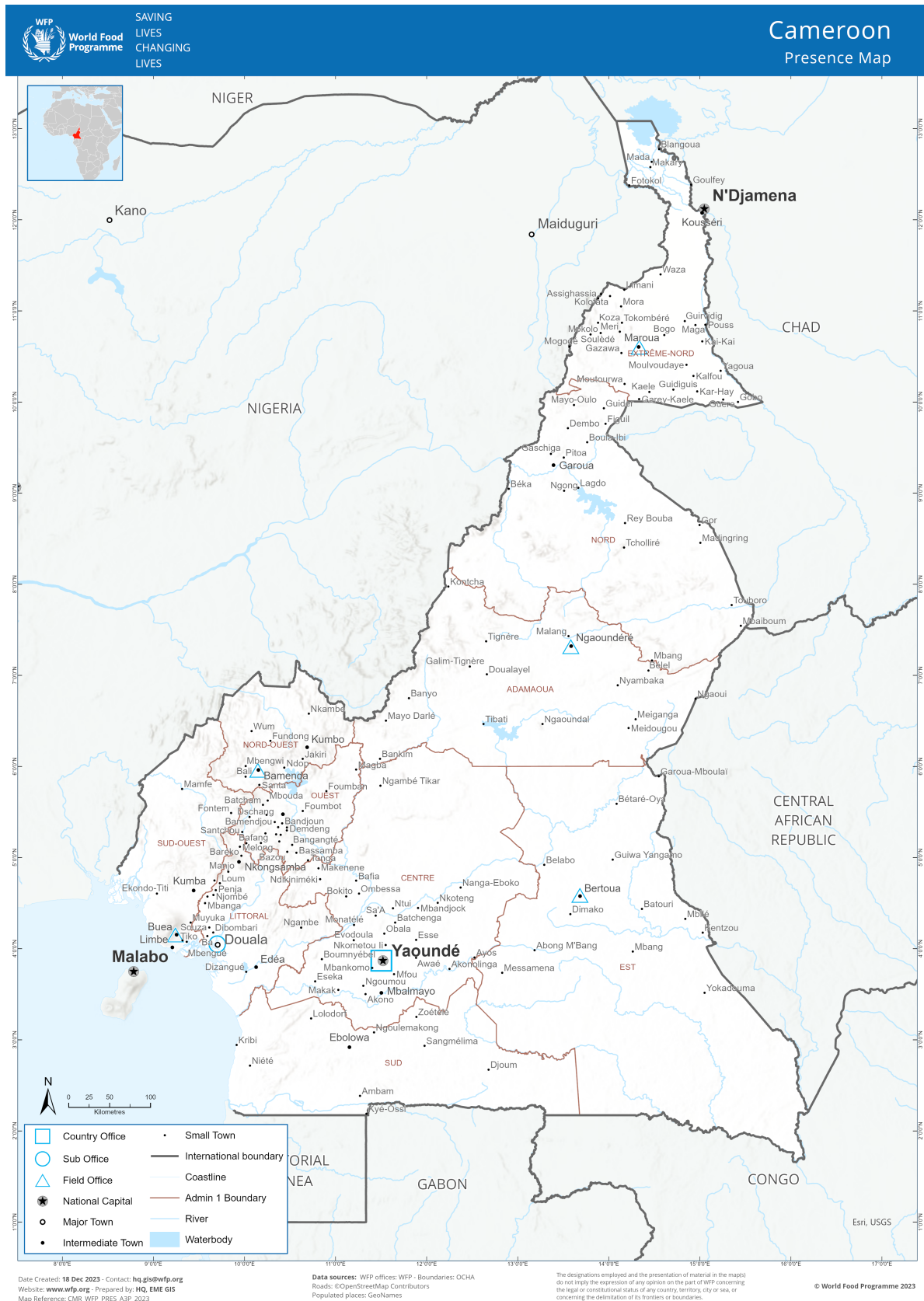
Annual Food Transfer (mt)



Annual Cash Based Transfer and Commodity Voucher (USD)



Operational context



Cameroon continues to be plagued by three complex humanitarian crises, which have resulted in population displacements, instability, and increased food insecurity. The socio-political crisis in the Northwest and Southwest regions; the Boko Haram insurgency in the Far North Region and the Central African Republic refugee crisis affecting

the eastern regions. In 2023, there were about 2.2 million forcibly displaced persons in Cameroon [1]. The regions suffering from active armed conflicts and insecurity (Far North, Northwest and Southwest) experienced an unprecedented number of security incidents in 2023 triggered by armed clashes between state security forces and non-state armed groups (NSAGs) and predatory attacks on civilians by the NSAGs. The number of security incidents recorded in 2023 was more than twice that recorded in 2022 [2]. Armed conflict and terrorism constitute most security cases (62 percent).

These conflicts have contributed to acute and chronic food insecurity and malnutrition. The country ranks 79th out of 125 nations in the 2023 Global Hunger Index, with a score of 18.6 (Sub-Saharan Africa average of 27.0) [3]. Between 2020 and 2023, the number of acutely food-insecure people has increased by 14 percent, reaching 3 million individuals, 72 percent of whom are in the crisis-affected regions [4]. Furthermore, recurrent climate-related shocks, including floods in the northern regions, disrupt agricultural production and cause deaths and population displacements. Competition over scarce natural resources such as water has triggered intercommunal clashes in the Far North Region that sometimes escalate across religious diversity.

Stunting remains a public health concern. It is worse in the northern regions where rates are above the national average and the World Health Organisation's 'serious' threshold [5]. Nationally, about 29 percent of children aged 6-59 months are still affected by stunting ('Poor' threshold), and 4.3 percent by wasting [6]. The 2022 SMART survey revealed the following rates for the Northern regions: Far North (37.3 percent), North (41.3 percent), Adamawa (34.6 percent) and East (37.3 percent).

Because of the crisis in the Northwest and Southwest regions, 2,245 schools are still not operational: 68 percent in the Northwest and 39 percent in the Southwest [7]. In the Adamawa, East and Far North regions, gender norms and insufficient family resources favour boys' education and limit school retention rates; learners sometimes have to drop out to pick up menial jobs for survival.

These complex challenges constrain the government's capacity to achieve Sustainable Development Goal (SDG) 2 (Zero Hunger). Consequently, WFP works alongside the Government to support vulnerable populations and build sustainable systems.

WFP's second-generation Country Strategic Plan (CSP) 2022-2026 is anchored in the humanitarian development peace (HDP) nexus and the National Development Strategy 2030. WFP programming contributes to HDP Nexus through a range of lifesaving emergency response and resilience-building programming for people in need in the Adamawa, East, Far North, North, Northwest, and Southwest regions. To contribute to the government's efforts at attaining SDG 2, WFP's interventions focus on a phased approach to provide the most appropriate assistance to Nigerian and Central African Republic refugees, affected people, and people displaced by conflicts based on their levels of vulnerability, while integrating a transition to early recovery and resilience building, culminating in self-reliance to graduate from assistance. For the sustainability of its interventions, WFP builds sustainable partnerships (SDG 17) with the Government, other United Nations agencies, NGOs, and the private sector by strengthening local capacities and systems.

The bulk of WFP activities in Cameroon falls under the crisis response portfolio, covered under strategic outcomes 1 and 5. To cater to the needs of different categories of vulnerable people, strategic outcome 1 comprises four integrated interventions: unconditional general food assistance to crisis-affected populations; malnutrition prevention and treatment support to children aged 6-59 months, pregnant and breastfeeding women and girls (PBW/G) and people living with HIV (PLHIV); provision of school meals to learners in primary schools; and resilience-building activities for early recovery to affected communities. Additionally, WFP provides lifesaving assistance to people affected by sudden emergencies such as climate shocks, armed clashes, and other unexpected calamities. On the other hand, under strategic outcome 5, WFP provides fast and reliable air transportation services to humanitarian actors to reach vulnerable populations in the Far North Region and Chad. Likewise, WFP leverages its logistics, warehouse, and inventory management expertise to provide on-demand services to the Government, humanitarian, and development partners.

WFP's sequenced support seeks to progressively shift vulnerable people towards resilience-building interventions in areas of relative stability, as expressed in strategic outcomes 2 and 3. Under strategic outcome 2, WFP provides an integrated nutrition package, including increasing access to nutritious food and promoting healthy nutrition and health practices through social behaviour change activities and capacity-strengthening of nutrition stakeholders. Similarly, strategic outcome 3 is focused on providing support for livelihood development, community asset regeneration and creation, and value chain development in communities and smallholder farmer groups.

Finally, through strategic outcome 4, aimed at tackling the root causes of food insecurity, WFP continued to position itself as a technical and strategic partner to the Government in policy development and institutional capacity strengthening to develop and manage food systems, social protection systems, emergency preparedness and disaster response. The conclusion of two years of negotiations on the Emergency Project to Combat the Food Crisis in Cameroon (PULCCA, in French) [8] will contribute to Nexus implementation and boost the upscale of WFP's resilience

activities with a focus on social cohesion from 2023-2025. To reinforce WFP's position as a nexus implementation pioneer, WFP carried out a study on the operationalisation of the HDP Nexus [9], and the report will be published in 2024.

WFP continuously seeks to improve its services and ensures that the right people receive the right type of assistance when needed. In this regard, WFP conducted a Corporate Emergency Evaluation of its Response in 2023; the result will be available in 2024. Additionally, the country office was included in the global assurance project, under which it undertook a cross-functional assurance gap analysis and has finalised a costed assurance action plan. A rollout of the plan will commence in 2024.

Risk management

Security and access constraints remain high-priority risks due to armed conflicts in the Northwest and Southwest regions and heightened insecurity in the Far North. WFP strengthened relationships with stakeholders to negotiate and uphold access agreements. The country office also enhanced coordination within the humanitarian community for timely information sharing. WFP used third-party organisations for monitoring and targeting and armoured vehicles to reach red-classified emergency response areas while observing all recommended security measures. Additionally, WFP prioritised and managed distribution schedules to maximise available humanitarian access opportunities to sustain its operations in a risk-controlled manner.

WFP organised several Safe and Secure Approaches in Field Environments (SSAFE) training sessions to equip staff with the skills and principles required to operate effectively in complex environments. SSAFE certification is mandatory for all WFP staff in the regions with active conflict and is highly recommended for other staff. As such, 19 newly recruited staff in the Northwest and Southwest offices participated in SSAFE training in 2023. Likewise, WFP trained 67 Cooperating Partners and Transporters' staff on security risk management and humanitarian access negotiation techniques.

Furthermore, WFP experienced six incidents of food looting and theft during transportation and from partners' warehouses in 2023, mainly due to negligence on the partners' part. WFP requested full refunds of the unrecovered commodities from the partners to enforce respect for agreed-upon security measures. WFP also strengthened its stock management system, especially during the loading and tracking of trucks.

To reinforce its zero tolerance for sexual exploitation and abuse (SEA), WFP appointed focal points as implementation back-stoppers. WFP consistently shared information about reporting channels using local media and posters and prioritised the resolution of SEA cases.

Finally, WFP regional bureau trained staff, partners and transporters on anti-fraud and anti-corruption (AFAC) policies to build capacities in ethics and compliance.

Lessons learned

With the reducing funding landscape coupled with high donor earmarking, WFP's capacity to deliver beyond emergency response and adequately monitor its performance is restricted. Resilience-building and capacity-strengthening activities remain underfunded, yet they are the cornerstones of sustainable impact. WFP, therefore, incorporated institutional capacity strengthening, social protection and policy formation across various activities and collaborated with the Government and other United Nations agencies in evidence generation and joint implementation of some activities. WFP developed a strategic partnership with a consortium of local non-governmental organisations to empower local organisations to facilitate capacity strengthening.

WFP also employed a food systems approach as a means of knitting-in resilience through value chain development, increased market access for local producers, and used schools under the home-grown school feeding initiative as development hubs. WFP also mapped out a transition pathway through a graduation approach from humanitarian to self-reliance, with vulnerability-based targeting and placement of people served in the appropriate assistance category. Having identified climate change as a major root cause of food insecurity, WFP is taking steps towards disaster risk management (climate analysis completed) and establishing an insurance system for smallholder farmers, which is being developed.

Success Story

Functional Literacy - Women learning their way out of hunger



© WFP/Joseph Marie FAMBOVE

Kellou, a participant in WFP's functional literacy lessons in the Far North Region excited about being able to spell her name for the first time

Seven out of ten women in Cameroon's Far North Region of Cameroon aged 15 years and above cannot read and write. WFP's adult literacy programme provides them with essential skills to better manage the cash assistance they receive from humanitarian organisations.

Kellou walks two kilometres every day to learn basic numeracy, literacy, and digital literacy skills. She is 59 years old and has never received a formal education. These skills are helping her better manage the money she receives from the World Food Programme as food support.

On her way to the learning centre, three times a week, she would pick up her friends, Fatimatou and Ruth. They share stories about their children, and their days are mostly spent on the farms. They are all excited when they arrive at the makeshift classroom. Its roof is a welcome shelter from the scorching sun of the Far North region and the encroaching Sahara Desert, but they are also eager to get on with the lessons.

Today, they continue a lesson on 'Counting and recognising numbers from one to ten'. After this lesson, they take another on 'Writing the sounds that form their names'. Kellou is thrilled to be able to write her name. "I feel like I own the name," she says. "It just gives me so much pride."

The literacy rate, especially for women in rural areas, is very low in Cameroon. Only half of the women in rural areas are literate, compared to 86 percent in urban areas. Equally, only 70 percent of women aged 15- 49 are literate in Cameroon compared to 83 percent of men. In regions like the Far North of Cameroon, where the literacy rate is

comparatively lower than in the other regions, many women often depend on men to help them access their mobile transfers, as this requires some basic digital knowledge to manipulate mobile phones.

WFP's digital learning and literacy programme empowers women like Kellou and Fadimatou with basic arithmetic, reading, writing, and accounting skills to help them manage the small businesses they have set up with the support of WFP. Fadimatou runs a small retail shop just at the entrance of the settlement site in Zamai that hosts about 300 internally displaced families with over 6,000 people. Her petty trade has grown since she settled in Zamai and started receiving WFP assistance in March of 2022.

"I make enough to feed my children and send them to school," Fadimatou says. Her pride is seeing her two daughters enrolled in the local primary school - an opportunity for an education she never had for herself. "We now learn together, and my kids help me at home, even the boys," she says with a bright smile. The mother of six says the opportunity to sit in a classroom, albeit in an informal setting, is the highlight of her adult life. She had expected many challenges, but thankfully, even the men in her community were helpful. "My husband has never stopped me from attending class," she says.

Another beneficiary of the literacy project is 41-year-old Ruth Zeinam in Mora. Before joining, Ruth could neither read nor write, but she took a chance on herself, and the outcome was gratifying. "I was the best student in my class," she says. Ruth can now read, write, perform basic arithmetic operations, sing the National Anthem, and manage her mobile money withdrawals. "I have become famous in Mora, and I assist my friends to buy food at WFP cash transfer retailer shops," she says. Ruth recounts that when she joined the programme, family and friends did not believe in her, "but I am happy I did not quit," she concludes.

WFP's Functional Literacy Project was developed as a pilot in crisis-affected areas, like the Far North Region, where about 75 percent of the population is illiterate. This initiative is part of addressing the root causes of hunger and malnutrition. The Functional Literacy initiative has empowered the first cohort of 303 women in assisted households in the East and Far North regions, providing practical skills to create and manage household budgets and the ability to use their phones for financial transactions.

The course programme is spread over four months and offers free classes of 2 hours daily and workshops on reading comprehension, writing skills, arithmetic, and critical thinking to beneficiaries. The Program also provided participants access to other resources, such as vocational training opportunities and job placement assistance.

Owing to the massive success of the pilot, WFP plans to replicate this innovative approach in other areas of its cash transfer interventions [1].

Programme performance

Strategic outcome 01: Crisis-affected populations including refugees, IDPs, returnees and host population in Cameroon have safe access to adequate and nutritious food during and in the aftermath of crises



851,668 people (91 percent of plan; **55 percent women**) were assisted with **31,962 metric tons of food** and **USD 13.1 million** for the **emergency response**



618,312 vulnerable people assisted through unconditional **food assistance (56 percent women)** with **29,514 metric tons of food** and **USD 12.4 million**



109,444 children aged 6 to 23 months assisted under malnutrition prevention with **specialised nutritious foods** and **fortified cereals**



69,732 primary school children received **school meals** in **103 schools**; **43 percent girls**



54,180 smallholder farmers assisted (**69 percent women**) to create community assets for **early recovery**

WFP continued to provide lifesaving food and nutrition assistance to the most vulnerable women, men, girls and boys affected by crises in Cameroon. Modalities of food assistance comprised in-kind and cash distributions to the targeted vulnerable populations (internally displaced persons, refugees and local host communities), complemented by preventive nutrition top-up to extremely vulnerable children aged 6-23 months, pregnant and breastfeeding women and girls (PBW/G), treatment of moderate acute malnutrition (MAM) for children aged 6-59 months and people living with HIV (PLHIV). WFP also provided meals to encourage primary school children in the East, Adamawa and Far North to enrol and stay in school. This package also included food assistance for asset creation to support communities in highly vulnerable areas recovering from crises and climate shocks. This strategic outcome received 65 percent of the needs-based plan funding requirement for 2023, with malnutrition prevention suffering the most, resulting in a reduction in the number and scale of interventions.

Under this strategic outcome, WFP reached 91 percent of its plan, representing 851,700 people in need (compared to 621,000 people in 2022), 55 percent of whom are women. Beneficiaries received a total of 33,000 mt of food and USD 13.1 million as cash and value voucher transfers in communities with functional markets. The percentage of people who received cash assistance increased from 23 percent in 2022 to 27 percent in 2023. WFP maintained the ration sizes applied since 2022 for both in-kind and cash assistance: 70 percent for refugees and 50 percent for IDPs and the local host population. The in-kind basket comprised of cereals, pulses, vegetable oil and salt. The different interventions and types of assistance implemented under this strategic outcome are outlined hereunder.

General food and cash assistance in Emergency

WFP provided unrestricted emergency humanitarian food assistance to 618,300 people who were made vulnerable by the protracted crises in the Adamawa, East, Far North, North, Northwest, and Southwest regions, 56 percent of whom were women. The number of people assisted under this intervention was 11 percent more than planned in the Country

Strategic Plan (CSP) 2022-2025 because of the increased WFP's assistance to people affected by sudden catastrophes under the rapid response mechanism. WFP supported over 71,800 individuals in the Far North Region affected by conflicts and floods, and 3,000 in the Southwest Region following floods and arson attack on a village by non-state armed groups. WFP also supported 86,600 farmers in the Adamawa Region to meet their nutritional requirements during the lean season. In addition, under nutrition-sensitive programming, WFP integrated 1,500 households with PLHIV (about 7,100 people) into food assistance in the Southwest Region. They received about USD 406,000 in cash transfers as a safety net to increase adherence to treatment. Under emergency unconditional food assistance, WFP distributed 29,500 mt of food and USD 12.4 million as unconditional cash transfers. The beneficiaries make up more than 73 percent of people assisted under strategic outcome 1. Almost 29 percent of beneficiaries received cash transfers compared to 27 percent in 2022.

Nutrition Support in Emergency

Another intervention under this strategic outcome is emergency nutrition support, mainly through the provision of specialized nutritious foods as a top-up to emergency food assistance to the most nutritional-vulnerable groups (children aged 6-23 months, PBW/G and treatment of moderate acute malnutrition among children and PLHIV. WFP provided 2,214 mt (of which 1,100 mt were specialized nutritious foods) to about 109,500 people (81 percent of the plan). The people served included 82 percent of children aged 6-23 months, 9 percent of PLHIV and 9 percent of PBW/G.

WFP implemented treatment of moderate acute malnutrition or wasting accompanied by systematic treatment (vaccinations, deworming, micronutrient supplementation) to moderately malnourished children until their nutritional status improved. WFP and partners supported 25,469 children suffering from MAM and registered a recovery rate of 90 percent. Similarly, WFP also provided a nutrition top-up to children aged 6-23 months and PBW/G in vulnerable households to increase their access to appropriate nutritious and healthy diets. Specialized nutritious foods (SNF) complemented the food assistance to cover the specific nutritional needs of children aged 6-23 months and PBW/G. Under this modality, WFP assisted more than 106,100 people (99,300 children and 6,800 PBW/G) in 49 health districts nationwide. Prevention of acute malnutrition or wasting is implemented with robust social behaviour change to support infant and young child feeding (IYCF) practices and maternal nutrition. WFP and community health workers reached about 90,000 parents and caregivers (15.8 percent men) with behaviour change sessions.

Additionally, WFP supported the Ministry of Public Health in implementing the nutrition assessment, counselling, and support (NACS) for almost 3,355 malnourished anti-retroviral treatment (ART) clients (67 percent women) in 10 treatment and care units in the Adamawa and East regions. Post-intervention monitoring results were above threshold levels: the nutritional recovery rate was 94 percent; mortality rate was 1.1 percent; default rate was 4.4 percent; and the non-response rate was 0.56 percent [1]. WFP partners conducted about 3,700 nutrition education sessions on appropriate feeding practices, food and personal hygiene, adherence to anti-retroviral treatment and medical appointments, and preparing and conserving SNFs. WFP partners conducted 480 culinary demonstrations using SNFs blended with local ingredients to prepare enriched porridge, with more than 5,300 persons (28 percent men) in attendance.

To avoid the relapse of people who graduated from the NACS program, WFP, in collaboration with the Ministry of Agriculture and implementing partners, provided livelihood support (technical assistance, farm inputs and equipment, financial management) to vulnerable ART clients grouped into cooperatives and village loans and savings associations (VLSA). In addition to the six cooperatives and 37 VLSA established in the previous years, WFP supported the creation of one new cooperative specialized in poultry and agriculture. Likewise, WFP financed the construction of three new drying areas for cassava and a storehouse for farm products. Conversely, two cooperatives supplied more than two mt of food (cassava flour, vegetables, maize, tomatoes, and onions) to schools under the school meals initiative. To further increase access to market opportunities, WFP supported the cooperatives' participation in a trade fair organised by the Ministry of Agriculture in the East region. The cooperatives and VLSA generated about USD 8,000 from selling their products, excluding what they consumed in 2023.

Finally, WFP, in collaboration with the Ministry of Public Health, also conducted refresher training for 17 psychosocial agents (82 percent female) with emphasis on the prevention of mother-to-child transmission of HIV (PMTCT) and comprehensive management of paediatric HIV. They, in turn, carried out 2,060 home visits to assess compliance with the recommended health, nutrition and hygiene practices. Of the 450 screened, 96 percent had a suppressed viral load. WFP and partners reinforced education sessions and close monitoring for the remaining four percent of cases. Similarly, WFP and partners trained 54 psychosocial agents and health personnel (74 percent female) on healthy nutrition practices for PLHIV.

School Meals Initiative

WFP provided school meals to 69,700 students in 103 primary schools in Cameroon under two school feeding modalities: school feeding in emergency and home-grown school feeding. In conflict-affected areas of the Far North, WFP worked closely with the Ministry of Basic Education to implement a school feeding in emergency program. This initiative provides nutritious meals to learners and encourages parents to bring their children to school. Through this

program, school children are enthused to stay in school, thus reducing dropout rates and increasing school retention rates. WFP monitoring in the Far North Region and data from the schools indicate that there was an overall retention rate of 91 percent (compared to 98 percent in 2022) and a grade graduation rate of 76 percent. Through this initiative, WFP provided hot meals to 61,400 learners (52 percent of the plan for this region) in 95 schools in the Far North, compared to 72,000 in 145 schools in this region in 2022 due to funding shortfalls across all programme areas. Meals comprised 50 grams of fortified rice and 30 grams of beans, prepared with vegetable oil and salt and locally sourced vegetables, spices and ingredients provided by parents and the community.

On the other hand, WFP continued to implement the Home-grown school feeding program in the East and Adamawa regions. In addition to improving the academic, health and nutrition outcomes of school-age children, it has helped to strengthen the resilience of communities while guaranteeing market access and financial inclusion for small farmers who supply the food items to the schools. WFP injected USD 70,000 into the economy through local producers who supply the food items to schools under the home-grown school feeding. The number of pupils assisted under the Home-grown school feeding increased from 2,800 in 2022 to 3,600 in 2023, proportionate to the number of pilot schools from six to eight. Nonetheless, the programme achieved only 28 percent of the Adamawa and East Regions plan because of funding issues. School meals vary based on locally available nutritious foods: in the Adamawa Region, lunch snacks consist of yoghurt, eggs, and bread made from enriched cassava flour, while in the East Region, they consist of cooked porridges, vegetables and pulses. Each food serving contains 541-650 kcal, a third of the required daily nutritional intake. WFP also provided beneficiary schools with non-food items such as kitchen utensils and serving dishes, plates, bowls and cutlery.

WFP did not implement school feeding activities in the Northwest and Southwest regions because of funding issues, access challenges and the fact that most schools are still closed (from 2017 when the crisis began).

Food assistance for asset creation for early recovery

Finally, WFP carried out food assistance for asset creation for early recovery in the Far North and North regions, which are prone to extreme climates. WFP assisted over 54,200 people (52 percent of the plan), with women making up 69 percent. In addition to providing them with food during days of labour (746 mt of food and USD 584,200 as value vouchers), WFP and its partners trained communities in farming techniques, compost production, water retention and conservation methods and provided them with tools to carry out these activities. Communities also planted leguminous trees to enrich the soil and serve as sheds and food for humans and animals when they mature.

To successfully implement these activities, WFP worked with 15 local and 8 international non-governmental organisations, regional and sub-regional delegations of government ministries, notably the Ministry of Agriculture and Rural Development, Ministry of Public Health, Ministry of Basic Education, Ministry of Livestock, and other decentralised technical services, as well as United Nations agencies.

To improve its performance and ensure that safe access to adequate and nutritious food is provided during and in the aftermath of crises, WFP applied some key learnings in 2023, including:

- Two months (double) distributions to remediate physical access, insecurity, and sudden lockdowns. It is also time-efficient in terms of monitoring and spread of supervision.
- Top-up supplementary feeding to children in assisted households improved monitoring of malnutrition situation in specific areas of intervention.
- For cash-based transfers, double verification through SCOPE and the financial service provider limited the number of failure cases.
- The use of remote monitoring between physical visits via telephone calls with community leaders, assisted people, and implementing partners. This approach facilitated timely feedback from partners, information sharing and quick problem resolution.
- The introduction of functional literacy lessons for people assisted through cash-based transfers to facilitate the use of their mobile phones to access their entitlements, thus reducing the risk of their entitlements being claimed by people they go to for assistance.
- Support the assisted population to form groups and produce food locally to diversify their food consumption and raise revenue for other needs.

WFP conducted post-distribution monitoring between May and June in all the regions where WFP operates. The analysis revealed that 83 percent of respondents were satisfied with the quantity and quality of food they received from WFP (compared to 82 percent in 2022). There was an improvement in dietary diversity as 65 percent of women aged 15-49 years attained a minimum dietary diversity, compared to 44 percent in October 2022. Similarly, 75 percent of respondents had an acceptable food consumption score, compared to 62 percent in 2022 (beneficiaries who receive cash had a better score of 78 percent, compared to 73 percent for in-kind beneficiaries). The results also showed an

improvement in the reduced coping strategy index (rCSI - measures stress level when exposed to food shortage) from 13 points in 2022 to 11.9 points in 2023. Overall, in 2023, 35 percent of beneficiary households have not adopted any negative coping strategies, however up to 20 percent of households in the Far North Region (compared to 15 percent in 2022) resort to negative actions to cope with shortages, including early marriages of girls under 16.

WFP integrated gender and age across Activity 1 by providing equitable access to food for the most vulnerable. Special efforts continue to be made by WFP and partners to ensure women are holders of ration cards and telephones to benefit directly from food assistance. Women are also increasingly involved in management committees at food distribution points. The presence of both women and men in complaints management teams helped to provide equal opportunities for men and women to come forth with any issues they may have. For further inclusivity, WFP worked alongside other vulnerable groups like people living with disabilities and people living with HIV, providing them with economic strengthening support and linking them to markets. During distributions, the elderly, pregnant women, people living with disabilities and people with young children are granted priority and served first. Messages are run continuously in local languages on the conduct of distributions, management of entitlements, management of packaging of commodities and other relevant messages on gender equality and protection issues. Assisted people are treated with dignity as all food distribution sites have shaded areas to shelter against sun or rain, availability of drinking water stations and availability of latrines.

WFP GENDER AND AGE MARKER

CSP ACTIVITY	GAM MONITORING CODE
Provide integrated food and nutritional assistance to crisis-affected populations to support their self-reliance and recovery needs	4 - Fully integrates gender and age
Provide integrated food and nutritional assistance to crisis-affected populations to support their self-reliance and recovery needs	4 - Fully integrates gender and age

Strategic outcome 02: Children 6-23 months, adolescent girls, pregnant and lactating women and other nutritionally vulnerable people in prioritized regions have improved nutrition status and resilience in line with national standards by 2026



153,513 children screened for **acute malnutrition**, with **3,673 children** identified as moderately or severely malnourished and **referred for treatment**



349 community health workers and health personnel were trained on **nutrition screening and management of children** suffering from malnutrition



35,100 people reached with social behavioural change messaging on **healthy eating practices, reproductive health and prevention of malnutrition**

About 29 percent of children in Cameroon suffer from stunting (1.2 million children) [1]. Stunting is more pronounced in children living in the four most vulnerable regions of Cameroon where rates are above the national average as well as above the World Health Organisation's 'very high' threshold: Adamawa (34.6 percent), East (37.3 percent), Far North (37.3 percent) and North (41.3 percent). The 2022 SMART SENS nutrition survey [2] in these four regions revealed that chronic malnutrition remains very worrying, with an alarming rate of 49.2 percent among internally displaced populations in the Far North Region. The nutritional status of children 6-59 months old is particularly critical in the Far North Region with acute malnutrition rates reaching eight percent among host populations and 10.1 percent among internally displaced populations, exceeding the 'very high' threshold of ten percent as defined by the WHO. Meanwhile, internally displaced populations in the Far North and the North have high rates of severe acute malnutrition, reaching 2.9 percent and 2.6 percent, respectively, exceeding the WHO emergency threshold of 2 percent. Additionally, the nutritional needs of adolescent girls and pregnant and breastfeeding women and girls (PBW/G) account for 56 percent of the household cost of a nutritious diet [3]. All these health concerns restrict the Government's efforts at sustainable development.

WFP, in its Country Strategic Plan (CSP) 2022-2025, planned to work alongside the Government to improve the nutritional status of prioritised populations (children aged 6-23 months, PBW/G and other vulnerable populations) and build their resilience and prevent malnutrition. However, WFP received less than 18 percent of the funding requirements for this strategic outcome, seriously limiting its intervention areas for this activity. Consequently, related activities were implemented only in the Far North Region in 2023.

WFP assisted PBW/G, providing them with the means to improve feeding practices and uptake of mother and child health care services, including prenatal and postnatal consultation, growth monitoring, and immunisation. A total of USD 182,000 in cash-based transfers (CBT) were distributed to 5,506 PBW/G in 2023. The cash assistance enabled them to register for the Ministry of Health's insurance programme which gives access to all prenatal and postnatal services for a reduced subscription fee of USD 10. The money also incentivised PBW/G to participate in social behaviour change for nutrition and other awareness-raising sessions. WFP monitoring in health areas supported by WFP's cash for nutrition assistance revealed that the number of women who subscribed to the health insurance programme increased by 32 percent within two months of the onset of the transfers. During the same period, women's participation in prenatal and postnatal consultations increased by over 27 percent in the target areas. Furthermore, about 35,100 women and girls participated in social behaviour change sessions, which focused on the causes of malnutrition, the importance of food diversification, appropriate feeding practices for PBW/G, reproductive health, and other mother and child health-related practices for preventing malnutrition among children, reducing the incidence of low birth weight, and overweight babies.

Together with other nutrition actors, WFP supported the Ministry of Public Health in strengthening the capacities of community health workers, health personnel, and caregivers to deliver better community-based malnutrition prevention interventions. WFP, in collaboration with cooperating partners, trained 275 community health workers (58 percent women) and 74 staff from health facilities and cooperating partner organisations to implement programme activities effectively. Training sessions covered diverse themes such as improved agricultural techniques, the technical itinerary of the crops to be produced, fish production, poultry farming, infant and young child feeding (IYCF), food processing and conservation, book-keeping, and management of village loans and savings associations (VLSA). These training sessions were carried out with the support of government technical specialists from the ministries of Agriculture, Livestock and Fishery, Women's Empowerment and the Family, and Public Health. The participants also received support in agricultural kits, including materials and seeds.

Furthermore, WFP continued to support the Government in setting up community platforms to promote local solutions for managing and preventing malnutrition. In 2023, WFP, in collaboration with cooperating partners, established five new community homes for nutritional rehabilitation called positive deviance homes in the Far North region. Through these homes, 1,900 children suffering from moderate acute malnutrition were enrolled for supplementation using locally available nutritious food blends. These homes also continuously educate partners and caretakers on appropriate nutrition and health practices. WFP and partners promoted healthy eating habits and created a support system for parents with children suffering from MAM.

The final intervention was to support the establishment of a functioning nutrition surveillance and referral systems in target communities. WFP partners screened through mid-upper arm circumference measurement of children aged 6-59 months every month. They proceeded to refer identified malnourished cases to appropriate management centres. A total of 153,500 children aged 6-59 months were screened for acute malnutrition, amongst which 3,670 identified as either moderately or severely malnourished were referred for management.

WFP GENDER AND AGE MARKER

CSP ACTIVITY	GAM MONITORING CODE
Provide an integrated nutrition package to beneficiaries including access to nutritious food, quality care, SBCC, and capacity strengthening	4 - Fully integrates gender and age

Strategic outcome 03: Food-insecure and climate-affected populations and smallholder farmers have enhanced livelihoods and resilience to shocks by 2026

FFA

19,214 people (61 percent women) were assisted via **food assistance** for **community asset creation**



39,350 trees on **90 hectares** of land; **11 water retention ponds**; **84 compost pits**; **330 energy-efficient stoves** were created as community assets



USD 69,000 paid to **small-scale producers** for **60,500 eggs**, **26,100 litres** of **yoghurt** and **2 metric tons** of **vegetables** and other food for school canteens

Smallholder farmers and communities emerging from conflict in the northern parts of the country continued to face challenges related to climate change, soil degradation, competitive demands on natural resources, post-harvest management, limited access to finance and markets and the rising cost of inputs. Very low investment in climate-smart agriculture also affects productivity and smallholder farmers' ability to meet their communities' increasing needs. Smallholder farmers produce over 80 percent of the food consumed locally, indicating their significant role in food security and socio-economic sustainability.

Therefore, WFP Cameroon implemented a resilience programme that integrated nutrition and climate-sensitive activities into its strategic outcome 3. WFP and cooperating partners supported 19,200 vulnerable people, including smallholder farmers (61 percent women) out of the 30,000 planned, in the Far North and North regions. WFP provided conditional food assistance (510 mt of food and USD 53,700 as value voucher transfers) for creating productive assets to strengthen their adaptation to climate change and resilience to shocks, build new value chains (sorghum, millet, vegetables, peanuts and maize), and facilitate market access for smallholder farmers, particularly women. The focus for 2023 (a continuation of 2022 initiatives) was to strengthen the adaptive capacities of vulnerable communities, including smallholders, to the adverse effects of climate change (drought, flooding, and soil degradation). This year, resilience activities were funded at 75 percent of the funding requirements. However, the implementation level was low for several reasons: most of the funding was received towards the end of the year, and there were some site access constraints during the rainy season that delayed implementation. Consequently, there was a reduction in the number of assets created and in the number of intervention zones. WFP prioritised the Far North and North regions because they are most affected by the effects of climate change.

Community groups composed of more than 60 percent local host population (the rest are refugees and, in some communities, IDPs and returnees) worked together to create and maintain the following assets: tree nurseries with about 22,500 seedlings; reforestation with 39,350 trees on 90 hectares of land (communities provided extra plants); irrigation canals to supply 16 ha of land; earth dykes to prevent soil erosion; 11 water retention ponds for agro-pastoral activities; 84 compost pits for compost production; 37 fish ponds; nine shallow wells for irrigating 18 hectares of market garden plots; solar-powered boreholes with water towers for irrigation; 330 improved energy-efficient stoves; small community drying areas (surface areas of 128 square metres) and storage warehouses with a capacity of 2 mt of food and a floor space of 50 m². The assets created have a multiplier effect by increasing access to nutritious foods, enhancing the ability of smallholder farmers to increase production, allowing households to boost their incomes through the sale of surplus food while reducing the impact of climate-related disasters.

The asset creation assistance program has also contributed to the implementation of the humanitarian peace development (HPD) Nexus, by including conflict sensitivity in its programmatic approach. The assets created or rehabilitated have helped to improve vulnerable communities' food security and resilience, while diversifying the livelihoods of small-scale farmers. The program has contributed to the reduction of conflicts between farmers and herders over the management of natural resources thanks to the assets created or restored. By working together to establish and maintain these assets, different community groups build trust and create informal bonds, thus strengthening social cohesion between host communities and displaced populations. Some groups have created sustainable collaborations through village savings, loan associations, and cooperatives. WFP makes sure localised understanding of social dynamics informs the decision of which groups to bring together to ensure inclusivity in line with the particular context. In communities where WFP implements activities, there were no reported conflicts over the use of natural resources (as is often the case between farmers and herders over land and water resources for farming and as fodder for animals).

To improve the technical capacity of smallholder farmers and diversified production, WFP, in collaboration with the Ministry of Agriculture and cooperating partners, trained more than 3,000 small-scale producers (60 percent women) on good agricultural practices and technical itineraries for vegetable and fish production, and 28 leaders of producers' cooperatives in post-harvest management techniques to reduce crop losses that generally occur between harvesting, transport and storage.

Additionally, WFP integrated small-scale producers into its Home-Grown School Feeding programme as food items suppliers in the East and Adamawa regions. They supplied school canteens with 60,500 eggs, 26,100 litres of yoghurt, and 2 mt of vegetables and other foodstuff from their gardens, valued at USD 69,000. The cash transferred to beneficiaries as WFP's cash-based transfer assistance has enabled some vulnerable women to develop small income-generating activities, increasing their progress towards self-sufficiency while strengthening their decision-making power over household expenditure.

To successfully implement activities, WFP collaborated with the International Fund for Agricultural Development (IFAD), two cooperating partners, local administrative authorities and decentralized government technical services of the Ministries of Agriculture, Livestock and Environment.

With the World Bank's financing facility and the collaboration of the Government of Cameroon, WFP received about USD 45 million in 2023 as part of the implementation of the Emergency Project to Combat the Food Crisis in Cameroon (PULCCA, in French). This financing will enable WFP to implement its resilience-building program for vulnerable communities in the Far North, Adamawa, East, North-West and South-West regions of Cameroon in 2024.

WFP GENDER AND AGE MARKER

CSP ACTIVITY	GAM MONITORING CODE
Provide livelihood support to targeted groups including through productive asset creation and regeneration, and value chain development	4 - Fully integrates gender and age

Strategic outcome 04: National institutions and partners have strengthened capacities to manage food and nutrition programmes and social protection systems by 2030



540 market monitors and **42 government officials** were trained on **price monitoring** and **digital data management** tools



WFP was major contributor to **formulating** and **testing a digital grievance redress mechanism** for the **national social registry**



WFP worked alongside the **Government** in **evidence-generation** through assessments: ENSAN, Cadre Harmonisé, FSMS, Market Monitoring, SABER and COHA

One of the key elements to building sustainable systems that work together towards achieving zero hunger (SDG2) is knowledge exchange and transfer of skills. Through this strategic objective, WFP implements activities with the Government and provides opportunities for capacity strengthening. WFP works through the WFP-Ministry of External Relations (MINREX, in French) working group under the tutelage of MINREX for collaborative decision-making. For a coordinated response, WFP and MINREX organised a weeklong stock-taking and planning workshop at the beginning of 2023 with 12 government ministries in attendance.

Throughout 2023, WFP organised workshops and exchange visits with line government ministries to improve their capacity in market monitoring, food security assessments, early warning systems, amongst other thematic areas. Among other joint initiatives, WFP is taking significant steps towards strengthening Cameroon's social protection system by investing in enhancing its shock-responsiveness to address poverty and vulnerability, which is one of the key focus areas within the Government of Cameroon's National Development Strategy 2020-2030 and articulated into the national social protection policy.

To further the country office's social protection objectives, WFP collaborated with two national institutions, the Ministry of Social Affairs (MINAS, in French) and the Ministry of Economy, Planning and Regional Development (MINEPAT, in French), to enhance their capacities at both national and regional levels. Despite a delay within MINAS in updating and implementing a roadmap for 2023, WFP successfully implemented most of its planned initiatives for strengthening social protection capacities. Due to limited resources and postponed negotiations for the provision of technical assistance, WFP was able to support only about 60 percent of the planned components of the social protection system, specifically in areas of policy and legislation; governance, capacity and coordination; platforms and infrastructure; engagement and communication; registration, and enrolment; and assessments and analysis.

Under its social protection portfolio, WFP shared its experience and expertise in scaling up cash-based transfers throughout the country, in particular in hard-to-reach locations, to support *Projet Filets Sociaux* [1] as it develops a pilot digital payment delivery system for the distribution of safety nets for its emergency and regular cash payments. WFP provides ongoing support to the Government to develop and operationalise a digital grievance redress mechanism for the national social registry. Furthermore, WFP, as the programmatic lead of the National Cash Working Group, contributes actively to improve coordination amongst cash actors, including leading the update of the minimum expenditure basket and associated transfer values, as well as market monitoring. WFP was also active in the social protection technical partners' working group and promoted effective programme implementation within the social protection system by encouraging information sharing, reducing duplication of efforts, and promoting resource efficiency.

WFP's support for social protection initiatives highlights the critical role of government-coordinated efforts and collaborative partnerships between agencies. WFP will continue to advocate within the Government and amongst partners to update and validate the National Social Protection Policy to improve coordination mechanisms with the aim of increasing efficiency and expanding coverage of social assistance. The successful development of a draft digital grievance redress module, and the effective dissemination of knowledge regarding the digitisation of social safety net payments are direct outcomes of strategic alignment with the visions of MINAS and MINEPAT for their social protection interventions. WFP's strategy focuses on strengthening institutional capacity to manage the strategic and operational components within a robust social protection system, with a specific focus on involving more social protection actors to develop and deliver shock-responsive social protection mechanisms.

On the other hand, based on the memorandum of understanding between WFP and the Ministry of Agriculture and Rural Development (MINADER, in French), WFP continued to support the Government in strengthening the collection, analysis and dissemination of data on food and nutritional security and markets, in order to improve the implementation of assistance programs for populations most vulnerable to food insecurity and malnutrition. WFP provided resources and technical support for the conduct of the Food Security Monitoring System (FSMS) survey, National Food Security and Nutrition Survey (ENSAN, in French). Technical assistance included the training of enumerators, population sampling, design of questionnaires, monitoring and quality control, data analysis and drafting of the reports. In addition, WFP supported in analysing data and elaborating the March and November 2023 *Cadre Harmonisé*.

Likewise, WFP and the Government, through MINADER, implemented a pilot project to strengthen the market monitoring system in the Adamawa, Far North and North regions, using a computerised system to collect data digitally using smartphones. WFP also provided MINADER's Direction of Agricultural Statistics and Surveys (DESA, in French) with one virtual dongle license for Geomagic software solutions, three Tableau licenses, thirty smartphones and thirty scales, and trained over 540 people on monthly price monitoring of 40 commodities in 30 markets. In February 2023, WFP organised a refresher training/capacity-building workshop for 42 MINADER staff in charge of supervising and collecting prices on data collection tools and data management.

In view of developing a national school feeding approach, WFP, upon the request of the Ministry of Basic Education (MINEDUB, in French) facilitated a Systems Approach for Better Education Results for School Feeding (SABER-SF) analysis in September 2023. This second SABER-SF exercise (the first was in 2016) demonstrated government's interest to develop, strengthen and sustain school feeding programmes. The draft report, which is being reviewed by the Minister shows that there has been some progress in three of the five categories analysed. Several bilateral consultations have taken place after the analysis process to discuss ways of addressing the weaknesses identified and enhance national capacities which will be consolidated in a capacity strengthening strategy.

The Government of Cameroon mandated the African Union Commission-led Cost of Hunger in Africa (COHA) study in Cameroon, with technical and financial support from WFP and the African Union Gender Observatory (AUGO). The Government, under the Prime Minister's Office, created a COHA Coordination structure involving over a dozen ministries and nominated a multisectoral National Implementation Team (NIT) and WFP engaged a consultant to monitor COHA activities. The consultant facilitated three workshops for the entire NIT on COHA methodology. Data collection was almost completed by the end of 2023, and the Government will use the data generated in the next sectoral and national reviews of the implementation of the National Development Strategy (NDS30).

Finally, under the South-South Cooperation, the country director led a four-day study tour and policy dialogue exchange to Centre of Excellence China with representatives from four government ministries. The exchanges focused on developing resilient food systems, improving market access for smallholder farmers and capacity strengthening and policy dialogue to support smallholder farmers through technology and expert exchanges. To further support the capacities of national institutions, WFP supporting the travel of two members of the Cameroonian delegation to the United Nations Food Systems Summit and Stocktaking Moment in Rome.

For this strategic outcome, WFP utilised multilateral funds, mostly carryover funds from 2022 to provide technical assistance to the Government. Resource mobilisation for capacity strengthening of national institutions remains a challenge, only 12 percent of the funding requirement was resourced in 2023, thus severely limiting WFP's response capacity.

WFP GENDER AND AGE MARKER

CSP ACTIVITY	GAM MONITORING CODE
Provide capacity strengthening to national institutions and partners on the management of food and nutrition programmes, social protection, emergency preparedness and response, disaster management and supply chain services	1 - Partially integrates gender and age

Strategic outcome 05: The government, humanitarian and development partners in Cameroon can reach vulnerable populations and respond to emergencies throughout the year



2.5 million long-lasting mosquito nets (of 2.7 million planned) stored and transported to **341 health areas** in the northwest and southwest regions



16,302 metric tons of commodities (pulses, rice, salt and sorghum) purchased locally for **USD 5 million**



78,133 metric tons of mixed commodities received; **51,356 metric tons** for GCMF. **78,439 metric tons** sent to Cameroon, CAR, Chad and Congo-Brazzaville



11,000 metric tons of commodities for **Sudanese Refugee Response** in Chad transported from GCMF hubs in Douala and Maroua

A combination of the increased levels of sophistication, the rising number of security incidents and the poor state of roads seriously hampered humanitarian access to people in need. The increase in the pump price of fuel from February 2023 (15.9 percent for premium gas and 25.2 percent for gasoline) further aggravated the situation as transporters raised their prices, some to as high as 80 percent above previously agreed rates. Physical access to Logone et Chari Division (Far North Region) is daunting, and humanitarian organisations require armed escort to move from Maroua (the capital city of the region) to Logone et Chari or fly into N'Djamena (Chad) and cross the border by road. This administrative division hosts 249,000 people in need (the highest in the region), comprising 160,000 internally displaced persons, 60,000 Nigerian and Chad refugees and 29,000 returnees. On the other hand, two divisions were mostly cut off during the year in the Northwest due to movement restrictions imposed by non-state armed groups. WFP operated in only three out of the six divisions in the Southwest Region because of security concerns and physical access impediments. Heavy rains constitute another layer of concern in most crisis-affected regions and slow down WFP operations.

Consequently, under strategic outcome 5, WFP was committed to ensuring that commodities and assistance reach people in need in a timely and safe manner. WFP's United Nations Humanitarian Air Service (UNHAS) resumed operations, facilitating physical access to the Far North region and Chad. At the same time, WFP worked with transporters to improve their ability to negotiate access and transport food to remote and isolated locations. Throughout 2023, WFP leaned on its comparative advantage in supply chain management to provide expert services to the Government, United Nations, and other partners to achieve their objectives. In September 2023, the meetings of the Supply and Logistics Working Group resumed, reinforcing WFP's leadership position as the main provider of supply chain services to the humanitarian community. To improve humanitarian access, WFP continued to provide essential air services to ensure a reliable link between Cameroon's capital (Yaounde) and the northern regions, including a direct link to N'Djamena (Chad). UNHAS operated a Beechcraft 1900D 19-seater aircraft and resumed flights in May 2023 after almost a year of being grounded due to restrictions imposed by the Cameroon Civil Aviation Authority. UNHAS flies from its base in Yaounde to Maroua and N'Djamena (also serving Kousseri) three days a week while continuing advocacy efforts with the Government for access resumption to the Northwest and Southwest regions. From May to December 2023, UNHAS transported 1,311 passengers from 41 organisations and 2.2 mt of cargo on 102 regular flights and three chartered flights and completed one medical evacuation. UNHAS maintained its traditional donor pool, and funding was available and matched the operation's needs in 2023, given that flights resumed in May and some money was carried over from 2022. UNHAS partner organisations included 18 United Nations agencies, 39 local and international non-governmental organisations (including the Red Cross), 14 diplomatic missions, and associated agencies.

On the other hand, following the multi-year agreement with the Government for the transportation of long-lasting mosquito nets under the MILDA [1] project, WFP stored, transported, and delivered over 47,000 bales (2.5 million mosquito nets out of 2.7 million expected) to almost 341 health areas in the Northwest and Southwest regions in 2023,

mainly over very difficult roads amidst heightened insecurity. For transparency and accountability, WFP designed a dashboard that provided real-time and accurate information to the Government on the progress of deliveries. Likewise, in preparation for the implementation of the Africa CDC's cold chain project, a WFP headquarters mission visited the country and held meetings with officials of the Ministry of Public Health to discuss and elaborate on the content of a workshop on thermo-sensitive logistics to be provided during the first quarter of 2024.

WFP supports the humanitarian and development response in Cameroon by providing on-demand logistics services on a cost-recovery basis to partners in need. WFP continued to provide a fit-for-purpose warehouse to the International Organisation for Migrations (IOM) and the International Committee of the Red Cross (ICRC), with a total capacity of 740 m² of storage space within WFP's logistics base in Maroua. The service also included stock management of more than 490 m³ of commodities for both partners.

Additionally, WFP's Douala Corridor serves as a regional hub for commodities destined for the Global Commodity Management Facility (GCMF), for Cameroon program activities and neighbouring countries like Chad and the Central African Republic. With two logistic hubs in Douala and Maroua and eight warehouses across the country, WFP has a warehouse storage capacity of 62,000 mt. More than 78,130 mt of food were received through the Douala Corridor in 2023, including 51,400 mt for GCMF. About 78,400 mt were dispatched to Cameroon, the Central African Republic, Chad, and Congo [2]. The Douala Corridor also served as a transit for food for Sudanese refugees in Chad following the crises that began in April 2023. About 11,000 mt of food (pulses, rice, sorghum, specialised nutritious foods, and vegetable oil) were transported from Douala and Maroua to Chad.

Furthermore, in 2023, WFP locally procured over 16,300 mt of beans (2,047 mt), rice (9,360 mt), iodised salt (2,447 mt) and sorghum (2,448 mt), injecting more than USD 5 million into the local economy to support local operations as well as operations in Chad (for the Chad country office and the Sudan refugee crisis) and the Central African Republic.

Finally, due to increasing security concerns, including instances of food diversion by non-state armed groups, WFP held several training sessions with transporters in the Northwest and Southwest regions to strengthen their capacities to negotiate access, mitigate risks, and manage incidents when they occur. The WFP security team also holds weekly meetings with all transporters in these regions for information sharing and risk management. With the increase in transport rates, it was challenging for individual organisations to negotiate rates. Consequently, some humanitarian organisations came together to develop a common approach to the market to obtain better rates under the Supply and Logistics Working Group towards the end of the year.

In terms of funding, strategic outcome 5 received 80 percent of its funding requirements, with UNHAS being funded at 67 percent (including contributions received in December and carried forward to 2024), with 57 percent available in 2023.

WFP GENDER AND AGE MARKER

CSP ACTIVITY	GAM MONITORING CODE
Provide UNHAS to the Government, humanitarian partners	N/A

Cross-cutting results

Gender equality and women's empowerment

Improved gender equality and women's empowerment among WFP-assisted population

Cameroonian women and girls face discriminatory patriarchal practices that limit their access to productive resources (land, energy, technology, credit, and farm inputs). Because of the long hours devoted to their reproductive role and household chores, women have less access to training, information, social protection and socio-economic opportunities. To further compound these challenges, underfunded crises take away attention from gender and protection matters, therefore widening pre-existing equality gaps. Despite collective efforts by partners in the humanitarian sector, gender inequality remains one of the main contributors to food insecurity and the disproportionate rates at which women and girls are affected by gender-based violence in different spheres. Gender disparities vary across different geographical regions, but overall, women in rural areas and crisis-affected regions are more affected, as they face more structural barriers and social norms which hinder their access to services, resources, and opportunities. Women in rural areas also carry a disproportionate share of unpaid care and domestic work and are often excluded from participation and leadership in rural public life.

According to UN Women [1], the country's political, economic, and social environment is conducive to gender equality and the advancement of women's empowerment. The Government has demonstrated its commitment towards gender equality by signing most international and regional agreements on protecting and promoting women's rights. Efforts to advance the national agenda on gender equality (as outlined in the 2020-2030 National Development Strategy) face several challenges, including low dedicated financial and human resources, data gaps, patriarchy, harmful norms and increasing humanitarian needs. As a partner of the policy engagement, WFP aligned its activities with Cameroon's Gender Strategy (draft), the National Development Strategy and WFP's Gender Equality Policy (2022), which adopt gender transformative and mainstreaming approaches.

WFP country office, with the support of gender experts from the regional bureau, developed a Gender Action Plan which, even though still in draft form, has enabled the country office to make significant progress in delivering gender-responsive food assistance and nutrition support to the people it serves, especially women and girls (who constituted more than 55 percent), who are more affected by food insecurity and malnutrition. WFP also developed a guidance document for implementing partners, government stakeholders and all stakeholders involved in the Emergency Project to Combat the Food Crisis in Cameroon (PULCCA, in French). The guidance includes specific activities to promote women's participation and protection of women and girls.

WFP recognises that women's empowerment is pivotal to achieving Sustainable Development Goal (SDG) 2 (Zero Hunger). Evidence from post-distribution monitoring in 2023 shows that in 47 percent of the interviewed households (compared to 44 percent in 2022), women made decisions on using the assistance received by WFP. On the other hand, women and men jointly made the decisions in 31 percent of households, while solely men made these decisions in 22 percent of households. These statistics show the substantial role of women in household food choices and the imperative for inclusive approaches and empowering women to enhance food and nutrition security.

WFP and its partners enhanced women's economic empowerment by training them in income-generating activities and supporting their access to financial services and markets. WFP and its partners trained more than 2,650 women in livestock management, food processing and creating improved and energy-saving stoves. WFP also trained 350 women in functional literacy to bridge the digital financial inclusion gap and enable them to access and manage their entitlements (cash-based transfers).

Furthermore, WFP conducted protection risk analyses and consulted with different beneficiary groups, including women of different ages, to understand the protection risks and develop effective communication with communities' approaches while ensuring that assistance benefits both women and men. Statistics from the school feeding programme in 2023 showed a significant drop in the number of girls between the ages of 11 and 17 in the programme. Therefore, the country office is prioritising schools with an enrolment rate of less than 30 percent girls to promote girls' education in the affected regions. WFP is also planning to develop a national girls' education strategy in collaboration with the Ministry of Basic Education (MINEDUB, in French) to advocate for girls' education in the country.

Gender-based violence (GBV) and sexual exploitation and abuse, mainly directed at women, remain an issue in the regions where WFP operates. WFP supported the prevention and response to GBV by strengthening the capacities and coordination of its staff and partners and by providing safe and dignified food assistance and nutrition support to GBV survivors and those at risk. WFP, in partnership with the Ministry of Women's Empowerment and the Family, United Nations agencies, and civil society organisations, supported the Government's efforts to develop a law that criminalises GBV. Furthermore, with support from WFP headquarters and the regional bureau, the country office trained 12 WFP cooperating partners and 90 WFP staff as part of Cameroon's Protection from Sexual Exploitation and Abuse capacity strengthening.

Finally, WFP continued with monthly meetings with its partners and conducted several trainings for cooperating partners, hotline staff and government counterparts on gender equality and women's empowerment. The sessions aimed to improve the government's and partners' ability to mainstream gender equality and women's economic empowerment in various activities.

Protection and accountability to affected populations

Affected populations are able to benefit from WFP programmes in a manner that ensures and promotes their safety, dignity and integrity. Affected populations are able to hold WFP and partners accountable for meeting their hunger needs in a manner that reflects their views and preferences

2023 was characterised by a gradual deterioration of the protection situation in the Far North, Southwest and Northwest regions with recurrent protection issues such as property/goods destruction, inter-communal clashes, extortion, physical assaults, and lack of civil documentation. Attacks on internally displaced persons (IDP) sites by non-state armed groups (NSAGs), floods and intercommunal clashes triggered further internal displacements of 69,300 people, coupled with an influx of almost 10,700 Nigerian refugees in the Far North from January to August 2023 [1]. Security monitoring results revealed more than 3,700 security incidents in the far north, northwest, and southwest in 2023 [2], an increase of more than 142 percent compared to 2022 (1,530 incidents). Most of these incidents were perpetrated by armed groups, and most of the victims were civilians. Internal divisions and power struggles within the NSAGs led to almost 900 priority protection incidents by August 2023 [3].

WFP, however, made significant progress in integrating protection and Accountability to Affected Populations (AAP) in its operations under its Protection and AAP Strategy (2022-2026). For informed decision-making, WFP conducted protection risk assessments, implemented mitigation measures, supported partnership activities, monitored results, and built capacities and partnerships for protection and AAP.

First, the Country Office conducted protection and AAP participatory consultation sessions with at-risk people (grouped by gender, age group, ethnicity, religion, and ability) and partners in the Far North with the support of the WFP Headquarters and Regional Bureau. These consultations were conducted within a protection risk analysis exercise between May and June 2023. The analysis revealed 11 protection risks related to safety and dignity, avoiding causing harm, access to assistance, accountability, participation, and empowerment. The study also identified the protection and AAP needs, preferences of the population, gaps and challenges, and recommendations for WFP and its partners. WFP used the report to inform the design, implementation, and monitoring of its interventions in the country. The country office rolled out the consultations to the other crisis-affected regions, and data analysis is ongoing.

WFP mainstreamed Protection and AAP in programme design, implementation, and monitoring by considering the beneficiaries' protection and AAP needs and preferences and staying in line with protection and AAP indicators and standards. To achieve this, WFP Cameroon conducted a post-distribution monitoring (PDM) survey and focus group discussions with people served to collect feedback and assess satisfaction and outcomes on the quality, quantity, modality, timeliness and safety of the food and cash assistance. The survey results revealed no safety concerns for 94.5 percent of people served, 98.9 percent declared that WFP partners treated them respectfully, and 96.3 percent said they experienced no barriers to accessing assistance. From focus group discussions (including people who do not benefit from WFP assistance), about 85 percent of respondents declared that WFP provided them with information about prevention of sexual exploitation and abuse (PSEA).

To uphold the UN's Zero tolerance to sexual abuse, WFP implemented several activities to mitigate the identified protection risks (including PSEA, data protection and privacy-related risks) and prevent unintended negative consequences of its interventions. WFP ensured that food distribution points were located in safe and accessible areas and scheduled distributions to allow enough time for the beneficiaries to return home safely before dark; people were informed about their entitlements and modalities of assistance; people with disabilities, the elderly, pregnant and breastfeeding women and girls were given priority at distribution points, entitlements were appropriately packaged for ease of transportation, and beneficiaries who missed their entitlements were contacted and reminded to collect them.

WFP also trained staff and partners on PSEA and data protection and privacy; communication with communities included information about beneficiaries' rights and responsibilities and how to access feedback mechanisms such as the WFP hotline, the PSEA focal points and the inter-agency community-based complaint mechanism.

Furthermore, WFP chairs the AAP Working Group and co-chairs the PSEA Task Force at the country level. As Chair of the AAP working group, WFP facilitated monthly meetings with 31 humanitarian organisations. WFP also led the completion and implementation of the joint AAP work plan. The collective effort included the development of training of trainer's modules on AAP and PSEA, the joint rollout plan of the PSEA community-based complaints mechanisms, designing an AAP leadership structure for the regions and the development of a capacity strengthening plan for newly appointed

AAP leaders at the regional level.

Similarly, as co-chairs of the AAP working group, WFP and the United Nations Office for the Coordination of Humanitarian Affairs (OCHA) mapped functional community feedback mechanisms at the country level anchored on inclusivity and accessibility. WFP also led successful fundraising initiatives for the AAP working group and extended the use of its toll-free line to other humanitarian organisations.

WFP's progress in integrating protection and AAP in its operations demonstrates its capacity to deliver safe, dignified, and respectful food assistance and nutrition support to people in need, especially the most at-risk and marginalised groups (women, children, elderly, people with disabilities and minorities). WFP ensured that the people it served had access to information, feedback and complaint mechanisms, participation, and empowerment opportunities. All that was achieved through working alongside partners to address multiple protection, AAP and PSEA challenges experienced by vulnerable populations. WFP will continue to work with its staff, partners, and stakeholders to improve its protection, AAP and PSEA performance and to address protection and AAP gaps and challenges. WFP will also continue learning from experience and best practices and sharing knowledge and evidence with the humanitarian community.

Finally, WFP reinforced its community complaint and feedback (CFM) systems by establishing a CFM working group and an internal CFM Taskforce. Through training sessions, WFP also strengthened Community Complaints Management Committees (CMCs) to serve as the first line of CFM systems and remain accessible to diverse people. CMCs experienced a 13.2 percent increase in solicitations by the third quarter, surpassing the use of the toll-free hotline. The overall resolution rate across all six CFM channels [4] in 2023 was 94 percent, with an average resolution time of 4.2 days, compared to 90 percent and 4.7 days in 2022.

Environmental sustainability

Targeted communities benefit from WFP programmes in a manner that does not harm the environment

Environmental and Social Safeguards Framework (ESSF)

Despite Cameroon's rich potential in terms of natural resource endowments, the effects of climate change threaten the country's development and pose a challenge to improving the resilience of vulnerable communities. About 9 percent of the population live in drought-affected areas and are subject to extreme weather conditions including heavy prolonged rains that lead to floods. Long periods of debilitating droughts increase soil erosion and infertility. These conditions put the population at greater risk of increased poverty and hunger, especially in the semi-arid North and Far North regions. Over-exploitation of its natural resources, both renewable and non-renewable, to satisfy the increasingly abusive consumption of human beings is another issue.

The main consequences of these environmental challenges include climate related shocks, pollution, deforestation, soil degradation, watershed degradation, inconsistent hydrological regimes, and waste management. Furthermore, the influx of displaced persons increases human activity and pressure on existing resources, aggravating food insecurity and vulnerabilities.

In 2023, WFP supported vulnerable communities in the Far North and North regions to reduce and adapt to the effects of climate change. WFP supported community-created sustainable water management and conservation assets, such as stone lines, shallow wells, and solar-powered boreholes. By planting leguminous trees adapted to arid environments and promoting the production and use of compost, communities reduced their reliance on inorganic fertilisers that further degrade the soil's fertility.

Likewise, the Country Office stepped up efforts to safeguard its programmes from causing harm to the environment by integrating environmentally conscious actions in programming. During distributions, WFP and partners carry out awareness-raising sensitisations on re-purposing packaging from distributed products. Community mobilisers constructed shades around waiting areas during distributions with used bags and containers; plastic oil containers served as reservoirs for water, oil, other liquids, and grains; aluminium containers were used as reservoirs for roofing and to make kitchen gadgets like graters and pots. However, WFP did not screen any field-level agreements (FLAs) with partners for environmental and social risks.

WFP conducted a comprehensive climate analysis in April 2023 covering 43 years from 1979 to 2022 in the semi-arid Far North and North regions. These regions have displayed relatively unpredictable rainfall patterns, posing a high risk to rain-dependent agricultural activities. This underscores the need for proactive planning to mitigate the impact of fluctuating rainfall on worsening food and nutrition insecurity, particularly affecting the natural resilience of crops. This study is informing plans for introducing some innovative responses to disaster risk preparedness management, such as climate insurance for smallholder farmers.

Finally, regarding social responsibility safeguards, WFP requires that all vendor requests include proof of national Social Insurance Fund registration for their permanent staff. WFP immediately acts (up to the dissolution of the agreement if the issue persists) when a partner is not treating their staff fairly.

Environmental Management System (EMS)

Further efforts to promote eco-friendly and resource-efficient actions in WFP offices include:

- WFP contracted a consulting firm to conduct an energy audit and provide recommendations for renewable energy sources, such as the implementation of solar systems in all its offices. Plans are underway to implement the recommendations, and WFP engineers have assessed the maintainability level of existing solar panel systems in all the field offices for improvements.

- Furthermore, to optimize energy consumption while reducing pollution effects on the environment, WFP carried out an assessment of existing electrical generators to ensure that they were fit for purpose, energy-efficient, and environmentally friendly. Consequently, one generator has already been replaced, and others are being procured.
- WFP also engaged in best practices for the strict execution of operational-based maintenance with respect to the frequency of failure and the depreciation factor of the generators, optimal maintenance cycles have been predefined and monitored.
- With regards to sustainable procurement, when meeting its needs in terms of services, goods, and work, WFP considers not only achieving the best value for money but also promoting positive change for the economy, environment, and society. For the purchase of non-food items, WFP encourages the use of certified sustainable materials by favouring procurement from establishments with long-term agreements. For wood furniture, WFP requires proof of wood certification, while construction vendors must submit an environmental and health safety plan as part of the tender documents.
- On the other hand, purchasing food commodities for WFP operations locally is not only good for the local economy, but also for the environment. Indeed, importing food and transporting it to food distribution points leaves a larger carbon footprint than buying locally. In addition, given the challenges of handling used plastic bottles, the country office has opted to purchase of drinking water in recyclable 20 litre containers.
- Additionally, to reduce paper waste, WFP outsourced printing and copying services, which have resulted in a 60 percent reduction in printed pages from about 10,000 pages monthly to 4,000 pages. A knock-on effect of printing outsourcing has been a reduction in electricity consumption because the printing machines are more energy efficient and multi-functional. This measure reinforces the mandatory use of online resources for most requests and electronic signatures, except in cases where pen-to-paper signatures are required.
- Similarly, at the level of fleet management, WFP adopted the following: reducing staff travel to mainly essential travels; promoting online meetings for spatially displaced teams; grouped meetings for people in the same office; consistent logging and monitoring of vehicle use to improve efficiency; routine vehicle maintenance and repairs according to manufacturer's recommendations and WFP corporate standards; route optimization and combining trips for close locations.
- Finally, other practices that had been incorporated into the office routine include preference for energy-efficient construction materials, cleaning materials, bulbs, and office equipment.

Nutrition integration

Communities, households and individuals supported by WFP are able to meet their nutritional needs and protect their nutrition status in the face of shocks and long-term stressors, through an effective combination of fortified food, specialized nutritious products and actions to support diet diversification

WFP refined its geographical and household targeting approach, focusing on food security and nutrition vulnerabilities to inform effective programme integration. WFP, therefore, integrated key nutrition indicators into household targeting and food security assessments, notably for emergency food assistance and resilience-building activities. This action permitted the identification of households with nutritionally vulnerable people, such as children aged 6-23 months, pregnant and breastfeeding women and girls (PBW/G), and people living with HIV needing special nutrition assistance.

Consequently, all WFP food assistance activities intentionally targeted malnutrition prevention and treatment. Based on targeting and assessments, WFP designed tailored nutrition interventions to improve the diets of the most at-risk groups and people facing shocks. In 2023, WFP used a systems approach, integrating nutrition as a cross-cutting intervention in existing WFP and partners' interventions. As such, WFP carried out nutrition activities within emergency food assistance, food assistance for assets, school meals, and support to smallholder farmers to enhance access to healthy and nutritious diets.

To meet the specific needs of nutritionally vulnerable groups, WFP provided children aged 6-23 months and PBW/G in vulnerable households with a nutrition top-up in kind or as cash transfers. This top-up package also comprised social behaviour change sessions on healthy nutrition and hygiene practices, routine screening of children for early detection of stunting and referral of malnourished cases to health centres for adequate clinical support.

WFP and its partners implemented social behaviour change communication across all its food assistance programmes to integrate nutrition further and instil healthy feeding habits in people served. The nutrition messages focused on addressing mother and child health, dietary diversity, and support to vulnerable households on possible options for initiating livelihoods or income generation activities that can assist in generating predictable incomes and enable them to improve their finances and nutritional status.

Finally, WFP initiated a rice fortification project for school meals to give children the nutrients they need to be efficient learners while keeping them safe from anaemia [1]. In 2023, WFP fortified 955 mt of rice.

The main challenges to nutrition-sensitive programming and integration are under-funding, insufficient data on food security, and nutrition vulnerability to support appropriately integrated geographical and household targeting.

Partnerships

In 2023, WFP continued to position itself as a partner of choice, strengthening partnerships with the Government of Cameroon, other United Nations agencies, international financial institutions (IFIs), the private sector, and non-governmental organisations (NGOs). Enhanced partnerships allowed WFP to complement national efforts to achieve Sustainable Development Goals (SDG) 2 (Zero Hunger) and 17 (Partnerships for Sustainable Development). This was despite a challenging operational context with worsening insecurity, deteriorating food and nutrition security, increased frequency and severity of the effects of climate change on the one hand, and sharply declining funding for humanitarian response on the other hand, with the country's crises largely forgotten, neglected, and under-reported [1].

WFP continued to expand its partnership with the Government at various levels as a technical advisor and implementing partner. The signing of the agreement between the Government and WFP for the World Bank-sourced Cameroon Emergency Food Crisis Response Project (PULCCA, in French) represents a milestone in this partnership. Through this agreement, WFP received multi-year funding of USD 45 million for resilience-building activities from 2023-2025. WFP continues to support the Ministry of Basic Education in preparing for the second phase of the multi-partner Project for Education in Priority Zones (PASZEP, in French) through an environmental and social impact assessment.

WFP coordinated with the Government through the inter-sectoral working group co-led with the Ministry of External Relations (MINREX, in French) to ensure good collaboration and enhance information sharing. Constant engagements and information sharing with the MINREX helped to streamline and expedite the processing of flight clearances for the United Nations Humanitarian Air Service (UNHAS) by the Government and the Cameroon Civil Aviation Authority. Through its Directorate of United Nations and Decentralized Cooperation, the Ministry also supported WFP's South-South and Triangular Cooperation (SSTC) efforts, including the drafting of the SSTC strategy as well as SSTC missions to China and Senegal involving nine government officials. The exchange visits allowed the government officials to exchange knowledge and information on various technical areas to promote agricultural production, food transformation, and social protection. The visit to China also allowed government officials to appreciate how the Home-Grown School Feeding Programme can foster agriculture value chains through smallholder support and local food procurement for school meals.

WFP maintained a close working relationship with the Ministry of Economy, Planning and Regional Development on its emergency response programming, provided technical assistance to the World Bank-funded Social Safety Nets Project (SSNP) [2], and supported the Ministry of Social Affairs in developing the Unified Social Registry (RESUC, in French) for capturing the most vulnerable households eligible for social assistance. WFP further supported the Government in designing and operationalising a grievance redress mechanism for the RESUC, with plans to pilot the system soon.

WFP sustained vital partnerships with government ministries to address the nutrition challenges the country is facing. With the Ministry of Public Health, WFP implemented the nutrition assessment, counselling, and support programme, supporting nearly 3,000 malnourished anti-retroviral treatment (ART) clients in the Adamawa and East regions and training psychosocial agents and health personnel in promoting healthy nutrition practices among people living with HIV. Additionally, in collaboration with the Ministry of Agriculture and Rural Development, WFP provided livelihood support to vulnerable ART clients through cooperatives, village loans, and savings associations. WFP collaborated with the Ministry of Basic Education to implement a school feeding in emergency programme in the Far North, providing meals to thousands of children each time they attended school.

WFP has maintained a strong and close relationship with its donors through multilateral and bilateral briefing meetings to share information. In addition, WFP facilitated 17 field visits with donors in all the six crisis-affected regions where WFP has operations, allowing donors to witness the impact of their support in the lives of the people WFP serves and to provide feedback and recommendations on WFP's programmes.

WFP vigorously pursued partnerships with the private sector to diversify the resource base and leverage private sector platforms (such as digital payment platforms and insurance products) that could be used to support programme implementation. Key partnerships were formed with a local bank (Commercial Bank of Cameroon) for women empowerment activities and a US-based food company (Cargill) to implement multipurpose cash-based transfers and resilience interventions for vulnerable populations.

WFP remains thankful to the Government, donors and other partners for the continued collaboration and support towards its operations in Cameroon to address the food and nutrition needs of the families most in need.

Focus on localization

To enhance partnership opportunities for local organisations, 91 organisations created profiles on the United Nations partner portal and expressed their interest in working with WFP in 2023. This represents a 56 percent increase from 2022. Furthermore, WFP signed 39 field-level agreements with 16 NGOs (12 national and four international) to deliver lifesaving and life-changing assistance and monitor WFP activities. WFP also signed tripartite agreements with the United Nations High Commissioner for Refugees (UNHCR) and Plan International in the Adamawa, East and Far North regions for effective coordination of food distribution to refugees. Additionally, WFP partnered with '*Première Urgence Internationale*' and Action Against Hunger under the rapid response mechanism in the Far North.

Additionally, WFP worked towards bridging the capacities of local organizations through training sessions on administrative and financial processes, project management (including cross-cutting areas like gender, accountability to affected population and protection) and implementation of WFP activities. WFP holds weekly security meetings with local partners and transporters to share best practices and discuss access issues. WFP developed a work plan with the Cameroonian Humanitarian Organisations Initiative (CHOI), a consortium of local humanitarian NGOs and supported with office equipment, to enable them to strengthen the capacities of the member organisations.

Focus on UN inter-agency collaboration

WFP maintained close collaboration with other United Nations agencies in operationalising the humanitarian development and peace (HDP) nexus within the different coordination working groups and clusters. WFP chaired the United Nations Sustainable Development Cooperation Framework (UNSDCF) Monitoring and Evaluation Working Group, the National Cash Working Group, and the Food Security Clusters. It also co-chaired the UNDSCF results group 4 (healthy environment, sustainable management of environmental resources, and resilience to shocks) and the Prevention of Sexual Exploitation and Abuse (PSEA) working group.

Under the One UN approach, WFP engaged several United Nations agencies to jointly mobilize resources from IFIs, government and innovative financing mechanisms. Under the multi-year program to strengthen the education system in Cameroon (2022-2025) financed by Education Cannot Wait (ECW), WFP is a major player (through the school meals programme) in the implementation of joint projects with other agencies such as the United Nations Children's Fund (UNICEF), the United Nations Educational, Scientific and Cultural Organization (UNESCO), UNHCR as well as international NGOs such as the Norwegian Refugee Council (NRC) and Plan International. WFP also initiated downstream activities for implementing a joint project with the United Nations Industrial Development Organization (UNIDO) on value chain development, including food transformation. Partnerships with other United Nations agencies and joint resource mobilization efforts laid a solid groundwork for promoting climate change mitigation and adaptation initiatives, disaster risk management, and advocating policy on disaster management with the Government.

To further the Nexus approach, WFP continued its longstanding collaboration with UNHCR to coordinate refugee response (targeting, assistance, and monitoring). The two agencies reviewed the draft resilience strategy, which is at final approval stage. Additionally, WFP collaborated with the International Organisation for Migration (IOM) and the Government to develop a joint plan (draft) for assistance to the Disarmament, Demobilisation and Reintegration (DDR) centres around the country.

Financial Overview

The operational context in Cameroon is fast evolving, and humanitarian needs have been steadily increasing since 2019. And yet, limited and/or earmarked funding undermines WFP's capacity to provide life-saving assistance and be flexible and adaptive in the responses while hampering WFP's efforts to introduce integrated programmes for resilience-building and livelihoods.

In 2023, the resource availability under the Country Portfolio Budget (CPB) reached USD 122.8 million, 83 percent of NBP of USD 148.4 million (compared to 93 percent in 2022). The resources included a multiyear contribution of USD 44.8 million from the Government of Cameroon through the World Bank's financing mechanism, which was confirmed towards the end of November 2023. The World Bank funds, though confirmed, were not available for implementation in 2023 and have been carried forward to 2024. Excluding the World Bank contributions, the resources available for project implementation accounted for 53 percent of the NBP needs.

While the original implementation plan was set at USD 109 million at the beginning of 2023, it was revised during the year to USD 72 million to align with the forecasted contributions, as some were cancelled or delayed. The country office executed 91 percent of the revised implementation by the end of the year. The 2023 expenditure level represents approximately 53 percent of the overall resources available. The delay in resource confirmation, particularly the World Bank multiyear contribution, is the primary reason for this low expenditure, as WFP carried these funds forward to 2024 [1].

The resource availability under strategic outcome 3 (food assistance for assets creation activity) appears exceedingly high, primarily due to the World Bank's multiyear contribution of USD 28 million. Excluding the World Bank contribution, the percentage drops to 75 percent. Similarly, strategic outcome 5, which includes the United Nations Humanitarian Air Service (UNHAS) and on-demand service provision, was funded at 80 percent of the needs. The NBP of the UNHAS operation was 67 percent funded in 2023, however ten percent of the contributions received were only confirmed in December and therefore carried forward to 2024. Additionally, strategic outcome 1 emergency assistance, including the World Bank's contribution of USD 14 million, received 65 percent of the required funds (compared to 83 percent in 2022). However, excluding the World Bank's contribution, the funding level was reduced to 52 percent of the needs-based plan.

On the other hand, just as in 2022, strategic outcomes 2 and 4 were severely underfunded this reporting year. Only 18 percent of the needs for strategic outcome 2 (nutrition for resilience) were resourced for cash-based transfers (CBT) and capacity strengthening. Finally, the capacity strengthening of national institutions and partners (strategic outcome 4) was the least funded at 12 percent. The allocated resources under this activity were mainly the multilateral contributions to resilience activities, allowing the country office to fund this activity.

The primary funding inflows to the Country Strategic Plan (CSP) were directed multilateral contributions, including a first-time donation from the World Bank at USD 44.8 million and the United States consistent contribution totalling USD 17 million (USD 10 million for in kind assistance and USD 7 million for cash-based assistance).





























Flexible funding remained challenging during 2023. For instance, multilateral contributions accounted for only USD 4.3 million from the total USD 72 million contributions received in the year. These contributions were relatively flexible and allowed the country office to focus on some of the low-funded activities, e.g., nutrition resilience (strategic outcome 2) and policy coherence (strategic outcome 4). Most direct contributions were earmarked for specific activities, sub-activities, geographic locations, and beneficiary types. Such level of earmarking, however, was based on discussion and negotiation with donors, with some extent of possibility to redirect the intervention if needed after obtaining donor approval.

WFP's approval of internal project lending (IPL) advance finance from different collateral totalling USD 4.9 million supported the timely availability of resources and operational continuity.

Annual CSP Financial Overview by Strategic Outcome (Amount in USD)

	Needs Based Plan	Implementation Plan	Available Resources	Expenditure
SDG Target 1. Access to Food	109,389,417	87,313,738	70,957,050	50,204,266
SO01: Crisis-affected populations including refugees, IDPs, returnees and host population in Cameroon have safe access to adequate and nutritious food during and in the aftermath of crises	109,389,417	87,313,738	70,957,050	50,204,266
Activity 01: Provide an integrated food and nutritional assistance to crisis-affected populations to support their self-reliance and recovery needs	108,577,401	87,289,465	70,859,428	50,167,525
Activity 02: Provide capacity strengthening on emergency preparedness and response to local authorities and humanitarian partners working in crisis-affected areas	812,016	24,272	71,795	36,740
Non-activity specific	0	0	25,826	0
SDG Target 2. End Malnutrition	6,346,068	2,534,741	1,118,385	642,780
SO02: Children 6-23 months, adolescent girls, pregnant and lactating women and other nutritionally vulnerable people in prioritized regions have improved nutrition status and resilience in line with national standards by 2026	6,346,068	2,534,741	1,118,385	642,780
Activity 03: Provide an integrated nutrition package to beneficiaries including access to nutritious food, quality care, SBCC, and capacity strengthening to prevent malnutrition	6,346,068	2,534,741	1,118,385	642,780

SDG Target 4. Sustainable Food System	7,788,126	2,674,389	33,874,539	1,816,633
SO03: Food-insecure and climate-affected populations and smallholder farmers have enhanced livelihoods and resilience to shocks by 2026	7,788,126	2,674,389	33,874,539	1,816,633
Activity 04: Provide livelihood support to targeted groups including through productive asset creation and regeneration, and value chain development	7,788,126	2,674,389	33,874,539	1,816,633
SDG Target 5. Capacity Building	912,605	44,955	111,804	107,106
SO04: National institutions and partners have strengthened capacities to manage food and nutrition programmes and social protection systems by 2030	912,605	44,955	111,804	107,106
Activity 05: Provide capacity strengthening to national institutions and partners on the management of food and nutrition programmes, social protection, emergency preparedness and response, disaster management and supply chain services	912,605	44,955	111,804	107,106
SDG Target 8. Global Partnership	6,147,240	2,136,170	4,926,587	3,651,044
SO05: The government, humanitarian and development partners in Cameroon can reach vulnerable populations and respond to emergencies throughout the year	6,147,240	2,136,170	4,926,587	3,651,044
Activity 06: Provide UNHAS to the Government, humanitarian partners	4,802,529	1,074,085	3,231,582	2,483,933

Activity 07: Provide on demand supply chain, ICT and coordination services to the Government, humanitarian and development partners	 1,344,711	 1,062,084	 1,695,005	 1,167,111
Non-SDG Target	 0	 0	 986,359	 0
Total Direct Operational Costs	 130,583,459	 94,703,995	 111,974,728	 56,421,830
Direct Support Costs (DSC)	 8,805,862	 8,178,112	 7,654,202	 5,657,209
Total Direct Costs	 139,389,322	 102,882,108	 119,628,930	 62,079,040
Indirect Support Costs (ISC)	 8,967,005	 6,612,340	 3,179,024	 3,179,024
Grand Total	 148,356,328	 109,494,448	 122,807,955	 65,258,064

Data Notes

Overview

[1] The Lake Chad Basin crisis escalated in 2014 with insurgency movements and, in more recent years, intercommunal clashes in the Far North Region; the East, Adamawa and North regions have hosted refugees since the 2014 outbreak of violence in the Central African Republic; while the Northwest and Southwest regions are suffering from a socio-political crisis that escalated in 2017

[2] <https://data.unhcr.org/en/country/cmr>

[3] <https://www.ipcinfo.org/cadre-harmonise>

[4] Global acute malnutrition rates in 2021 and 2022: From 5.9 to 8 percent in the Far North; 4.8 to 6.9 percent in the North; and 3.8 to 6.6 percent in Adamawa

[5] <https://ins-cameroun.cm/statistique/english-inflation-trends-in-the-first-nine-months-of-2023/>

[6] <https://hungermap.wfp.org/> and 2021 Fill the Nutrient Gap

[7] International NGO Safety Organisation

[8] The Cost of Hunger in Africa study (COHA) is coordinated by the Prime Minister's Office and involved about a dozen Ministries. Data collection was completed in December 2023 and underwent quality review. It is being collated at national level and the report is expected to be launched by June 2024

Operational context

[1] Country - Cameroon ([unhcr.org](https://data.unhcr.org/en/country/cmr))

[2] Number of Security incidents in the Northwest and Far North regions: 1,721 in 2020; 1560 in 2021; 1,530 in 2022 and 3,706 in 2023

[3] <https://www.globalhungerindex.org/cameroon.html>

[4] Cadre Harmonisé, November 2023

[5] WHO defines 'Serious Threshold' when 30-39 percent of children under 5 years old suffer from stunting; and 'Poor Threshold' is between 20-29 percent

[6] <https://globalnutritionreport.org/resources/nutrition-profiles/africa/middle-africa/cameroon/>

[7] Humanitarian Needs Overview, 2023

[8] PULCCA (French) : Projet d'Urgence de Lutte Contre la Crise Alimentaire au Cameroun

[9] A "Operationalising the HDP Nexus" Case Study was performed on Cameroon in 2023 and will be published in 2024. It takes stock of achievements so far and contains recommendations on how to further implement the HDP Nexus in Cameroon

Success Story

[1] About 58 percent of people receiving WFP's food assistance through cash transfers in Cameroon are women, therefore this initiative has the potential of improving the efficiency of assistance and improving the food security for a significant number of assisted households

Strategic outcome 01

[1] Nutrition assessment, counselling, and support (NACS) threshold rates were: 75 percent for nutritional recovery; 3 percent mortality rate; 15 percent default rate; 15 percent non-response rate

Strategic outcome 02

[1] Demographic and Health Survey, 2019

[2] <https://reliefweb.int/report/cameroon/preliminary-result-smart-sens-nutritional-survey2021-r-sultat-pr-liminaires-enqu-te>

[3] Fill the Nutrient Gap, 2021 found in <https://reliefweb.int/report/cameroon/wfp-cameroon-malnutrition-prevention-and-treatment>

Strategic outcome 04

[1] Projet Filets Sociaux is a social safety net project that gives hope to poor and vulnerable households. It provides beneficiaries with monetary allowances or temporary jobs on public works sites. The idea is to lend a helping hand in times of hardship and help them escape poverty

Strategic outcome 05

[1] Moustiquaires Impregnées d'Insecticides à Longue Durée d'Action (MILDA). Long-lasting mosquito nets, in English

[2] Food dispatches from Douala Corridor to Cameroon (23,555 metric tons), Central African Republic (20,516 metric tons), Chad (33,919 metric tons) and Congo Brazzaville (449 metric tons)

Gender equality and women's empowerment

[1] <https://africa.unwomen.org/en/where-we-are/west-and-central-africa/cameroon>

[2] <https://reliefweb.int/organization/health-cluster>

Protection and accountability to affected populations

[1] International Organization for Migration Displacement Tracking Matrix (DTM) October 2023

[2] International NGO Safety Organisation

[3] Harmonized data from INTERSOS, IRC, DRC in NW and SW

[4] Community Feedback Mechanism (CFM) channels : 24-hour toll-free hotline (8099); Community Complaints Management Committees (CMCs); helpdesks; suggestion boxes; email, field monitors and others

Environmental sustainability

[1] <https://openknowledge.worldbank.org/entities/publication>

Nutrition integration

[1] 57 percent of children aged 6 to 59 months and 40 percent of women aged 15 to 49 years suffered from anemia, indicating the presence of iron deficiency (DHS, 2018)

Partnerships

[1] Only 30 percent of the overall humanitarian response plan was funded as of December 2023, according to the United Nations Office for the Coordination of Humanitarian Affairs (OCHA)

[2] SSNP is better known by its French acronym, PFS: Projet Filet Sociaux or Social Net Project, in English

Financial Overview

[1] The World Bank's contribution, which was delayed, represented 36 percent of the updated 2023 Implementation Plan

Annex

Reporting on beneficiary information in WFP's annual country reports

To produce estimates of the total number of unique beneficiaries WFP has assisted yearly, the data from all activities and transfer modalities must be adjusted to eliminate overlaps and add new beneficiaries. Further background information is provided in the summary tables annex of the ACR.

The final estimated number of beneficiaries assisted in each country is validated by country offices and entered in COMET at the end of every year:

- the total number of beneficiaries, which is the sum of all direct beneficiaries reached under all country level activities and outputs, based on the adjusted totals that seek to eliminate overlap;
- the total number of beneficiaries receiving food transfers, cash-based transfers and commodity vouchers or capacity strengthening, the sum of all direct beneficiaries reached under the activities and outputs for each of these transfer modalities, based on the adjusted estimates that seek to eliminate overlap;
- the total number of beneficiaries assisted under outputs defined by country offices and specific to their operations;
- the total number of beneficiaries assisted under each programme area, the sum of all direct beneficiaries reached under WFP's eight programme areas at the country level;
- the number of schoolchildren assisted under school-based programmes, the sum of all participants assisted under the school-based programmes, adjusted to exclude overlaps and activity supporters such as teachers and cooks.

Although WFP conducts quality assurance to provide beneficiary data which are as accurate as possible, numerous challenges remain regarding data collection, verification, entry and processing. Beneficiary numbers in ACRs should be considered "best estimates", subject to over- and under- estimation.

Figures and Indicators

Beneficiaries by Sex and Age Group

Beneficiary Category	Gender	Planned	Actual	% Actual vs. Planned
Total Beneficiaries	male	493,073	413,542	84%
	female	550,329	635,888	116%
	total	1,043,402	1,049,430	101%
By Age Group				
0-23 months	male	21,030	70,146	334%
	female	21,030	81,570	388%
	total	42,060	151,716	361%
24-59 months	male	75,507	41,001	54%
	female	70,567	53,967	76%
	total	146,074	94,968	65%
5-11 years	male	138,640	99,517	72%
	female	120,830	110,114	91%
	total	259,470	209,631	81%
12-17 years	male	106,550	56,053	53%
	female	105,551	72,608	69%
	total	212,101	128,661	61%
18-59 years	male	137,326	127,822	93%
	female	225,341	292,014	130%
	total	362,667	419,836	116%
60+ years	male	14,020	19,003	136%
	female	7,010	25,615	365%
	total	21,030	44,618	212%

Beneficiaries by Residence Status

Residence Status	Planned	Actual	% Actual vs. Planned
Refugee	192,938	286,625	149%
IDP	372,262	314,479	84%
Resident	455,602	408,772	90%
Returnee	22,600	39,554	175%

Beneficiaries by Programme Area

Programme Area	Planned	Actual	% Actual vs. Planned
Asset Creation and Livelihood	134,000	78,506	58%
Malnutrition prevention programme	217,120	282,880	130%
Malnutrition treatment programme	3,000	0	0%
School based programmes	141,000	69,732	49%
Unconditional Resource Transfers	558,000	618,312	110%

Annual Food Transfer (mt)

Commodities	Planned Distribution (mt)	Actual Distribution (mt)	% Actual vs. Planned
Access to Food			
Strategic Outcome 01			
Beans	0	1,105	-
Corn Soya Blend	6,604	1,328	20%
Iodised Salt	583	339	58%
Rice	32,609	20,680	63%
Sorghum/Millet	10,909	1,039	10%
Split Peas	13,796	5,346	39%
Vegetable Oil	4,631	2,145	46%
End Malnutrition			
Strategic Outcome 02			
Ready To Use Supplementary Food	403	0	0%
Sustainable Food System			
Strategic Outcome 03			
Iodised Salt	27	8	30%
Rice	1,998	327	16%
Split Peas	648	132	20%
Vegetable Oil	216	44	20%

Annual Cash Based Transfer and Commodity Voucher (USD)

Modality	Planned Distribution (CBT)	Actual Distribution (CBT)	% Actual vs. Planned
Access to Food			
Strategic Outcome 01			
Cash	16,778,160	8,156,306	49%
Value Voucher	3,276,000	4,942,839	151%
End Malnutrition			
Strategic Outcome 02			
Cash	3,609,900	181,747	5%
Sustainable Food System			
Strategic Outcome 03			

Modality	Planned Distribution (CBT)	Actual Distribution (CBT)	% Actual vs. Planned
Cash	2,088,000	53,726	3%
Value Voucher	504,000	0	0%

Strategic Outcome and Output Results

Strategic Outcome 01: Crisis-affected populations including refugees, IDPs, returnees and host population in Cameroon have safe access to adequate and nutritious food during and in the aftermath of crises				Crisis Response	
Output Results					
Activity 01: Provide an integrated food and nutritional assistance to crisis-affected populations to support their self-reliance and recovery needs					
Corporate output 1.1: Food insecure and crisis-affected populations have access to nutritious food and cash-based assistance, restored assets and services to meet their urgent needs					
CSP Output 01: Crisis-affected women, men, girls, boys, in priority areas receive food and nutrition assistance to meet their basic food and nutrition requirements and other essential needs					
Output Indicator	Beneficiary Group	Sub Activity	Unit of measure	Planned	Actual
A.1.1 Number of people receiving assistance unconditionally or conditionally (complementary with UNICEF, FAO, WHO)	All	General Distribution	Female	284,580	344,531
			Male	273,420	273,781
			Total	558,000	618,312
A.2.1 Quantity of food provided through conditional or unconditional assistance			MT	46,195	29,542.37
A.3.1 Total value of cash transferred to people			USD	12,357,360	7,561,670
A.4.1 Total value of vouchers transferred to people disaggregated by type (value voucher or commodity voucher)			USD		4,884,257
A.8 Number of rations provided through conditional or unconditional assistance		General Distribution	Number	190,980,000	137,936,310
CSP Output 02: Crisis-affected women, men, girls, boys, in priority areas receive food assistance for assets and income generating activities to improve livelihoods, strengthen their self-reliance and support early recovery					
Output Indicator	Beneficiary Group	Sub Activity	Unit of measure	Planned	Actual
A.1.6 Number of people receiving food/cash-based transfers/commodity vouchers/capacity strengthening transfers under food assistance for assets (complementary with ILO, UNDP, World Bank, UNHCR, UNICEF)	All	Food assistance for asset	Female	53,040	37,384
			Male	50,960	16,796
			Total	104,000	54,180
A.2.6 Quantity of food provided to people enrolled in food assistance for assets activities			MT	13,867	745.63
A.3.4 Total value of cash transferred to people enrolled in food assistance for assets activities			USD	4,420,800	584,229
A.8 Number of rations provided through conditional or unconditional assistance		Food assistance for asset	Number	37,440,000	2,951,925
CSP Output 04: Crisis-affected school age girls and boys in priority areas (Tier 1) receive food and nutrition assistance to address short term hunger and improve school attendance					
Output Indicator	Beneficiary Group	Sub Activity	Unit of measure	Planned	Actual

A.1.4 Number of girls and boys receiving food/cash-based transfers/commodity vouchers/capacity strengthening transfers through emergency school-based programmes (complementary with UNICEF, UNHCR, WFP)	All	School feeding (on-site)	Female Male Total	53,750 71,250 125,000	
A.1.4 Number of girls and boys receiving food/cash-based transfers/commodity vouchers/capacity strengthening transfers through emergency school-based programmes (complementary with UNICEF, UNHCR, WFP)	All	School feeding (take-home rations)	Female Male Total	3,060 2,940 6,000	
A.1.4 Number of girls and boys receiving food/cash-based transfers/commodity vouchers/capacity strengthening transfers through emergency school-based programmes (complementary with UNICEF, UNHCR, WFP)	Children	School feeding (on-site)	Female Male Total		3,450 3,313 6,763
A.1.4 Number of girls and boys receiving food/cash-based transfers/commodity vouchers/capacity strengthening transfers through emergency school-based programmes (complementary with UNICEF, UNHCR, WFP)	Students (primary schools)	School feeding (on-site)	Female Male Total		26,446 36,523 62,969
A.2.4 Quantity of food provided to girls and boys through emergency school-based programmes			MT	2,466	594.24
A.3.2 Total value of cash transferred to family members of girls and boys benefiting from school-based programmes			USD		10,407
A.4.2 Total value of vouchers (value voucher or commodity voucher) transferred to family members of girls and boys benefiting from school-based programmes			USD	3,276,000	58,582
A.8 Number of rations provided through conditional or unconditional assistance		School feeding (on-site)	Number	22,500,000	3,671,792
A.8 Number of rations provided through conditional or unconditional assistance		School feeding (take-home rations)	Number	1,080,000	

Corporate output 1.2: Crisis-affected children, pregnant women and girls and new mothers, and other nutritionally vulnerable populations benefit from programmes to prevent and treat malnutrition and improve diets

CSP Output 05: Crisis-affected children from 6 to 59 months, pregnant and lactating women and people living with HIV and special needs receive adequate and timely specialized nutritious food/CBT to prevent and treat acute malnutrition

Output Indicator	Beneficiary Group	Sub Activity	Unit of measure	Planned	Actual
A.1.2 Number of nutritionally vulnerable people receiving food/cash-based transfers/commodity vouchers/capacity strengthening transfers through malnutrition treatment and prevention programmes (complementary with UNICEF, FAO, WHO)	ART clients	Prevention of acute malnutrition	Female Male Total		2,249 1,106 3,355

A.1.2 Number of nutritionally vulnerable people receiving food/cash-based transfers/commodity vouchers/capacity strengthening transfers through malnutrition treatment and prevention programmes (complementary with UNICEF, FAO, WHO)	All	HIV/TB Care & treatment	Female Male Total	1,530 1,470 3,000	
A.1.2 Number of nutritionally vulnerable people receiving food/cash-based transfers/commodity vouchers/capacity strengthening transfers through malnutrition treatment and prevention programmes (complementary with UNICEF, FAO, WHO)	All	Prevention of acute malnutrition	Female Male Total		111,520 21,454 132,974
A.1.2 Number of nutritionally vulnerable people receiving food/cash-based transfers/commodity vouchers/capacity strengthening transfers through malnutrition treatment and prevention programmes (complementary with UNICEF, FAO, WHO)	Children	Prevention of acute malnutrition	Female Male Total	68,140 53,530 121,670	49,397 45,598 94,995
A.1.2 Number of nutritionally vulnerable people receiving food/cash-based transfers/commodity vouchers/capacity strengthening transfers through malnutrition treatment and prevention programmes (complementary with UNICEF, FAO, WHO)	Pregnant Breastfeeding Women and Girls	Prevention of acute malnutrition	Female Male Total	10,800 10,800	6,788 6,788
A.2.2 Quantity of food provided to nutritionally vulnerable people through malnutrition treatment and prevention programmes			MT	6,604	1,100.73
B.2.1 Quantity of specialized nutritious foods provided to treat or prevent malnutrition			MT	6,604	1,100.73

Other Output

Activity 01: Provide an integrated food and nutritional assistance to crisis-affected populations to support their self-reliance and recovery needs

Corporate Output 1.1: Food insecure and crisis-affected populations have access to nutritious food and cash-based assistance, restored assets and services to meet their urgent needs

CSP Output 01: Crisis-affected women, men, girls, boys, in priority areas receive food and nutrition assistance to meet their basic food and nutrition requirements and other essential needs

Output indicator	Detailed indicator	Sub Activity	Unit of measure	Planned	Actual
A.6.1: Number of WFP-assisted health centres or sites	A.6.1.1: Total number of WFP-assisted health centres or sites	General Distribution	centre/site	50	49

CSP Output 02: Crisis-affected women, men, girls, boys, in priority areas receive food assistance for assets and income generating activities to improve livelihoods, strengthen their self-reliance and support early recovery

Output indicator	Detailed indicator	Sub Activity	Unit of measure	Planned	Actual
D.1.1: Number of assets built, restored or maintained by targeted households and communities, by type and unit of measure	D.1.1.g.11: Number of water points (ponds, shallow wells, weirs, dams) constructed or rehabilitated	Food assistance for asset	Number	523	526

D.1.1: Number of assets built, restored or maintained by targeted households and communities, by type and unit of measure	D.1.1.g.13: Total number of climate adaptation assets built, restored or maintained	Food assistance for asset	Number	30	30
D.1.1: Number of assets built, restored or maintained by targeted households and communities, by type and unit of measure	D.1.1.g.1: Hectares of community gardens and orchards established/rehabilitated	Food assistance for asset	Ha	73	175
D.1.1: Number of assets built, restored or maintained by targeted households and communities, by type and unit of measure	D.1.1.g.3: Hectares of land rehabilitated/benefiting from irrigation infrastructures	Food assistance for asset	Ha	400	400
D.1.1: Number of assets built, restored or maintained by targeted households and communities, by type and unit of measure	D.1.1.g.4: Kilometers of feeder roads and trails constructed/repared	Food assistance for asset	Km	100	100
D.1.1: Number of assets built, restored or maintained by targeted households and communities, by type and unit of measure	D.1.1.g.5: Kilometers of drainage canals and flood protection dykes built/rehabilitated	Food assistance for asset	Km	2	2
D.1.1: Number of assets built, restored or maintained by targeted households and communities, by type and unit of measure	D.1.1.g.6: Kilometres of irrigation canals	Food assistance for asset	Km	2	2
D.1.1: Number of assets built, restored or maintained by targeted households and communities, by type and unit of measure	D.1.1.g.8: Number of community infrastructure	Food assistance for asset	Number	26	26

CSP Output 04: Crisis-affected school age girls and boys in priority areas (Tier 1) receive food and nutrition assistance to address short term hunger and improve school attendance

Output indicator	Detailed indicator	Sub Activity	Unit of measure	Planned	Actual
A.5: Quantity of non-food items distributed	A.5.g.2: Total number of energy-efficient devices distributed to targeted institutions, communities and households	School feeding (on-site)	Number	5	5
A.6.2: Number of schools or institutional sites reached through school-based programming	A.6.2.1: Total number of schools assisted by WFP	School feeding (on-site)	school	150	150

Corporate Output 1.2: Crisis-affected children, pregnant women and girls and new mothers, and other nutritionally vulnerable populations benefit from programmes to prevent and treat malnutrition and improve diets

CSP Output 03: Crisis-affected beneficiaries receive social behaviour change communication (SBCC) to improve nutrition-related practices

Output indicator	Detailed indicator	Sub Activity	Unit of measure	Planned	Actual
E.4: Number of people reached through interpersonal social and behaviour change communication (SBCC) approaches (complementary with UNICEF, FAO, WFP, WHO)	E.4.1: Number of people reached through interpersonal social and behaviour change communication (SBCC) approaches (complementary with UNICEF, FAO, WFP, WHO)	General Distribution	Individual Individual	4,665	4,665

Outcome Results

Activity 01: Provide an integrated food and nutritional assistance to crisis-affected populations to support their self-reliance and recovery needs

Outcome Indicator	Sex	Baseline	End-CSP Target	2023 Target	2023 Follow-up	Source
-------------------	-----	----------	----------------	-------------	----------------	--------

Target Group: All Beneficiary Groups - Location: Cameroon - Modality: - Subactivity: School feeding (on-site)						
Annual change in enrolment	Overall	5	≥5	≥5	-3	Secondary data
Target Group: All Beneficiary Status - Location: Cameroon - Modality: - Subactivity: Food assistance for asset						
Percentage of the population in targeted communities reporting benefits from an enhanced livelihood asset base	Overall	77	≥90	≥85	77	WFP programme monitoring
Target Group: All Beneficiary Status - Location: Cameroon - Modality: - Subactivity: General Distribution						
Consumption-based coping strategy index (average)	Overall	12.9	<7	<7	11.9	WFP programme monitoring
Food consumption score: Percentage of households with Acceptable Food Consumption Score	Overall	62	≥80	≥80	75	WFP programme monitoring
Food consumption score: Percentage of households with Borderline Food Consumption Score	Overall	29	≤15	≤15	19	WFP programme monitoring
Food consumption score: Percentage of households with Poor Food Consumption Score	Overall	9	<5	<5	5	WFP programme monitoring
Food consumption score – nutrition: Percentage of households that consumed Hem Iron rich food daily (in the last 7 days)	Overall	3	≥85	≥85	8	WFP programme monitoring
Food consumption score – nutrition: Percentage of households that sometimes consumed Hem Iron rich food (in the last 7 days)	Overall	57	≤10	≤10	51	WFP programme monitoring
Food consumption score – nutrition: Percentage of households that never consumed Hem Iron rich food (in the last 7 days)	Overall	39	<5	<5	41	WFP programme monitoring
Food consumption score – nutrition: Percentage of households that consumed Protein rich food daily (in the last 7 days)	Overall	30	≥80	≥80	36	WFP programme monitoring
Food consumption score – nutrition: Percentage of households that sometimes consumed Protein rich food (in the last 7 days)	Overall	60	≤20	≤20	50	WFP programme monitoring
Food consumption score – nutrition: Percentage of households that never consumed Protein rich food (in the last 7 days)	Overall	10	=0	<0	14	WFP programme monitoring
Food consumption score – nutrition: Percentage of households that consumed Vit A rich food daily (in the last 7 days)	Overall	33	≥85	≥85	45	WFP programme monitoring
Food consumption score – nutrition: Percentage of households that sometimes consumed Vit A rich food (in the last 7 days)	Overall	57	≤10	<10	45	WFP programme monitoring
Food consumption score – nutrition: Percentage of households that never consumed Vit A rich food (in the last 7 days)	Overall	10	<5	<5	10	WFP programme monitoring
Livelihood coping strategies for food security: Percentage of households using crisis coping strategies	Overall	21	≤15	≤15	17	WFP programme monitoring
Livelihood coping strategies for food security: Percentage of households using emergency coping strategies	Overall	8	<5	<5	13	WFP programme monitoring

Livelihood coping strategies for food security: Percentage of households using stress coping strategies	Overall	37	≤20	≤20	35	WFP programme monitoring
Livelihood coping strategies for food security: Percentage of households not using livelihood based coping strategies	Overall	34	≥60	≥60	35	WFP programme monitoring
Minimum diet diversity for women and girls of reproductive age	Overall	44	≥75	≥75	64.9	WFP programme monitoring
Target Group: All Beneficiary Status - Location: Cameroon - Modality: - Subactivity: HIV/TB Care & treatment						
Moderate acute malnutrition treatment mortality rate	Overall	0	=0	<5	1	WFP programme monitoring
Moderate acute malnutrition treatment non-response rate	Overall	0	<15	<15	1	WFP programme monitoring
Moderate acute malnutrition treatment recovery rate	Overall	0	≥75	≥75	93	WFP programme monitoring
Target Group: All Beneficiary Status - Location: Cameroon - Modality: - Subactivity: Prevention of acute malnutrition						
Proportion of eligible population reached by nutrition preventive programme (coverage)	Overall	89.16	>70	>70	67.97	WFP programme monitoring
Proportion of target population who participate in an adequate number of distributions (adherence)	Overall	75	≥75	>75	56.17	WFP programme monitoring
Proportion of children 6-23 months of age who receive a minimum acceptable diet: Minimum Diet Diversity 6-23 months (MDD)	Overall	9	≥20	≥20	9	WFP programme monitoring
Proportion of children 6-23 months of age who receive a minimum acceptable diet: Minimum Meal Frequency 6-23 months (MMF)	Overall	22	≥25	≥25	22	WFP programme monitoring
Proportion of children 6-23 months of age who receive a minimum acceptable diet: Minimum Milk Feeding Frequency for Non-Breastfed children 6-23 months (MMFF)	Overall	6	≥15	≥15	6	WFP programme monitoring
Proportion of children 6-23 months of age who receive a minimum acceptable diet: Proportion of children 6-23 months of age who receive a minimum acceptable diet	Overall	5	≥10	≥10	5	WFP programme monitoring
Target Group: All Beneficiary Status - Location: Cameroon - Modality: - Subactivity: School feeding (on-site)						
Retention rate, by grade: Retention rate	Overall	99	=100	=100	96	Secondary data
Target Group: All Beneficiary Status - Location: Cameroon - Modality: - Subactivity: HIV/TB Care & treatment						
Moderate acute malnutrition treatment default rate	Overall	0	<15	<15	6	WFP programme monitoring
Target Group: IDPS - Location: Cameroon - Modality: - Subactivity: General Distribution						
Consumption-based coping strategy index (average)	Overall	15.5	<7	<7	16	WFP programme monitoring
Food consumption score: Percentage of households with Acceptable Food Consumption Score	Overall	49	≥80	≥80	78	WFP programme monitoring

Food consumption score: Percentage of households with Borderline Food Consumption Score	Overall	35	≤15	≤15	18	WFP programme monitoring
Food consumption score: Percentage of households with Poor Food Consumption Score	Overall	16	<5	<5	4	WFP programme monitoring
Food consumption score – nutrition: Percentage of households that consumed Hem Iron rich food daily (in the last 7 days)	Overall	7	≥85	≥85	13	WFP programme monitoring
Food consumption score – nutrition: Percentage of households that sometimes consumed Hem Iron rich food (in the last 7 days)	Overall	53	≤15	≤15	52	WFP programme monitoring
Food consumption score – nutrition: Percentage of households that never consumed Hem Iron rich food (in the last 7 days)	Overall	40	<5	<5	35	WFP programme monitoring
Food consumption score – nutrition: Percentage of households that consumed Protein rich food daily (in the last 7 days)	Overall	29	≥80	≥80	40	WFP programme monitoring
Food consumption score – nutrition: Percentage of households that sometimes consumed Protein rich food (in the last 7 days)	Overall	58	≤20	≤20	48	WFP programme monitoring
Food consumption score – nutrition: Percentage of households that never consumed Protein rich food (in the last 7 days)	Overall	13	=0	<0	12	WFP programme monitoring
Food consumption score – nutrition: Percentage of households that consumed Vit A rich food daily (in the last 7 days)	Overall	13	≥85	≥85	42	WFP programme monitoring
Food consumption score – nutrition: Percentage of households that sometimes consumed Vit A rich food (in the last 7 days)	Overall	53	≤15	≤15	48	WFP programme monitoring
Food consumption score – nutrition: Percentage of households that never consumed Vit A rich food (in the last 7 days)	Overall	15	<5	<5	10	WFP programme monitoring
Minimum diet diversity for women and girls of reproductive age	Overall	46.7	≥75	≥75	62.9	WFP programme monitoring
Target Group: IDPs - Location: Cameroon - Modality: - Subactivity: Food assistance for asset						
Percentage of the population in targeted communities reporting benefits from an enhanced livelihood asset base	Overall	83	≥90	≥85	83	WFP programme monitoring
Target Group: IDPs - Location: Cameroon - Modality: - Subactivity: General Distribution						
Livelihood coping strategies for food security: Percentage of households using crisis coping strategies	Overall	22	≤15	≤15	12	WFP programme monitoring
Livelihood coping strategies for food security: Percentage of households using emergency coping strategies	Overall	12	<5	<5	13	WFP programme monitoring
Livelihood coping strategies for food security: Percentage of households using stress coping strategies	Overall	41	≤20	≤20	28	WFP programme monitoring
Livelihood coping strategies for food security: Percentage of households not using livelihood based coping strategies	Overall	25	≥60	≥60	38	WFP programme monitoring
Target Group: IDPs - Location: Cameroon - Modality: - Subactivity: Prevention of acute malnutrition						

Proportion of children 6-23 months of age who receive a minimum acceptable diet: Minimum Diet Diversity 6-23 months (MDD)	Overall	8	≥20	≥20	8	WFP programme monitoring
Proportion of children 6-23 months of age who receive a minimum acceptable diet: Minimum Meal Frequency 6-23 months (MMF)	Overall	21	≥25	≥25	21	WFP programme monitoring
Proportion of children 6-23 months of age who receive a minimum acceptable diet: Minimum Milk Feeding Frequency for Non-Breastfed children 6-23 months (MMFF)	Overall	7	≥15	≥15	7	WFP programme monitoring
Proportion of children 6-23 months of age who receive a minimum acceptable diet: Proportion of children 6-23 months of age who receive a minimum acceptable diet	Overall	3	≥10	≥10	3	WFP programme monitoring
Target Group: Refugees - Location: Cameroon - Modality: - Subactivity: Food assistance for asset						
Percentage of the population in targeted communities reporting benefits from an enhanced livelihood asset base	Overall	66	≥90	≥85	66	WFP programme monitoring
Target Group: Refugees - Location: Cameroon - Modality: - Subactivity: General Distribution						
Consumption-based coping strategy index (average)	Overall	11.1	<7	<7	8.7	WFP programme monitoring
Food consumption score: Percentage of households with Acceptable Food Consumption Score	Overall	66	≥80	≥80	75	WFP programme monitoring
Food consumption score: Percentage of households with Borderline Food Consumption Score	Overall	27	≤15	≤15	19	WFP programme monitoring
Food consumption score: Percentage of households with Poor Food Consumption Score	Overall	8	<5	<5	6	WFP programme monitoring
Food consumption score – nutrition: Percentage of households that consumed Hem Iron rich food daily (in the last 7 days)	Overall	2	≥85	≥85	4	WFP programme monitoring
Food consumption score – nutrition: Percentage of households that sometimes consumed Hem Iron rich food (in the last 7 days)	Overall	54	≤15	≤15	47	WFP programme monitoring
Food consumption score – nutrition: Percentage of households that never consumed Hem Iron rich food (in the last 7 days)	Overall	44	<5	<5	49	WFP programme monitoring
Food consumption score – nutrition: Percentage of households that consumed Protein rich food daily (in the last 7 days)	Overall	44	≥80	≥80	40	WFP programme monitoring
Food consumption score – nutrition: Percentage of households that sometimes consumed Protein rich food (in the last 7 days)	Overall	48	≤20	≤20	43	WFP programme monitoring
Food consumption score – nutrition: Percentage of households that never consumed Protein rich food (in the last 7 days)	Overall	8	=0	<0	17	WFP programme monitoring
Food consumption score – nutrition: Percentage of households that consumed Vit A rich food daily (in the last 7 days)	Overall	62	≥85	≥85	59	WFP programme monitoring
Food consumption score – nutrition: Percentage of households that sometimes consumed Vit A rich food (in the last 7 days)	Overall	31	≤15	≤15	32	WFP programme monitoring

Food consumption score – nutrition: Percentage of households that never consumed Vit A rich food (in the last 7 days)	Overall	7	<5	<5	9	WFP programme monitoring
Livelihood coping strategies for food security: Percentage of households using crisis coping strategies	Overall	19	≤15	≤15	9	WFP programme monitoring
Livelihood coping strategies for food security: Percentage of households using emergency coping strategies	Overall	7	<5	<5	15	WFP programme monitoring
Livelihood coping strategies for food security: Percentage of households using stress coping strategies	Overall	29	≤20	≤20	26	WFP programme monitoring
Livelihood coping strategies for food security: Percentage of households not using livelihood based coping strategies	Overall	46	≥60	≥60	50	WFP programme monitoring
Minimum diet diversity for women and girls of reproductive age	Overall	41.4	≥75	≥75	73.3	WFP programme monitoring
Target Group: Refugees - Location: Cameroon - Modality: - Subactivity: Prevention of acute malnutrition						
Proportion of children 6-23 months of age who receive a minimum acceptable diet: Minimum Diet Diversity 6-23 months (MDD)	Overall	0	≥20	≥20	0	WFP programme monitoring
Proportion of children 6-23 months of age who receive a minimum acceptable diet: Minimum Meal Frequency 6-23 months (MMF)	Overall	0	≥25	≥20	0	WFP programme monitoring
Proportion of children 6-23 months of age who receive a minimum acceptable diet: Minimum Milk Feeding Frequency for Non-Breastfed children 6-23 months (MMFF)	Overall	0	≥15	≥15	0	WFP programme monitoring
Proportion of children 6-23 months of age who receive a minimum acceptable diet: Proportion of children 6-23 months of age who receive a minimum acceptable diet	Overall	0	≥10	≥10	0	WFP programme monitoring
Target Group: Residents - Location: Cameroon - Modality: - Subactivity: Food assistance for asset						
Percentage of the population in targeted communities reporting benefits from an enhanced livelihood asset base	Overall	82	≥90	≥85	82	WFP programme monitoring
Target Group: Residents - Location: Cameroon - Modality: - Subactivity: General Distribution						
Consumption-based coping strategy index (average)	Overall	10.9	<7	<7	10.4	WFP programme monitoring
Food consumption score: Percentage of households with Acceptable Food Consumption Score	Overall	49	≥80	≥80	72	WFP programme monitoring
Food consumption score: Percentage of households with Borderline Food Consumption Score	Overall	38	≤15	≤15	23	WFP programme monitoring
Food consumption score: Percentage of households with Poor Food Consumption Score	Overall	12	<5	<5	7	WFP programme monitoring
Food consumption score – nutrition: Percentage of households that consumed Hem Iron rich food daily (in the last 7 days)	Overall	2	≥85	≥85	7	WFP programme monitoring

Food consumption score – nutrition: Percentage of households that sometimes consumed Hem Iron rich food (in the last 7 days)	Overall	68	≤10	≤10	54	WFP programme monitoring
Food consumption score – nutrition: Percentage of households that never consumed Hem Iron rich food (in the last 7 days)	Overall	30	<5	<5	39	WFP programme monitoring
Food consumption score – nutrition: Percentage of households that consumed Protein rich food daily (in the last 7 days)	Overall	22	≥80	≥80	26	WFP programme monitoring
Food consumption score – nutrition: Percentage of households that sometimes consumed Protein rich food (in the last 7 days)	Overall	67	≤20	≤20	62	WFP programme monitoring
Food consumption score – nutrition: Percentage of households that never consumed Protein rich food (in the last 7 days)	Overall	11	=0	<0	13	WFP programme monitoring
Food consumption score – nutrition: Percentage of households that consumed Vit A rich food daily (in the last 7 days)	Overall	13	≥85	≥85	29	WFP programme monitoring
Food consumption score – nutrition: Percentage of households that sometimes consumed Vit A rich food (in the last 7 days)	Overall	76	≤10	≤10	59	WFP programme monitoring
Food consumption score – nutrition: Percentage of households that never consumed Vit A rich food (in the last 7 days)	Overall	10	<5	<5	13	WFP programme monitoring
Livelihood coping strategies for food security: Percentage of households using crisis coping strategies	Overall	23	≤15	≤15	21	WFP programme monitoring
Livelihood coping strategies for food security: Percentage of households using emergency coping strategies	Overall	6	<5	<5	11	WFP programme monitoring
Livelihood coping strategies for food security: Percentage of households using stress coping strategies	Overall	36	≤20	≤20	43	WFP programme monitoring
Livelihood coping strategies for food security: Percentage of households not using livelihood based coping strategies	Overall	35	≥60	≥60	25	WFP programme monitoring
Minimum diet diversity for women and girls of reproductive age	Overall	45.2	≥75	≥75	58.8	WFP programme monitoring
Target Group: Residents - Location: Cameroon - Modality: - Subactivity: Prevention of acute malnutrition						
Proportion of children 6-23 months of age who receive a minimum acceptable diet: Minimum Diet Diversity 6-23 months (MDD)	Overall	12	≥25	≥20	12	WFP programme monitoring
Proportion of children 6-23 months of age who receive a minimum acceptable diet: Minimum Meal Frequency 6-23 months (MMF)	Overall	24	≥25	≥20	24	WFP programme monitoring
Proportion of children 6-23 months of age who receive a minimum acceptable diet: Minimum Milk Feeding Frequency for Non-Breastfed children 6-23 months (MMFF)	Overall	5	≥20	≥20	5	WFP programme monitoring
Proportion of children 6-23 months of age who receive a minimum acceptable diet: Proportion of children 6-23 months of age who receive a minimum acceptable diet	Overall	7	≥20	≥10	7	WFP programme monitoring
Target Group: Returnee - Location: Cameroon - Modality: - Subactivity: Prevention of acute malnutrition						

Proportion of children 6-23 months of age who receive a minimum acceptable diet: Minimum Diet Diversity 6-23 months (MDD)	Overall	0	≥20	≥20	0	WFP programme monitoring
Proportion of children 6-23 months of age who receive a minimum acceptable diet: Minimum Meal Frequency 6-23 months (MMF)	Overall	21	≥25	≥25	21	WFP programme monitoring
Proportion of children 6-23 months of age who receive a minimum acceptable diet: Minimum Milk Feeding Frequency for Non-Breastfed children 6-23 months (MMFF)	Overall	4	≥15	≥15	4	WFP programme monitoring
Proportion of children 6-23 months of age who receive a minimum acceptable diet: Proportion of children 6-23 months of age who receive a minimum acceptable diet	Overall	0	≥10	≥10	0	WFP programme monitoring
Target Group: Returnees - Location: Cameroon - Modality: - Subactivity: Food assistance for asset						
Percentage of the population in targeted communities reporting benefits from an enhanced livelihood asset base	Overall	0	≥90	≥85	0	WFP programme monitoring
Target Group: Returnees - Location: Cameroon - Modality: - Subactivity: General Distribution						
Consumption-based coping strategy index (average)	Overall	15.4	<7	<7	11	WFP programme monitoring
Food consumption score: Percentage of households with Acceptable Food Consumption Score	Overall	43	≥80	≥80	82	WFP programme monitoring
Food consumption score: Percentage of households with Borderline Food Consumption Score	Overall	44	≤15	≤15	18	WFP programme monitoring
Food consumption score: Percentage of households with Poor Food Consumption Score	Overall	13	<5	<5	0	WFP programme monitoring
Food consumption score – nutrition: Percentage of households that consumed Hem Iron rich food daily (in the last 7 days)	Overall	1	≥85	≥85	14	WFP programme monitoring
Food consumption score – nutrition: Percentage of households that sometimes consumed Hem Iron rich food (in the last 7 days)	Overall	54	≤15	≤15	47	WFP programme monitoring
Food consumption score – nutrition: Percentage of households that never consumed Hem Iron rich food (in the last 7 days)	Overall	45	<5	<5	39	WFP programme monitoring
Food consumption score – nutrition: Percentage of households that consumed Protein rich food daily (in the last 7 days)	Overall	13	≥80	≥80	35	WFP programme monitoring
Food consumption score – nutrition: Percentage of households that sometimes consumed Protein rich food (in the last 7 days)	Overall	80	≤20	≤20	57	WFP programme monitoring
Food consumption score – nutrition: Percentage of households that never consumed Protein rich food (in the last 7 days)	Overall	7	=0	<0	8	WFP programme monitoring
Food consumption score – nutrition: Percentage of households that consumed Vit A rich food daily (in the last 7 days)	Overall	7	≥85	≥85	51	WFP programme monitoring
Food consumption score – nutrition: Percentage of households that sometimes consumed Vit A rich food (in the last 7 days)	Overall	86	≤15	≤15	39	WFP programme monitoring

Food consumption score – nutrition: Percentage of households that never consumed Vit A rich food (in the last 7 days)	Overall	7	<5	<5	10	WFP programme monitoring
Livelihood coping strategies for food security: Percentage of households using crisis coping strategies	Overall	20	≤15	≤15	31	WFP programme monitoring
Livelihood coping strategies for food security: Percentage of households using emergency coping strategies	Overall	6	<5	<5	4	WFP programme monitoring
Livelihood coping strategies for food security: Percentage of households using stress coping strategies	Overall	48	≤20	≤20	43	WFP programme monitoring
Livelihood coping strategies for food security: Percentage of households not using livelihood based coping strategies	Overall	28	≥60	≥60	22	WFP programme monitoring
Minimum diet diversity for women and girls of reproductive age	Overall	405	≥75	≥75	65.1	WFP programme monitoring

Strategic Outcome 02: Children 6-23 months, adolescent girls, pregnant and lactating women and other nutritionally vulnerable people in prioritized regions have improved nutrition status and resilience in line with national standards by 2026					Resilience Building
Output Results					
Activity 03: Provide an integrated nutrition package to beneficiaries including access to nutritious food, quality care, SBCC, and capacity strengthening to prevent malnutrition					
Corporate output 2.2: Children, pregnant women and girls and new mothers, and other nutritionally vulnerable populations benefit from programmes to prevent and treat malnutrition and improve diets					
CSP Output 08: Targeted children 6-23 months, pregnant and lactating women and adolescent girls(PLW/Gs) and other persons in vulnerable situations have access to adequate and specialized nutritious food to prevent all forms of malnutrition					
Output Indicator	Beneficiary Group	Sub Activity	Unit of measure	Planned	Actual
A.1.2 Number of nutritionally vulnerable people receiving food/cash-based transfers/commodity vouchers/capacity strengthening transfers through malnutrition treatment and prevention programmes (complementary with UNICEF, FAO, WHO)	All	Prevention of acute malnutrition	Female Male Total		33,372 5,890 39,262
A.1.2 Number of nutritionally vulnerable people receiving food/cash-based transfers/commodity vouchers/capacity strengthening transfers through malnutrition treatment and prevention programmes (complementary with UNICEF, FAO, WHO)	Children	Prevention of acute malnutrition	Female Male Total	32,480 23,520 56,000	
A.1.2 Number of nutritionally vulnerable people receiving food/cash-based transfers/commodity vouchers/capacity strengthening transfers through malnutrition treatment and prevention programmes (complementary with UNICEF, FAO, WHO)	Pregnant Breastfeeding Women and Girls	Prevention of acute malnutrition	Female Male Total	28,650 28,650	5,506 5,506
A.2.2 Quantity of food provided to nutritionally vulnerable people through malnutrition treatment and prevention programmes			MT	403	
A.3.1 Total value of cash transferred to people			USD	3,609,900	181,747
B.2.1 Quantity of specialized nutritious foods provided to treat or prevent malnutrition			MT	403	

Other Output

Activity 03: Provide an integrated nutrition package to beneficiaries including access to nutritious food, quality care, SBCC, and capacity strengthening to prevent malnutrition

Corporate Output 2.2: Children, pregnant women and girls and new mothers, and other nutritionally vulnerable populations benefit from programmes to prevent and treat malnutrition and improve diets

CSP Output 09: Targeted populations (women, men, girls and boys) receive SBCC on appropriate infant and young child feeding (IYCF) and other family practices to prevent to prevent all forms of malnutrition

Output indicator	Detailed indicator	Sub Activity	Unit of measure	Planned	Actual
E.4: Number of people reached through interpersonal social and behaviour change communication (SBCC) approaches (complementary with UNICEF, FAO, WFP, WHO)	E.4.1: Number of people reached through interpersonal social and behaviour change communication (SBCC) approaches (complementary with UNICEF, FAO, WFP, WHO)	Prevention of acute malnutrition	Individual	35,100	35,100

Outcome Results

Activity 03: Provide an integrated nutrition package to beneficiaries including access to nutritious food, quality care, SBCC, and capacity strengthening to prevent malnutrition

Outcome Indicator	Sex	Baseline	End-CSP Target	2023 Target	2023 Follow-up	Source
-------------------	-----	----------	----------------	-------------	----------------	--------

Target Group: All Beneficiary Status - **Location:** Cameroon - **Modality:** - **Subactivity:** Prevention of acute malnutrition

Minimum diet diversity for women and girls of reproductive age	Overall	65	≥70	≥70	65	WFP programme monitoring
Proportion of eligible population reached by nutrition preventive programme (coverage)	Overall	89.16	≥85	≥85	67.97	WFP programme monitoring
Proportion of target population who participate in an adequate number of distributions (adherence)	Overall	75	≥80	≥80	56.17	WFP programme monitoring
Proportion of children 6-23 months of age who receive a minimum acceptable diet: Minimum Diet Diversity 6-23 months (MDD)	Overall	19	≥20	≥20	19	WFP programme monitoring
Proportion of children 6-23 months of age who receive a minimum acceptable diet: Minimum Meal Frequency 6-23 months (MMF)	Overall	22	≥50	≥50	22	WFP programme monitoring
Proportion of children 6-23 months of age who receive a minimum acceptable diet: Minimum Milk Feeding Frequency for Non-Breastfed children 6-23 months (MMFF)	Overall	10	≥20	≥20	10	WFP programme monitoring
Proportion of children 6-23 months of age who receive a minimum acceptable diet: Proportion of children 6-23 months of age who receive a minimum acceptable diet	Overall	6.7	≥20	≥20	6.7	WFP programme monitoring

Target Group: IDPs - **Location:** Cameroon - **Modality:** - **Subactivity:** Prevention of acute malnutrition

Minimum diet diversity for women and girls of reproductive age	Overall	63	≥70	≥70	63	WFP programme monitoring
Proportion of children 6-23 months of age who receive a minimum acceptable diet: Minimum Diet Diversity 6-23 months (MDD)	Overall	13	≥20	≥20	13	WFP programme monitoring

Proportion of children 6-23 months of age who receive a minimum acceptable diet: Minimum Meal Frequency 6-23 months (MMF)	Overall	31	≥50	≥50	31	WFP programme monitoring
Proportion of children 6-23 months of age who receive a minimum acceptable diet: Minimum Milk Feeding Frequency for Non-Breastfed children 6-23 months (MMFF)	Overall	19	≥20	≥20	19	WFP programme monitoring
Proportion of children 6-23 months of age who receive a minimum acceptable diet: Proportion of children 6-23 months of age who receive a minimum acceptable diet	Overall	13	≥20	≥20	13	WFP programme monitoring
Target Group: Refugees - Location: Cameroon - Modality: - Subactivity: Prevention of acute malnutrition						
Minimum diet diversity for women and girls of reproductive age	Overall	73	≥70	≥70	73	WFP programme monitoring
Proportion of children 6-23 months of age who receive a minimum acceptable diet: Minimum Diet Diversity 6-23 months (MDD)	Overall	45	≥20	≥20	45	WFP programme monitoring
Proportion of children 6-23 months of age who receive a minimum acceptable diet: Minimum Meal Frequency 6-23 months (MMF)	Overall	15	≥50	≥50	15	WFP programme monitoring
Proportion of children 6-23 months of age who receive a minimum acceptable diet: Minimum Milk Feeding Frequency for Non-Breastfed children 6-23 months (MMFF)	Overall	10	≥20	≥20	10	WFP programme monitoring
Proportion of children 6-23 months of age who receive a minimum acceptable diet: Proportion of children 6-23 months of age who receive a minimum acceptable diet	Overall	0	≥20	≥20	0	WFP programme monitoring
Target Group: Residents - Location: Cameroon - Modality: - Subactivity: Prevention of acute malnutrition						
Minimum diet diversity for women and girls of reproductive age	Overall	59	≥70	≥70	59	WFP programme monitoring
Proportion of children 6-23 months of age who receive a minimum acceptable diet: Minimum Diet Diversity 6-23 months (MDD)	Overall	13	≥20	≥20	13	WFP programme monitoring
Proportion of children 6-23 months of age who receive a minimum acceptable diet: Minimum Meal Frequency 6-23 months (MMF)	Overall	22	≥50	≥50	22	WFP programme monitoring
Proportion of children 6-23 months of age who receive a minimum acceptable diet: Minimum Milk Feeding Frequency for Non-Breastfed children 6-23 months (MMFF)	Overall	7	≥20	≥20	7	WFP programme monitoring
Proportion of children 6-23 months of age who receive a minimum acceptable diet: Proportion of children 6-23 months of age who receive a minimum acceptable diet	Overall	7	≥20	≥20	7	WFP programme monitoring
Target Group: Returnee - Location: Cameroon - Modality: - Subactivity: Prevention of acute malnutrition						
Minimum diet diversity for women and girls of reproductive age	Overall	65	≥70	≥70	65	WFP programme monitoring
Proportion of children 6-23 months of age who receive a minimum acceptable diet: Minimum Diet Diversity 6-23 months (MDD)	Overall	0	≥20	≥20	0	WFP programme monitoring

Proportion of children 6-23 months of age who receive a minimum acceptable diet: Minimum Meal Frequency 6-23 months (MMF)	Overall	0	≥50	≥50	0	WFP programme monitoring
Proportion of children 6-23 months of age who receive a minimum acceptable diet: Minimum Milk Feeding Frequency for Non-Breastfed children 6-23 months (MMFF)	Overall	0	≥20	≥20	0	WFP programme monitoring
Proportion of children 6-23 months of age who receive a minimum acceptable diet: Proportion of children 6-23 months of age who receive a minimum acceptable diet	Overall	0	≥20	≥20	0	WFP programme monitoring

Strategic Outcome 03: Food-insecure and climate-affected populations and smallholder farmers have enhanced livelihoods and resilience to shocks by 2026 **Resilience Building**

Output Results

Activity 04: Provide livelihood support to targeted groups including through productive asset creation and regeneration, and value chain development

Corporate output 3.1: People and communities have access to productive assets to better cope with shocks and stressors

CSP Output 12: Targeted food-insecure populations, especially women including climate-affected communities, receive timely and adequate support, nutrition-sensitive FFA and technical assistance in disaster preparedness, to improve their livelihoods and strengthen their resilience to climate change and other shocks

Output Indicator	Beneficiary Group	Sub Activity	Unit of measure	Planned	Actual
A.1.6 Number of people receiving food/cash-based transfers/commodity vouchers/capacity strengthening transfers under food assistance for assets (complementary with ILO, UNDP, World Bank, UNHCR, UNICEF)	All	Food assistance for asset	Female	15,300	15,245
			Male	14,700	9,081
			Total	30,000	24,326
A.2.6 Quantity of food provided to people enrolled in food assistance for assets activities			MT	2,889	510.87
A.3.4 Total value of cash transferred to people enrolled in food assistance for assets activities			USD	2,088,000	53,726
A.8 Number of rations provided through conditional or unconditional assistance		Food assistance for asset	Number	10,800,000	1,133,200
B.1.5 Quantity of fortified food provided unconditionally or to restore infrastructure and community assets			MT	243	51.98

CSP Output 16: Children in targeted rural and urban areas benefit from locally sourced, freshly-cooked and nutritious school meals to improve their food security and school performance

Output Indicator	Beneficiary Group	Sub Activity	Unit of measure	Planned	Actual
A.1.3 Number of girls and boys receiving food/cash-based transfers/commodity vouchers/capacity strengthening transfers through school-based programmes	All	School feeding (on-site)	Female	4,300	
			Male	5,700	
			Total	10,000	
A.4.2 Total value of vouchers (value voucher or commodity voucher) transferred to family members of girls and boys benefiting from school-based programmes			USD	504,000	

Other Output

Activity 04: Provide livelihood support to targeted groups including through productive asset creation and regeneration, and value chain development

Corporate Output 3.1: People and communities have access to productive assets to better cope with shocks and stressors

CSP Output 12: Targeted food-insecure populations, especially women including climate-affected communities, receive timely and adequate support, nutrition-sensitive FFA and technical assistance in disaster preparedness, to improve their livelihoods and strengthen their resilience to climate change and other shocks

Output indicator	Detailed indicator	Sub Activity	Unit of measure	Planned	Actual
D.1.1: Number of assets built, restored or maintained by targeted households and communities, by type and unit of measure	D.1.1.g.11: Number of water points (ponds, shallow wells, weirs, dams) constructed or rehabilitated	Food assistance for asset	Number	146	148
D.1.1: Number of assets built, restored or maintained by targeted households and communities, by type and unit of measure	D.1.1.g.13: Total number of climate adaptation assets built, restored or maintained	Food assistance for asset	Number	20	20
D.1.1: Number of assets built, restored or maintained by targeted households and communities, by type and unit of measure	D.1.1.g.1: Hectares of community gardens and orchards established/rehabilitated	Food assistance for asset	Ha	18	38
D.1.1: Number of assets built, restored or maintained by targeted households and communities, by type and unit of measure	D.1.1.g.5: Kilometers of drainage canals and flood protection dykes built/rehabilitated	Food assistance for asset	Km	2	2
D.1.1: Number of assets built, restored or maintained by targeted households and communities, by type and unit of measure	D.1.1.g.8: Number of community infrastructure	Food assistance for asset	Number	20	16

Corporate Output 3.3: Smallholder farmers and value chain actors have increased capacity to produce and aggregate marketable surpluses, reduce post-harvest losses, access markets and leverage linkages to schools

CSP Output 13: Targeted food insecure populations benefit from strengthened capacities in sustainable food production and access to financial services to enhance and diversify their productivity along the food systems and deliver nutritious diets

Output indicator	Detailed indicator	Sub Activity	Unit of measure	Planned	Actual
C.5: Number of capacity strengthening initiatives facilitated by WFP to enhance national stakeholder capacities to contribute to Zero Hunger and other SDGs	C.5.g.5: Number of training series organized	Community and household asset creation (CCS)	Number Number	10	10
G.8: Number of people provided with direct access to information on climate and weather risks	G.8.4: Number of people provided with direct access to information on climate and weather risks through face-to-face communication channels	Community and household asset creation	Individual Individual	2,000	2,000

CSP Output 14: Targeted smallholders receive technical assistance to access improved innovative technologies (post-harvest management, food handling and processing) and reliable market opportunities to enhance their productivity and their role in the value chain including in relation to home-grown school feeding

Output indicator	Detailed indicator	Sub Activity	Unit of measure	Planned	Actual
C.5: Number of capacity strengthening initiatives facilitated by WFP to enhance national stakeholder capacities to contribute to Zero Hunger and other SDGs	C.5.g.6: Number of training sessions/workshops organized	Smallholder Agricultural Market Support Activities (CCS)	Number	236	236

Outcome Results

Activity 04: Provide livelihood support to targeted groups including through productive asset creation and regeneration, and value chain development

Outcome Indicator	Sex	Baseline	End-CSP Target	2023 Target	2023 Follow-up	Source
Target Group: All Beneficiary Status - Location: Cameroon - Modality: - Subactivity: Food assistance for asset						
Consumption-based coping strategy index (average)	Overall	0	≤7	≤7	10.3	WFP programme monitoring
Food consumption score: Percentage of households with Acceptable Food Consumption Score	Overall	0	≥80	≥80	86	WFP programme monitoring
Food consumption score: Percentage of households with Borderline Food Consumption Score	Overall	0	≤15	≤15	10	WFP programme monitoring
Food consumption score: Percentage of households with Poor Food Consumption Score	Overall	0	<5	<5	4	WFP programme monitoring
Livelihood coping strategies for food security: Percentage of households using crisis coping strategies	Overall	26	≤15	≤15	26	WFP programme monitoring
Livelihood coping strategies for food security: Percentage of households using emergency coping strategies	Overall	8	<5	<5	8	WFP programme monitoring
Livelihood coping strategies for food security: Percentage of households using stress coping strategies	Overall	28	≤20	≤20	28	WFP programme monitoring
Livelihood coping strategies for food security: Percentage of households not using livelihood based coping strategies	Overall	38	≥60	≥60	38	WFP programme monitoring
Percentage of the population in targeted communities reporting benefits from an enhanced livelihood asset base	Overall	77	≥90	≥85	77	WFP programme monitoring
Target Group: IDPs - Location: Cameroon - Modality: - Subactivity: Food assistance for asset						
Consumption-based coping strategy index (average)	Overall	0	≤7	≤7	20.5	WFP programme monitoring
Food consumption score: Percentage of households with Acceptable Food Consumption Score	Overall	0	≥80	≥80	99	WFP programme monitoring
Food consumption score: Percentage of households with Borderline Food Consumption Score	Overall	0	≤15	≤15	0	WFP programme monitoring
Food consumption score: Percentage of households with Poor Food Consumption Score	Overall	0	<5	<5	1	WFP programme monitoring
Livelihood coping strategies for food security: Percentage of households using crisis coping strategies	Overall	18	≤15	≤15	18	WFP programme monitoring
Livelihood coping strategies for food security: Percentage of households using emergency coping strategies	Overall	14	<5	<5	14	WFP programme monitoring
Livelihood coping strategies for food security: Percentage of households using stress coping strategies	Overall	20	≤20	≤20	20	WFP programme monitoring

Livelihood coping strategies for food security: Percentage of households not using livelihood based coping strategies	Overall	49	≥60	≥60	49	WFP programme monitoring
Percentage of the population in targeted communities reporting benefits from an enhanced livelihood asset base	Overall	83	≥90	≥85	83	WFP programme monitoring
Target Group: Refugees - Location: Cameroon - Modality: - Subactivity: Food assistance for asset						
Consumption-based coping strategy index (average)	Overall	0	≤7	≤7	7.3	WFP programme monitoring
Food consumption score: Percentage of households with Acceptable Food Consumption Score	Overall	0	≥80	≥80	72	WFP programme monitoring
Food consumption score: Percentage of households with Borderline Food Consumption Score	Overall	0	≤15	≤15	20	WFP programme monitoring
Food consumption score: Percentage of households with Poor Food Consumption Score	Overall	0	<5	<5	8	WFP programme monitoring
Livelihood coping strategies for food security: Percentage of households using crisis coping strategies	Overall	32	≤15	≤15	32	WFP programme monitoring
Livelihood coping strategies for food security: Percentage of households using emergency coping strategies	Overall	5	<5	<5	5	WFP programme monitoring
Livelihood coping strategies for food security: Percentage of households using stress coping strategies	Overall	31	≤20	≤20	31	WFP programme monitoring
Livelihood coping strategies for food security: Percentage of households not using livelihood based coping strategies	Overall	32	≥60	≥60	32	WFP programme monitoring
Percentage of the population in targeted communities reporting benefits from an enhanced livelihood asset base	Overall	66	≥90	≥85	66	WFP programme monitoring
Target Group: Residents - Location: Cameroon - Modality: - Subactivity: Food assistance for asset						
Consumption-based coping strategy index (average)	Overall	0	≤7	≤7	6.6	WFP programme monitoring
Food consumption score: Percentage of households with Acceptable Food Consumption Score	Overall	0	≥80	≥80	88	WFP programme monitoring
Food consumption score: Percentage of households with Borderline Food Consumption Score	Overall	0	≤15	≤15	9	WFP programme monitoring
Food consumption score: Percentage of households with Poor Food Consumption Score	Overall	0	<5	<5	3	WFP programme monitoring
Livelihood coping strategies for food security: Percentage of households using crisis coping strategies	Overall	26	≤15	≤15	28	WFP programme monitoring
Livelihood coping strategies for food security: Percentage of households using emergency coping strategies	Overall	8	<15	<5	8	WFP programme monitoring

Livelihood coping strategies for food security: Percentage of households using stress coping strategies	Overall	30	≤20	≤20	30	WFP programme monitoring
Livelihood coping strategies for food security: Percentage of households not using livelihood based coping strategies	Overall	37	≥60	≥60	37	WFP programme monitoring
Percentage of the population in targeted communities reporting benefits from an enhanced livelihood asset base	Overall	82	≥90	≥85	82	WFP programme monitoring
Target Group: Returnees - Location: Cameroon - Modality: - Subactivity: Food assistance for asset						
Consumption-based coping strategy index (average)	Overall	0	≤7	≤7	0	WFP programme monitoring
Food consumption score: Percentage of households with Acceptable Food Consumption Score	Overall	0	≥80	≥80	0	WFP programme monitoring
Food consumption score: Percentage of households with Borderline Food Consumption Score	Overall	0	≤15	≤15	0	WFP programme monitoring
Food consumption score: Percentage of households with Poor Food Consumption Score	Overall	0	<5	<5	0	WFP programme monitoring
Livelihood coping strategies for food security: Percentage of households using crisis coping strategies	Overall	0	≤15	≤15	0	WFP programme monitoring
Livelihood coping strategies for food security: Percentage of households using emergency coping strategies	Overall	0	<5	<5	0	WFP programme monitoring
Livelihood coping strategies for food security: Percentage of households using stress coping strategies	Overall	0	≤20	≤20	0	WFP programme monitoring
Livelihood coping strategies for food security: Percentage of households not using livelihood based coping strategies	Overall	0	≥60	≥60	0	WFP programme monitoring
Percentage of the population in targeted communities reporting benefits from an enhanced livelihood asset base	Overall	0	≥90	≥85	0	WFP programme monitoring

Strategic Outcome 04: National institutions and partners have strengthened capacities to manage food and nutrition programmes and social protection systems by 2030					Root Causes	
Other Output						
Activity 05: Provide capacity strengthening to national institutions and partners on the management of food and nutrition programmes, social protection, emergency preparedness and response, disaster management and supply chain services						
Corporate Output 4.2: Components of national emergency preparedness and response, social protection and food systems are strengthened						
CSP Output 16: Food insecure and nutritionally vulnerable populations benefit from strengthened government and partners capacities in food and nutrition, social protection, emergency preparedness and response, interventions to meet their food and nutrition needs						
Output indicator	Detailed indicator	Sub Activity	Unit of measure	Planned	Actual	
C.5: Number of capacity strengthening initiatives facilitated by WFP to enhance national stakeholder capacities to contribute to Zero Hunger and other SDGs	C.5.g.3: Number of other technical assistance activities provided	Food Security Sector (CCS)	Number	10	5	
C.5: Number of capacity strengthening initiatives facilitated by WFP to enhance national stakeholder capacities to contribute to Zero Hunger and other SDGs	C.5.g.4: Number of South-South exchanges facilitated between provider country and host government	Food Security Sector (CCS)	Number	6	4	
C.5: Number of capacity strengthening initiatives facilitated by WFP to enhance national stakeholder capacities to contribute to Zero Hunger and other SDGs	C.5.g.5: Number of training series organized	Food Security Sector (CCS)	Number	2	2	
C.5: Number of capacity strengthening initiatives facilitated by WFP to enhance national stakeholder capacities to contribute to Zero Hunger and other SDGs	C.5.g.6: Number of training sessions/workshops organized	Food Security Sector (CCS)	Number	6	5	

Outcome Results						
Activity 05: Provide capacity strengthening to national institutions and partners on the management of food and nutrition programmes, social protection, emergency preparedness and response, disaster management and supply chain services						
Outcome Indicator	Sex	Baseline	End-CSP Target	2023 Target	2023 Follow-up	Source
Target Group: Government and Partners - Location: Cameroon - Modality: - Subactivity: Food Security Sector (CCS)						
Number of national policies, strategies, programmes and other system components contributing to Zero Hunger and other SDGs enhanced with WFP capacity strengthening support	Overall	8	=10	=5	4	Secondary data

Outcome Results						
Activity 06: Provide UNHAS to the Government, humanitarian partners						
Outcome Indicator	Sex	Baseline	End-CSP Target	2023 Target	2023 Follow-up	Source
Target Group: All Partner Users - Location: Cameroon - Modality: - Subactivity: Technical Emergency Response Air Transport Service support and planning solutions						
Percentage of users satisfied with services provided	Overall	98	=100	=100	100	Secondary data

Cross-cutting Indicators

Nutrition integration indicators

Nutrition integration indicators						
Cross-cutting indicators at CSP level						
CrossCutting Indicator	Sex	Baseline	End-CSP Target	2023 Target	2023 Follow-up	Source
Percentage of people supported by WFP operations and services who are able to meet their nutritional needs through an effective combination of fortified food, specialized nutritious products and actions to support diet diversification	Overall	81	≥80	≥80		Secondary data

Nutrition integration indicators						
Cross-cutting indicators at Activity level						
Activity 01: Provide an integrated food and nutritional assistance to crisis-affected populations to support their self-reliance and recovery needs						
CrossCutting Indicator	Sex	Baseline	End-CSP Target	2023 Target	2023 Follow-up	Source
Target Group: All Beneficiary Group - Location: Cameroon - Modality: - - Subactivity: Prevention of acute malnutrition						
Percentage of people supported by WFP operations and services who are able to meet their nutritional needs through an effective combination of fortified food, specialized nutritious products and actions to support diet diversification	Overall	0				WFP programme monitoring
Target Group: All Beneficiary Status - Location: Cameroon - Modality: - - Subactivity: Prevention of acute malnutrition						
Percentage of WFP beneficiaries who benefit from a nutrition-sensitive programme component	Overall	0				WFP programme monitoring

Gender equality and women's empowerment indicators

Gender equality and women's empowerment indicators						
Cross-cutting indicators at CSP level						
CrossCutting Indicator	Sex	Baseline	End-CSP Target	2023 Target	2023 Follow-up	Source
Percentage of food assistance decision making entity members who are women	Overall	40	≥50	≥50	42.72	Secondary data
Type of transfer (food, cash, voucher, no compensation) received by participants in WFP activities, disaggregated by sex, age and type of activity	Overall	3	=3	=3	3	WFP programme monitoring

Gender equality and women's empowerment indicators						
Cross-cutting indicators at Activity level						
Activity 01: Provide an integrated food and nutritional assistance to crisis-affected populations to support their self-reliance and recovery needs						
CrossCutting Indicator	Sex	Baseline	End-CSP Target	2023 Target	2023 Follow-up	Source
Target Group: All Beneficiary Status - Location: Cameroon - Modality: - - Subactivity: General Distribution						
Percentage of households where women, men, or both women and men make decisions on the use of food/cash/vouchers, disaggregated by transfer modality - <i>Decisions jointly made by women and men</i>	Overall	34	≤30	≤30	31	WFP programme monitoring
Percentage of households where women, men, or both women and men make decisions on the use of food/cash/vouchers, disaggregated by transfer modality - <i>Decisions made by men</i>	Overall	10	≤20	≤20	22	WFP programme monitoring
Percentage of households where women, men, or both women and men make decisions on the use of food/cash/vouchers, disaggregated by transfer modality - <i>Decisions made by women</i>	Overall	56	≥50	≥50	47	WFP programme monitoring

Protection indicators

Protection indicators						
Cross-cutting indicators at Activity level						
Activity 01: Provide an integrated food and nutritional assistance to crisis-affected populations to support their self-reliance and recovery needs						
CrossCutting Indicator	Sex	Baseline	End-CSP Target	2023 Target	2023 Follow-up	Source
Target Group: All Beneficiary Status - Location: Cameroon - Modality: - - Subactivity: General Distribution						
Percentage of beneficiaries reporting no safety concerns experienced as a result of their engagement in WFP programmes	Overall	94.5	=100	=100	95.32	WFP programme monitoring
Target Group: All Beneficiary Status - Location: Cameroon - Modality: - - Subactivity: Prevention of acute malnutrition						
Number of women, men, boys and girls with disabilities accessing food/cash-based transfers/commodity vouchers/capacity strengthening services	Overall	47			47	Secondary data
Percentage of beneficiaries who report being treated with respect as a result of their engagement in programmes	Overall	99	=100	=100	98.83	WFP programme monitoring
Target Group: All Beneficiary status - Location: Cameroon - Modality: - - Subactivity: Food assistance for asset						
Percentage of beneficiaries reporting no safety concerns experienced as a result of their engagement in WFP programmes	Overall	92	=100	=100	85.04	WFP programme monitoring
Percentage of beneficiaries who report being treated with respect as a result of their engagement in programmes	Overall	99	=100	=100	98.89	WFP programme monitoring
Percentage of beneficiaries who report they experienced no barriers to accessing food and nutrition assistance	Overall	94	=100	=100	94.15	WFP programme monitoring
Target Group: All Beneficiary status - Location: Cameroon - Modality: - - Subactivity: General Distribution						
Number of women, men, boys and girls with disabilities accessing food/cash-based transfers/commodity vouchers/capacity strengthening services	Overall	10,586			10,586	Secondary data
Percentage of beneficiaries who report being treated with respect as a result of their engagement in programmes	Overall	98	=100	=100	98.74	WFP programme monitoring
Percentage of beneficiaries who report they experienced no barriers to accessing food and nutrition assistance	Overall	96.4	=100	=100	96.33	WFP programme monitoring
Target Group: All Beneficiary status - Location: Cameroon - Modality: - - Subactivity: Prevention of acute malnutrition						
Percentage of beneficiaries reporting no safety concerns experienced as a result of their engagement in WFP programmes	Overall	95	=100	=100	95.45	WFP programme monitoring
Percentage of beneficiaries who report they experienced no barriers to accessing food and nutrition assistance	Overall	98	=100	=100	97.51	WFP programme monitoring
Activity 03: Provide an integrated nutrition package to beneficiaries including access to nutritious food, quality care, SBCC, and capacity strengthening to prevent malnutrition						
CrossCutting Indicator	Sex	Baseline	End-CSP Target	2023 Target	2023 Follow-up	Source
Target Group: All Beneficiary Status - Location: Cameroon - Modality: - - Subactivity: Prevention of acute malnutrition						
Percentage of beneficiaries who report being treated with respect as a result of their engagement in programmes	Overall	99	=100	=100	98.83	WFP programme monitoring
Target Group: All Beneficiary status - Location: Cameroon - Modality: - - Subactivity: Prevention of acute malnutrition						

Number of women, men, boys and girls with disabilities accessing food/cash-based transfers/commodity vouchers/capacity strengthening services	Overall	39			39	Secondary data
Percentage of beneficiaries reporting no safety concerns experienced as a result of their engagement in WFP programmes	Overall	95	=100	=100	95.45	WFP programme monitoring
Percentage of beneficiaries who report they experienced no barriers to accessing food and nutrition assistance	Overall	98	=100	=100	97.51	WFP programme monitoring
Activity 04: Provide livelihood support to targeted groups including through productive asset creation and regeneration, and value chain development						
CrossCutting Indicator	Sex	Baseline	End-CSP Target	2023 Target	2023 Follow-up	Source
Target Group: All Beneficiary status - Location: Cameroon - Modality: - - Subactivity: Food assistance for asset						
Number of women, men, boys and girls with disabilities accessing food/cash-based transfers/commodity vouchers/capacity strengthening services	Overall	3			3	Secondary data
Target Group: All Beneficiary Status - Location: Cameroon - Modality: - - Subactivity: Food assistance for asset						
Percentage of beneficiaries who report being treated with respect as a result of their engagement in programmes	Overall	99	=100	=100	98.89	WFP programme monitoring
Target Group: All Beneficiary status - Location: Cameroon - Modality: - - Subactivity: Food assistance for asset						
Percentage of beneficiaries reporting no safety concerns experienced as a result of their engagement in WFP programmes	Overall	92	=100	=100	91.77	WFP programme monitoring
Percentage of beneficiaries who report they experienced no barriers to accessing food and nutrition assistance	Overall	94	=100	=100	94.15	WFP programme monitoring

Accountability to Affected Population indicators

Accountability indicators						
Cross-cutting indicators at CSP level						
CrossCutting Indicator	Sex	Baseline	End-CSP Target	2023 Target	2023 Follow-up	Source
Country office has a functioning community feedback mechanism	Overall	Yes	Yes	Yes	Yes	WFP programme monitoring
Country office has an action plan on community engagement	Overall	Yes	No	No	Yes	Secondary data
Country office meets or exceeds United Nations Disability Inclusion Strategy (UNDIS) standards on consulting organizations of persons with disabilities (QCPR)	Overall	Meeting	Exceeding	Meeting	Meeting	WFP programme monitoring

Cover page photo © WFP/Sylvie Njobati

Woman watering a vegetable garden with irrigation system created as part of malnutrition prevention in the arid Far North Region of Cameroon

World Food Programme

Contact info

Wanja Kaaria

wanja.kaaria@wfp.org

Financial Section

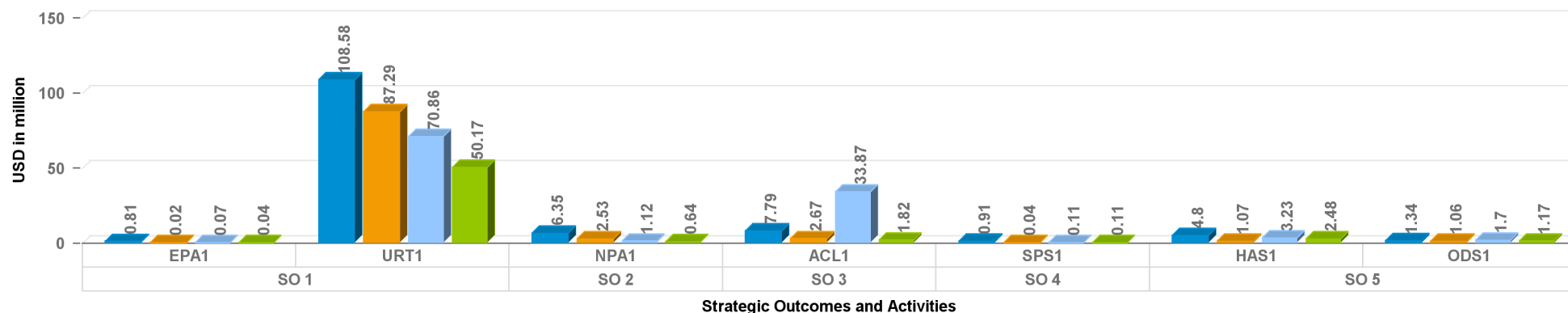
Financial information is taken from WFP's financial records which have been submitted to WFP's auditors.

Annual Country Report

Cameroon Country Portfolio Budget 2023 (2022-2026)

Annual Financial Overview for the period 1 January to 31 December 2023 (Amount in USD)

Annual CPB Overview



■ Needs Based Plan ■ Implementation Plan ■ Available Resources ■ Expenditures

Code	Strategic Outcome	
SO 1		Crisis-affected populations including refugees, IDPs, returnees and host population in Cameroon have safe access to adequate and nutritious food during and in the aftermath of crises
SO 2		Children 6-23 months, adolescent girls, pregnant and lactating women and other nutritionally vulnerable people in prioritized regions have improved nutrition status and resilience in line with national standards by 2026
SO 3		Food-insecure and climate-affected populations and smallholder farmers have enhanced livelihoods and resilience to shocks by 2026
SO 4		National institutions and partners have strengthened capacities to manage food and nutrition programmes and social protection systems by 2030
SO 5		The government, humanitarian and development partners in Cameroon can reach vulnerable populations and respond to emergencies throughout the year
Code	Activity Code	Country Activity Long Description
SO 1	EPA1	Provide capacity strengthening on emergency preparedness and response to local authorities and humanitarian partners working in crisis-affected areas
SO 1	URT1	Provide an integrated food and nutritional assistance to crisis-affected populations to support their self-reliance and recovery needs
SO 2	NPA1	Provide an integrated nutrition package to beneficiaries including access to nutritious food, quality care, SBCC, and capacity strengthening to prevent malnutrition
SO 3	ACL1	Provide livelihood support to targeted groups including through productive asset creation and regeneration, and value chain development
SO 4	SPS1	Provide capacity strengthening to national institutions and partners on the management of food and nutrition programmes, social protection, emergency preparedness and response, disaster management and supply chain services
SO 5	HAS1	Provide UNHAS to the Government, humanitarian partners
SO 5	ODS1	Provide on demand supply chain, ICT and coordination services to the Government, humanitarian and development partners

Annual Country Report

Cameroon Country Portfolio Budget 2023 (2022-2026)

Annual Financial Overview for the period 1 January to 31 December 2023 (Amount in USD)

SDG Target	Strategic Outcome	Country Activity Description	Needs Based Plan	Implementation Plan	Available Resources	Expenditures
2.1	Crisis-affected populations including refugees, IDPs, returnees and host population in Cameroon have safe access to adequate and nutritious food during and in the aftermath of crises	Provide an integrated food and nutritional assistance to crisis-affected populations to support their self-reliance and recovery needs	108,577,402	87,289,466	70,859,429	50,167,525
		Provide capacity strengthening on emergency preparedness and response to local authorities and humanitarian partners working in crisis-affected areas	812,016	24,272	71,796	36,741
		Non Activity Specific	0	0	25,826	0
Subtotal SDG Target 2.1 Access to Food (SDG Target 2.1)			109,389,418	87,313,738	70,957,051	50,204,266
2.2	Children 6-23 months, adolescent girls, pregnant and lactating women and other nutritionally vulnerable people in prioritized regions have improved nutrition status and resilience in line with national standards by 2026	Provide an integrated nutrition package to beneficiaries including access to nutritious food, quality care, SBCC, and capacity strengthening to prevent malnutrition	6,346,068	2,534,742	1,118,386	642,780
Subtotal SDG Target 2.2 End Malnutrition (SDG Target 2.2)			6,346,068	2,534,742	1,118,386	642,780

Annual Country Report

Cameroon Country Portfolio Budget 2023 (2022-2026)

Annual Financial Overview for the period 1 January to 31 December 2023 (Amount in USD)

SDG Target	Strategic Outcome	Country Activity Description	Needs Based Plan	Implementation Plan	Available Resources	Expenditures
2.4	Food-insecure and climate-affected populations and smallholder farmers have enhanced livelihoods and resilience to shocks by 2026	Provide livelihood support to targeted groups including through productive asset creation and regeneration, and value chain development	7,788,127	2,674,390	33,874,540	1,816,634
2.4)	Subtotal SDG Target 2.4 Sustainable Food System (SDG Target 2.4)		7,788,127	2,674,390	33,874,540	1,816,634
17.9	National institutions and partners have strengthened capacities to manage food and nutrition programmes and social protection systems by 2030	Provide capacity strengthening to national institutions and partners on the management of food and nutrition programmes, social protection, emergency preparedness and response, disaster management and supply chain services	912,606	44,955	111,805	107,106
	Subtotal SDG Target 17.9 Capacity Building (SDG Target 17.9)		912,606	44,955	111,805	107,106
17.16	The government, humanitarian and development partners in Cameroon can reach vulnerable populations and respond to emergencies throughout the year	Provide on demand supply chain, ICT and coordination services to the Government, humanitarian and development partners	1,344,711	1,062,085	1,695,005	1,167,111
		Provide UNHAS to the Government, humanitarian partners	4,802,530	1,074,086	3,231,582	2,483,933
	Subtotal SDG Target 17.16 Global Partnership (SDG Target 17.16)		6,147,241	2,136,170	4,926,587	3,651,044
	Non SO Specific	Non Activity Specific	0	0	986,360	0
	Subtotal SDG Target		0	0	986,360	0
	Total Direct Operational Cost		130,583,460	94,703,996	111,974,728	56,421,830

This computer generated report is certified by the Chief of Contribution Accounting and Donor Financial Reporting Branch (FINC)

Annual Country Report

Cameroon Country Portfolio Budget 2023 (2022-2026)

Annual Financial Overview for the period 1 January to 31 December 2023 (Amount in USD)

SDG Target	Strategic Outcome	Country Activity Description	Needs Based Plan	Implementation Plan	Available Resources	Expenditures
			8,805,863	8,178,112	7,654,202	5,657,210
			139,389,323	102,882,108	119,628,931	62,079,040
			8,967,006	6,612,340	3,179,024	3,179,024
			148,356,328	109,494,448	122,807,955	65,258,065



Wannee Piyabongkarn

Chief

Contribution Accounting and Donor Financial Reporting Branch

Columns Definition

Needs Based Plan

Latest annual approved version of operational needs as of December of the reporting year. WFP's needs-based plans constitute an appeal for resources to implement operations which are designed based on needs assessments undertaken in collaboration with government counterparts and partners

Implementation Plan

Implementation Plan as of January of the reporting period which represents original operational prioritized needs taking into account funding forecasts of available resources and operational challenges

Available Resources

Unspent Balance of Resources carried forward, Allocated contribution in the current year, Advances and Other resources in the current year. It excludes contributions that are stipulated by donor for use in future years

Expenditures

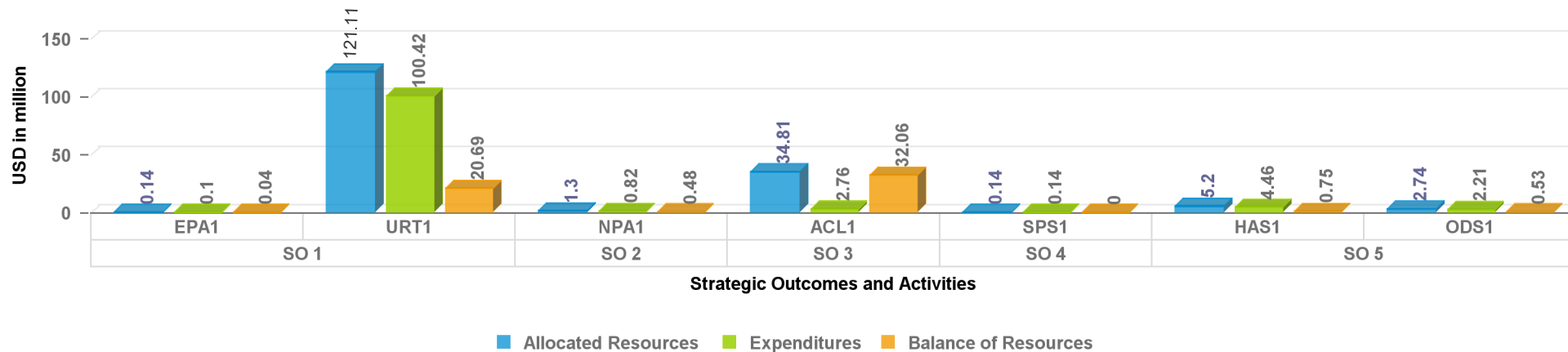
Monetary value of goods and services received and recorded within the reporting year

Annual Country Report

Cameroon Country Portfolio Budget 2023 (2022-2026)

Cumulative Financial Overview as at 31 December 2023 (Amount in USD)

Cumulative CPB Overview



Code	Strategic Outcome	
SO 1	Crisis-affected populations including refugees, IDPs, returnees and host population in Cameroon have safe access to adequate and nutritious food during and in the aftermath of crises	
SO 2	Children 6-23 months, adolescent girls, pregnant and lactating women and other nutritionally vulnerable people in prioritized regions have improved nutrition status and resilience in line with national standards by 2026	
SO 3	Food-insecure and climate-affected populations and smallholder farmers have enhanced livelihoods and resilience to shocks by 2026	
SO 4	National institutions and partners have strengthened capacities to manage food and nutrition programmes and social protection systems by 2030	
SO 5	The government, humanitarian and development partners in Cameroon can reach vulnerable populations and respond to emergencies throughout the year	
Code	Activity Code	Country Activity - Long Description
SO 1	EPA1	Provide capacity strengthening on emergency preparedness and response to local authorities and humanitarian partners working in crisis-affected areas
SO 1	URT1	Provide an integrated food and nutritional assistance to crisis-affected populations to support their self-reliance and recovery needs
SO 2	NPA1	Provide an integrated nutrition package to beneficiaries including access to nutritious food, quality care, SBCC, and capacity strengthening to prevent malnutrition
SO 3	ACL1	Provide livelihood support to targeted groups including through productive asset creation and regeneration, and value chain development
SO 4	SPS1	Provide capacity strengthening to national institutions and partners on the management of food and nutrition programmes, social protection, emergency preparedness and response, disaster management and supply chain services
SO 5	HAS1	Provide UNHAS to the Government, humanitarian partners
SO 5	ODS1	Provide on demand supply chain, ICT and coordination services to the Government, humanitarian and development partners

Annual Country Report

Cameroon Country Portfolio Budget 2023 (2022-2026)

Cumulative Financial Overview as at 31 December 2023 (Amount in USD)

SDG Target	Strategic Outcome	Country Activity Description	Needs Based Plan	Allocated Contributions	Advance and Allocation	Allocated Resources	Expenditures	Balance of Resources
2.1	Crisis-affected populations including refugees, IDPs, returnees and host population in Cameroon have safe access to adequate and nutritious food during and in the aftermath of crises	Provide an integrated food and nutritional assistance to crisis-affected populations to support their self-reliance and recovery needs	197,563,748	121,112,859	0	121,112,859	100,420,955	20,691,904
		Provide capacity strengthening on emergency preparedness and response to local authorities and humanitarian partners working in crisis-affected areas	1,581,209	135,636	0	135,636	100,581	35,055
		Non Activity Specific	0	25,826	0	25,826	0	25,826
Subtotal SDG Target 2.1 Access to Food (SDG Target 2.1)			199,144,956	121,274,321	0	121,274,321	100,521,536	20,752,785

This computer generated report is certified by the Chief of Contribution Accounting and Donor Financial Reporting Branch (FINC)

Annual Country Report

Cameroon Country Portfolio Budget 2023 (2022-2026)

Cumulative Financial Overview as at 31 December 2023 (Amount in USD)

SDG Target	Strategic Outcome	Country Activity Description	Needs Based Plan	Allocated Contributions	Advance and Allocation	Allocated Resources	Expenditures	Balance of Resources
2.2	Children 6-23 months, adolescent girls, pregnant and lactating women and other nutritionally vulnerable people in prioritized regions have improved nutrition status and resilience in line with national standards by 2026	Provide an integrated nutrition package to beneficiaries including access to nutritious food, quality care, SBCC, and capacity strengthening to prevent malnutrition	11,821,545	1,296,133	0	1,296,133	820,527	475,606
Subtotal SDG Target 2.2 End Malnutrition (SDG Target 2.2)			11,821,545	1,296,133	0	1,296,133	820,527	475,606
2.4	Food-insecure and climate-affected populations and smallholder farmers have enhanced livelihoods and resilience to shocks by 2026	Provide livelihood support to targeted groups including through productive asset creation and regeneration, and value chain development	14,431,715	34,812,974	0	34,812,974	2,755,068	32,057,906
Subtotal SDG Target 2.4 Sustainable Food System (SDG Target 2.4)			14,431,715	34,812,974	0	34,812,974	2,755,068	32,057,906
17.9	National institutions and partners have strengthened capacities to manage food and nutrition programmes and social protection systems by 2030	Provide capacity strengthening to national institutions and partners on the management of food and nutrition programmes, social protection, emergency preparedness and response, disaster management and supply chain services	1,811,300	140,088	0	140,088	135,390	4,699
Subtotal SDG Target 17.9 Capacity Building (SDG Target 17.9)			1,811,300	140,088	0	140,088	135,390	4,699

This computer generated report is certified by the Chief of Contribution Accounting and Donor Financial Reporting Branch (FINC)

Annual Country Report

Cameroon Country Portfolio Budget 2023 (2022-2026)

Cumulative Financial Overview as at 31 December 2023 (Amount in USD)

SDG Target	Strategic Outcome	Country Activity Description	Needs Based Plan	Allocated Contributions	Advance and Allocation	Allocated Resources	Expenditures	Balance of Resources
17.16	The government, humanitarian and development partners in Cameroon can reach vulnerable populations and respond to emergencies throughout the year	Provide on demand supply chain, ICT and coordination services to the Government, humanitarian and development partners	2,631,781	2,737,303	0	2,737,303	2,209,409	527,894
		Provide UNHAS to the Government, humanitarian partners	8,808,032	5,204,883	0	5,204,883	4,457,234	747,649
Subtotal SDG Target 17.16 Global Partnership (SDG Target 17.16)			11,439,813	7,942,187	0	7,942,187	6,666,644	1,275,543
	Non SO Specific	Non Activity Specific	0	986,360	0	986,360	0	986,360
Subtotal SDG Target			0	986,360	0	986,360	0	986,360
Total Direct Operational Cost			238,649,330	166,452,062	0	166,452,062	110,899,164	55,552,898
Direct Support Cost (DSC)			17,777,327	11,697,649	0	11,697,649	9,700,656	1,996,993
Total Direct Costs			256,426,657	178,149,711	0	178,149,711	120,599,820	57,549,891
Indirect Support Cost (ISC)			16,483,827	9,559,395		9,559,395	9,559,395	0
Grand Total			272,910,485	187,709,106	0	187,709,106	130,159,215	57,549,891

This donor financial report is interim



Wannee Piyabongkarn
Chief

Contribution Accounting and Donor Financial Reporting Branch

Columns Definition

Needs Based Plan

Latest approved version of operational needs. WFP's needs-based plans constitute an appeal for resources to implement operations which are designed based on needs assessments undertaken in collaboration with government counterparts and partners

Allocated Contributions

Allocated contributions include confirmed contributions with exchange rate variations, multilateral contributions, miscellaneous income, resource transferred, cost recovery and other financial adjustments (e.g. refinancing). It excludes internal advance and allocation and contributions that are stipulated by donor for use in future years.

Advance and allocation

Internal advanced/allocated resources but not repaid. This includes different types of internal advance (Internal Project Lending or Macro-advance Financing) and allocation (Immediate Response Account)

Allocated Resources

Sum of Allocated Contributions, Advance and Allocation

Expenditures

Cumulative monetary value of goods and services received and recorded within the reporting period

Balance of Resources

Allocated Resources minus Expenditures