



World Food
Programme

SAVING
LIVES

CHANGING
LIVES

Egypt

Annual Country Report 2023

Country Strategic Plan
2023 - 2028

Table of contents

Overview	3
Operational context	8
Irrigating for a Better Life	11
Programme performance	13
Strategic outcome 01	13
Strategic outcome 02	15
Strategic outcome 03	18
Cross-cutting results	21
Gender equality and women's empowerment	21
Protection and accountability to affected populations	23
Environmental sustainability	25
Nutrition integration	26
Partnerships	27
Financial Overview	29
Data Notes	34
Annex	36
Reporting on beneficiary information in WFP's annual country reports	36
Figures and Indicators	37
Beneficiaries by Sex and Age Group	37
Beneficiaries by Residence Status	37
Beneficiaries by Programme Area	37
Annual Food Transfer (mt)	38
Annual Cash Based Transfer and Commodity Voucher (USD)	38
Strategic Outcome and Output Results	38
Cross-cutting Indicators	50

Overview

Key messages

- In the prevailing socio-economic conditions, WFP continued its support to the Government of Egypt, through its new five-year Country Strategic Plan launched in July 2023, to address food security challenges.
- In the second half of 2023, WFP assisted 720,000 people in the most underprivileged areas, including over 200,000 refugees
- WFP scaled up its response capacity to respond and to provide support to two major emergencies in the region, the ongoing Sudan crisis since April 2023 and the conflict in Gaza starting in October 2023

WFP Egypt launched its new 2023-2028 Country Strategic Plan (CSP) in July to expand on the previous CSP and continue supporting the Government in addressing nutrition and food security challenges. WFP's CSP aims to address the root causes of food insecurity, poverty and malnutrition by implementing diverse interventions in the areas of social protection, nutrition, resilience-building among smallholder farmers, and national capacity strengthening in alignment with Egypt's Vision 2030 and the UN Sustainable Development Cooperation Framework¹.

From July to December 2023, WFP provided USD 27.9 million of **assistance to over 720,000 people**. WFP continued its critical support to the ongoing Sudan emergency response and contributed to the response efforts to the Gaza emergency in October.

Despite funding challenges, WFP continued providing vital **cash assistance to 185,000 refugees** and asylum seekers, including those affected by the Sudan crisis. However, **due to limited funding as of September 2023, WFP had to reduce the number of assisted refugees from other nationalities (excluding newcomer Sudanese) by 35 percent**. Additionally, cash assistance for nutritional support for 8,000 pregnant and breastfeeding refugee women (PBW) and food-for-training activities for 3,750 refugees and host communities continued to be halted.

From the onset of the Sudan crisis in April until December 2023, WFP provided **food and cash assistance to 115,000 people fleeing Sudan**, in partnership with the Egyptian Red Crescent (ERC) and other NGOs. WFP also offered its cash-delivery platform to sister UN agencies and partners to facilitate their reach to more vulnerable Sudanese. In response to the Gaza crisis starting in October 2023, WFP's Regional Bureau in Cairo provided logistical support to the emergency response efforts led by the government and the ERC for the delivery of critical food aid across the borders.

On the development front, WFP, in partnership with the Government of Egypt, strengthened its integrated rural development approach for the promotion of social protection, climate adaptation, education, nutrition and resilience-building, under the national 'Decent Life' initiative ('Hayah Karima' in Arabic) for the development of Egyptian rural villages. To boost employability and access to livelihood opportunities, WFP collaborated with the Ministry of Labour to offer **vocational training and skills development programmes to 379 young people**² in vulnerable situations, focusing on various fields in-demand in the labour market. This was complemented with capacity strengthening to the Ministry on labour market information management, fostering public-private partnerships, and a twinning programme between the ministry's trainers and service providers.

At the village level, WFP strengthened capacities of local stakeholders on food security, economic empowerment and other issues of concern through **social behavioural change communication (SBCC) activities**. WFP and the Ministry of Agriculture and Land Reclamation enhanced the resilience of smallholder farmers in Upper Egypt against the impact of climate change; **sustainable agricultural practices were introduced, including land consolidation, water-saving irrigation techniques and the utilization of solar energy**. Moreover, **farmers were trained on agricultural waste management** through machinery, serving as an additional source of income for households. WFP provided **rural women with in-kind loans**, such as live poultry, allowing for income-generation and improved food security to their families.

During the second half of 2023, WFP, in collaboration with the Ministry of Education and Technical Education, complemented the national school feeding programme, distributing **510 mt of daily in-school fortified date bars to about 99,000 community school students in nine governorates**, helping secure 25 percent of children's daily nutritional needs. Moreover, **241,000 family members of community school students received monthly cash assistance**, conditional on their children's regular school attendance, helping them meet their basic needs and

incentivizing them to keep children in school and protect them against negative coping strategies. WFP provided technical support to the national school attendance platform and implemented wide-scale **trainings for thousands of teachers** on its use, in addition to trainings on school feeding, nutrition and food handling to school feeding officers nationwide.

WFP has taken concrete steps to complement the Government's efforts to combat chronic malnutrition in Egypt through its support to the national 'first 1,000 days of life' nutrition programme. In partnership with the Ministry of Social Solidarity, WFP provided **monthly cash top-ups to 60,000 vulnerable Egyptian PBW and their children under the age of two** registered in the social safety net programme 'Solidarity and Dignity' ('Takaful w Karama' in Arabic).

WFP collaborated with the Government to establish sustainable food and national nutrition security programmes. **WFP supported the revival of the national flour fortification programme** to tackle micronutrient deficiencies among the Egyptian population with the **provision of equipment to approximately 76 participating flour mills** across the country.

Additionally, WFP contributed to strengthening capacities of national institutions through dedicated **training programmes for healthcare and community workers** involved in the national school nutrition, the 'first 1,000 days', and flour fortification programmes. These efforts align with WFP's goal of promoting sustainable food and nutrition security in Egypt through multisectoral integration of nutrition across different programmes.

Moreover, WFP and its partners implemented **SBCC initiatives, reaching over 12,000 mothers, children, and community members in 11 governorates** to enhance awareness on nutrition and health practices in alignment with national initiatives (such as Awareness, 'Waei' in Arabic, and '100 Million Healthy Lives', '100 Million Seha' in Arabic).

On the 2023 Sustainable Development Goal (SDG) Index, Egypt moved up six ranks from the previous year reaching 81/166. Egypt also ranked 31/166 countries in the International Spillover Index, with a significant spillover score of 98.7/100³. This score exemplifies Egypt's ability to significantly contribute positively and minimize the negative impact on other nations' endeavours toward achieving the SDGs.

The launch of the new CSP was developed in alignment with Egypt's Vision 2030 and a focus to enhance the Government's capacity to achieve SDGs 2 (Zero Hunger) and 17 (Partnerships).

720,789

Total beneficiaries in 2023



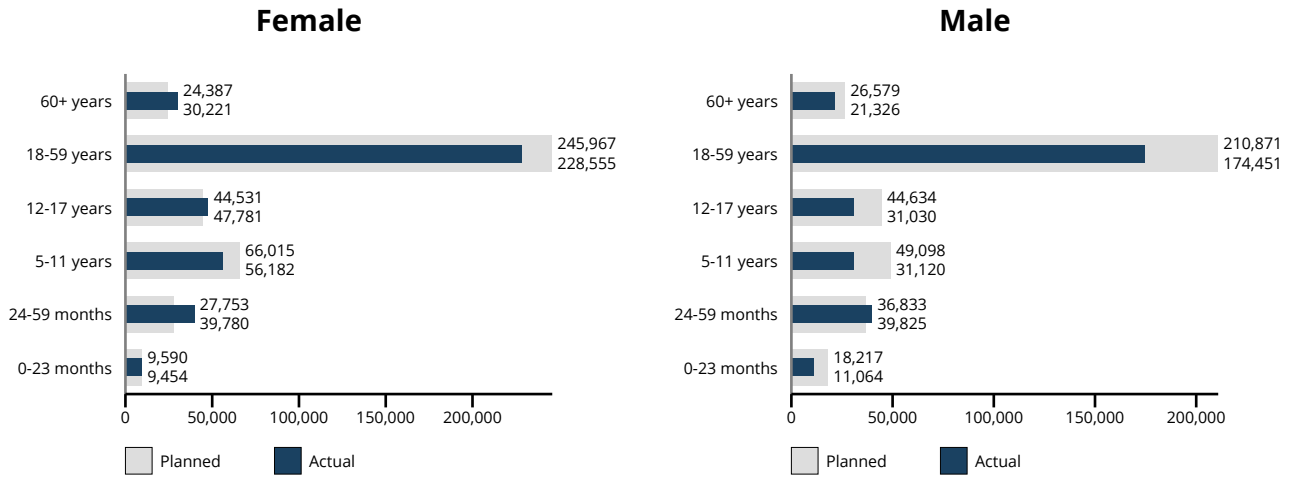
57% female



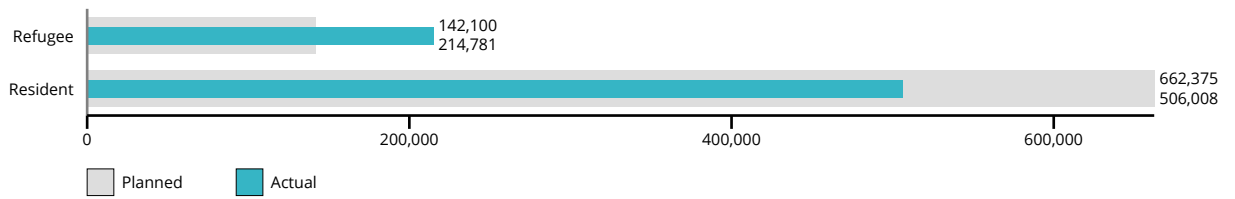
43% male

Estimated number of persons with disabilities: 4,360 (47% Female, 53% Male)

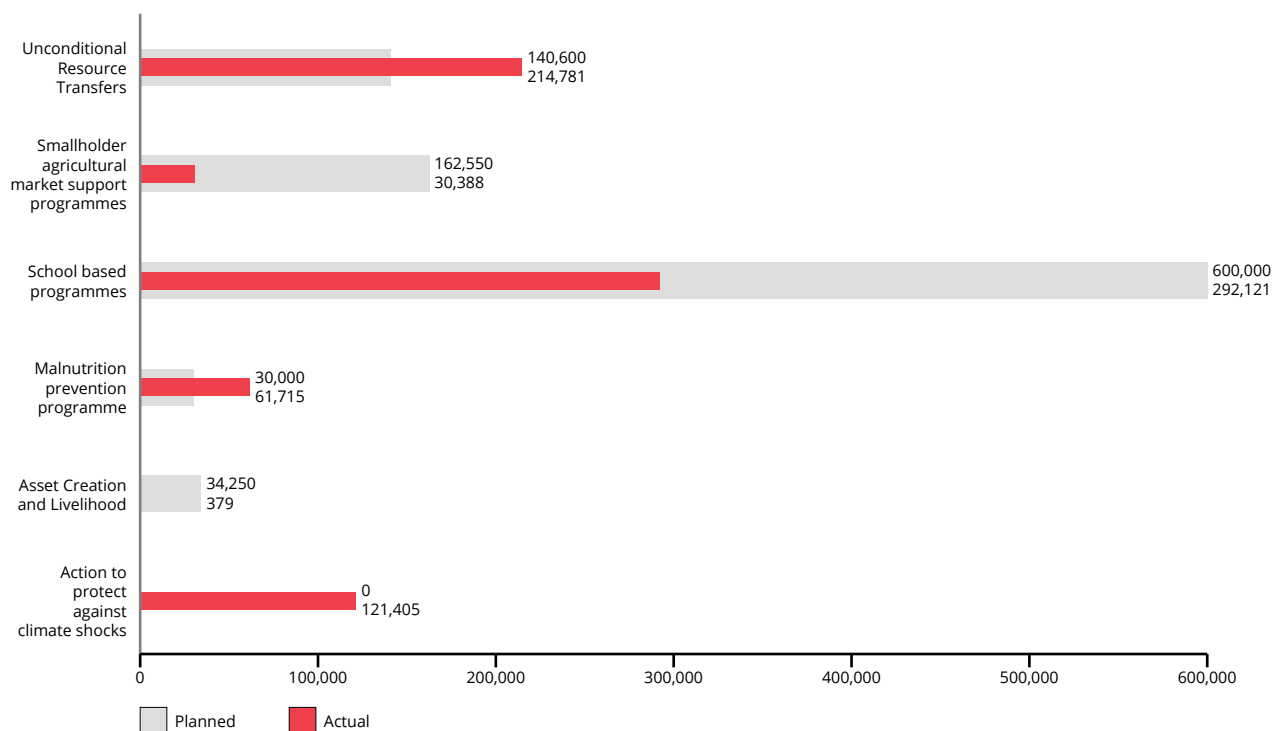
Beneficiaries by Sex and Age Group



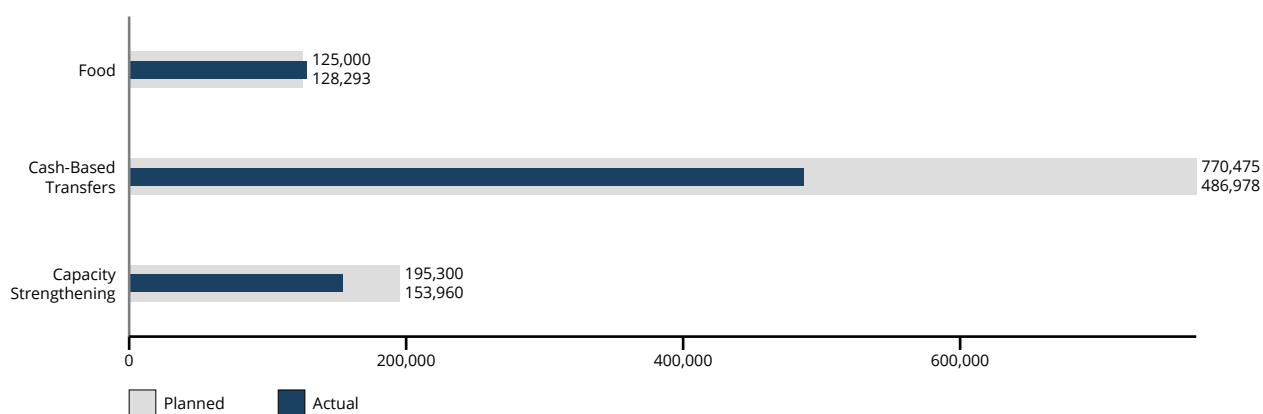
Beneficiaries by Residence Status



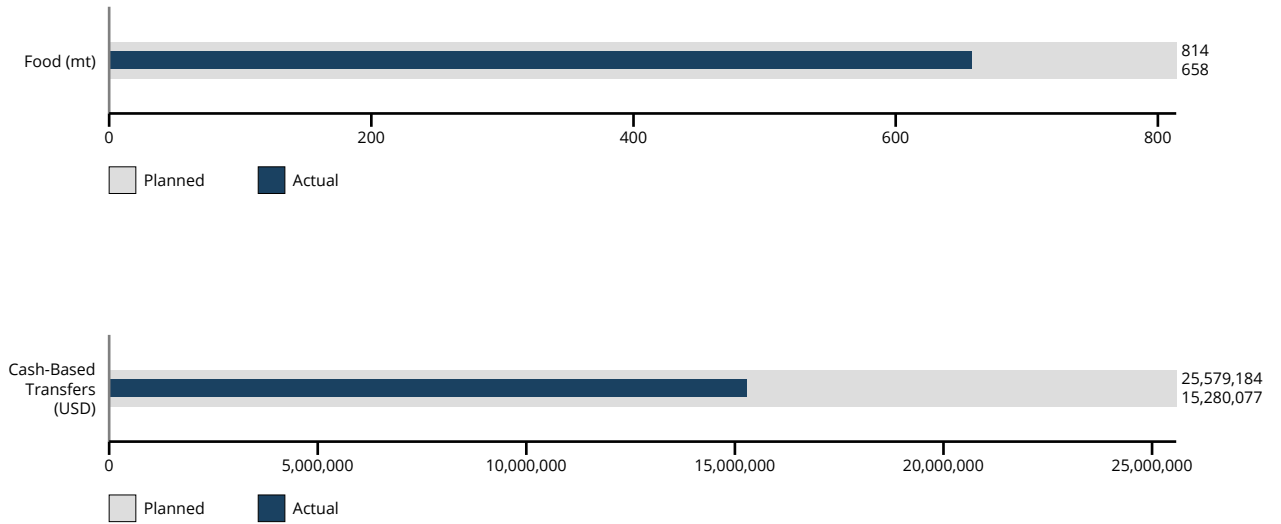
Beneficiaries by Programme Area



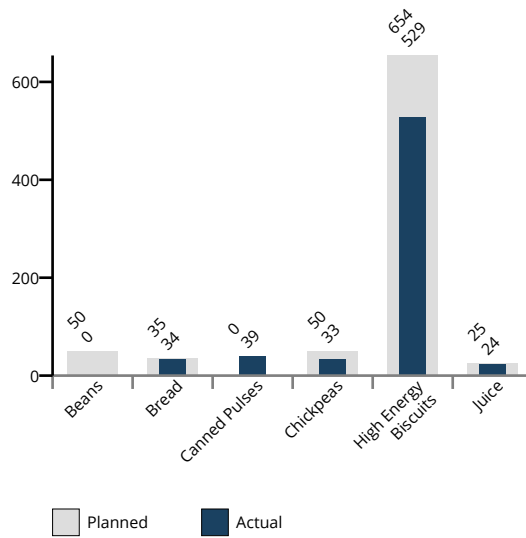
Beneficiaries by Modality



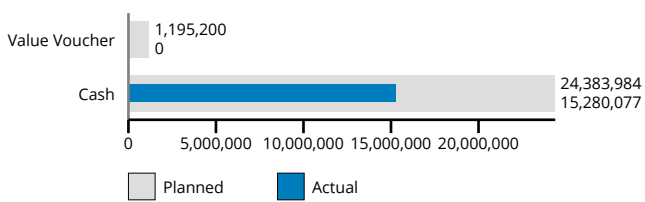
Total Transfers by Modality



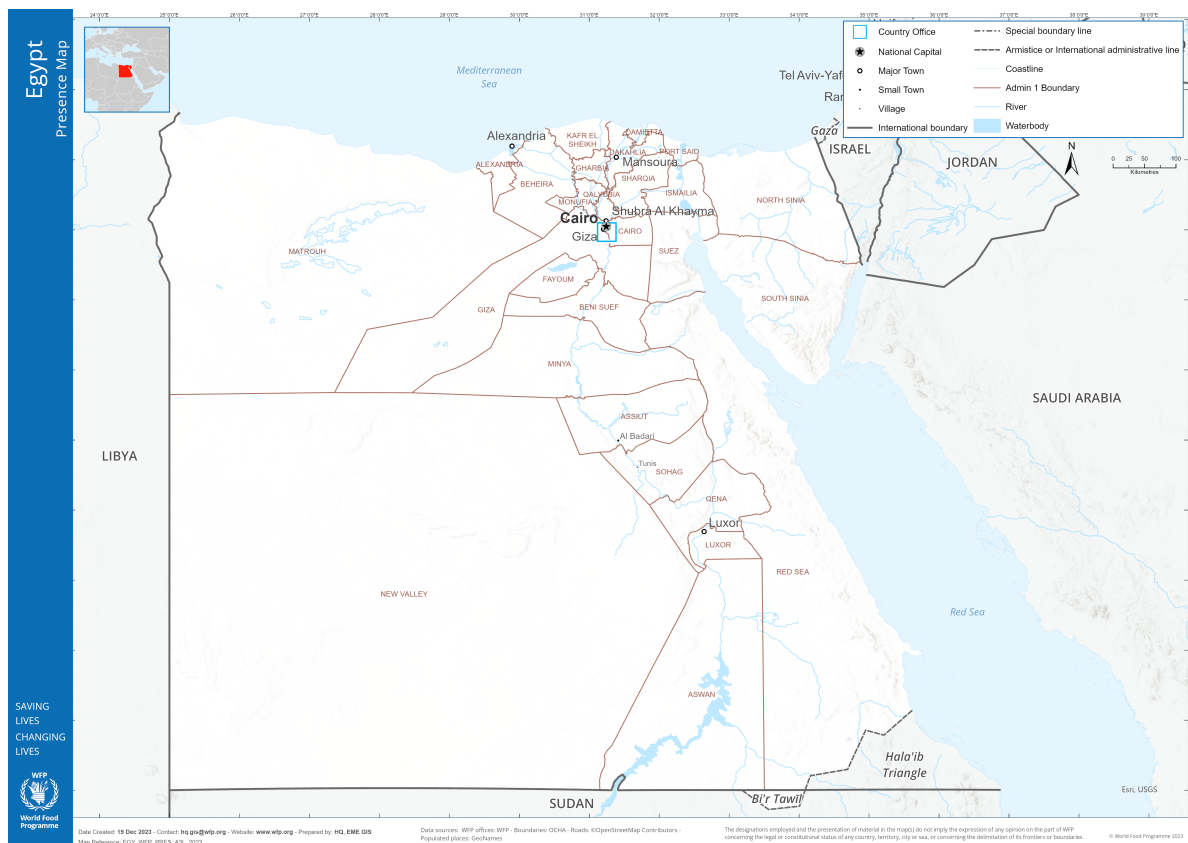
Annual Food Transfer (mt)



Annual Cash Based Transfer and Commodity Voucher (USD)



Operational context



Egypt has 105.7 million¹ people and is a **geopolitical actor in the region**. Despite the challenges encountered in the second half of 2023, Egypt made progress towards the Sustainable Development Goals (SDGs), climbing up six places to rank 81 out of 166 countries in the Sustainable Development Report. Continued global events, including the Russia-Ukraine conflict, and the Sudan Crisis, in addition to the outbreak of the war in Gaza in October have had far-reaching repercussions on Egypt. Moreover, **currency exchange rate fluctuations, inflation and other local macro-economic challenges have further impacted the country's food and nutrition situation**, especially for the most vulnerable populations.

Egypt heavily relies on Ukraine and Russia for its wheat supplies. Consequently, the ongoing conflict in Ukraine has disrupted this supply chain, forcing Egypt to explore costly alternatives, elevating risks to the country's food security. Additionally, Egypt's economic situation was impacted by currency devaluations, particularly with the Egyptian Pound losing a staggering 96 percent of its value against the US dollar². This **economic instability has led inflation to peak at 40.7 percent in July 2023** and slowing down to 34.1 percent in December 2023. Consequently, the **essential food commodities affordability and accessibility have worsened**, exacerbating challenges faced by vulnerable populations and posing significant risks to their food security and nutrition.

The escalation of **conflict in Gaza has added extra pressure on the Egyptian economy**, creating a dual challenge. On one front, there has been a public mobilization of resources to provide humanitarian aid to Gaza, reflecting the societal response to the crisis; on another front, the manufacturing and export of natural gas, a significant economic driver, faced disruptions due to the halting of imports caused by damages to gas lines passing through the conflict zone. This has compounded challenges for Egypt's foreign currency reserves.

Inflation in Egypt has had a direct impact on poverty levels. A study on inflation detected that an increase of 23 percent in inflation will result in an upsurge in extreme poverty, which was further worsened when the inflation rate doubled to approximately 41 percent³. Similarly, among refugees, the adverse effects of inflation are evident, resulting in an 8 percent increase in poverty levels³.

By December 2023, the United Nations High Commissioner for Refugees (UNHCR) reported an **increase in the number of registered refugees to reach 379,000 in Egypt**⁴. To support the most vulnerable refugees, WFP continued its provision of monthly cash assistance to 65,000 refugees from nine countries, helping secure their essential food and nutrition needs.

Based on the 2022 Global Hunger Index findings, hunger level in Egypt is considered moderate, which forces challenges including affordability and quality of food due to the country's reliance on global markets for over half of essential items.

As of the second quarter of 2023, the unemployment rate in the country remained at 7 percent, a slight decrease from 7.1 percent in the first quarter. However, it is important to note that urban areas still experience higher unemployment rates, particularly among youth who account for 12 percent of the overall labour force. Moreover, **unemployment rate among women (35.8 percent) is higher than that of men (9.8 percent)** in the age range of 15-29⁵. To address the issue of youth unemployability, WFP, the Ministry of Labor and the private sector implemented a vocational training and skills development programme for youth, with focus on those living in the most disadvantaged villages under the 'Decent Life' initiative⁶, aiming to address the underlying causes of poverty, food insecurity, malnutrition and irregular migration. WFP also strengthened institutional capacities on labour market information management and public private partnerships.

Egypt relies on agriculture as a major economic pillar and area of employment. However, it faces many **challenges in the agricultural sector**, including fragmented agricultural land, soil degradation, climate change and water scarcity. Fragmented lands are resulting in decreased yield for these plots, increased expenses and strained resources. To overcome these challenges, WFP and the Ministry of Agriculture and Land Reclamation (MALR) worked to build the resilience of smallholders in villages of the national Decent Life initiative through multiple activities, including land consolidation and the introduction of climate-adaptative agricultural practices to enhance these communities' livelihoods.

The national school feeding programme aims to ensure universal coverage and enhanced quality of school meals for students in all educational stages in Egypt. This programme is part of the National Strategic Plan for Pre-University Education (2014-2030) and is considered as an essential safety-net for vulnerable communities. In the second half of 2023, **WFP distributed nutritious in-school snacks to community school students** in the most disadvantaged governorates and supported their families with cash assistance conditional on their children's regular school attendance. Complementarily, WFP provided technical support to the Ministry of Education and Technical Education (MOETE) on the national school attendance platform and **provided wide-scale training** on its use to thousands of teachers.

Further, WFP and the Ministry of Social Solidarity (MOSS) continued the implementation of the 'first 1,000 days of life nutrition programme, **improving the nutritional status of vulnerable Egyptian pregnant and breastfeeding women and their children aged 0-23 months** under the national 'Takaful and Karama' social protection programme.

As WFP concluded its 2018-2023 CSP, WFP designed the July 2023 - June 2028 CSP to transition from direct implementation of the above-mentioned interventions to enabling the government and national partners to sustain the activities identified under three main areas: 1. Tackling the underlying causes of food insecurity, 2. Responding to crises, and 3. Building resilience of vulnerable communities through capacity strengthening, mainstreaming nutrition and food security into national systems and programmes and evidence generation.

Risk management

In 2023, WFP Egypt adeptly navigated challenges which were heightened by the **global economic crisis, regional instability and Egypt's dependency on imports**. The key risks encompassed a surge in inflation and the costs of food commodities, directly impacting the food and nutrition security of the most vulnerable populations. Additionally, donor funding capacity was limited due to competing external demands for resourcing. The volatility in prices, triggered by the devaluation of the EGP against the USD, necessitated agile responses by WFP to manage escalated costs for both food and non-food items and field operations.

WFP's effective responses and risk mitigation strategies were evident in the **proactive monitoring of markets and food prices**, aligning with national statistics and quarterly assessments by the Government. Prioritizing assistance for refugees and conducting joint assessments with UNHCR underscored a commitment to available aid reaching the most vulnerable. WFP's ongoing actions to enhance monitoring activities, refine targeting criteria, develop Standard Operational Procedures (SOPs) and improve beneficiary information management further solidified its risk mitigation approach.

In embedding risk management processes, **WFP conducted bi-annual reviews of its risk register**, identifying new risks and mitigation measures as needed. The response to the Sudan Crisis exemplified the application of lessons learned, where extensive needs assessments addressed risks of beneficiary inclusion/exclusion errors and resource constraints, contributing to more informed and effective targeting criteria.

Lessons learned

WFP integrates success stories and key learnings to inform the design, planning, implementation and monitoring of programmes.

Regarding WFP's crisis-response activities, limited funding for cash assistance underscored the importance of sustainable means of support to secure refugees' needs. WFP **advocates with partners and donors for the augmentation of all refugees' self-reliance**, minimizing their dependency on humanitarian assistance. Amidst crises, accountability to affected populations and effective cash and financial management systems were crucial. Consequently, **WFP expanded its complaints and feedback mechanisms**.

Lessons learned findings emphasized the significance of coherence with national priorities, maximizing impact and stronger linkages to development and resilience-building programmes, with a commitment to support evidence-generation, information management, digitalization and knowledge-sharing.

WFP utilized public-private partnerships to build capacities and increase the employability of young individuals, focusing on people in vulnerable situations, and **facilitating access to livelihood opportunities** through vocational training and skills development programmes and strengthening the technical capacities of MOL.

Under WFP's integrated rural development programme, WFP capitalized on Community Development Associations'(CDA) role as local agents of sustainable development for climate-adaptation and rural resilience-building activities. WFP invested in diversifying CDAs' communal assets and promoted community mobilization activities to increase prospects for sustainable continuation of interventions in the long-term.

Irrigating for a Better Life



© WFP/Library

Canal lining is one of WFP's interventions

In Southern Egypt, livelihoods of **90 percent of smallholder farmers depend on the income they make out of cultivating their small plots of land** (of less than 0.4 hectares), generating an average monthly income of EGP 3,000 (USD 97)¹. With diminishing land quality and the effects of climate change, farmers have to resort to over-exploiting water and use of fertilizers to safeguard their agricultural produce, hence their livelihoods. Limited access to vital resources and opportunities, coupled with conservative cultural norms, further restricts the potential of these rural communities, particularly among women.

Previously, irrigation systems in Egypt relied mainly on an open water canal with natural soil, which caused several challenges such as weed overgrowth and extensive loss of water. Farmers also struggled with high diesel consumption and cost, as they operated water pumps for extended hours to overcome water distribution challenges. This, in turn, led to excessive evaporation and leakage of water and in some cases resulted in disputes among farmers in terms of irrigation sequence and the allocation of water for each individual farmer's plot.

Together, the Ministry of Agriculture and Land Reclamation (MALR) and WFP introduced **at village level modern irrigation techniques that were more efficient and reliable. Mud water canals were lined with cement to minimize water seepage and allow for better control of water distribution.** Pressure pipes were also installed to shield the water from sun exposure, reducing evaporation and protecting the land on both sides of the canal by eliminating leakage issues. This improved the efficiency of the irrigation process and promoted a more sustainable use of water resources and reduced the need for extended operating hours, resulting in significant fuel consumption savings. Enhanced irrigation techniques have also reduced the financial burden faced by farmers. With these cost-effective measures, farmers have witnessed a decrease in their expenditure on water resources, ultimately leading to improved financial stability and increased profitability.

Furthermore, the installation of a clean water source has been beneficial for the whole community. Previously reliant on questionable water sources, **the improved irrigation systems now ensure a steady supply of clean and safe water for all agricultural needs.** This boosts the overall health and well-being of the community members and plays a crucial role in safeguarding the quality and safety of the produce grown.

Perhaps, one of the most significant impacts of the introduced solution is the resolution of conflicts that once arose over irrigation schedules. With the new irrigation system in place, such conflicts have dissipated, replaced by a sense of

cooperation among community members. **The availability of a fair and equitable system for irrigation scheduling has fostered a positive and collaborative environment**, promoting unity among the farmers.

WFP continues supporting farmers by improving the quality of their crops using the latest agricultural techniques and helping them overcome many challenges they have been facing. In Luxor, smallholder farmer Mohamed Kamal says, "the heat always struck and damaged our land and productivity was always very low. Using the new seed varieties helped us improve the quality of our crops. They impacted our land and households." Under WFP and the Government's rural development programme, farmers like Mohamed are empowered with the know-how and resources to increase their production.

The programme, which was initiated in 2013, is implemented through multi-year and multi-donor funding, allowing WFP to remain active in 145 villages. Between July and December 2023, WFP worked in 14 villages, benefiting about 554 smallholder farmers and upgrading 14 canals in 4 governorates.

Programme performance


Strategic outcome 01: Crisis-affected populations in Egypt, including refugees, meet their essential food and nutrition needs and have enhanced self-reliance all year.



Over **100,000 refugees** supported to secure their basic food needs through cash assistance redeemable from over 140,000 points-of-sales across Egypt



95,000 vulnerable Sudanese at the border crossings of Argeen and Qustol in Egypt received food rations.



About **USD 7 million** distributed to aid around **80,000 individuals** who crossed the borders and sought safety in Egyptian cities

Under Strategic Outcome 1, WFP collaborates with the Government of Egypt, UN agencies and humanitarian actors to support refugees, migrants and asylum seekers. Through a **humanitarian-development-peace nexus approach**, WFP responds to their immediate needs while providing opportunities for livelihoods activities to improve self-reliance and integration over the long term, contributing to the Sustainable Development Goals 2 and 17.

WFP delivered cash and food assistance to more than 214,000 identified vulnerable refugees.

During the initial phase of the new CSP 2023-2028, Strategic Outcome 1 received strong interest from donors, attaining about 145 percent of its annual need-based plan, out of which around 68 percent were received in 2023 to be utilized in 2024. **While there were some delays in receiving the resources, strategic measures, such as advance financing and an Internal Lending Account Mechanism were employed.** The funds received were targeted towards general food assistance to refugees and those fleeing the Sudan crisis, while less than one percent was allocated to other activities under this outcome (such as the food for training activities and refugee nutrition assistance for pregnant and breastfeeding mothers).

Between July and December 2023, WFP provided assistance worth USD 14 million, in the form of cash transfers. During the first two months, WFP managed to sustain its assistance to 100,000 refugees from nine different nationalities through cash-based transfers (CBT)¹. However, **due to insufficient funding, starting from September 2023, WFP had to reduce the number of beneficiaries by 35 percent; from 100,000 to 65,000 beneficiaries.**² WFP also initiated an appeal mechanism to allow excluded beneficiaries who feel they have an eligible case to appeal the exclusion decision and to be reincluded, pending the availability of funding.

WFP's cash assistance was provided on a monthly basis in the form of unrestricted CBT, amounting to EGP 450 per family member, accessible through an electronic cash-card linked to a financial service provider. Unrestricted financial assistance provides refugees with the freedom to decide on how to utilize it to best address their basic needs. Refugees were able to redeem their assistance from any of the service provider's 140,000 points-of-sales located across Egypt. For security measures, refugees must verify their identity through a provided pin code in order to cash the assistance.

As part of the ongoing rapid response efforts to assist individuals fleeing the Sudan crisis in meeting their essential needs, WFP, in close collaboration with the ERC, distributed **food rations to approximately 95,000 arrivals at the border crossings** of Argeen and Qustol in Egypt. As a second phase to its emergency response plan to the Sudan Crisis, WFP provided **cash assistance totaling USD 7 million to over 80,000 individuals** who crossed the borders and sought safety in Egyptian cities such as Cairo, Alexandria and Aswan.

WFP also made available its cash delivery platform³ to sister UN agencies like UNICEF and the United Nations Population Fund (UNFPA), as well as the International Organization for Migration (IOM), helping extend additional cash assistance to Sudanese in Egypt. **By extending access to its cash platform, WFP allowed partner organisations to address urgent needs of crisis-affected populations** and leveraged its comparative advantage with the readiness of its implementation modalities.

The results of a post-distribution monitoring survey conducted with 350 newcomer Sudanese beneficiaries between December 2023 and January 2024 indicated an **improvement in the overall food security levels compared to the baseline results in July 2023**. There had been an increase in the acceptable food consumption score (FCS) by 13 percentage points to reach 86.6 percent, compared to 74 percent at baseline. In alignment with FCS results, an overall reduction was observed in the proportion of households depending on severe consumption-based coping strategies dropping from 74 percent at baseline to 60 percent in January 2024.

In response to the crisis in Gaza, WFP Egypt, together with the ERC, provided food aid to support the emergency response led by WFP's Regional Bureau in Cairo. Moreover, **WFP provided logistical support for the delivery of food supplies through the Rafah crossing**.

To enhance WFP's impact, collaboration has been fostered with UN agencies and the Economic Research Forum. For example, research on the need for refugee social inclusion in Egypt is underway and will hopefully inform evidence-based initiatives in the near future. Gender and age were fully integrated in the implementation of activities under SO1, as evident by the Gender and Age Marker code 4. The targeting criteria for emergency CBT for the Sudan response specifically targeted PBW, single women with children under 18, unaccompanied or separated children, and children with disabilities.

WFP GENDER AND AGE MARKER

CSP ACTIVITY	GAM MONITORING CODE
Provide food assistance , nutrition and livelihood support to refugees and other crisis-affected populations.	4 - Fully integrates gender and age

Strategic outcome 02: Targeted groups in Egypt benefit from more resilient, sustainable, and climate-adaptive livelihoods and food systems by 2028



855 feddans benefitted from modern irrigation techniques which include canal lining



40 percent increase in farmland productivity of smallholder wheat growers.



379 young women and men received vocational trainings aimed for those entering the labour market

As part of Strategic Outcome 2, WFP works with the Government of Egypt to foster inclusive, resilient and sustainable livelihoods among underprivileged communities, promoting good nutrition and transforming local food systems to strengthen household and community resilience to shocks.

This outcome is aligned with the UNSDCF Outcomes 1 and 3, the first (economic development) and ninth (environment) pillars of Egypt's Vision 2030 and national strategies and programmes, including but not limited to the National Strategy for Climate Change 2050, the Sustainable Agricultural Development Strategy towards 2030.

From July to December 2023, **Strategic Outcome 2 received generous long-term funding** from donors like the Netherlands, Adaptation Fund, BMZ (Germany), German-Egyptian Debt Swap, and the private sector for implementing activities beyond 2023, and up to 2025. This results in exceeding the annual need-based plan with about 321 percent, and the current implementation plan with 433 percent¹.

Under activity two, the government and WFP address the pressing issues of vulnerability, food insecurity and limited access to livelihood opportunities within disadvantaged communities, primarily within villages under the national Hayah Karima initiative. Similar to previous years, WFP focused efforts on building capacities and enhancing self-reliance, enabling the most vulnerable individuals and families to address food insecurity challenges. Working under the national programme "your profession is your future" and in partnership **with MOL, WFP continued the provision of vocational training and soft skills development programmes** to increase employability for young women and men and fostering their access to decent jobs and livelihood opportunities. Between July-December 2023, **this initiative reached 379²** young women (66 percent) and men, particularly those in vulnerable situations, between the age of 18 and 34 years in eight governorates in Upper Egypt, as identified under the national Hayah Karima initiative. The trainings focused on skills of high-demand sectors, such as solar-power, electronic device maintenance, e-marketing, hospitality and handicrafts. These specialized training programmes, spanning from 8-12 weeks, were conducted at various national vocational training centres and mobile training units in the targeted governorates. In doing so, WFP placed emphasis on fostering public-private partnerships, where the private sector played a key role in developing training curricula, supporting the provision of the sessions and offering on-the-job trainings to the graduates.

WFP satisfaction assessment found that 95 percent of the trainees said the intervention equipped them with the skills and knowledge for job finding. Moreover, 64 percent of trainees appreciated the depth of the technical content covered and the effective application of acquired expertise after the training.

In complementarity, WFP strengthened capacities of MOL through the labour market information management platform, established jointly by WFP and the ministry in the past year in line with the Government's direction towards digital transformation. During the reporting period, **on-ground digital data collection is now effective by the ministry's local teams in eight governorates**, where they collect data from private sector companies through tablets, reflecting real-time data at the governorate-level offices and centrally at the ministry. **A twinning programme between the ministry's trainers and service providers was launched and empowered 76 women (46 percent) and men in vulnerable situations** with the skills and in-depth modern knowledge of pertinent vocations and training techniques. Such capacity-strengthening activities increase national ownership and prospects of sustainability and replicability of the interventions beyond WFP's support³.

Under activity three, the government and WFP focus on strengthening the resilience of smallholder farmers in vulnerable rural communities to face the impact of climate change, while also improving their agricultural and irrigation practices. Upper Egypt is the centre of vulnerability and food insecurity in Egypt, with 43 percent of the extremely poor living there⁴. Households in Upper Egypt rely on income generated from their lands, mostly less than one feddan, to support their families. Agriculture provides 63 percent of Upper Egypt's employment and contributes 40 percent to

rural income. Farmers face many challenges, including dependency on small-fragmented plots of land and outdated technology leading to crop losses due to extreme weather and climate change impact. **WFP and MALR are implementing a programme to strengthen the resilience of smallholder farmers in 145 of the poorest villages under the national 'Hayah Karima' initiative.**

To support the National Sustainable Agricultural Development Strategy 2030, **WFP and MALR empowered more than 30,000 smallholder farmers with the necessary skills** to adapt to climate change challenges. Moreover, the initiative supported the smallholder farmers to transform the agricultural landscape across 8,000 feddans through capacity-strengthening initiatives and fragmented farmlands consolidation, where groups of 10-20 farmers, each with less than one feddan of land, collectively cultivated these consolidated plots. Additionally, **WFP and its partners introduced farmers to innovative agricultural practices**, including value-added agri-processing and intercropping, and establishing 100 household aquaculture units for the first time in such communities, benefitting 500 individuals in 60 villages across five governorates and allowing for income diversification through innovative animal production, creating a diverse and sustainable source of income for farmers. Furthermore, farmers were trained on the cultivation of heat-tolerant seeds of strategic crops, such as wheat, sorghum and soybeans in two governorates, Sharkeya and Sohag, two of the largest wheat cultivation areas in the country. **Over 1,000 farmers in 60 villages across five governorates in Upper Egypt were trained on agricultural waste recycling** for value addition and producing alternative animal fodder in the forms of silage and dry fodder.

To leverage participation of Community Development Associations (CDAs) in the supported villages, WFP and its partners equipped them with an in-house robust system of managing the revolving in-kind loans to nurture the financial stability of rural households and expand their income sources. The CDAs then **assisted about 180,000 residents of rural communities**, with a special focus on women, through **the provision of about 8,000 in-kind loans (livestock and poultry)**. Recognizing prevailing cultural norms that hinder women's participation in agriculture, **WFP primarily allocated these micro-loans to women**. To ensure the sustainability of these initiatives and to foster sustainable farming practices, WFP and its partners collaborated with local entities to provide vet services, trainings and nutrition guidance for women. WFP also worked with national partners to conduct **financial inclusion awareness sessions to smallholder farmers**. As a result, **1,264 smallholder farmers were able to take agricultural loans** (1,220 men and 44 women).

WFP assessments conducted in five governorates observed that these interventions had strengthened the ability of smallholders to withstand the effects of climate change. **66 percent of the communities studied successfully received climate-related information and implemented the knowledge to modify their inherited livelihood practices.**

Moreover, an independent evaluation in July 2023 showed that the provided support package to smallholder farmers had increased the yield of their land by 40 percent. 95 percent of surveyed smallholder farmers (approximately 400 women and men from the surveyed sample) who received in-kind loans across governorates, including Luxor, Qena, Assiut, Sohag and Aswan, exhibited an ability to adapt to climate stressors. **Farmers who received WFP's trainings successfully implemented agricultural techniques intended to mitigate the impact of climate change**, specifically targeting the reduction of animal losses.

Technical assistance and support were provided by MALR, the Ministry of Environment, the Ministry of Water Resources and Irrigation, the Agricultural Research Center, and local universities. **The Egyptian Meteorological Authority also contributed by providing weather forecasts for early warning systems**⁵. Representatives' involvement, both men and women, from local communities was strongly encouraged in the collaborative planning of activities. Moreover, **training programmes were conducted to enhance the capacity of local CDAs**, enabling them to effectively implement and sustain initiatives at the village level. Strategic Outcome 2 holds Gender and Age Marker code 4, indicating gender and age integration in the design and monitoring of assistance. Gender considerations guided the project design since the development stages. WFP ensured the inclusion of young women and persons with disabilities in the vocational trainings for youth.

WFP GENDER AND AGE MARKER

CSP ACTIVITY	GAM MONITORING CODE
Support women, men, and youth in targeted areas to access livelihood opportunities, increase incomes, and improve their food security.	4 - Fully integrates gender and age
Provide diverse support to smallholders, targeted groups, and relevant institutions or partners engaged in nutrition-sensitive and environmentally-friendly value chains.	3 - Fully integrates gender

Strategic outcome 03: The Government of Egypt has enhanced capacity, programmes and systems ensuring populations in vulnerable situations benefit from improved access to and quality of food, nutrition, health, and education services by 2028.



225 local staff of village administration units were empowered as catalysts through training for promoting comprehensive SBCC & community development



60,000 pregnant and breastfeeding women, along with their children aged 0 to 23 months received **USD 1.1 million** in cash assistance.



About **99,000** community students received **510 metric tons** of nutritious date bars as daily in-school snacks

As part of Strategic Outcome 3, WFP will transition to an enabling role for the government to sustainably manage national programmes of social protection, food security and nutrition while filling gaps in the delivery of assistance for the most vulnerable communities. WFP works closely with the government to strengthen national institutional and individual capacities, programmes and systems for food security, nutrition, education and labour to accelerate the achievement of SDGs 2 and 17. WFP ensures interlinkages between CSP outcomes 2 and 3, which are mutually reinforcing and use national investments to enhance food and nutrition security and human capital to promote equitable and sustainable livelihoods, resilience and decent work.

Strategic Outcome 3 is aligned with the UNSDCF outcome one¹, the fifth pillar of Egypt's Vision 2030, the Strategic Plan for Pre-university Education (2014-2030), the National Food and Nutrition Strategy, the national social protection programmes Takaful and Karama and the 100 Million Healthy Lives initiative.

Strategic Outcome 3 demonstrated strong financial performance in the reporting period, surpassing its funding targets by a significant margin. It received 189-percent of its funding from its need-based plan and 251-percent from its current implementation plan. This accomplishment can be credited to the benefit of securing multi-year funding commitments, of which 81-percent is designated for future years. Strategic Outcome 3 received contributions from partners like the German-Egyptian Debt Swap, Germany (BMZ), and the private sector.

Under activity four, WFP and the government are addressing the root causes of food insecurity, malnutrition and access to education, while supporting different national initiatives that improve social protection among disadvantaged communities. WFP primarily focuses on enhancing and complementing the national school feeding programme, generating evidence for informed decision-making, and providing conditional cash assistance to vulnerable families of community schoolchildren. Additionally, **WFP supports continuous professional development for teachers and implements SBCC activities for rural communities on nutrition, gender and other issues of concern.**

At the beginning of the school year 2023-2024, **WFP delivered approximately 510 metric tons of nutritious date-bars² as daily in-school snacks to about 99,000 students in 3,226 rural community schools** across nine governorates to improve access to food and nutrition, meeting a significant portion of the children's daily nutritional needs.

WFP also provided monthly CBT (EGP 350/child) to over 241,000 family members of community school children, disbursed through a short message service that could be redeemed at various points-of-sales across supported villages. This modality enabled families to obtain cash at their nearest financial service provider's outlet. The provision of cash assistance through a reliable service provider successfully helped families meet their essential needs and address social protection issues, which was especially important in view of the unprecedented inflation during the reporting period. It is worth noting that the cash assistance was contingent on the children maintaining a minimum of 80-percent attendance throughout the school days within the given month. This conditionality was re-implemented for the 2023-2024 academic year to encourage student attendance.

To enhance the quality of student registration and attendance data used for the conditionality of cash assistance, and to assist the Government in its efforts towards digitalization, WFP and the Ministry of Education and Technical Education (MoETE) conducted a comprehensive training programme to about 2,200 community schoolteachers and education supervisors on the use of the online attendance portal. By leveraging the official MoETE portal, skills and capabilities of trained staff members were enhanced, empowering them to efficiently handle and improve the accuracy

of student data pertaining to registration and attendance. As a result, the quality of the data improved, as evident by the total number of registered students with complete and accurate data. Moreover, there was a reduction of human errors, interactions and time spent cleaning data manually.

In line with the national digital transformation efforts and the National Education Strategy 2.0, WFP continued to address educational disparities and facilitate the integration of technology into education. WFP and MoETE identified 120 additional community schools to be equipped by the beginning of 2024 with necessary digital learning resources. Furthermore, **WFP assisted MoETE in formulating the national commitments of Egypt as a member of the Global School Meals Coalition** that were technically approved and now pending signature by the government.

Monitoring findings showed **a higher attendance rate and relatively lower drop-out rates were reported by parents and teachers among community schools in the governorates supported by CBT and in-school snacks.** Also, most beneficiary households (84 percent) surveyed acknowledged the positive impact of fortified school snacks and CBT in motivating parents to send their children to school on regular basis³. Moreover, a few teachers highlighted that for certain families, the in-school snacks were often the first meal in the day for their children.

Under activity five, the government, national counterparts, and UN partners collaborated with WFP to address malnutrition at systems-level and in vulnerable communities nationwide, complementing the National Food and Nutrition Strategy 2022-2030. This collaboration involves, beyond financial assistance, targeted nutritional interventions for specific vulnerable groups such as pregnant and breastfeeding women (PBW), children below two years of age, school-age children and adolescents and their families. **The overall goal is not only to offer immediate and direct support but also to establish sustainable evidence-based food and nutrition security programmes.**

WFP enhanced its partnerships with several governmental organizations and UN agencies, including the MOSS, Ministry of Health and Population, National Nutrition Institute (NNI), Ministry of Supply and Internal Trade, Innovation and Technology (MOSIT), MOETE, and Health Insurance Organization. This was done to address key nutrition priorities within the government's First 1,000 Days programme, National School Feeding Programme, the National School Screening Initiative for school-aged children and adolescents, and the National Flour Fortification Programme.

Additionally, **WFP prioritized the capacity-building of 700 healthcare and community workers across 14 governorates** affiliated to both ministries for effective delivery of quality nutrition services. The provided training covered areas such as child growth monitoring, micronutrient supplementation, antenatal care and nutrition counselling services. Similarly, **WFP and NNI trained 500 MOSS community workers on digital monitoring and counselling support** serving mothers and their families under the First 1,000 Days programme.

As part of the 100 Million Healthy Lives initiative, WFP, MOSIT, NNI, and the National Food Safety Authority (NFSA) revived the National Flour Fortification Programme, a key activity under the National Food and Nutrition Strategy. This collaboration aims at addressing iron deficiency anaemia through fortified subsidized bread, rich with iron and folic acid, which will be provided to 75 million Egyptians through the national food subsidy system⁴. WFP, therefore, assisted the Ministry in the procurement of needed fortification equipment for the mills. Furthermore, **WFP, NNI and NFSA trained 600 millers and MOSIT staff nationwide on the implementation of fortification** to ensure efficient implementation and sustainability of the programme by MOSIT.

To enhance food and nutrition accessibility for vulnerable populations, WFP collaborated with MoSS between July-December 2023 in providing **monthly cash top-ups amounting to USD 1.1 million to approximately 60,000 PBW, along with their children aged 0 to 23 months.** This assistance was specifically targeted towards beneficiaries enrolled in MOSS' safety net programme Takaful and Karama. By extending support across 27 governorates, this partnership strived to address malnutrition by offering needed monthly cash transfers to a total of 290,000 individuals in 2023.

An evaluation of WFP's cash assistance programme for vulnerable PBW highlighted concerning patterns influenced by inflation and the increasing prices of food. Findings from the assessment revealed that only **34-percent of women in this target group were able to achieve the minimum diet diversity (MDD-W), while only 8-percent of infants aged 6-23 months met the minimum acceptable diet (MAD).** These low percentages validate the need for continued and enhanced assistance for this vulnerable population, as they are increasingly affected by the significant rises in food inflation rates⁵.

Under the scope of activity six, WFP, in partnership with the government, worked towards enhancing the capacity of local institutions in their role to support food and nutrition security and economic and social development interventions, as well as improving the processes of data collection, analysis and supply chain management.

MoSIT received assistance from WFP to effectively employ GIS technologies and seamlessly integrate them with geo-digital systems. Additionally, collaborative efforts were initiated to advance the development of the Ministry's geospatial system in its second phase to manage strategic reserves effectively and advance wheat supply chain management and monitoring systems.

WFP worked towards enhancing the capacity of the Egyptian Metrological Authority (EMA) to establish an integrated monitoring platform. The platform aims to strengthen and sustain the ability to monitor and collect dynamic weather and climate data located in more than 130 stations across 27 governorates. As a result, early warning capacity is enhanced at the national and decentralized levels to mitigate the impact of climate change on smallholder farmers and agriculture sector. Moreover, WFP provided technical training on ICT and GIS technologies for 90 EMA staff members.

WFP supported the Information and Decision Support Center (IDSC) with a comprehensive **capacity-strengthening training for 100 IDSC staff on business intelligence and data visualization** that support evidence-based decision-making for strategic indicators, including food security and the impact of climate change on vulnerable communities.

WFP supported the Ministry of Planning on the National Initiative for Smart Green Projects with EGP 1.5 million to augment their capacity to encourage youth in developing smart and innovative solutions, focusing on social protection, food and nutrition security, and using green climate projects, supporting smallholder farmers and the agriculture sector.

In line with the objectives of the 'Haya Karima' initiative, the Ministry of Local Development (MOLD) and WFP joined **forces to enhance the capacities of 225 staff members working in 72 local administration units at village-level.** The goal was to empower the staff to provide quality services for the village communities and foster sustainable development at the village-level in line with the government's vision and governance plans by transforming these units into centres of effective service delivery, awareness and knowledge-sharing. **WFP, MOLD and MOSS collaborated to enhance the skills of the staff on various issues, such as protection, nutrition, economic participation and inclusion.** This initiative fostered a sustainable model, transforming the personnel into catalysts for promoting comprehensive community development within the framework of the national 'Waei' programme by embedding an approach to share knowledge and raise awareness at the grassroots-level.

As part of the 'Ayady Misr' initiative for the empowerment of rural women, WFP and MOLD supported the digital marketing of women's handicrafts. This expanded online market reach and improved the livelihoods and food security of targeted women. Representatives from different governorates were trained on using the platform, promoting local handicrafts and linking to different development programmes. The platform was featured in several exhibitions and is now hosting 1,850 sellers and 7,600 products. Gender and age were fully integrated in the implementation of activities under Strategic Outcome 3, evidenced by Gender and Age Marker code 4. WFP targeted children living in vulnerable and remote areas with a focus on ensuring access to education for vulnerable girls. WFP also targeted school-age children and adolescents with nutrition-awareness activities, focusing on adolescent girls' health and nutrition.

WFP GENDER AND AGE MARKER

CSP ACTIVITY	GAM MONITORING CODE
Provide assistance to the national school feeding programme, including through comprehensive sustainable school-based interventions and transfers to support vulnerable students, teachers, and households.	4 - Fully integrates gender and age
Provide technical expertise, innovative solutions, and targeted capacity strengthening to the Government for food and nutrition security interventions, as well as foster opportunities for South-South and Triangular Cooperation.	4 - Fully integrates gender and age

Cross-cutting results

Gender equality and women's empowerment

Improved gender equality and women's empowerment among WFP-assisted population

Egypt's consistent ranking at 134 out of 146 countries in gender parity, as per the 2023 Global Gender Gap Report, signifies the persistent challenges in women's empowerment. Notably, Egypt has demonstrated proactive efforts through the development of an ambitious National Strategy for the Empowerment of Egyptian Women 2030. **The government's amendments to laws that have been negatively impacting women underscore a societal shift towards inclusivity and a legal framework conducive to gender equality.** Despite challenges, Egypt's commitment to these strategies reflects a holistic approach to advancing women's empowerment.

Complementing the progress in basic education accessibility and gender gap reduction, government efforts in reproductive healthcare have shown improvements, evident in **decreased maternal mortality rates and increased antenatal care visits. Awareness campaigns, such as the "100 Million Healthy Lives," underscore the commitment to women's health.**

The Government of Egypt initiated multiple programmes aimed at empowering women and young individuals to enhance their employability. These programmes emphasized the importance of gender equality, financial inclusion, education and economic prospects. To expedite progress towards women's empowerment, WFP took proactive steps by fostering partnerships with key stakeholders and executing diverse initiatives. These initiatives primarily revolved around providing nutritional assistance, fostering economic independence, and creating awareness of gender and nutrition. In the second half of 2023, **WFP took a comprehensive approach to addressing gender inequalities in the social protection and livelihoods programmes by tailoring interventions to women's needs and addressing social norms around gender.**

WFP and MOSS provided cash top-ups to more than 60,000 pregnant and breastfeeding women and children under two under the national social safety net 'Takaful & Karama' to help fulfil their essential nutritional needs by providing access to food and nutrition.

The youth livelihoods programme, implemented with MOL stands as a platform offering equitable opportunities for both young women and men. Designed to empower participants, this initiative fosters inclusivity and equal participation and serves as a gateway for accessing diverse opportunities within the labour market. It facilitates the economic empowerment of young individuals associated with the "Hayah Karima" initiative, ultimately facilitating their integration into various employment prospects.

In WFP assessments during October 2023, **the majority of pregnant and breastfeeding women participants expressed satisfaction with WFP assistance.** However, the feedback from five percent of surveyed beneficiaries underscores the importance of addressing issues like irregular assistance and limitations in financial coverage to enhance overall effectiveness.

Furthermore, as per the assessments conducted by WFP, it was determined that women have a crucial role in the decision-making processes of both Egyptian and refugee households. According to the reports, 53 percent of refugees stated that women were primarily responsible for deciding how WFP assistance should be utilized. In addition, 28 percent of both men and women jointly made decisions concerning the main resources and issues within their households. **For households benefiting from cash assistance to support pregnant and breastfeeding women, the proportion of women involved in decision-making was significantly higher than men, reaching 81 percent.**

WFP and its partners placed a significant emphasis on supporting women and girls in their efforts to address nutrition and food security challenges. Cash-based transfers were provided to families whose children attended community schools to enhance their food security and improve nutrition outcomes, with a particular focus on assisting girls (74 percent). In addition, pregnant and breastfeeding women, children and vulnerable refugees were also supported with cash. Among these vulnerable groups, special attention was given to women-led households, children and unaccompanied minors.

In addition to direct cash or food assistance, **WFP also worked in close partnership with the Government to conduct SBCC campaigns and training programmes with a specific focus on nutrition, gender and inclusion.** These campaigns targeted not only mothers, but also fathers, families, and entire communities.

In the second half of 2023, WFP initiated two rural development activities aimed at empowering women. **The first initiative focused on the innovative transformation of agricultural waste**, particularly palm waste in Aswan, which provided a source of income for the women participants. **The second activity involved establishing aquaculture units in 100 households, capable of holding up to 150 fish.** This presented an opportunity for women to enhance their income and address the challenges posed by escalating food prices in local markets.

WFP Egypt's CSP 2023-2028 holds a Gender and Age Marker score of four, indicating gender and age integration in the design and monitoring of WFP assistance.

Protection and accountability to affected populations

Affected populations are able to benefit from WFP programmes in a manner that ensures and promotes their safety, dignity and integrity. Affected populations are able to hold WFP and partners accountable for meeting their hunger needs in a manner that reflects their views and preferences

WFP prioritized the improvement and sustainability of efficient two-way communication channels with beneficiaries and ensured that they were well-acquainted with WFP's assistance methods. During the initiation of WFP Egypt's Country Strategic Plan 2023-2028, the beneficiary and partner consultations at the national and rural levels organized by WFP were instrumental in mapping the forthcoming five-year plan. These consultations were aimed at identifying priority development needs as well as developing a community engagement strategy that prioritizes the integration of accountability and inclusion initiatives in upcoming programmes.

WFP focused on enhancing the Community Feedback Mechanisms (CFM) to foster increased engagement at a local level and to facilitate participatory decision-making and to gather valuable insights for programme design, monitoring and implementation. Consequently, WFP enhanced several key aspects within its programmes, including the safety, dignity, meaningful access, accountability, participation and empowerment of the supported communities.

WFP continued to enhance its support network and communication systems to maintain the positive outcomes achieved in previous years. **WFP developed an accountability to affected populations (AAP) strategy that will be implemented forward.**

WFP conducted quarterly surveys on Food Security Outcome Monitoring specifically designed for refugees. Additionally, information campaigns were conducted through SMS and Facebook pages, along with coordination with community leaders from different nationalities to represent various segments of the community. For direct engagement, WFP organized door-to-door visits, allowing personalized communication with beneficiaries.

Communication platforms were established based on beneficiary feedback that included important aspects, such as preferred operational hours, ease of access and associated costs. Moreover, beneficiary identity protection and confidentiality were prioritized through the implementation of Secure File Transfer Protocol (SFTP) and data encryption technologies.

To ensure that WFP services are readily accessible and effectively support rural women and mothers of community school students, all physical capacity-building workshops and training logistics undergo a consultative process. This planning phase ensures the active participation of women while prioritizing their safety and wellbeing.

Given its integration under the national 'Takaful and Karama' social protection programme, beneficiaries of the First 1,000 Days nutrition programme were informed of their entitlements through joint WFP and MOSS SMS communications and home visits by social workers.

According to WFP's monitoring, the majority of community school students' families, pregnant and breastfeeding women receiving assistance, and refugees assessed **did not encounter hindrances affecting their safety, aid accessibility, or dignity** in receiving their assistance; feedback which is consistent with previous years' observations.

During the response efforts to the Sudan crisis, the monitoring findings of WFP emphasized the necessity of **enhancing communication regarding the conditions for qualifying for cash assistance for newcomers into Egypt.** As a result, more focus is being provided to information-sharing with these communities.

WFP's use of the unrestricted CBT method had a positive impact on the safety of both assisted refugees and local community members. Monthly CBT were given by providing a one-time password through SMS or a pin-code associated with the beneficiary's cash-card. This modality allowed them to redeem the cash at more than 140,000 points of sales, while protecting their data and empowering assisted communities to secure their basic needs.

Beneficiaries were offered sufficient time to redeem their assistance at points of sales located in areas with a significant presence of assisted refugees and local communities. This **placement was created to handle overcrowding, reduce costs and address safety concerns.** Priority was given to vulnerable groups, including the elderly, individuals with disabilities, pregnant women, and children.

To enhance the process efficiency, dedicated waiting areas, separate queues for data processing, and designated points for card collection were implemented to adhere to established cultural norms. Furthermore, **WFP stationed onsite monitoring teams to promptly handle any protection-related issues** using a referral mechanism to refer the case to the relevant UN agency or INGO. **WFP also provided a dedicated hotline for secure reporting of any possible cases involving exploitation or abuse.**

To promote local communities' participation and empowerment, **activities to support smallholder farmers were designed through beneficiary consultations** and openly publicized to attract representation of all rural community members. WFP and its partners relied on the local capacities of governorate-level officials, experts, Community Development Associations, refugee community leaders, and teachers to inform programme design and implementation by identifying gaps in information among assisted groups, and perceived programme weaknesses and strengths. WFP and its implementing partners employed various **multi-purpose communication channels to engage with local communities, including Facebook pages and WhatsApp groups.**

Moreover, an interactive voice-response system was employed to capture and examine all hotline calls. **WFP and partner staff answered over 20,000 calls and assisted about 83 percent of the received calls**, whereas the remaining 17 percent were disconnected due to connectivity issues.

Moreover, WFP conducted a thorough review of feedback reports generated internally through the hotline and Facebook page. Feedback concerning WFP's programmatic initiatives, retailer performance or CBT was promptly attended to by WFP and partner retailers. As a result, **WFP ensured that the beneficiary who raised the concern was informed of the resolution through the appropriate CFM and accountability channel.** Notably, the CFM is currently being upgraded to improve its effectiveness and efficiency, and to incorporate different social and environmental considerations.

WFP's work to prevent and respond to sexual exploitation and abuse (PSEA) is essential to protecting vulnerable people and creating a more just and equitable world. In the midst of an emergency, **WFP staff and implementation partners were trained on dealing with cases of PSEA** and in developing communication materials to raise awareness of PSEA issues and provide information on how to access help. Cases of PSEA are reported via the available CFM, including the hotline and field staff at the help desk, while ensuring the confidentiality and safety of the reported individuals.

Environmental sustainability

Targeted communities benefit from WFP programmes in a manner that does not harm the environment

Environmental and Social Safeguards Framework (ESSF)

According to the National Strategy for Adaptation to Climate Change and Disaster Risk Reduction put forth by the government, internal factors pose significant obstacles to the sustained functioning of local food systems. Factors include the rapid growth of the population, diminishing availability of land per person, land encroachment for urbanization purposes, deterioration of soil quality, intrusion of sand, limited water resources and the repercussions of climate change.

In a bid to address the prevailing environmental concerns, WFP offers its support to the Ministry of Agriculture and Land Reclamation in their endeavours to contribute to Egypt's National Agricultural Strategy 2030. This assistance encompasses supporting the resilience-building of small-scale farmers, promoting the adaptation and mitigation of climate change, and executing initiatives to safeguard the environment.

In addition, WFP undertook an Environmental and Social Screening of its programmes and partnerships. The results of this evaluation were carefully assessed. Notably, **all programme activities outlined in Egypt's Country Strategic Plan underwent rigorous scrutiny to identify any potential environmental and social risks.**

WFP conducted comprehensive screening and review processes for 14 activities, assessing their environmental and social impact using WFP screening tools. These evaluations were signed off by relevant activity managers, and reviewed by WFP environmental and social safeguards advisors. Thirteen activities were deemed "low-risk" according to Risk Management Plan (ESMP). However, **one activity was classified as "medium-risk," prompting the development of an ESMP for 70 villages in Sohag and Sharkia governorates, which is underway to follow-up on its implementation during the project period.** This approach ensures WFP maintains environmental and social standards across its projects, prioritizing sustainability and responsible implementation.

Drawing upon the accomplishments of the previous years, WFP secured supplementary funds to amplify and broaden its climate-oriented initiatives. Moreover, WFP and its partners played a pivotal role in land consolidation, leading to substantial augmentation in cultivable land. Notably, **WFP has supported the consolidation of about 12,400 feddans during July to December 2023.**

Additionally, the utilization of heat-resistant crop varieties, the implementation of timely weather alerts, modifications in planting schedules and using intercropping techniques resulted in minimizing climate-induced decreases in productivity by 60 percent. This strategy also effectively mitigated adverse environmental effects by encouraging the more efficient use of water, fertilizers and pesticides. Moreover, activities such as the **establishment of water users' associations, irrigation timetables, solar-powered pumps and canal lining enabled farmers to conserve energy and reduce water consumption by approximately 20 to 25 percent.**

Throughout the second half of the year, **WFP made a shift towards eco-friendly and sustainable methods of delivering cash assistance by embracing paperless solutions** and make WFP operations more efficient. Instead of traditional approaches, WFP distributed its assistance through individual cash-cards for each recipient. Moreover, WFP actively utilized digitization, including through the activation of 'Community Hubs' to further minimize the reliance on paper-based materials for various activities implemented inside the hubs.

Environmental Management System (EMS)

While the roll-out of the Environmental Management System (EMS) has not yet taken place, WFP has initiated plans for more environmentally conscious practices in its premises. **WFP has instigated the digital archiving process to switch from paper-based processes to electronic alternatives.** This shift will result in a substantial decrease in paper usage and an improved system for managing electronic records. Additionally, **WFP has added air purifiers in working areas as part of its efforts to be more environmentally conscious.**

Nutrition integration

Communities, households and individuals supported by WFP are able to meet their nutritional needs and protect their nutrition status in the face of shocks and long-term stressors, through an effective combination of fortified food, specialized nutritious products and actions to support diet diversification

Egypt confronts diverse hurdles in attaining the Sustainable Development Goals (SDGs), yet it is also taking proactive measures to overcome them. Notably, **the introduction of the National Food and Nutrition Strategy Baseline Survey (NFNS 2022-2030) presents a favourable opening to tackle these obstacles** by promoting interventions across multiple sectors and advocating for nutrition integration throughout various fields.

Given its status as a net importer of staple commodities, Egypt is susceptible to fluctuations in international commodity prices. The government's recent initiatives address this vulnerability by diversifying wheat import sources, boosting local production through land reclamation and imposing restrictions on wheat exports. These strategic measures underscore a commitment to ensuring a resilient and sustainable national food system. In addition, **the national initiatives present significant opportunities to integrate nutrition across sectors, thereby leading to a more sustainable impact.** These include the nutrition-specific First 1,000 Days programme implemented under the national social safety nets, the presidential 100 Million Healthy Lives initiative, and the school health screening initiatives. These programmes paved the way for enhanced integration of nutrition, allowing for a more lasting and profound effect.

Moreover, the government's focus on food systems and climate change aligns with the imperative to integrate cross-sectoral approaches for food and nutrition security. WFP's role is therefore in supporting the government, with an aim to enhance capacity, facilitating the seamless integration of food and nutrition security into broader policies, strategies, programmes and systems.

WFP's response to the refugee crisis in-country included a critical dual approach, comprising both general food assistance and emergency cash support. This strategy played a pivotal role in ensuring nutrition security for populations affected by the crisis. **By consistently providing access to essential food supplies, this comprehensive assistance approach served as a lifeline, preventing vulnerable communities from resorting to detrimental coping mechanisms.** Moreover, it supported the fulfilment of essential nutritional needs and guarded against compromised dietary choices.

WFP collaborated with the National School Health and Nutrition programme, specifically the National School Feeding Programme, to implement a school feeding initiative. This activity went beyond addressing mere food insecurity and instead adopted a comprehensive approach to fostering the overall health of students. A noteworthy aspect of this intervention was the provision of locally produced date bars that were fortified with a combination of 14 essential minerals and vitamins. These fortified date bars ensure that each child received a minimum of 344 Kcal per day, which accounts for approximately 25 percent of their daily calorie requirements. Aside from addressing hunger, these nutrient-dense snacks were instrumental in meeting the fundamental nutritional needs of the children. Additionally, they served as a significant incentive for regular school attendance.

In addition, **the accompanying cash transfers conditional upon the child's school attendance played a pivotal role in enhancing the overall food security for the families of the students.** This support was strategically designed with the aim to shielding families from socio-economic challenges that might otherwise jeopardize their food security. Furthermore, by strengthening the capacity of institutions in identifying, managing and referring cases of malnutrition in school-age children through the national school health programme, it becomes possible for the Government and its partners to ensure that these children have easier access to nutritional services by integrating nutrition into both the health and education sectors.

WFP's assistance to the national First 1,000 Days initiative exemplifies the integration of nutrition into the country's social safety nets. This programme tackles the underlying factors contributing to malnutrition by specifically targeting the most financially vulnerable and food-insecure communities. It aims to improve their food access through social protection measures and ensure access to healthcare services through the existing healthcare system. Additionally, it promotes optimal infant and young child feeding practices through national social and behaviour change interventions.

Partnerships

For more than six decades, WFP has collaborated with the Government of Egypt to tackle food security and nutrition issues. WFP remains committed to strengthening the existing partnerships developed during the implementation of the 2018-2023 Country Strategic Plan (CSP).

WFP implemented its initiatives in accordance with various national programmes to deliver food to the most vulnerable populations and enhance nutritional outcomes while fostering communities' resilience towards adversities, including climate change and economic downturns. Additionally, **WFP supported the Egyptian Government in formulating and executing comprehensive food security and nutrition policies and strategies.**

In the wider regional setting, the region grappled with various crises that prompted donors to primarily allocate funds towards immediate humanitarian aid. Within this challenging environment, WFP faced increased competition for resources, which required WFP to adapt to effectively address pressing needs amid shifting priorities. Considering the humanitarian crisis, **WFP took proactive measures to enhance its donor network** and successfully attracted additional funding from Japan, Switzerland, the US, the EU and the Private Sector. WFP continues advocating for reducing the earmarking of contributions to maximize the flexibility of the use of funds to changing situations on the ground. As the affected crisis population from Sudan were expected to stay longer, **WFP managed to advocate with donors to elevate the earmarking of funds for Sudan crisis to be utilized for refugees of different nationalities**, based on vulnerability. This includes the recent funds from USAID/BHA and Switzerland, which enabled WFP to best utilize the resources to support the most vulnerable.

To maintain adequate funding levels long-term, **WFP succeeded in receiving multi-year contributions**, including the funds received from the EU under the Foreign Policy Instrument for two years to address more medium-term and longer-term needs of refugees. The project aims to enhance socioeconomic stability and promote social cohesion through resilience-building and providing sustainable livelihood opportunities for refugees and Egyptian host communities.

The newly established collaboration with Switzerland in Egypt resulted in a substantial commitment to supporting WFP's response to the Sudan Crisis. This contribution is a milestone and represents a positive advancement for both the donor and WFP in their joint humanitarian efforts in Egypt. Moreover, towards the end of 2023, **the Government of Austria contributed EUR 500,000, which enabled WFP to continue delivering urgent humanitarian support for its emergency response and support to refugees**, avoiding the pipeline break that was expected in December. In addition, WFP continued the implementation of multi-year multi-sectoral projects financed by some of its traditional donors, such as the German-Egyptian Debt Swap. WFP also continued the implementation of resilience-building and climate-focused interventions funded by BMZ and the Adaptation Fund

WFP is a strategic partner of the Government of Egypt and collaborates with key ministries such as the Ministry of Agriculture and Land Reclamation, the Ministry of Social Solidarity, the Ministry of Local Development, the Ministry of Education and Technical Education, the Ministry of Labour, the Ministry of Supply and Internal Trade, the banking sector and the National Nutrition Institute. In addition to its strong partnership with the Government, **WFP also collaborated with other UN agencies**, such as UNICEF, UNHCR, ILO, UNFPA, IOM, UNIDO and UNDP, leveraging collective expertise to deliver its programmes and tap into innovative solutions and resources to support Egyptian communities and strengthen national capacities.

Through strategic dialogues and collaborative initiatives, WFP played a leading role in fostering partnerships with NGOs, going beyond food and cash assistance and showcasing a commitment to a 'whole-of-society' approach in pursuit of Sustainable Development Goal 2. **WFP conducted an onboarding session tailored for the current cooperating partners (CP)** to provide them with comprehensive knowledge critical for ensuring that all CPs are adequately briefed, trained, and consulted upon initiation of a new partnership. Similarly, WFP's partnerships with the private sector continue to support work in climate-smart agriculture, social protection, nutrition programmes, and the delivery of awareness-raising campaigns. **WFP partnered with a private sector food and beverage delivery platform on an awareness campaign**, focusing on themes such as education, health, and environmental sustainability, reaching more than five million users. **WFP received the Tech-4-Good award in 2023 for this campaign.** Concurrently, **WFP leveraged its collaboration with the private sector to provide vocational training for 50 women in Sohag and Luxor**, tapping into the field of hospitality.

In accordance with its consultations with government partners and stakeholders, WFP devised and initiated a set of actions for the upcoming five years. The formulation of the 2023-2028 CSP incorporated the knowledge gained from the previous CSP, alongside the continuous development of WFP's initiatives in Egypt. A key emphasis of **WFP's approach was to extend support towards the presidential "Decent Life" initiative, and prioritize the climate-smart agricultural sector, the resilience building of smallholder farmers, and other pertinent areas.**

Focus on localization

In the framework of its operations in Egypt, WFP emphasized localizing the Sustainable Development Goals especially in government-identified vulnerable communities through the Decent Life Presidential Initiative. **100 percent of WFP's activities in country were carried-out in collaboration with local partners from 2,500 villages**, underscoring their substantial contribution to WFP's efforts.

WFP signed implementation agreements with 11 non-governmental organizations (NGOs) working in local settings. To enhance their capacities, partner NGOs and community development associations were empowered through capacity-strengthening to implement WFP programmes at the grassroots level. This approach ensured that cooperating local partners, played a role in providing valuable additions on the implementation of WFP's programmes. By doing-so, WFP was able to generate enduring impact and make meaningful contributions to the SDGs attainment in Egypt.

In parallel, **WFP and the Food and Agricultural Organization are pooling efforts to mobilize resources to support the Presidential initiative 'Decent Life' initiative.** If materialised, this programme will complement other planned interventions by UNICEF and International Labour Organization to support the Presidential Initiative. Additionally, **WFP has started the implementation of joint UN initiatives such as the UN Development Programme-led "Scaling up Climate Ambition on Land use and Agriculture" initiative.**

Focus on UN inter-agency collaboration

Responding to the Sudan Crisis, **WFP leveraged its partnership with the Government to ensure a vital humanitarian corridor¹ remained open.** This corridor, connecting Aswan in Upper Egypt to Wadi Halfa in Sudan, was critical in addressing the pressing needs of those affected by the ongoing conflict. Additionally, **WFP availed its cash platform² to sister agencies** like UNICEF, UNFPA and IOM to allow them to reach those in need quickly and efficiently and maximize impact through joint programming.

WFP, responding to the global funding scarcity, took proactive measures to adopt innovative partnership methods for diversifying funding sources. Furthermore, WFP expanded its network by reaching out to non-traditional donors, including those who had not previously contributed to WFP Egypt. Collaborations with organizations such as KOICA were established to provide support in enhancing the resilience of vulnerable refugees and host communities.

Moreover, WFP's commitment to collaboration extended beyond crisis response. Under the UNSDCF, **WFP's contributions spanned across all UNSDCF pillars, including gender initiatives and the UNCT's Scorecards on Gender, Youth, and Disability Inclusion**

Financial Overview

During July to December, the initial year of WFP Egypt's 2023-2028 Country Strategic Plan (CSP), **22-percent funding was secured**, fulfilling a significant portion of WFP's resource requirements. WFP's portfolio was funded by various entities, with 84-percent from Governments¹, 8-percent from multilateral, regional, or other allocations and 2-percent from private donors. Additionally, 6-percent of financial resources were channeled through WFP to implement cash assistance activities with other UN agencies.

WFP experienced variability in funding levels since the introduction of the 2023-2028 CSP. The overall funding allocated compared to the needs-based plan is at a 22-percent level. However, **during July-December 2023, the funding reached 198-percent in relation to the needs-based plan, and 260-percent² compared to the implementation plan**, which can be attributed primarily to the existence of **long-term funding commitments** covering outcomes 2 and 3 to support implementing activities beyond 2023. Notably, this **funding level signifies steadier trends compared to previous years**.

During this period, WFP received financial support, **with 90-percent of the funding stemming from directed sources, 6-percent from multilateral sources, and 4-percent from advances** to respond to emergencies. Some contributions were facilitated by WFP's Internal Project Lending mechanism. Notably, the largest contributions were made by Germany (including through the German-Egyptian Debt Swap Programme), the Netherlands and the USA.

Nonetheless, **WFP encountered difficulties regarding the timing of fund receipt and its expiration date**. These delays had a negative impact on providing assistance to beneficiaries, especially in situations where limited alternative funding was available, as with Outcome One. The confirmation of contributions during 2023's last quarter or as multi-year funding received in 2022 contributed to the annual funding scenario appearing to exceed 100 percent of the implementation and needs-based plan for that year.

Similar to the first half of 2023, WFP executed every activity to a certain extent, considering the funding available, predominantly determined by the timing of funds receipt. Nevertheless, **the availability of funds was influenced by multiple factors, such as the increased competition for resources due to the Ukraine conflict and the enduring economic aftermaths of the pandemic, the Sudan Crisis and the Gaza Crisis**.

Strategic Outcome One faced funding challenges, **General Food Assistance was funded at 55-percent from its needs-based plan**, leading to implementation falling short of the targeted 100-percent. In response to the funding constraints, **WFP reduced the number of monthly assisted people under this sub-activity from 100,000 to 65,000**. The overall trend of this Outcome was funded at 145-percent from its need-based plan, however, 68 percent of funds received in 2023 are to be utilized in 2024. The Outcome also exceeded its current implementation plan by 187-percent, which was attributed to the funds received supporting the Sudan Crisis. **The funding mix consisted of 54-percent directed contributions, 26-percent multilateral, and 20-percent advances**. This Outcome was supported by contributions from Germany (GFFO), the US, Switzerland, Japan, and Korea.

Strategic Outcome Two stood-out with remarkable financial backing, achieving 321-percent and 433-percent against its need-based and current implementation plans, respectively, thanks to multi-year funding. The contributions were further emphasized by 100-percent directed contributions, ensuring a focused and targeted financial approach. Notably, this Outcome has achieved full funding during the second half of 2023, surpassing its CSP target with an overall funding level of 28-percent. This success positioned this Outcome as a standout performer within the broader CSP framework. Notably, the expenditures are low under activity three due to delays in security clearances, which deferred the implementation of activities in certain locations; economic challenges and importation restrictions that hindered the procurement processes; and lengthy deliberations with multiple national entities. **This Outcome was supported by long-term contributions from the German-Egyptian Debt Swap Programme, Germany (BMZ), the Netherlands, Adaptation Fund, a national bank, and the private sector**.

Outcome Three emerged as a financially resilient pillar within the CSP, achieving an overall funding level of 24-percent. This Outcome's success was underscored by its robust financial backing, with a healthy trend of its performance with 189-percent against its need-based plan and a remarkable 251-percent against the current implementation plan. A contributing factor to this financial strength was the secured multi-year funding. Notably, this Outcome was marked by a reliance on 100-percent Directed Contributions, demonstrating a strategic and targeted financial approach for supporting its activities. This Outcome was supported by long-term contributions from the German-Egyptian Debt Swap Programme, Germany (BMZ), and the private sector.

















In general, **the effective utilization of adaptable funding and the redistribution of flexible contributions during July-December 2023 played a crucial role in dealing with unexpected obstacles**, resolving disruptions in project progression, managing financial gaps, and promptly aiding during critical situations.

During July-December 2023, WFP demonstrated advancement in the implementation of its resource mobilization strategy. This progress stemmed from the collaboration established with the Egyptian Government, and proactive endeavours to establish partnerships with both existing and prospective donors who align with WFP's objectives.

Annual CSP Financial Overview by Strategic Outcome (Amount in USD)

	Needs Based Plan	Implementation Plan	Available Resources	Expenditure
SDG Target 1. Access to Food	22,545,895	9,687,750	32,864,213	14,362,681
SO01: Crisis-affected populations in Egypt, including refugees, meet their essential food and nutrition needs and have enhanced self-reliance all year.	22,545,895	9,687,750	32,864,213	14,362,681
Activity 01: Provide food assistance, nutritional and livelihood support to refugees and other crisis-affected populations	22,545,895	9,687,750	32,851,396	14,362,681
Non-activity specific	0	0	12,817	0
SDG Target 4. Sustainable Food System	8,085,474	5,952,766	25,989,252	2,931,436
SO02: Targeted groups in Egypt benefit from more resilient, sustainable, and climate-adaptive livelihoods and food systems by 2028	8,085,474	5,952,766	25,989,252	2,931,436
Activity 02: Support women, men and youth in targeted areas to access livelihoods opportunities, increase incomes, and improve their food and nutrition security.	1,950,336	1,020,181	3,608,855	239,566
Activity 03: Provide diverse support to smallholders, targeted groups and relevant institutions or partners engaged in nutrition-sensitive and environmentally-friendly value chains	6,135,138	4,932,584	22,380,396	2,691,870

SDG Target 5. Capacity Building		10,998,754	8,209,721	20,821,012	4,049,151
SO03: The Government of Egypt has enhanced capacity, programmes and systems ensuring populations in vulnerable situations benefit from improved access to and quality of food, nutrition, health, and education services by 2028.		10,998,754	8,209,721	20,821,012	4,049,151
Activity 04: Provide assistance to the national school feeding programme, including through comprehensive sustainable school-based interventions and transfers to support students, teachers, and households in vulnerable situations		7,486,844	4,815,764	8,435,629	2,618,920
Activity 05: Provide technical assistance and support to Egypt's nutrition-sensitive social protection system, especially for pregnant and lactating women and children under two, including through direct assistance and SBCC.		3,111,244	3,005,226	6,103,155	1,383,759
Activity 06: Provide technical expertise, innovative solutions and targeted capacity strengthening to the Government for food and nutrition security interventions as well as foster opportunities for South-South and Triangular Cooperation.		400,665	388,730	937,524	46,471
Non-activity specific		0	0	5,344,702	0
Non-SDG Target		0	0	2,024,535	0
Total Direct Operational Costs		41,630,124	23,850,238	81,699,013	21,343,269

Direct Support Costs (DSC)	 1,890,535	 1,853,423	 4,581,506	 1,092,452
Total Direct Costs	 43,520,659	 25,703,661	 86,280,520	 22,435,721
Indirect Support Costs (ISC)	 2,828,842	 1,670,738	 5,484,435	 5,484,435
Grand Total	 46,349,502	 27,374,399	 91,764,955	 27,920,156

Data Notes

Overview

[1] Egypt's Vision 2030 is a national sustainable development strategy launched in February 2016 that reflects the country's long-term strategic plan to achieve the principles and goals of sustainable development in all areas and to mainstream them in the different state agencies.

[2] 379 is the total number of participants who completed the vocational trainings during the reporting period. An additional 500 individuals started the training in December 2023 and will complete it in 2024, therefore, they will be reported in 2024.

[3] Each country's actions can have positive or negative effects on other countries' abilities to achieve the SDGs. International spillover effects occur when one country's actions generate benefits or impose costs on another country that are not reflected in market prices. The Spillover Index assesses such spillovers along three dimensions: environmental & social impacts embodied in trade, economy & finance, and security. (Source: <https://dashboards.sdindex.org/map/spillovers>)

Operational context

[1] December 2023: <https://www.capmas.gov.eg/>

[2] Calculated based on data from Central Bank of Egypt, 2023.

[3] Heba El-Laithy & Dina Armanious, Food and nutrition security trend analysis in Egypt, WFP Egypt, 2022.

[4] Source: December 2023, Sudan Situation report. UNHCR <https://reporting.unhcr.org/sudan-situation-update-41>

[5] CAPMAS, Quarterly Bulletin Labour Force Survey (Quarter one 2023)

[6] Decent Life Initiative, launched by President Abdel Fattah El-Sisi in 2019, aims to provide a decent life for the most vulnerable groups nationwide. (Source: <https://www.presidency.eg/en/%D8%A7%D9%84%D8%B1%D8%A6%D8%A7%D8%B3%D8%A9/%D9%85%D8%A8%D8%A7%D8%AF%D8%B1%D8%A9-%D8%AD%D9%8A%D8%A7%D8%A9-%D9%83%D8%B1%D9%8A%D9%85%D8%A9/>)

Irrigating for a Better Life

[1] IFPRI Egypt, 'Market-Oriented Agriculture to Motivate Small Farmers to Continue Farming', August 2019

Strategic outcome 01

[1] Countries include Syria, Sudan, South Sudan, Yemen, Iraq, Eritrea, Ethiopia, Libya, and Somalia.

[2] The prioritization was determined by considering vulnerability criteria established in collaboration with UNHCR. It encompassed cases that do not fit the poor category anymore and cases that have not undergone assessment to be categorized as poor.

[3] Read more about WFP's platform for cash assistance here: <https://reliefweb.int/report/egypt/wfp-egypt-country-brief-june-2023>

[4] Data table: the value voucher modality was planned to support pregnant and breastfeeding, however, it was not implemented due to funding shortages. WFP plans to resume the assistance under the cash modality instead.

[5] Data table: baseline values for the new CSP were calculated during the second half of 2023. Therefore, baseline and follow-up values are assumed to be the same due to the short time period between the calculated baselines and the reporting period.

Strategic outcome 02

[1] In most cases, contributions that are confirmed towards the end of the year are predominantly allocated for use in the following year. Therefore, there are instances, like when the ACR is issued, where these contributions, along with multi-year contributions, create a situation where the CSP funding exceeds 100 percent of the implementation and occasionally the needs-based plan for the given year. This, however, does not accurately reflect the actual annual funding situation.

[2] 379 is the total participants who completed the vocational trainings during the reporting period. An additional 500 individuals started the training in December 2023 and will complete it in 2024, therefore, they will be reported under 2024.

[3] Link to data table: Despite external challenges such as currency devaluation, clearance issues, and the readiness of training centres impacting the achievement of the target for this reporting period, WFP prioritized the empowerment of training centres through delivering comprehensive capacity strengthening measures. Recognizing the impediments posed by these external factors, WFP strategically invested in building resilience and capability within the centres, aiming for a sustained impact that goes beyond immediate targets to foster effectiveness and adaptability.

[4] Source: Heba El-Laithy & Dina; Armanious. 2022. Food and nutrition security trend analysis in Egypt. WFP Egypt.

[5] The online early warning system provides a five-day weather forecast with technical recommendations to minimize losses and sustain crops.

[6] Data table: baseline values for the new CSP were calculated during the second half of 2023. Therefore, baseline and follow-up values are assumed to be the same due to the short time period between the calculated baselines and the reporting period.

Strategic outcome 03

[1] [https://egypt.un.org/en/230730-united-nations-sustainable-development-cooperation%C2%A0framework#:~:text=The%20United%20Nations%20Framework%20for,resident%20agencies\)%20and%20the%20Government](https://egypt.un.org/en/230730-united-nations-sustainable-development-cooperation%C2%A0framework#:~:text=The%20United%20Nations%20Framework%20for,resident%20agencies)%20and%20the%20Government)

[2] These in-school snacks, rich with 14 minerals and vitamins.

[3] Monitoring data: WFP's qualitative data collection for School feeding programme (Aug-Sep 2023)

[4] The food subsidy system in Egypt is designed as an open voucher-style subsidy program, incorporating the two aspects of baladi bread (BB) and ration cards (RCs). (Source: https://elibrary.worldbank.org/doi/10.1596/978-1-4648-1087-9_ch3)

[5] <https://www.cbe.org/en/economic-research/statistics/inflation-rates/historical-data>

[6] Data table: activity 5 (nutrition) implemented Nutrition Community Awareness Sessions for parents and community members on healthy and balanced nutrition for school-aged children, as well as 1000 Days Community Awareness Sessions for pregnant and breastfeeding women (PBW) beneficiaries, however, these activities were not in the needs-based plan, which is why there is no planned figure.

[7] Data table: baseline values for the new CSP were calculated during the second half of 2023. Therefore, baseline and follow-up values are assumed to be the same due to the short time period between the calculated baselines and the reporting period.

Gender equality and women's empowerment

[1] Data table: baseline values for the new CSP were calculated during the second half of 2023. Therefore, baseline and follow-up values are assumed to be the same due to the short time period between the calculated baselines and the reporting period.

Nutrition integration

[1] Data for Nutrition integration indicators was not assessed during the reporting period and will be assessed in the first quarter of 2024.

Partnerships

[1] <https://www.wfp.org/news/wfp-and-government-egypt-establish-humanitarian-corridor-between-egypt-and-sudan-providing>

[2] <https://www.wfp.org/news/wfp-egypt-provides-critical-assistance-people-fleeing-violence-sudan>

Financial Overview

[1] Germany, Japan, Netherlands, Switzerland, and the US.

[2] It is worth noting that the figures mentioned represent a snapshot of the funding situation for the specified time period and may be subject to change as new information becomes available.

Annex

Reporting on beneficiary information in WFP's annual country reports

To produce estimates of the total number of unique beneficiaries WFP has assisted yearly, the data from all activities and transfer modalities must be adjusted to eliminate overlaps and add new beneficiaries. Further background information is provided in the summary tables annex of the ACR.

The final estimated number of beneficiaries assisted in each country is validated by country offices and entered in COMET at the end of every year:

- the total number of beneficiaries, which is the sum of all direct beneficiaries reached under all country level activities and outputs, based on the adjusted totals that seek to eliminate overlap;
- the total number of beneficiaries receiving food transfers, cash-based transfers and commodity vouchers or capacity strengthening, the sum of all direct beneficiaries reached under the activities and outputs for each of these transfer modalities, based on the adjusted estimates that seek to eliminate overlap;
- the total number of beneficiaries assisted under outputs defined by country offices and specific to their operations;
- the total number of beneficiaries assisted under each programme area, the sum of all direct beneficiaries reached under WFP's eight programme areas at the country level;
- the number of schoolchildren assisted under school-based programmes, the sum of all participants assisted under the school-based programmes, adjusted to exclude overlaps and activity supporters such as teachers and cooks.

Although WFP conducts quality assurance to provide beneficiary data which are as accurate as possible, numerous challenges remain regarding data collection, verification, entry and processing. Beneficiary numbers in ACRs should be considered "best estimates", subject to over- and under- estimation.

Figures and Indicators

Beneficiaries by Sex and Age Group

Beneficiary Category	Gender	Planned	Actual	% Actual vs. Planned
Total Beneficiaries	male	386,232	308,816	80%
	female	418,243	411,973	99%
	total	804,475	720,789	90%
By Age Group				
0-23 months	male	18,217	11,064	61%
	female	9,590	9,454	99%
	total	27,807	20,518	74%
24-59 months	male	36,833	39,825	108%
	female	27,753	39,780	143%
	total	64,586	79,605	123%
5-11 years	male	49,098	31,120	63%
	female	66,015	56,182	85%
	total	115,113	87,302	76%
12-17 years	male	44,634	31,030	70%
	female	44,531	47,781	107%
	total	89,165	78,811	88%
18-59 years	male	210,871	174,451	83%
	female	245,967	228,555	93%
	total	456,838	403,006	88%
60+ years	male	26,579	21,326	80%
	female	24,387	30,221	124%
	total	50,966	51,547	101%

Beneficiaries by Residence Status

Residence Status	Planned	Actual	% Actual vs. Planned
Resident	662,375	506,008	76%
Refugee	142,100	214,781	151%

Beneficiaries by Programme Area

Programme Area	Planned	Actual	% Actual vs. Planned
Action to protect against climate shocks	0	121,405	-
Asset Creation and Livelihood	34,250	379	1%

Programme Area	Planned	Actual	% Actual vs. Planned
Malnutrition prevention programme	30,000	61,715	205%
School based programmes	600,000	292,121	48%
Smallholder agricultural market support programmes	162,550	30,388	18%
Unconditional Resource Transfers	140,600	214,781	152%

Annual Food Transfer (mt)

Commodities	Planned Distribution (mt)	Actual Distribution (mt)	% Actual vs. Planned
Access to Food			
Strategic Outcome 01			
Beans	50	0	0%
Bread	35	34	98%
Canned Pulses	0	39	-
Chickpeas	50	33	65%
High Energy Biscuits	20	24	122%
Juice	25	24	96%
Capacity Building			
Strategic Outcome 03			
High Energy Biscuits	634	504	80%

Annual Cash Based Transfer and Commodity Voucher (USD)

Modality	Planned Distribution (CBT)	Actual Distribution (CBT)	% Actual vs. Planned
Access to Food			
Strategic Outcome 01			
Cash	19,187,250	12,781,747	67%
Value Voucher	1,195,200	0	0%
Sustainable Food System			
Strategic Outcome 02			
Cash	20,336	0	0%
Capacity Building			
Strategic Outcome 03			
Cash	5,176,398	2,498,331	48%

Strategic Outcome and Output Results

Strategic Outcome 01: Crisis-affected populations in Egypt, including refugees, meet their essential food and nutrition needs and have enhanced self-reliance all year.	Crisis Response
Output Results	
Activity 01: Provide food assistance, nutritional and livelihood support to refugees and other crisis-affected populations	

Corporate output 1.1: Food insecure and crisis-affected populations have access to nutritious food and cash-based assistance, restored assets and services to meet their urgent needs

CSP Output 01: (1.1) Targeted refugees and other crisis-affected populations have access to cash-based assistance and support to meet their essential food and nutrition needs.

Output Indicator	Beneficiary Group	Sub Activity	Unit of measure	Planned	Actual
A.1.1 Number of people receiving assistance unconditionally or conditionally (complementary with UNICEF, FAO, WHO)	All; Pregnant Breastfeeding Women and Girls	General Distribution	Female	80,680	120,429
			Male	59,920	94,352
			Total	140,600	214,781
A.2.7 Quantity of food provided unconditionally or to restore infrastructure and community assets			MT	180	154.13
A.3.1 Total value of cash transferred to people			USD	18,737,250	12,781,746
A.4.1 Total value of vouchers transferred to people disaggregated by type (value voucher or commodity voucher)			USD	1,195,200	

CSP Output 02: (1.2) Targeted refugees and urban host communities participate in vocational and skills development to access income generating activities.

Output Indicator	Beneficiary Group	Sub Activity	Unit of measure	Planned	Actual
A.1.5 Number of people receiving food/cash-based transfers/commodity vouchers/capacity strengthening transfers through livelihood skills training activities	All	Food assistance for training	Female	1,875	
			Male	1,875	
			Total	3,750	
A.3.3 Total value of cash transferred to people through livelihood skills training activities			USD	450,000	

Outcome Results

Activity 01: Provide food assistance, nutritional and livelihood support to refugees and other crisis-affected populations

Outcome Indicator	Sex	Baseline	End-CSP Target	2023 Target	2023 Follow-up	Source
Target Group: Refugees and Asylum Seekers - Location: Egypt - Modality: - Subactivity: General Distribution						
Food consumption score: Percentage of households with Acceptable Food Consumption Score	Female	38.6		≥38.6	38.6	WFP survey
	Male	66		≥66	66	WFP survey
	Overall	52.7	≥52.7	≥52.7	52.7	WFP survey
Food consumption score: Percentage of households with Borderline Food Consumption Score	Female	33.3		≤33.3	33.3	WFP survey
	Male	24.1		≤24.1	24.1	WFP survey
	Overall	28.6	≤28.6	≤28.6	28.6	WFP survey
Food consumption score: Percentage of households with Poor Food Consumption Score	Female	28		≤28	28	WFP survey
	Male	9.9		≤9.9	9.9	WFP survey
	Overall	18.7	≤18.7	≤18.7	18.7	WFP survey
Target Group: Refugees and Asylum seekers - Location: Egypt - Modality: - Subactivity: General Distribution						
Economic capacity to meet essential needs	Overall	26.7	≥30	≥26.7	26.7	WFP survey
Proportion of households that cannot afford the lowest-cost nutritious diet	Overall	51.3	≤48	≤51.3	51.3	WFP survey
Target Group: Refugees - Location: Egypt - Modality: - Subactivity: General Distribution						
Consumption-based coping strategy index (average)	Female	18.65	≤15	≤15	18.65	WFP survey
	Male	13	≤15	≤15	13	WFP survey
	Overall	15	≤15	≤15	15	WFP survey
Livelihood coping strategies for essential needs: Percentage of households using crisis coping strategies	Female	68.5	≤68.5	≤68.5	68.5	WFP survey
	Male	53.1	≤53.1	≤53.1	53.1	WFP survey
	Overall	59.3	≤59.3	≤59.3	59.3	WFP survey

Livelihood coping strategies for essential needs: Percentage of households using emergency coping strategies	Female	16.2	≤16.2	≤16.2	16.2	WFP survey
	Male	12.3	≤12.3	≤12.3	12.3	WFP survey
	Overall	13.9	≤13.9	≤13.9	13.9	WFP survey
Livelihood coping strategies for essential needs: Percentage of households using stress coping strategies	Female	9.9	≤9.9	≤9.9	9.9	WFP survey
	Male	19.1	≤19.1	≤19.1	19.1	WFP survey
	Overall	15.4	≤15.4	≤15.4	15.4	WFP survey
Livelihood coping strategies for essential needs: Percentage of households not using livelihood based coping strategies	Female	5.4	≤5.4	≤5.4	5.4	WFP survey
	Male	15.4	≤15.4	≤15.4	15.4	WFP survey
	Overall	11.4	≤11.4	≤11.4	11.4	WFP survey
Livelihood coping strategies for food security: Percentage of households using crisis coping strategies	Female	61.3	≤61.3	≤61.3	61.3	WFP survey
	Male	50.6	≤50.6	≤50.6	50.6	WFP survey
	Overall	54.9	≤54.9	≤54.9	54.9	WFP survey
Livelihood coping strategies for food security: Percentage of households using emergency coping strategies	Female	14.4	≤14.4	≤14.4	14.4	WFP survey
	Male	11.7	≤11.7	≤11.7	11.7	WFP survey
	Overall	12.8	≤12.8	≤12.8	12.8	WFP survey
Livelihood coping strategies for food security: Percentage of households using stress coping strategies	Female	9.9	≤9.9	≤9.9	9.9	WFP survey
	Male	16	≤16	≤16	16	WFP survey
	Overall	13.6	≤13.6	≤13.6	13.6	WFP survey
Livelihood coping strategies for food security: Percentage of households not using livelihood based coping strategies	Female	14.4	≤14.4	≤14.4	14.4	WFP survey
	Male	21.6	≤21.6	≤21.6	21.6	WFP survey
	Overall	18.7	≤18.7	≤18.7	18.7	WFP survey

Strategic Outcome 02: Targeted groups in Egypt benefit from more resilient, sustainable, and climate-adaptive livelihoods and food systems by 2028					Resilience Building	
Output Results						
Activity 02: Support women, men and youth in targeted areas to access livelihoods opportunities, increase incomes, and improve their food and nutrition security.						
Corporate output 3.1: People and communities have access to productive assets to better cope with shocks and stressors						
CSP Output 03: (2.1) Targeted groups, especially women and youth, benefit from capacity building, financial services and technology to improve their access to livelihoods opportunities and healthy diets.						
Output Indicator	Beneficiary Group	Sub Activity	Unit of measure	Planned	Actual	
A.1.5 Number of people receiving food/cash-based transfers/commodity vouchers/capacity strengthening transfers through livelihood skills training activities	All	Food assistance for training	Female	3,500	250	
			Male	500	129	
			Total	4,000	379	
Activity 03: Provide diverse support to smallholders, targeted groups and relevant institutions or partners engaged in nutrition-sensitive and environmentally-friendly value chains						
Corporate output 3.2: People and communities have increased skills, capacities and access to financial, energy and climate services for climate-adapted and sustainable livelihoods						
CSP Output 04: (3.1) Smallholders in vulnerable situations and targeted communities receive assets, skills development and other support to improve productivity and build financial resilience through climate-smart, gender- and nutrition- sensitive agricultural practices, risk management and diversified livelihoods.						
Output Indicator	Beneficiary Group	Sub Activity	Unit of measure	Planned	Actual	
A.1.5 Number of people receiving food/cash-based transfers/commodity vouchers/capacity strengthening transfers through livelihood skills training activities	All	Food assistance for training	Female	11,976		
			Male	14,524		
			Total	26,500		
A.1.8 Number of women, men, boys and girls receiving food/cash-based/commodity vouchers/individual capacity strengthening transfers through actions to protect against climate shocks	Activity supporters	Climate adapted assets and agricultural practices	Female		57,128	
			Male		64,277	
			Total		121,405	
A.3.3 Total value of cash transferred to people through livelihood skills training activities			USD	20,336		
F.1 Number of smallholder farmers supported with training, inputs, equipment and infrastructure	Activity supporters	Smallholder agricultural market support Activities	Female	32,510	15,266	
			Male	130,040	15,122	
			Total	162,550	30,388	

Other Output

Activity 03: Provide diverse support to smallholders, targeted groups and relevant institutions or partners engaged in nutrition-sensitive and environmentally-friendly value chains

Corporate Output 3.2: People and communities have increased skills, capacities and access to financial, energy and climate services for climate-adapted and sustainable livelihoods

CSP Output 04: (3.1) Smallholders in vulnerable situations and targeted communities receive assets, skills development and other support to improve productivity and build financial resilience through climate-smart, gender- and nutrition- sensitive agricultural practices, risk management and diversified livelihoods.

Output indicator	Detailed indicator	Sub Activity	Unit of measure	Planned	Actual
A.10.1: Total value (USD) of individual capacity strengthening transfers	A.10.1.1: Total value (USD) of individual capacity strengthening transfers	Climate adapted assets and agricultural practices	US\$	1,306,976	1,306,976
D.1.1: Number of assets built, restored or maintained by targeted households and communities, by type and unit of measure	D.1.1.g.12: Total annual capacity, installed, restored or maintained for energy generation or storage	Climate adapted assets and agricultural practices	Megawatt	311	311
D.2: Number of people provided with direct access to energy products or services	D.2.10: Total number of people provided with direct access to energy products or services (Cooking)	Climate adapted assets and agricultural practices	Individual	20	20
D.3: Number of participants who completed vocational/livelihood skills training activities	D.3.g.1: Number of participants who completed vocational/livelihood skills	Climate adapted assets and agricultural practices	Number	11,736	11,736
F.2: Total membership of supported smallholder farmer aggregation systems	F.2.1: Total membership of supported smallholder farmer aggregation systems (Male)	Smallholder agricultural market support Activities	Number	254	254
F.4: Number of agricultural and post-harvest inputs, equipment and infrastructures provided	F.4.g.1: Number of agricultural equipment provided	Smallholder agricultural market support Activities	Number	87	87
F.5: Number of meetings, workshops, fairs, events organized to facilitate market linkages	F.5.1: Number of meetings, workshops, fairs, events organized to facilitate market linkages	Smallholder agricultural market support Activities	Number	2	2
G.10: Number of people benefiting from assets and climate adaptation practices facilitated by WFP's risk management activities	G.10.1: Number of people benefiting from assets and climate adaptation practices facilitated by WFP's Risk Management activities (overall)	Climate adapted assets and agricultural practices	Individual	222,700	222,700
G.13: Type of support provided to CSP activities by funds and raised	G.13.2: Type of support provided to CSP activities by funds raised with a climate risk reduction objective (AF)	Climate adapted assets and agricultural practices	Type	Timely available and used	Timely available and used
G.4: Number of participants of financial inclusion initiatives promoted by WFP	G.4.1: Number of participants of financial inclusion initiatives promoted by WFP (Overall)	Climate adapted assets and agricultural practices	Individual	1,264	1,264

G.5: Amount of loans accessed by participants of financial inclusion initiatives promoted by WFP	G.5.1: Amount of loans accessed by participants of financial inclusion initiatives promoted by WFP (Overall)	Climate adapted assets and agricultural practices	US\$	1,048,714	1,048,714
G.8: Number of people provided with direct access to information on climate and weather risks	G.8.3: Number of people provided with direct access to information on climate and weather risks through mobile phones and/or SMS services	Climate and weather risk information services	Individual	2,453	2,453

Corporate Output 3.3: Smallholder farmers and value chain actors have increased capacity to produce and aggregate marketable surpluses, reduce post-harvest losses, access markets and leverage linkages to schools

CSP Output 05: (3.2) Actors along the food value chains, including local government institutions, engage in capacity strengthening activities to enhance nutrition-sensitive food value chains for key crops

Output indicator	Detailed indicator	Sub Activity	Unit of measure	Planned	Actual
C.4: Number of people engaged in capacity strengthening initiatives facilitated by WFP to enhance national stakeholder capacities contributing to Zero Hunger	C.4.g.2: Number of government and public sector staff participating in training and other technical assistance initiatives	National data & analytics (CCS)	Number	20	20
C.4: Number of people engaged in capacity strengthening initiatives facilitated by WFP to enhance national stakeholder capacities contributing to Zero Hunger	C.4.g.3: Number of national partner staff participating in training and other technical assistance initiatives	National data & analytics (CCS)	Number	76	76
C.6: Number of tools or products developed or revised to enhance national systems contributing to zero hunger and other SDGs as part of WFP capacity strengthening	C.6.g.1: Number of tools or products developed	National data & analytics (CCS)	Number	1	1
C.8: Value of assets and infrastructure handed over to national stakeholders as part of WFP capacity strengthening support	C.8.1: Value of assets and infrastructure handed over to national stakeholders as part of WFP capacity strengthening support	National data & analytics (CCS)	US\$	1,512,926	1,512,926

Outcome Results						
Activity 02: Support women, men and youth in targeted areas to access livelihoods opportunities, increase incomes, and improve their food and nutrition security.						
Outcome Indicator	Sex	Baseline	End-CSP Target	2023 Target	2023 Follow-up	Source
Target Group: Women and Youth - Location: Egypt - Modality: - Subactivity: Household/ individual skill & livelihood creation (CCS)						
Number of national policies, strategies, programmes and other system components contributing to Zero Hunger and other SDGs enhanced with WFP capacity strengthening support	Overall	3	≥3	≥3	3	Secondary data
Activity 03: Provide diverse support to smallholders, targeted groups and relevant institutions or partners engaged in nutrition-sensitive and environmentally-friendly value chains						
Outcome Indicator	Sex	Baseline	End-CSP Target	2023 Target	2023 Follow-up	Source
Target Group: Smallholder Farmers - Location: Egypt - Modality: - Subactivity: Other Climate adaptation and risk management Activities						

Climate adaptation benefit score: 1. Total Low CABS	Overall	1.2	≤1.2	≤1.2		WFP survey
Climate adaptation benefit score: 2. Total Medium CABS	Overall	3.4	≤3.4	≤3.4		WFP survey
Climate adaptation benefit score: 3. Total High CABS	Overall	95.3	≥95.3	≥95.3		WFP survey
Climate resilience capacity score: 1. Total Low CRS	Overall	0	≤0	≤0		WFP survey
Climate resilience capacity score: 2. Total Medium CRS	Overall	18	≤18	≤18		WFP survey
Climate resilience capacity score: 3. Total High CRS	Overall	82	≥82	≥82		WFP survey
Climate services score: Q1.1: Access to climate services	Overall	66.2	≥66.2	≥66.2		WFP survey
Climate services score: Q1.2: Relevance of the information	Overall	66	≥66	≥66		WFP survey
Climate services score: Q1.3: Timeliness of the information	Overall	65	≥65	≥65		WFP survey
Climate services score: Q1.4: Tailoring of information	Overall	66	≥66	≥66		WFP survey
Climate services score: Q1.5: Actionability of the information	Overall	65	≥65	≥65		WFP survey
Climate services score: Climate services score	Overall	66	≥66	≥66		WFP survey
Percentage of targeted smallholder farmers reporting increased production of nutritious crops	Overall	9	≥9	≥9	9	WFP survey
Percentage of targeted smallholders selling through WFP-supported farmer aggregation systems	Overall	100	=100	=100	100	Secondary data
Value of smallholder sales through WFP-supported aggregation systems (USD): Overall	Overall	87,643	≥90,000	≥90,000	87,643	Secondary data
Value of smallholder sales through WFP-supported aggregation systems (USD): WFP	Overall	0	=0	=0	0	Secondary data
Value of smallholder sales through WFP-supported aggregation systems (USD): Private buyers	Overall	0	=0	=0	0	Secondary data
Value of smallholder sales through WFP-supported aggregation systems (USD): Institutional buyers	Overall	87,643	≥90,000	≥90,000	87,643	Secondary data
Value of smallholder sales through WFP-supported aggregation systems (USD): Schools	Overall	0	=0	=0	0	Secondary data
Volume of smallholder sales through WFP-supported aggregation systems (MT): Overall	Overall	98.2	≥100	≥98.2	98.2	Secondary data
Volume of smallholder sales through WFP-supported aggregation systems (MT): WFP	Overall	0	=0	=0	0	Secondary data
Volume of smallholder sales through WFP-supported aggregation systems (MT): Private buyers	Overall	0	=0	=0	0	Secondary data
Volume of smallholder sales through WFP-supported aggregation systems (MT): Institutional buyers	Overall	98.2	≥100	≥98.2	98.2	Secondary data

Volume of smallholder sales through WFP-supported aggregation systems (MT): Schools	Overall	0	=0	=0	0	Secondary data
Target Group: Smallholder farmers - Location: Egypt - Modality: - Subactivity: Other Climate adaptation and risk management Activities						
Investment capacity index: 1.1 Savings	Overall	0	=0	=0		WFP survey
Investment capacity index: 1.2 Credits for Productive Purposes	Overall	45	≥45	≥45		WFP survey
Investment capacity index: 1.3. Insurance Payouts	Overall	0	=0	=0		WFP survey
Investment capacity index: Investment capacity index	Overall	45	≥45	≥45		WFP survey

Strategic Outcome 03: The Government of Egypt has enhanced capacity, programmes and systems ensuring populations in vulnerable situations benefit from improved access to and quality of food, nutrition, health, and education services by 2028.	Root Causes
--	--------------------

Output Results

Activity 04: Provide assistance to the national school feeding programme, including through comprehensive sustainable school-based interventions and transfers to support students, teachers, and households in vulnerable situations

Corporate output 4.2: Components of national emergency preparedness and response, social protection and food systems are strengthened

CSP Output 06: (4.1) The national school feeding programme is strengthened to contribute to equitable access to quality education, including through direct support to children and their households in underprivileged areas.

Output Indicator	Beneficiary Group	Sub Activity	Unit of measure	Planned	Actual
A.1.3 Number of girls and boys receiving food/cash-based transfers/commodity vouchers/capacity strengthening transfers through school-based programmes	All	School feeding (take-home rations)	Female	290,400	116,925
			Male	309,600	124,655
			Total	600,000	241,580
A.1.3 Number of girls and boys receiving food/cash-based transfers/commodity vouchers/capacity strengthening transfers through school-based programmes	Students (primary schools)	School feeding (on-site)	Female	80,400	68,407
			Male	39,600	30,450
			Total	120,000	98,857
A.2.3 Quantity of food provided to girls and boys through school-based programmes			MT	634	504.17
A.3.2 Total value of cash transferred to family members of girls and boys benefiting from school-based programmes			USD	4,067,170	1,319,399

Activity 05: Provide technical assistance and support to Egypt's nutrition-sensitive social protection system, especially for pregnant and lactating women and children under two, including through direct assistance and SBCC.

Corporate output 4.1: National actors have increased capacity and knowledge to enhance policies, strategies, processes and programmes, contributing to the achievement of zero hunger and other SDGs

CSP Output 07: (5.1) National institutions have strengthened capacity to integrate and scale-up nutrition specific and nutrition-sensitive interventions, including through direct assistance to groups in vulnerable situations, SBCC, and enhanced national systems

Output Indicator	Beneficiary Group	Sub Activity	Unit of measure	Planned	Actual
A.1.2 Number of nutritionally vulnerable people receiving food/cash-based transfers/commodity vouchers/capacity strengthening transfers through malnutrition treatment and prevention programmes (complementary with UNICEF, FAO, WHO)	Activity supporters	Prevention of stunting	Female		1,289
			Male		373
			Total		1,662
A.1.2 Number of nutritionally vulnerable people receiving food/cash-based transfers/commodity vouchers/capacity strengthening transfers through malnutrition treatment and prevention programmes (complementary with UNICEF, FAO, WHO)	Pregnant Breastfeeding Women and Girls	Prevention of stunting	Female	30,000	60,053
			Male		
			Total	30,000	60,053
A.3.1 Total value of cash transferred to people			USD	1,109,228	1,178,932

Other Output

Activity 04: Provide assistance to the national school feeding programme, including through comprehensive sustainable school-based interventions and transfers to support students, teachers, and households in vulnerable situations

Corporate Output 4.2: Components of national emergency preparedness and response, social protection and food systems are strengthened

CSP Output 06: (4.1) The national school feeding programme is strengthened to contribute to equitable access to quality education, including through direct support to children and their households in underprivileged areas.

Output indicator	Detailed indicator	Sub Activity	Unit of measure	Planned	Actual
A.6.2: Number of schools or institutional sites reached through school-based programming	A.6.2.1: Total number of schools assisted by WFP	School feeding (take-home rations)	school	3,225	3,225
C.4: Number of people engaged in capacity strengthening initiatives facilitated by WFP to enhance national stakeholder capacities contributing to Zero Hunger	C.4.g.5: Number of teachers/educators/teaching assistants trained or certified	School Based Programmes (CCS)	Number	2,200	2,200
N.1.1: Feeding days as percentage of total school days	N.1.1.1: Feeding days as percentage of total school days	School feeding (on-site)	%	100	100
N.2: Average number of school days per month on which multi-fortified or at least 4 food groups were provided (nutrition-sensitive indicator)	N.2.1: Average number of school days per month on which multi-fortified or at least 4 food groups were provided (nutrition-sensitive indicator)	School feeding (on-site)	%	22	22

Activity 05: Provide technical assistance and support to Egypt's nutrition-sensitive social protection system, especially for pregnant and lactating women and children under two, including through direct assistance and SBCC.

Corporate Output 4.1: National actors have increased capacity and knowledge to enhance policies, strategies, processes and programmes, contributing to the achievement of zero hunger and other SDGs

CSP Output 07: (5.1) National institutions have strengthened capacity to integrate and scale-up nutrition specific and nutrition-sensitive interventions, including through direct assistance to groups in vulnerable situations, SBCC, and enhanced national systems

Output indicator	Detailed indicator	Sub Activity	Unit of measure	Planned	Actual
A.10.2: Total Value (USD) of individual capacity strengthening transfers in support of learning to prevent or treat malnutrition	A.10.2.1: Total Value (USD) of individual capacity strengthening transfers in support of learning to prevent or treat malnutrition	Prevention of stunting	US\$	395,287	395,287
A.6.1: Number of WFP-assisted health centres or sites	A.6.1.1: Total number of WFP-assisted health centres or sites	Prevention of stunting	centre/site	254	254
C.16: Number of national institutions engaged in WFP capacity strengthening activities at national and subnational levels	C.16.g.6: Number of national/sub-national institutions benefitting from embedded or seconded expertise as a result of WFP capacity strengthening support	Malnutrition Prevention (CCS)	Number	2	2
C.21: Social protection system building blocks supported	C.21.11: Social protection system building blocks supported-Assessment and analysis	Malnutrition Prevention (CCS)	Completed/ Not completed	Completed	Completed

C.4: Number of people engaged in capacity strengthening initiatives facilitated by WFP to enhance national stakeholder capacities contributing to Zero Hunger	C.4.g.2: Number of government and public sector staff participating in training and other technical assistance initiatives	Malnutrition Prevention (CCS)	Number	1,649	1,649
C.5: Number of capacity strengthening initiatives facilitated by WFP to enhance national stakeholder capacities to contribute to Zero Hunger and other SDGs	C.5.g.6: Number of training sessions/workshops organized	Malnutrition Prevention (CCS)	Number	54	54
E.4: Number of people reached through interpersonal social and behaviour change communication (SBCC) approaches (complementary with UNICEF, FAO, WFP, WHO)	E.4.1: Number of people reached through interpersonal social and behaviour change communication (SBCC) approaches (complementary with UNICEF, FAO, WFP, WHO)	Prevention of stunting	Individual	13,410	73,500

Activity 06: Provide technical expertise, innovative solutions and targeted capacity strengthening to the Government for food and nutrition security interventions as well as foster opportunities for South-South and Triangular Cooperation.

Corporate Output 4.2: Components of national emergency preparedness and response, social protection and food systems are strengthened

CSP Output 08: (6.1) National programmes and systems addressing poverty, food and nutrition security are strengthened through investments in evidence-generation, skills development, digitalization and South-South and Triangular Cooperation.

Output indicator	Detailed indicator	Sub Activity	Unit of measure	Planned	Actual
C.4: Number of people engaged in capacity strengthening initiatives facilitated by WFP to enhance national stakeholder capacities contributing to Zero Hunger	C.4.g.2: Number of government and public sector staff participating in training and other technical assistance initiatives	National data & analytics (CCS)	Number	223	223

Outcome Results

Activity 04: Provide assistance to the national school feeding programme, including through comprehensive sustainable school-based interventions and transfers to support students, teachers, and households in vulnerable situations

Outcome Indicator	Sex	Baseline	End-CSP Target	2023 Target	2023 Follow-up	Source
-------------------	-----	----------	----------------	-------------	----------------	--------

Target Group: Community Schools - **Location:** Egypt - **Modality:** - **Subactivity:** National data & analytics (CCS)

Number of national policies, strategies, programmes and other system components relating to school health and nutrition/including school feeding enhanced/developed with WFP capacity strengthening support and/or advocacy	Overall	2	≥2	≥2	2	Secondary data
---	---------	---	----	----	---	----------------

Target Group: Community schools - **Location:** Egypt - **Modality:** - **Subactivity:** School feeding (alternative take-home rations)

Number of complementary school health and nutrition interventions delivered alongside school feeding delivered by WFP: Minimum number of complementary interventions provided to at least one school in your country office	Overall	4	≥4	≥4	4	Secondary data
---	---------	---	----	----	---	----------------

Number of complementary school health and nutrition interventions delivered alongside school feeding delivered by WFP: Maximum number of complementary interventions provided to at least one school in your country office	Overall	4	≥4	≥4	4	Secondary data
---	---------	---	----	----	---	----------------

Number of complementary school health and nutrition interventions delivered alongside school feeding delivered by WFP: Mean (average) number of complementary interventions provided to at least one school in your country office	Overall	4	≥4	≥4	4	Secondary data
--	---------	---	----	----	---	----------------

Activity 05: Provide technical assistance and support to Egypt's nutrition-sensitive social protection system, especially for pregnant and lactating women and children under two, including through direct assistance and SBCC.

Outcome Indicator	Sex	Baseline	End-CSP Target	2023 Target	2023 Follow-up	Source
-------------------	-----	----------	----------------	-------------	----------------	--------

Target Group: PLW Egyptian - **Location:** Egypt - **Modality:** - **Subactivity:** Prevention of acute malnutrition

Minimum diet diversity for women and girls of reproductive age	Overall	39.2	≥40	≥39	39	WFP survey
Proportion of eligible population reached by nutrition preventive programme (coverage)	Overall	8	≥8	≥8	8	Secondary data
Proportion of target population who participate in an adequate number of distributions (adherence)	Overall	77	≥77	≥77	77	Secondary data

Target Group: PLW - **Location:** Egypt - **Modality:** - **Subactivity:** Prevention of acute malnutrition

Number of national policies, strategies, programmes and other system components contributing to Zero Hunger and other SDGs enhanced with WFP capacity strengthening support	Overall	2	≥2	≥2	2	Secondary data
---	---------	---	----	----	---	----------------

Cross-cutting Indicators

Environmental sustainability indicators

Environmental sustainability indicators						
Cross-cutting indicators at Activity level						
Activity 01: Provide food assistance, nutritional and livelihood support to refugees and other crisis-affected populations						
CrossCutting Indicator	Sex	Baseline	End-CSP Target	2023 Target	2023 Follow-up	Source
Target Group: Refugees - Location: Egypt - Modality: - - Subactivity: Food assistance for training						
Proportion of field-level agreements (FLAs)/memorandums of understanding (MOUs)/construction contracts (CCs) for CSP activities screened for environmental and social risks	Overall	0	=100	=100	100	Secondary data
Target Group: Refugees - Location: Egypt - Modality: - - Subactivity: General Distribution						
Proportion of field-level agreements (FLAs)/memorandums of understanding (MOUs)/construction contracts (CCs) for CSP activities screened for environmental and social risks	Overall	0	=100	=100	100	Secondary data
Activity 02: Support women, men and youth in targeted areas to access livelihoods opportunities, increase incomes, and improve their food and nutrition security.						
CrossCutting Indicator	Sex	Baseline	End-CSP Target	2023 Target	2023 Follow-up	Source
Target Group: Women and Youth - Location: Egypt - Modality: - - Subactivity: Food assistance for training						
Proportion of field-level agreements (FLAs)/memorandums of understanding (MOUs)/construction contracts (CCs) for CSP activities screened for environmental and social risks	Overall	0	=100	=100	100	Secondary data
Activity 03: Provide diverse support to smallholders, targeted groups and relevant institutions or partners engaged in nutrition-sensitive and environmentally-friendly value chains						
CrossCutting Indicator	Sex	Baseline	End-CSP Target	2023 Target	2023 Follow-up	Source
Target Group: Smallholders - Location: Egypt - Modality: - - Subactivity: Climate adapted assets and agricultural practices						
Proportion of field-level agreements (FLAs)/memorandums of understanding (MOUs)/construction contracts (CCs) for CSP activities screened for environmental and social risks	Overall	0	=100	=100	100	Secondary data
Activity 04: Provide assistance to the national school feeding programme, including through comprehensive sustainable school-based interventions and transfers to support students, teachers, and households in vulnerable situations						
CrossCutting Indicator	Sex	Baseline	End-CSP Target	2023 Target	2023 Follow-up	Source
Target Group: School Students - Location: Egypt - Modality: - - Subactivity: School feeding (on-site)						
Proportion of field-level agreements (FLAs)/memorandums of understanding (MOUs)/construction contracts (CCs) for CSP activities screened for environmental and social risks	Overall	0	=100	=100	100	Secondary data
Activity 05: Provide technical assistance and support to Egypt's nutrition-sensitive social protection system, especially for pregnant and lactating women and children under two, including through direct assistance and SBCC.						
CrossCutting Indicator	Sex	Baseline	End-CSP Target	2023 Target	2023 Follow-up	Source
Target Group: Egyptian PLW - Location: Egypt - Modality: - - Subactivity: Prevention of stunting						
Proportion of field-level agreements (FLAs)/memorandums of understanding (MOUs)/construction contracts (CCs) for CSP activities screened for environmental and social risks	Overall	0	=100	=100	100	Secondary data

Gender equality and women's empowerment indicators

Gender equality and women's empowerment indicators						
Cross-cutting indicators at Activity level						
Activity 01: Provide food assistance, nutritional and livelihood support to refugees and other crisis-affected populations						
CrossCutting Indicator	Sex	Baseline	End-CSP Target	2023 Target	2023 Follow-up	Source
Target Group: Refugees - Location: Egypt - Modality: - - Subactivity: General Distribution						
Percentage of households where women, men, or both women and men make decisions on the use of food/cash/vouchers, disaggregated by transfer modality - <i>Decisions jointly made by women and men</i>	Overall	27.8	=50	=50	27.8	WFP survey
Percentage of households where women, men, or both women and men make decisions on the use of food/cash/vouchers, disaggregated by transfer modality - <i>Decisions made by men</i>	Overall	19	=25	=25	19	WFP survey
Percentage of households where women, men, or both women and men make decisions on the use of food/cash/vouchers, disaggregated by transfer modality - <i>Decisions made by women</i>	Overall	53.2	=25	=25	53.2	WFP survey
Activity 04: Provide assistance to the national school feeding programme, including through comprehensive sustainable school-based interventions and transfers to support students, teachers, and households in vulnerable situations						
CrossCutting Indicator	Sex	Baseline	End-CSP Target	2023 Target	2023 Follow-up	Source
Target Group: Community Schools - Location: Egypt - Modality: - - Subactivity: School feeding (alternative take-home rations)						
Percentage of households where women, men, or both women and men make decisions on the use of food/cash/vouchers, disaggregated by transfer modality - <i>Decisions jointly made by women and men</i>	Overall	12.7	=50	=50	12.7	WFP survey
Percentage of households where women, men, or both women and men make decisions on the use of food/cash/vouchers, disaggregated by transfer modality - <i>Decisions made by men</i>	Overall	49.5	=25	=25	49.5	WFP survey
Percentage of households where women, men, or both women and men make decisions on the use of food/cash/vouchers, disaggregated by transfer modality - <i>Decisions made by women</i>	Overall	37.8	=25	=25	37.8	WFP survey
Activity 05: Provide technical assistance and support to Egypt's nutrition-sensitive social protection system, especially for pregnant and lactating women and children under two, including through direct assistance and SBCC.						
CrossCutting Indicator	Sex	Baseline	End-CSP Target	2023 Target	2023 Follow-up	Source
Target Group: PLW Egyptian - Location: Egypt - Modality: - - Subactivity: Prevention of stunting						
Percentage of households where women, men, or both women and men make decisions on the use of food/cash/vouchers, disaggregated by transfer modality - <i>Decisions jointly made by women and men</i>	Overall	55.6	=50	=50	55.6	WFP survey
Percentage of households where women, men, or both women and men make decisions on the use of food/cash/vouchers, disaggregated by transfer modality - <i>Decisions made by men</i>	Overall	19.5	=25	=25	19.5	WFP survey
Percentage of households where women, men, or both women and men make decisions on the use of food/cash/vouchers, disaggregated by transfer modality - <i>Decisions made by women</i>	Overall	24.9	=25	=25	24.9	WFP survey

Protection indicators

Protection indicators						
Cross-cutting indicators at Activity level						
Activity 01: Provide food assistance, nutritional and livelihood support to refugees and other crisis-affected populations						
CrossCutting Indicator	Sex	Baseline	End-CSP Target	2023 Target	2023 Follow-up	Source
Target Group: Refugees - Location: Egypt - Modality: - - Subactivity: General Distribution						
Percentage of beneficiaries reporting no safety concerns experienced as a result of their engagement in WFP programmes	Female	100	=100	=100		WFP survey
	Male	100	=100	=100		WFP survey
	Overall	100	=100	=100	100	WFP survey
Percentage of beneficiaries who report being treated with respect as a result of their engagement in programmes	Female	99	=100	=100		WFP survey
	Male	99	=100	=100		WFP survey
	Overall	99	=100	=100	99.26	WFP survey
Percentage of beneficiaries who report they experienced no barriers to accessing food and nutrition assistance	Female		=100	=100		
	Male		=100	=100		
	Overall	98.1	=100	=100	98.1	WFP survey
Activity 04: Provide assistance to the national school feeding programme, including through comprehensive sustainable school-based interventions and transfers to support students, teachers, and households in vulnerable situations						
CrossCutting Indicator	Sex	Baseline	End-CSP Target	2023 Target	2023 Follow-up	Source
Target Group: Community Schools - Location: Egypt - Modality: - - Subactivity: School feeding (alternative take-home rations)						
Percentage of beneficiaries reporting no safety concerns experienced as a result of their engagement in WFP programmes	Female	100	=100	≥100		WFP survey
	Male	100	=100	≥100		WFP survey
	Overall	100	=100	≥100	100	WFP survey
Percentage of beneficiaries who report they experienced no barriers to accessing food and nutrition assistance	Female		=100	=99		
	Male		=100	=99		
	Overall	97.8	=100	=99	97.85	WFP survey
Target Group: Community schools - Location: Egypt - Modality: - - Subactivity: School feeding (alternative take-home rations)						
Percentage of beneficiaries who report being treated with respect as a result of their engagement in programmes	Female	100	=100	=100		WFP survey
	Male	100	=100	=100		WFP survey
	Overall	100	=100	=100	100	WFP survey
Activity 05: Provide technical assistance and support to Egypt's nutrition-sensitive social protection system, especially for pregnant and lactating women and children under two, including through direct assistance and SBCC.						
CrossCutting Indicator	Sex	Baseline	End-CSP Target	2023 Target	2023 Follow-up	Source
Target Group: PLW Egyptian - Location: Egypt - Modality: - - Subactivity: Prevention of stunting						
Percentage of beneficiaries who report being treated with respect as a result of their engagement in programmes	Female		=100	=100		
	Male		=100	=100		
	Overall	98.3	=100	=100	98.35	WFP survey
Percentage of beneficiaries who report they experienced no barriers to accessing food and nutrition assistance	Female		=100	=99		
	Male		=100	=99		
	Overall	97.9	=100	=99	97.93	WFP survey

Accountability to Affected Population indicators

Accountability indicators						
Cross-cutting indicators at CSP level						
CrossCutting Indicator	Sex	Baseline	End-CSP Target	2023 Target	2023 Follow-up	Source
Country office has a functioning community feedback mechanism	Overall	Yes	Yes	Yes	Yes	Secondary data

Accountability indicators						
Cross-cutting indicators at Activity level						
Activity 01: Provide food assistance, nutritional and livelihood support to refugees and other crisis-affected populations						
CrossCutting Indicator	Sex	Baseline	End-CSP Target	2023 Target	2023 Follow-up	Source
Target Group: Refugees - Location: Egypt - Modality: - - Subactivity: General Distribution						
Percentage of beneficiaries reporting they were provided with accessible information about WFP programmes, including PSEA	Overall	63	≥63	≥63	62.84	WFP survey
Activity 04: Provide assistance to the national school feeding programme, including through comprehensive sustainable school-based interventions and transfers to support students, teachers, and households in vulnerable situations						
CrossCutting Indicator	Sex	Baseline	End-CSP Target	2023 Target	2023 Follow-up	Source
Target Group: Community schools - Location: Egypt - Modality: - - Subactivity: School feeding (alternative take-home rations)						
Percentage of beneficiaries reporting they were provided with accessible information about WFP programmes, including PSEA	Overall	42	=70	=42	41.84	WFP survey
Activity 05: Provide technical assistance and support to Egypt's nutrition-sensitive social protection system, especially for pregnant and lactating women and children under two, including through direct assistance and SBCC.						
CrossCutting Indicator	Sex	Baseline	End-CSP Target	2023 Target	2023 Follow-up	Source
Target Group: PLW Egyptian - Location: Egypt - Modality: - - Subactivity: Prevention of stunting						
Percentage of beneficiaries reporting they were provided with accessible information about WFP programmes, including PSEA	Overall	14	=50	=14	13.81	WFP survey

Cover page photo © WFP/Amira Moussa

Smallholder female farmers who benefit from WFP's programmes

World Food Programme

Contact info

Praveen Agrawal

praveen.agrawal@wfp.org

Financial Section

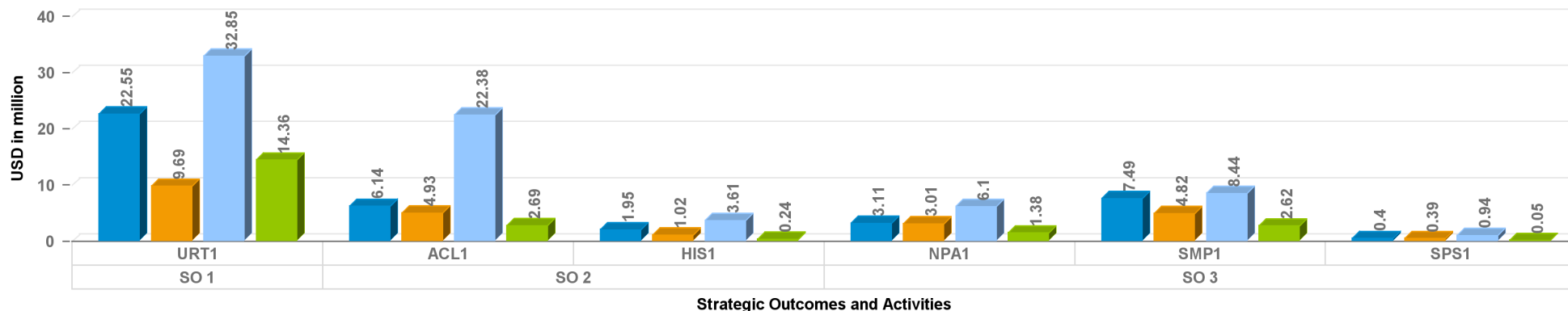
Financial information is taken from WFP's financial records which have been submitted to WFP's auditors.

Annual Country Report

Egypt Country Portfolio Budget 2023 (2023-2028)

Annual Financial Overview for the period 1 January to 31 December 2023 (Amount in USD)

Annual CPB Overview



■ Needs Based Plan ■ Implementation Plan ■ Available Resources ■ Expenditures

Code	Strategic Outcome
SO 1	Crisis-affected populations in Egypt, including refugees, meet their essential food and nutrition needs and have enhanced self-reliance all year.
SO 2	Targeted groups in Egypt benefit from more resilient, sustainable, and climate-adaptive livelihoods and food systems by 2028
SO 3	The Government of Egypt has enhanced capacity, programmes and systems ensuring populations in vulnerable situations benefit from improved access to and quality of food, nutrition, health, and education services by 2028.

Code	Activity Code	Country Activity Long Description
SO 1	URT1	Provide food assistance, nutritional and livelihood support to refugees and other crisis-affected populations
SO 2	ACL1	Provide diverse support to smallholders, targeted groups and relevant institutions or partners engaged in nutrition-sensitive and environmentally-friendly value chains
SO 2	HIS1	Support women, men and youth in targeted areas to access livelihoods opportunities, increase incomes, and improve their food and nutrition security.
SO 3	NPA1	Provide technical assistance and support to Egypt's nutrition-sensitive social protection system, especially for pregnant and lactating women and children under two, including through direct assistance and SBCC.
SO 3	SMP1	Provide assistance to the national school feeding programme, including through comprehensive sustainable school-based interventions and transfers to support students, teachers, and households in vulnerable situations
SO 3	SPS1	Provide technical expertise, innovative solutions and targeted capacity strengthening to the Government for food and nutrition security interventions as well as foster opportunities for South-South and Triangular Cooperation.

Annual Country Report

Egypt Country Portfolio Budget 2023 (2023-2028)

Annual Financial Overview for the period 1 January to 31 December 2023 (Amount in USD)

SDG Target	Strategic Outcome	Country Activity Description	Needs Based Plan	Implementation Plan	Available Resources	Expenditures
	Non SO Specific	Non Activity Specific	0	0	2,024,535	0
Subtotal SDG Target			0	0	2,024,535	0
2.1	Crisis-affected populations in Egypt, including refugees, meet their essential food and nutrition needs and have enhanced self-reliance all year.	Provide food assistance, nutritional and livelihood support to refugees and other crisis-affected populations	22,545,895	9,687,751	32,851,396	14,362,681
		Non Activity Specific	0	0	12,818	0
Subtotal SDG Target 2.1 Access to Food (SDG Target 2.1)			22,545,895	9,687,751	32,864,214	14,362,681
2.4	Targeted groups in Egypt benefit from more resilient, sustainable, and climate-adaptive livelihoods and food systems by 2028	Provide diverse support to smallholders, targeted groups and relevant institutions or partners engaged in nutrition-sensitive and environmentally-friendly value chains	6,135,138	4,932,585	22,380,397	2,691,870
		Support women, men and youth in targeted areas to access livelihoods opportunities, increase incomes, and improve their food and nutrition security.	1,950,336	1,020,181	3,608,856	239,567
Subtotal SDG Target 2.4 Sustainable Food System (SDG Target 2.4)			8,085,475	5,952,766	25,989,252	2,931,437

Annual Country Report

Egypt Country Portfolio Budget 2023 (2023-2028)

Annual Financial Overview for the period 1 January to 31 December 2023 (Amount in USD)

SDG Target	Strategic Outcome	Country Activity Description	Needs Based Plan	Implementation Plan	Available Resources	Expenditures
17.9	The Government of Egypt has enhanced capacity, programmes and systems ensuring populations in vulnerable situations benefit from improved access to and quality of food, nutrition, health, and education services by 2028.	Provide assistance to the national school feeding programme, including through comprehensive sustainable school-based interventions and transfers to support students, teachers, and households in vulnerable situations	7,486,844	4,815,764	8,435,630	2,618,920
		Provide technical assistance and support to Egypt's nutrition-sensitive social protection system, especially for pregnant and lactating women and children under two, including through direct assistance and SBCC.	3,111,245	3,005,227	6,103,156	1,383,759
		Provide technical expertise, innovative solutions and targeted capacity strengthening to the Government for food and nutrition security interventions as well as foster opportunities for South-South and Triangular Cooperation.	400,665	388,730	937,525	46,472
		Non Activity Specific	0	0	5,344,702	0
Subtotal SDG Target 17.9 Capacity Building (SDG Target 17.9)			10,998,754	8,209,721	20,821,012	4,049,151
Total Direct Operational Cost			41,630,124	23,850,238	81,699,013	21,343,269

This computer generated report is certified by the Chief of Contribution Accounting and Donor Financial Reporting Branch (FINC)

Annual Country Report

Egypt Country Portfolio Budget 2023 (2023-2028)

Annual Financial Overview for the period 1 January to 31 December 2023 (Amount in USD)

SDG Target	Strategic Outcome	Country Activity Description	Needs Based Plan	Implementation Plan	Available Resources	Expenditures
			1,890,535	1,853,424	4,581,507	1,092,452
			43,520,659	25,703,662	86,280,520	22,435,722
			2,828,843	1,670,738	5,484,435	5,484,435
			46,349,502	27,374,400	91,764,955	27,920,157



Wanee Piyabongkarn

Chief

Contribution Accounting and Donor Financial Reporting Branch

Columns Definition

Needs Based Plan

Latest annual approved version of operational needs as of December of the reporting year. WFP's needs-based plans constitute an appeal for resources to implement operations which are designed based on needs assessments undertaken in collaboration with government counterparts and partners

Implementation Plan

Implementation Plan as of January of the reporting period which represents original operational prioritized needs taking into account funding forecasts of available resources and operational challenges

Available Resources

Unspent Balance of Resources carried forward, Allocated contribution in the current year, Advances and Other resources in the current year. It excludes contributions that are stipulated by donor for use in future years

Expenditures

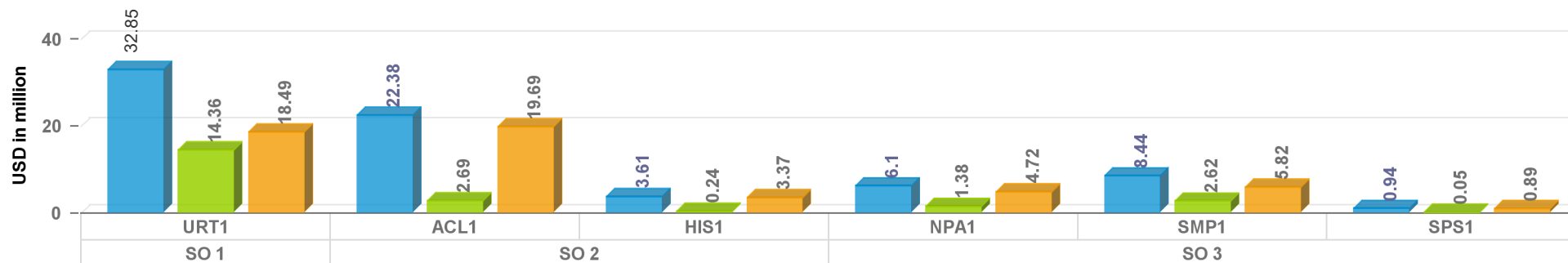
Monetary value of goods and services received and recorded within the reporting year

Annual Country Report

Egypt Country Portfolio Budget 2023 (2023-2028)

Cumulative Financial Overview as at 31 December 2023 (Amount in USD)

Cumulative CPB Overview



Strategic Outcomes and Activities

■ Allocated Resources ■ Expenditures ■ Balance of Resources

Code	Strategic Outcome	
SO 1	Crisis-affected populations in Egypt, including refugees, meet their essential food and nutrition needs and have enhanced self-reliance all year.	
SO 2	Targeted groups in Egypt benefit from more resilient, sustainable, and climate-adaptive livelihoods and food systems by 2028	
SO 3	The Government of Egypt has enhanced capacity, programmes and systems ensuring populations in vulnerable situations benefit from improved access to and quality of food, nutrition, health, and education services by 2028.	

Code	Activity Code	Country Activity - Long Description
SO 1	URT1	Provide food assistance, nutritional and livelihood support to refugees and other crisis-affected populations
SO 2	ACL1	Provide diverse support to smallholders, targeted groups and relevant institutions or partners engaged in nutrition-sensitive and environmentally-friendly value chains
SO 2	HIS1	Support women, men and youth in targeted areas to access livelihoods opportunities, increase incomes, and improve their food and nutrition security.
SO 3	NPA1	Provide technical assistance and support to Egypt's nutrition-sensitive social protection system, especially for pregnant and lactating women and children under two, including through direct assistance and SBCC.
SO 3	SMP1	Provide assistance to the national school feeding programme, including through comprehensive sustainable school-based interventions and transfers to support students, teachers, and households in vulnerable situations
SO 3	SPS1	Provide technical expertise, innovative solutions and targeted capacity strengthening to the Government for food and nutrition security interventions as well as foster opportunities for South-South and Triangular Cooperation.

Annual Country Report

Egypt Country Portfolio Budget 2023 (2023-2028)

Cumulative Financial Overview as at 31 December 2023 (Amount in USD)

SDG Target	Strategic Outcome	Country Activity Description	Needs Based Plan	Allocated Contributions	Advance and Allocation	Allocated Resources	Expenditures	Balance of Resources
2.1	Crisis-affected populations in Egypt, including refugees, meet their essential food and nutrition needs and have enhanced self-reliance all year.	Provide food assistance, nutritional and livelihood support to refugees and other crisis-affected populations	22,545,895	32,851,396	0	32,851,396	14,362,681	18,488,715
		Non Activity Specific	0	12,818	0	12,818	0	12,818
Subtotal SDG Target 2.1 Access to Food (SDG Target 2.1)			22,545,895	32,864,214	0	32,864,214	14,362,681	18,501,532
2.4	Targeted groups in Egypt benefit from more resilient, sustainable, and climate-adaptive livelihoods and food systems by 2028	Provide diverse support to smallholders, targeted groups and relevant institutions or partners engaged in nutrition-sensitive and environmentally-friendly value chains	6,135,138	22,380,397	0	22,380,397	2,691,870	19,688,527
		Support women, men and youth in targeted areas to access livelihoods opportunities, increase incomes, and improve their food and nutrition security.	1,950,336	3,608,856	0	3,608,856	239,567	3,369,289
Subtotal SDG Target 2.4 Sustainable Food System (SDG Target 2.4)			8,085,475	25,989,252	0	25,989,252	2,931,437	23,057,815

This computer generated report is certified by the Chief of Contribution Accounting and Donor Financial Reporting Branch (FINC)

Annual Country Report

Egypt Country Portfolio Budget 2023 (2023-2028)

Cumulative Financial Overview as at 31 December 2023 (Amount in USD)

SDG Target	Strategic Outcome	Country Activity Description	Needs Based Plan	Allocated Contributions	Advance and Allocation	Allocated Resources	Expenditures	Balance of Resources
17.9	The Government of Egypt has enhanced capacity, programmes and systems ensuring populations in vulnerable situations benefit from improved access to and quality of food, nutrition, health, and education services by 2028.	Provide assistance to the national school feeding programme, including through comprehensive sustainable school-based interventions and transfers to support students, teachers, and households in vulnerable situations	7,486,844	8,435,630	0	8,435,630	2,618,920	5,816,709
		Provide technical assistance and support to Egypt's nutrition-sensitive social protection system, especially for pregnant and lactating women and children under two, including through direct assistance and SBCC.	3,111,245	6,103,156	0	6,103,156	1,383,759	4,719,396
		Provide technical expertise, innovative solutions and targeted capacity strengthening to the Government for food and nutrition security interventions as well as foster opportunities for South-South and Triangular Cooperation.	400,665	937,525	0	937,525	46,472	891,053

This computer generated report is certified by the Chief of Contribution Accounting and Donor Financial Reporting Branch (FINC)

Annual Country Report

Egypt Country Portfolio Budget 2023 (2023-2028)

Cumulative Financial Overview as at 31 December 2023 (Amount in USD)

SDG Target	Strategic Outcome	Country Activity Description	Needs Based Plan	Allocated Contributions	Advance and Allocation	Allocated Resources	Expenditures	Balance of Resources
17.9	The Government of Egypt has enhanced capacity, programmes and systems ensuring populations in vulnerable situations benefit from improved access to and quality of food, nutrition, health, and education services by 2028.	Non Activity Specific	0	5,344,702	0	5,344,702	0	5,344,702
Subtotal SDG Target 17.9 Capacity Building (SDG Target 17.9)			10,998,754	20,821,012	0	20,821,012	4,049,151	16,771,861
	Non SO Specific	Non Activity Specific	0	2,024,535	0	2,024,535	0	2,024,535
Subtotal SDG Target			0	2,024,535	0	2,024,535	0	2,024,535
Total Direct Operational Cost			41,630,124	81,699,013	0	81,699,013	21,343,269	60,355,744
Direct Support Cost (DSC)			1,890,535	4,581,507	0	4,581,507	1,092,452	3,489,055
Total Direct Costs			43,520,659	86,280,520	0	86,280,520	22,435,722	63,844,799
Indirect Support Cost (ISC)			2,828,843	5,484,435		5,484,435	5,484,435	0
Grand Total			46,349,502	91,764,955	0	91,764,955	27,920,157	63,844,799

This donor financial report is interim



Wannee Piyabongkarn
Chief

Contribution Accounting and Donor Financial Reporting Branch

Columns Definition

Needs Based Plan

Latest approved version of operational needs. WFP's needs-based plans constitute an appeal for resources to implement operations which are designed based on needs assessments undertaken in collaboration with government counterparts and partners

Allocated Contributions

Allocated contributions include confirmed contributions with exchange rate variations, multilateral contributions, miscellaneous income, resource transferred, cost recovery and other financial adjustments (e.g. refinancing). It excludes internal advance and allocation and contributions that are stipulated by donor for use in future years.

Advance and allocation

Internal advanced/allocated resources but not repaid. This includes different types of internal advance (Internal Project Lending or Macro-advance Financing) and allocation (Immediate Response Account)

Allocated Resources

Sum of Allocated Contributions, Advance and Allocation

Expenditures

Cumulative monetary value of goods and services received and recorded within the reporting period

Balance of Resources

Allocated Resources minus Expenditures