



World Food
Programme

SAVING
LIVES

CHANGING
LIVES

Ghana

Annual Country Report 2023

Country Strategic Plan
2019 - 2023

Table of contents

Overview	3
Operational context	8
Harvesting hope in Ghana	11
Programme performance	12
Strategic outcome 01	12
Strategic outcome 02	15
Strategic outcome 03	17
Strategic outcome 04	20
Strategic outcome 05	22
Cross-cutting results	24
Gender equality and women's empowerment	24
Protection and accountability to affected populations	26
Environmental sustainability	27
Nutrition integration	29
Partnerships	30
Financial Overview	32
Data Notes	36
Annex	38
Reporting on beneficiary information in WFP's annual country reports	38
Figures and Indicators	39
Beneficiaries by Sex and Age Group	39
Beneficiaries by Residence Status	39
Beneficiaries by Programme Area	39
Annual Food Transfer (mt)	39
Annual Cash Based Transfer and Commodity Voucher (USD)	40
Strategic Outcome and Output Results	40
Cross-cutting Indicators	55

Overview

WFP and its partners expanded their scope of operations in Ghana to meet the emerging needs of a food system strained by numerous external and internal challenges, including climate change, regional conflicts and food price hikes.

In 2023, WFP provided direct cash assistance to 36,000 people in need and indirectly impacted more than 200,000 others by enabling the Government of Ghana to bolster its institutional capacities to support food systems, nutrition, and social protection. WFP aimed to drive positive change and improve decision-making through social and behavioural change communications on the promotion of healthy eating habits and treatment of malnutrition. Women were also prioritised for cash assistance as WFP recognised their significant ability to amplify the impact of cash transfers within communities. Targeting women directly was considered more effective in addressing food insecurity and malnutrition. Therefore, 60 percent of people directly supported with cash were women, while 8 percent were persons with disabilities.

In close collaboration with the Ghanaian Government and private sector, WFP supported the revitalisation of the National Food Fortification Alliance. WFP was involved in advocating for the establishment of food fortification standards and promoting the consumption of fortified foods across the country, with a particular focus on Ghana's School Feeding Programme. As part of the stunting prevention programme - which included food vouchers as part of livelihood support and social behavioural change solutions - WFP supported 5,000 vulnerable pregnant and breastfeeding women and girls. Hundred-fifty Village Savings and Loans Association groups were also established with a mandate to train people on digital financial inclusion. Despite notable progress in these areas, a key challenge was ensuring that nutritious foods were available, especially in remote communities.

Throughout the year, rising food costs significantly impacted people's lives. This was evident in the strategies adopted by households surveyed by WFP. There was a noticeable increase in the use of food-based coping strategies. These included measures such as reducing the number of daily meals or choosing more affordable and readily available food options. These changes in behaviour clearly illustrate the extent to which elevated food costs have affected people.

Considering extant challenges, WFP's efforts to support the Government in building efficient, inclusive, and resilient food systems were exemplified through the provision of technical support, specialised processing equipment, and training to women and community-based food processors. Furthermore, WFP enhanced the capacities of local and national institutions to manage food security, nutrition, and social protection programmes by collaborating with various ministries and agencies to digitise the joint monitoring of schools implementing feeding programmes and their extended communities. Additional efforts were extended to a shock-responsive social protection initiative that supported the Government in reviewing social protection policies and strategies. South-South and Triangular Cooperation initiatives with officials from China and Ghana also played a pivotal role in enhancing the Ghanaian Government's capacities to upgrade agricultural value chains.

In 2023, WFP effectively used cash transfers in Ghana to protect food systems that were threatened by various shocks and stressors. WFP scaled up its crisis response programme with support from its newest donor partner, the United States Agency for International Development (USAID), to build resilience and preserve agricultural productivity of 17,000 smallholder farmers with USD 5 million in cash transfers via mobile money. In response to the Gulf of Guinea crisis, WFP provided cash transfers to households in host communities experiencing heightened difficulties due to the influx of asylum seekers. This intervention targeted vulnerable host communities in the Upper East and Upper West regions, catering to the needs of 1,159 households (5,795 people), with monitoring efforts revealing improvements in food consumption scores. Unfortunately, assistance to asylum seekers living among host communities was temporarily withheld at the Government's request pending registration and settlement at a designated location in Tarikom. Findings from a multifunctional feasibility assessment within host communities that accommodated Burkinabe asylum seekers led to the reopening of the WFP sub-office in Bolgatanga. This ensured a physical presence and prompt delivery of assistance to affected communities. WFP has significantly increased staff, from 50 in 2021 to almost 100 in 2023, in line with increased activities in Ghana. This enhanced the agility of WFP's operational, leadership and administrative processes to meet programme needs.

As a result of the Akosombo Dam spillage, 35,000 people lost their homes, farms and livelihoods. A coordinated response was facilitated through the Interagency Working Group for Emergencies, which WFP co-chaired with the Government's National Disaster Management Organization (NADMO). This included a rapid needs assessment and the provision of various relief items, such as shelter, food, water and cash transfers through mobile money. A total of 1,094 affected households, equivalent to 5,470 people, received support.

In support of gender equality and women's empowerment, WFP collaborated with partners to strengthen the capacities of Ghanaian women in agribusiness, while consulting widely to develop strategies for boosting young women's

employment in the agricultural sector.

Environmental sustainability initiatives were integrated into WFP's operations in Ghana, with a focus on sustainable farming practices and climate-smart agricultural techniques. Capacity-building initiatives were undertaken to boost understanding and prevention of sexual abuse and exploitation, and other forms of harassment and mistreatment of people in need. Initiatives were also implemented to curb fraud and corruption.

WFP also engaged in extensive consultations ahead of the launch of its innovative Digital Loyalty Platform, which will offer rewards to registered Ghanaians who make healthy lifestyle choices.

36,078

Total beneficiaries in 2023



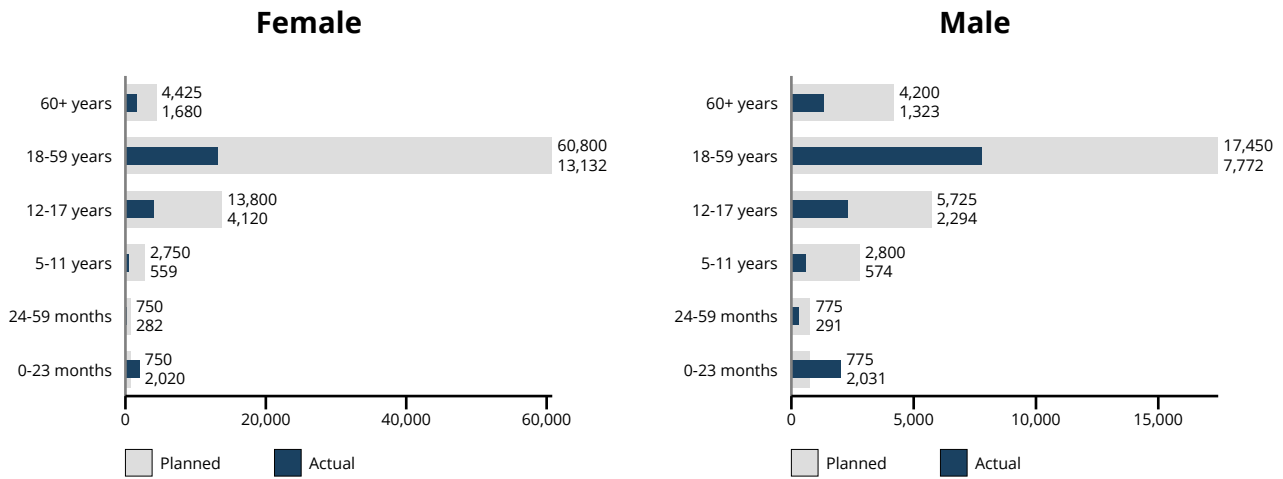
60% female



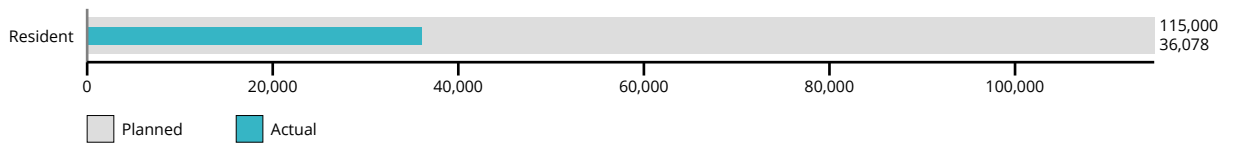
40% male

Estimated number of persons with disabilities: 2,814 (60% Female, 40% Male)

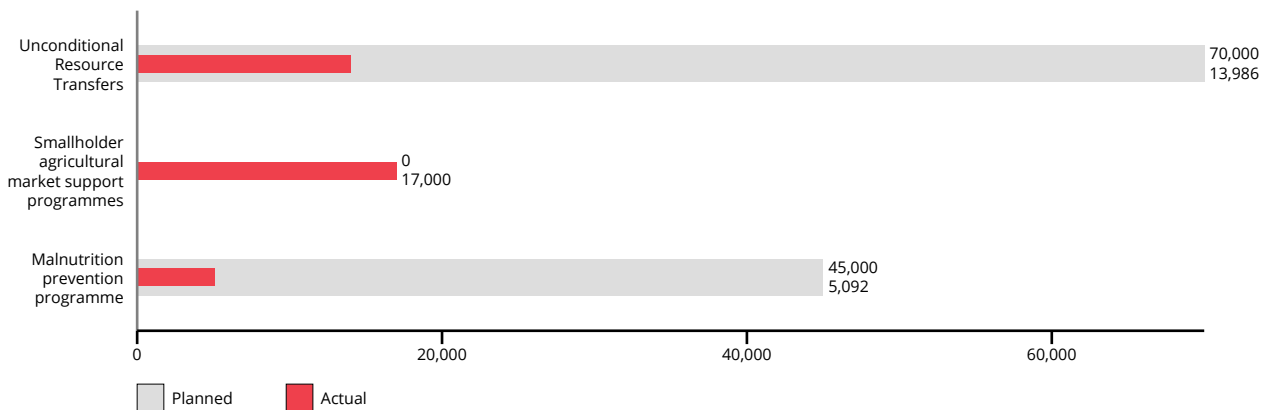
Beneficiaries by Sex and Age Group



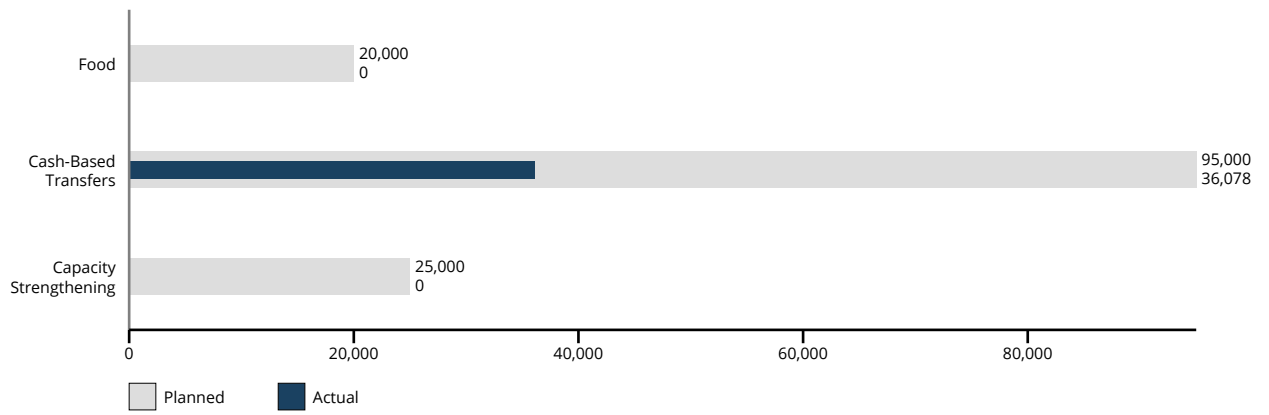
Beneficiaries by Residence Status



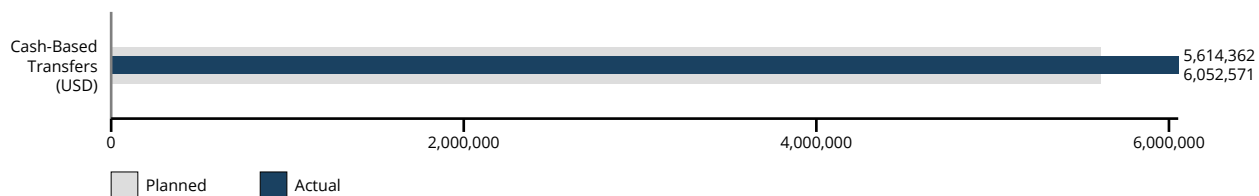
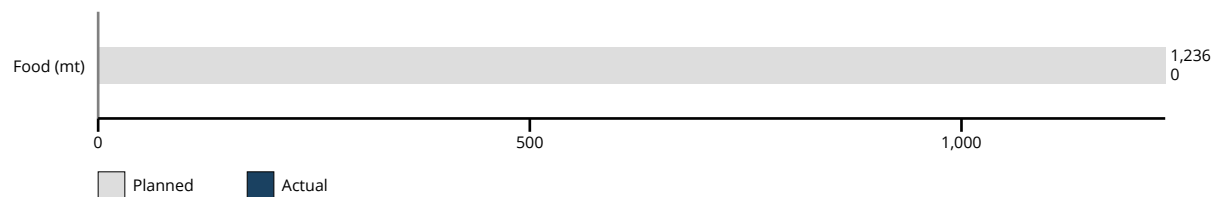
Beneficiaries by Programme Area



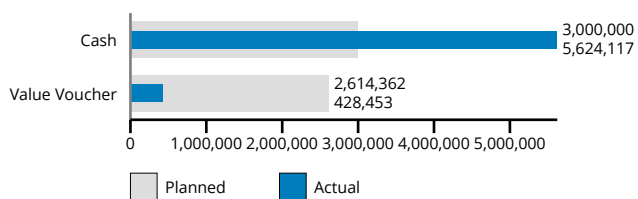
Beneficiaries by Modality



Total Transfers by Modality



Annual Cash Based Transfer and Commodity Voucher (USD)



Operational context



Contradicting prior beliefs during a period of economic and social ambiguity, the Ghanaian economy remained resilient in 2023. Ambitious national targets were set at the beginning of the year, with the Government expecting a 2.8 percent growth of real gross domestic product (GDP) and an end-December inflation rate of 18.9 percent [1]. A 53 percent

year-on-year inflation rate was seen in January 2023, which represented a 20-year high. However, this more than halved to 23 percent by December [2], falling slightly short of the 18.9 percent expectation. Fuelled by gains in agriculture and services, GDP growth rebounded to 3.2 percent [3] in the first half of 2023. Despite being hailed as the world's fastest-growing economy prior to the COVID-19 pandemic, Ghana, like many nations in the region, continued to grapple with challenges such as high inflation, currency depreciation, and a deteriorating credit rating.

In response to these economic challenges, Ghana had been engaged in negotiations for a staff-level agreement with the International Monetary Fund (IMF) in 2022. The successful conclusion of these talks in 2023 paved the way for the Ghanaian Government to access to USD 3 billion in financial support. Even so, it continued to engage in wide-ranging economic reforms to bolster government revenue through taxes and debt restructuring in alignment with requirements of the IMF agreement.

Despite an ease in inflationary pressure, Ghana faced its worst financial crisis in a generation. The country is tethered to USD 55 billion in debt, with a debt-to-GDP ratio over 90 percent. An attempt at debt restructuring yielded mixed results, with some creditors rejecting longer repayment terms and lower interest rates. In October, hundreds of so-called #OccupyBoG protestors marched on the Bank of Ghana (BoG) [4] in response to news that the bank had lost over USD 5 billion in one year, with reports linking the loss to currency depreciation caused by the excessive printing of the cedi, against Central Bank policy.

Ghana's agriculture and food systems, while susceptible to macroeconomic shocks such as supply chain disruptions and global price increases on inputs, demonstrated relative stability in a challenging regional environment. As of November 2023, the projected total cereal production for Ghana was estimated at 5.3 million tonnes. This represents a 4 percent increase from 2022 and an 18 percent increase compared to the five-year average. This can be attributed to favourable weather conditions and an expansion in agricultural land use [5]. However, despite this increase, the cereal supply-demand balance for the 2023 marketing year indicates a need for cereal imports of approximately 1,580 metric tonnes. This suggests that the country's cereal production is not yet self-sufficient to meet both its food and non-food cereal requirements [6].

Ghana's high debt burden has inhibited its ability to mobilize the development finance required to achieve sustainable development targets. With 2030 on the horizon, the country is lagging across many sectors and must rapidly invest in funding to achieve its development objectives. Though the indicators for Zero Hunger are progressing positively toward targets, Sustainable Development Goal (SDG) indicators related to ending poverty (SDG 1) and ensuring good health and well-being (SDG 3) were either stagnant or experiencing growth at less than 50 percent of the required rate [7]. The United Nations Development Programme (UNDP) noted that overcoming the debt burden in Ghana should unlock financing for development and expand private sector investment [8].

The March *Cadre Harmonisé*, developed by the Ministry of Food and Agriculture, WFP and agencies including the United Nations Food and Agriculture Organization (FAO), was the first assessment to cover all of Ghana since the post-COVID-19 analysis in 2021. This focused significantly on food consumption and changes in livelihood as indicators of food security outcomes, delving into five critical drivers, including hazards and vulnerability, food availability, food access, food utilization, and stability. Findings revealed that 1.45 million individuals (4.5 percent of the analysed population), identified as food insecure (CH phases 3 and 4) from March-May 2023 [9]. Projections for the lean season period (June-August 2023) suggested a marginal decrease to 1.3 million people, which was attributed to early harvests and increased engagement in off-farm livelihood activities, particularly in the southern regions. Conversely, the latest estimates from the November 2023 analysis suggested a significant increase in level of food insecurity, as 2.2 million people are projected to be food insecure during the June-August 2024 lean season. This would represent an increase of 62 percent compared to the same period in 2023.

In Ghana, gender and economic empowerment is a key national priority, as reflected in the National Gender Policy. This aims to promote gender equality and women's empowerment in all sectors of development [10]. However, many challenges and gaps remain. Prevailing social norms, poverty, education, health, and access to finance and markets pose significant barriers [11]. As such, there is a need for more concerted efforts and collaboration among key stakeholders, including the Government, the private sector, civil society, and development partners, to address gender issues and to ensure that women and men can both benefit from Ghana's economic growth and development.

The situation for youth in Ghana is complex and challenging, as they face many difficulties and opportunities to live meaningful lives. According to the 2021 census, Ghana's population was 31 million, of which 57 percent were under the age of 25 [12]. The country's large and growing youth population can be a source of great potential and innovation, but it also faces social and economic pressures. For example, Ghana's 12 percent youth unemployment rate and 50 percent underemployment rate both surpassed rates for Sub-Saharan African countries [13]. Despite major investments from both private sector and the Government - including efforts to broaden access to education - this challenge persists and may escalate if job opportunities remain limited. Furthermore, many young people lack the skills, competencies and qualifications that match new technologies and the changing demands of contemporary labour markets. They often also lack access to quality and affordable health care and information, especially in rural and deprived areas.

Risk management

Violence in neighbouring Burkina Faso persisted into 2023, leading to an influx of asylum seekers in Ghana. WFP undertook an emergency response initiative that targeted vulnerable host communities and asylum seekers in the Upper East and Upper West regions. Despite its peaceful implementation, a violent chieftaincy conflict in the Bawku municipality of the Upper East region persisted. The Government successfully contained intercommunal violence related to this rivalry, which minimised impacts on WFP operations. In response to this violence, WFP collaborated with security-focused agencies and non-governmental organizations (NGOs) in Northern Ghana and advocated for a unified United Nations approach to strengthen capacities of the National Disaster Management Organization's (NADMO) for emergency preparedness. To enhance conflict navigation and security preparedness, WFP Ghana recruited a security expert for nationwide guidance. In anticipation of similar conflict-related challenges, WFP updated its risk register twice in 2023.

As WFP's operations, staff and partnerships expanded, new challenges were faced in relation to risks of fraud and sexual abuse. To mitigate these, WFP conducted training for staff and partners on fraud and the prevention of corruption, sexual abuse, and exploitation. Furthermore, when engaging with smallholder farmers, the vulnerability of fragmented and weak market linkages became a critical risk. This vulnerability stems from factors such as inconsistent pricing mechanisms, substandard quality controls, and the absence of contractual safeguards. This risk prompted WFP to leverage partnerships with Anheuser-Busch InBev (AB InBev), the Ghana Commodity Exchange (GCX), and the National Food Buffer Stock Company (NAFCO). These collaborations aimed to establish more well-structured trade and markets, while the sharing of market information also enabled more informed decision making by smallholder farmers. Additional mitigation measures included the supply of post-harvest equipment, coupled with training programmes, to enhance post-harvest handling and processing skills.

Lessons learned

Findings of the March 2023 *Cadre Harmonisé* analysis recommended to specifically target households falling within CH phases 3 and 4 (acute food insecurity) for inclusion in social protection and livelihood programmes. This strategic approach aims to provide a protective shield against economic shocks, offering tangible benefits to vulnerable households that faced food insecurity.

The South-South and Triangular Cooperation approach effectively provided a cost-effective avenue for enhanced development activities through collaboration, knowledge sharing, innovation, and process management. As such, SSTC partnerships facilitated the adoption of field-tested ideas and methodologies, which enabled governments and individuals to collaborate with technical expertise not available locally. This, in turn, contributed to the overall effectiveness of development initiatives.

In an effort to utilize evidence and lessons for informed program decisions, WFP, with USAID's support, evaluated cash transfer approaches' effectiveness. Amidst inflation, WFP provided cash assistance to 17,000 farmers. Initial findings showed lump sum recipients invested more in agricultural inputs, while monthly recipients allocated more towards education and health. Food security outcomes were inconclusive. The third round of data collection began in February 2024, with findings to be published in the second quarter of 2024.

Harvesting hope in Ghana



© WFP/Daniel Kwayisi

Smallholder farmer harvesting in Tempene district, Upper East Region of northern Ghana.

Dorcas Ndeogo, a 45-year-old farmer living with a disability, received her first cash transfer of USD 290 (GHS 3,150; Ghanaian Cedis). With it she journeyed into the centre of town to purchase fertiliser for her maize and rice farms and a much-needed pair of appropriate footwear to aid her in mobility while working on the farm. With the two subsequent monthly cash transfers of USD 15 (GHS 174.95), Dorcas invested in her children's education; buying books, uniforms, and sandals to shield their bare feet on the long journey to school.

Amid the challenges of economic downturns and persistent global conflicts, USAID's (United States Agency for International Development) Farmer Support Activity has become a beacon of hope for nearly 17,000 smallholder farmers in northern Ghana. They received cash, in the form of mobile money and agricultural sensitisation messages to help ensure their productivity during the main planting season. The impact of this intervention on individuals like Dorcas mirrors its widespread positive effects across communities. With the support she received, Dorcas was able to cultivate acres of rice and maize, turning her dreams into a tangible reality. On National Farmer's Day in December, she received the 'Best Farmer' award in the 'Persons with Disabilities' category. Dorcas' achievement reflects her commitment to excellence and the transformative power of farmer-focused interventions.

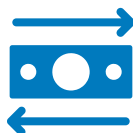
In an interview with WFP, District Director of Agriculture in Tempene, Ibrahim Jamal, highlighted the overall positive impact of the Farmer Support Activity on agricultural productivity, beyond individual success stories like Dorcas'. "Improved access to inputs and reinforced knowledge in good agricultural practices resulted in an increase in maize productivity from 1.5 to 1.9 tonnes per hectare and 0.7 to 1.1 tonnes per hectare in soya productivity. These remarkable improvements underscore the project's effectiveness in increasing smallholder farmers' yields," he shared. The WFP-USAID Farmer Support Activity has played an important role in helping smallholder farmers secure critical farm inputs at the right time and adopt good agricultural practices, thereby increasing productivity, strengthening their resilience, and enabling them to significantly increase food security in the targeted regions. Dorcas' achievements demonstrate the impact of WFP as well as organizations like the African Fertilizer and Agribusiness Partnership, and the mobile money companies working hand-in-hand with the Government to achieve the Sustainable Development Goals. Effective collaborations like these are helping to ensure no one is left behind on the path to a hunger-free world.

Programme performance

Strategic outcome 01: Vulnerable populations, including children and women of reproductive age, in high burden regions have improved nutritional status in line with national targets by 2025



235,638 people reached through **social and behavioural** change approaches



USD 428,455 in **value vouchers** given to **pregnant and breastfeeding women** and **girls** and for use for children between the ages of **6 to 23 months**



Livelihood support provided to **5,092** **pregnant and breastfeeding women** and **girls and caregivers** of children between the ages of **6 to 23 months**

People in Ghana have continually struggled to adequately feed their children - one in six (17.4 percent) were chronically malnourished or stunted according to Ghana's demographic and health surveys during the last decade. Despite some progress, there has only been a 1 percent reduction in stunting rates from 2014-2022. Adequately investing in nutrition is not only critical to individuals' health, but also as a direct contribution to the human and social capital of a country; they form the bedrock for broader community well-being and development. By aligning with national targets and intensifying efforts in community engagement, policy, advocacy, and monitoring, WFP has worked closely with Ghanaian institutions to solidify and improve the well-being and nutritional status of Ghana's population.

WFP's nutrition-focused work in Ghana in 2023 was focused making people's diets healthier, with information based on findings of the Fill the Nutrient Gap study - a nutrition situation analysis that identified barriers and enhancers to the uptake of nutritious foods. This study found that about half of all Ghanaians were unable to afford the minimum level of essential nutritious food that they required for a healthy life, which costs GHS 24 or USD 3.38 per household per day. Food unaffordability was fuelled by record year-on-year inflation, which peaked at 61 percent in February 2023 [1]. Inflation of food prices eroded household's purchasing power and left people with poor nutrition choices amid an environment of readily available but low-nutrient ultra-processed food, as well as limited access to potable water and sanitation facilities. Findings from the Fill the Nutrient Gap Study, including those from the Minimum Expenditure Basket analysis, were used to help bridge the affordability gap. They helped determine transfer values for the food and complementary nutrition top-up components of WFP's assistance packages to asylum seekers and host community households in the Upper East and Upper West regions of Ghana. This included flood-affected people in Volta and Greater Accra regions. Households with pregnant and breastfeeding women and girls, children aged 6 to 23 months and adolescent girls received additional cash transfers to help them meet food and nutrition needs.

Efforts to improve access to nutritious, safe and affordable diets also involved WFP's close collaborations with Ghana's social protection and food systems pillars. Funding from Dutch State Mines (DSM) and the Rockefeller Foundation enabled activities that explored the local fortification of rice for addressing micronutrient deficiencies among school-aged children. This initiative aimed to boost local rice production, with direct benefits to local economies as well as improved nutritional outcomes for school-aged children.

WFP closely collaborated with the Government and private sector to support the revitalisation of the National Food Fortification Alliance, which will spearhead advocacy efforts for the scaling up of fortification programmes and the consumption of fortified foods nationwide.

A key undertaking in 2023 was capacity strengthening of the retail sector. Through increased efficiency and economies of scale retailers can improve consumers' access to affordable nutritious foods. However, retailers often prioritise sales of processed foods, which typically contain high levels of fat, sugar, and salt, but low or no essential micronutrients. Consequently, the expansion of modern retailers in developing countries like Ghana may lead to higher calorie consumption, without improving the overall nutritional quality of diets [2]. To address this, WFP conducted a market system analysis to shed light on gaps and inefficiencies within markets where interventions are being implemented. This analysis identified challenges within Ghana's food system, including poor post-harvest loss management, lack of ready markets, and poor road networks that affected the distribution of nutritious foods to consumers. Although the analysis did not quantify the extent to which prices are affected by these factors, they contributed to the high cost of

nutrient-dense foods and inability of people to access healthy diets. This can be explained since most nutrient-dense foods including fruits, vegetables and animal source foods are perishable, resulting in heavy losses which affect availability on the market and ultimately the prices. WFP is working with key stakeholders on market development activities to address such challenges.

WFP also continued to support the most nutritionally vulnerable households with integrated nutrition, social and behavioural change and resilience interventions. In Karaga, one of the country's most food insecure districts (situated in the Northern Region), WFP targeted and reached 5,092 vulnerable women and children with food (value) vouchers and livelihood assistance, with support from the Governments of Japan and France. Additional funding from France enabled people to receive full rations for the duration of the lean season, which would otherwise have been impossible due to astronomical food price inflation. WFP twinned food vouchers with social and behavioural change activities to engage 117 mother-mother and 33 father-father community support groups, which extended beyond conventional roles - operating as forums for knowledge sharing on healthy lifestyles and conduits for Village Savings and Loans Association (VSLA) activities. Male support groups were instrumental in challenging negative social and gender norms and contributed to improved food consumption among participants and their families. WFP bolstered the operations of 18 VSLA groups by onboarding members to an online application which enhanced efficiency, accountability and transparency. The application streamlined transactions, recorded contributions, and facilitated access to loans, increasing members' financial empowerment. WFP concurrently addressed low yields and agricultural productivity by facilitating access to improved climate-smart inputs, including soya (1,512 kg) and maize (648 kg) seeds, as well as 500 litres of organic liquid fertiliser. Due to agricultural livelihood support, 168 acres of soya beans and 72 acres of maize were cultivated, which highlighted the project's success in expanding agricultural production in the target area. Furthermore, the Ghana Health Service reported that the Karaga intervention indirectly contributed to a surge in the uptake of health services, including vaccinations for children and increased antenatal coverage. By making attendance to health facilities for antenatal care and child welfare clinics, a conditionality to beneficiaries receiving vouchers, vulnerable women and children who otherwise would not have attended clinics were motivated to do so thereby increasing healthcare coverage. The proportion of pregnant women who attended antenatal clinics for at least 4 times increased from 64 percent in 2021 to 76 percent in 2023. This success underscored the potential for integrating such models into the broader framework of national health service delivery, with a particular focus on addressing healthcare gaps in hard-to-reach areas.

A survey of recipients of WFP's value vouchers within the stunting prevention initiative revealed a significant enhancement in their minimum dietary diversity, which increased from 56 percent to 75 percent. Despite this progress, results were below the 80 percent target. There was also a concerning rise in food-based coping strategies such as reducing the quantity of meals consumed each day or opting for food choices that are less expensive and more easily accessible. Scores worsened, rising from 3.9 to 6.7, which surpassed the intended target score of 3 or less. The increase in food-based coping strategies suggested that households were compelled to make significant trade-offs in their food consumption. This further highlighted the challenges posed by exceptionally elevated food costs in 2023.

Challenges of adequate nutrition persist due to significant gaps in the availability of nutritious foods (especially those which are fortified) in certain remote communities. The need for additional micro-irrigation schemes to scale up dry season farming is evident due to the overwhelming reliance on rain-fed agriculture, which limits year-round production. Looking to the future, collaborative efforts with the private sector are envisioned to improve distribution channels for fortified foods, especially to the last mile. As strategic outcome 1 was significantly underfunded, WFP's assistance was only able to reach 11 percent of people in need. Therefore, WFP must actively fundraise and explore additional opportunities to increase project coverage and impact through policy initiatives aimed at mainstreaming food fortification, especially for food staples such as rice. Notwithstanding funding constraints, WFP leveraged social and behavioural change activities to inform Ghanaians about the importance of healthy diets and healthy lifestyles. By partnering with local non-governmental organizations that utilised traditional and digital communication channels, more people were reached with messages than anticipated. Additionally, WFP invested in, and is harnessing findings from evidence generation efforts, including the Landscape Analysis for Rice and Market Systems Analysis, to develop solutions on the demand and supply sides. This also aims to foster the integration of nutrition outcomes in food systems, social protection (including school feeding) and emergency response.

Gender was fully integrated into activities of strategic outcome 1, as indicated by a gender and age marker score of 4. The digitisation of VSLAs ensured financial inclusion of rural women, and social and behavioural change initiatives helped reach diverse populations, including men-to-men support groups, to address root causes and socio-cultural norms that are barriers to accessing nutritious foods.

WFP GENDER AND AGE MARKER

CSP ACTIVITY	GAM MONITORING CODE
<p>Provide cash and vouchers for specialized nutritious foods and/or micronutrient-dense fresh foods for vulnerable children aged 6–23 months, adolescent girls and pregnant and lactating women through government safety nets and support the Ghana Health Service with regard to social and behaviour change communication to promote healthy diets in high burden areas</p>	<p>4 - Fully integrates gender and age</p>

Strategic outcome 02: Targeted populations and communities in Ghana benefit from more efficient, inclusive and resilient food systems which support nutrition value chains by 2030



143 national stakeholders had capacities strengthened for **smallholder agricultural market support** activities to achieve Zero Hunger



WFP partnered with **United Nations Population Fund (UNFPA)** to conduct youth consultations across **11 regions**



USD 7 million in catalytic **multi-year funding** secured to scale agroforestry by **smallholder farmers** and enhance access to **climate finance**

Macroeconomic shocks exerted far-reaching impacts across Ghana's food system, influencing various sectors and exacerbating longstanding challenges. Ghanaian agriculture and food systems continued to face disruptions due to currency depreciation, rising input costs and widespread competition from imported foods. While Ghana recorded an above-average year of food production, the overall scale of challenges in the country inhibited its ability to compete on a global scale. Disrupted planting cycles reduced yields and restricted the attainment of optimal agricultural outputs.

Despite these challenges, WFP remained committed to the development of nutritious food value chains in Ghana. As such, it continued to support two women-owned food processors (located in Tamale in the Northern Region and Lawra in the Upper West), and one community-owned, medium-scale food processor in Fumbisi (Upper East). Prior to the reporting period and through an investment of USD 254,000, WFP equipped these operations with new cereal-based food processing facilities, including storage silos, dryers, roasters, dehullers, mixers, hammer mills, sifters, finished product holding bins, and packaging and sealing machines. With the commissioning of this equipment in 2023, each processing facility became capable of producing 1.5 mt of nutritious cereal-based foods per day. This created enhanced access to affordable and safe nutritious foods for communities, and allowed the potential improvement of incomes for the 32 women members of the community-owned processor. A successful demonstration of the processors was conducted on National Farmers Day, in December 2023. WFP will continue to support operators as they strengthen their position as offtakers of quality produce - a smallholder farmer market opportunity that WFP is supporting.

WFP is committed to its role as an enabler for the creation or enhancement of access to meaningful employment opportunities - for youth, women, and people with disabilities - within the agricultural value chain. In collaboration with the United Nations Population Fund (UNFPA), consultations were undertaken across 11 regions (including 653 participants against the 550 target). The group composition was notable, as 79 percent of participants were young people and 41 percent were women. Youth participants challenged WFP to assist them in securing assets and creating an enabling environment for success in agriculture and food systems. They specifically sought support to access affordable unsecured financing and greater advocacy for youth overall, especially young women, to access land through existing government programmes (for example the Ministry of Food and Agriculture-Youth Employment Agency which aims to allocate 10 acres of land to each of around 200,000 young people). Furthermore, youth participants called for mechanisation services, agricultural inputs and extension services, financing for value addition, increased collaboration, and complementarity with other non-governmental organizations (NGOs) and development partners. Demands aligned with findings from a 2022 value chain analysis conducted by WFP. It is important to note that less than 1 percent of participants in the consultation were persons with disabilities. Accordingly, WFP will increase efforts to find and engage this cohort in future consultations to better understand their unique challenges and how to best empower them.

In a bid to strengthen capacities of the Ghanaian Government to respond to food system challenges through South-South and Triangular Cooperation, the WFP Centre of Excellence in China facilitated a knowledge exchange between the Governments of China and Ghana (with an investment from the Ministry of Agriculture and Rural Affairs). The objective was to promote high grain quality standards, digitise market access, and instil effective post-harvest management practices among stakeholders and value chain actors. Two webinars engaged 68 government, private sector, and NGO entities. Furthermore, one WFP colleague and five government officials from the Ghana Commodity Exchange (GCX), National Food Buffer Stock Company (NAFCO) and the Ministry of Food and Agriculture visited China to gain knowledge and best practices in grain trading and post-harvest management, and the administration of national food strategic reserves. The delegation visited the National Food and Strategic Reserves Administration of China, the National Grain Trade Centre, the Henan Professional Cooperative, and the China Oil Food Stuffs Corporation. With the same portion of funding, community-level training on digitalised smallholder market access was delivered to 2,609

government and NGO staff. This enabled them to better engage and activate their networks - an estimated 50,000 smallholder farmers and other participants - to improve post-harvest management and trade on structured market systems, such as the GCX. An additional activity trained 23 NAFCO staff to improve grain quality management.

WFP sustained its collaboration with the Ministry of Food and Agriculture and Ghana Health Services to expand the Food Security and Nutrition Monitoring System (FSNMS) to attain national coverage. This helped to bridge issues with data paucity and ensured that national programmes were evidence driven. As part of broader efforts to reinforce institutional capacities, national, regional and district field officers (including Management Information System officers) were trained on food security and nutrition analysis. Findings from this assessment fed into the biannual *Cadre Harmonisé* analysis, which showed an increase in the scale and intensity of food insecurity in Ghana.

In 2023, WFP secured USD 7 million in multi-year funding through the Changing Lives Transformation Fund - an internal WFP catalytic investment initiative - to implement a transformative climate change project in Ghana. This will help WFP to enhance smallholder agriculture by testing institutional delivery mechanisms for climate-smart approaches (CSAs), while enabling farmers to generate stable income through climate finance and carbon markets. Operating through a public-private partnership, WFP will collaborate with the Ministry of Finance via its Economic Enclaves Project, Acorn Rabobank, and national carbon market institutions. Key activities will include the formation of partnerships for efficient CSA delivery, piloting carbon sequestration linked to agroforestry, and certifying carbon emission reductions for global markets. In alignment with Ghana's climate priorities, the project also aims to strengthen national institutions, advocate for climate policies, and innovate in areas of climate and disaster risk finance with financial institutions. This strategic move underscores WFP commitment to sustainable agriculture, economic empowerment, and climate resilience in Ghana, as well as WFP's confidence in its ability to deliver transformative climate action.

The Ministry of Food and Agriculture, in collaboration with WFP and African Development Bank, secured USD 20 million in multi-year funding from the Global Agricultural and Food Security Programme to improve food and nutrition security in the Savannah Ecological Zone. Likewise, WFP and other development partners, through the Agriculture Sector Working Group (chaired by the Ministry of Food and Agriculture), participated in stakeholder consultations regarding the enhancement of Planting for Food and Jobs, Ghana's flagship agriculture programme. WFP further developed a concept paper on its operationalisation.

WFP, AB InBev, and the AB InBev Foundation are currently collaborating to strengthen the maize value chain and market linkages for 2,100 smallholder farmers via Yedent, one of the agro-processors supported by WFP for the commercial production of safe, affordable and nutritious products.

Under the nutrition sensitive livelihoods intervention, 1,040 farmers involved in the production of orange-fleshed sweet potato saw production increase by 133 percent; from 1,200 kg in 2022 to 2,800 kg in 2023. This helped households improve their Vitamin A intake.

Gender considerations were fully integrated into smallholder agricultural support activities, shown by a gender and age marker score of 4. This ensured that vulnerable women, youth and people with disabilities working as smallholder farmers had equitable access to information and capacity building activities regarding good agronomic practices, building of resilience against shocks, and improvement of food security and nutrition. For women that received support in the setup and running of processing facilities, the emphasis was on building their capacity on food safety and processing for improved economic empowerment. Therefore, a GaM score of 1 was received. WFP will expand support to include financial literacy, access to affordable finances and ensure financial inclusion in 2024.

WFP GENDER AND AGE MARKER

CSP ACTIVITY	GAM MONITORING CODE
Provide technical support for community and industrial production of fortified flour and for food safety and quality assurance. This includes technical support on food safety and quality for up to 30 community milling and blending concerns, predominantly women's groups, in the three northern regions and financial and technical support for two industrial fortified flour producers in Brong Ahafo and Ashanti regions.	1 - Partially integrates gender and age
Link smallholder farmers with the One District, One Warehouse programme by providing training and equipment to minimize post-harvest losses and facilitate quality assurance and market linkages with processors and institutional customers	4 - Fully integrates gender and age

Strategic outcome 03: Local and national institutions have enhanced capacity to target and manage food security, nutrition and social protection programmes by 2030



600 women in the Government social protection programme received **digital financial training** via the campaign "Hey Sister! Show Me your e-Zwitch Card!"



180 households of people living with HIV received support and **seed capital** to help with **livelihoods, food security** and improved **drug adherence**



Private sector collaboration helped build **capacities** of over **400 Government partners**



11,000 people supported by **cash transfers** received SMS messaging on **digital financial literacy** to maximise usage of electronic cash cards



Budgetary support provided to **school feeding** management information systems for increased **operational efficiency**

Building on the recommendations of gender assessments from the Institute of Statistical Social and Economic Research (ISSER), WFP collaborated with the Ministry of Gender, Children and Social Protection, the Ministry of Local Government and the consultancy firm Strategic Impact Advisors to support vulnerable women that lacked sufficient access to digital financial services. In a further bid to support women's economic empowerment, WFP partnered with Ghana's cash transfer programme Livelihood Empowerment Against Poverty (LEAP) to provide digital financial inclusion literacy, productive inclusion training and top-up cash transfers for 600 women LEAP beneficiaries under the programme. Six hundred women that received WFP assistance were from the Builsa South District (Upper East), Saboba District (in the Northern Region), and South and Central Tongu Districts (both in Volta). WFP and partners therefore aimed to improve households' food security and nutrition while improving their understanding of how investing transfers could improve their livelihoods and facilitate their exit from the cash transfers into productive inclusion activities which are deemed to be more sustainable. Funding from this programme was from the Bill and Melinda Gates Foundation and the Government of Ghana.

In 2023, the LEAP reassessment pilot was completed, with findings set to inform the expansion of Ghana's flagship social protection programme. It is worth noting that this has not been undertaken since the start of the programme in 2008 (despite the initial plan to conduct it every four years). Accordingly, this exercise was a prerequisite for the identification of people in need who were no longer considered vulnerable and to support their transition from cash assistance to productive activities. It will enable eligible vulnerable people in need of support to enrol.

In collaboration with stakeholders that included the Ministry of Gender, Children and Social Protection, the Ministry of Food and Agriculture and the Ghana Education Service, WFP facilitated annual joint monitoring of the school feeding programme by key government and non-governmental stakeholders. This enabled a review of the implementation of the programme in schools and surrounding communities and the presentation of subsequent recommendations for overcoming any observed challenges. In 2023, WFP also commenced implementation of a project in partnership with the Rockefeller Foundation to bolster Ghana's social protection and food systems. This project supported smallholder farmers that were growing local rice and included the introduction of local parboiled unpolished rice to meals in selected schools. A rice landscape analysis determined the locations and related value chains and informed programme development. Following this, WFP conducted training for 178 caterers and cooks in the preparation of

nutritious menus using this new rice alongside social behavioural change activities centred on good health and wellbeing. The trained caterers obtained an appreciation on the nutritional benefits and cooking methods of the unpolished rice, with a resolve to include its use in their school menus. The WFP-Rockefeller project also facilitated training for government partners, caterers and regional school feeding stakeholders on the School Menu Planner Plus tool (SMP Plus) to develop nutritious school menus based on locally available foods.

The Ghana School Feeding Management Information System represented an effort to digitise the entire school feeding programme and its operational processes, from procurement of caterers through to the implementation of the programme, while delivering greater efficiency and providing real-time data for planning purposes. It also anchored the digitisation of the school feeding monitoring and evaluation system, established with WFP funding. Following WFP's handover of direct implementation of school feeding activities in 2016, the Government of Ghana was supported to monitor the programme and to make routine recommendations to strengthen it.

As part of the shock-responsive social protection initiative, WFP collaborated with the World Bank, the United Nations Children's Fund (UNICEF) and other organizations to support the Ghanaian Government in its review of social protection policies and strategies. Key recommendations included the need for an action plan and associated costs for the adaptation of social protection strategies that address emergency scenarios.

Expanding upon the achievements of 2022, WFP collaborated with the Government of Ghana to implement a successful pilot programme focused on livelihood training and the provision of seed capital to people living with HIV that were availing anti-retroviral therapy from public health facilities, in Ashanti, Bono and Upper East regions. For this target group, evidence suggested that an improved food and livelihood status would correlate with an increased likelihood of adherence to drug regimens. Through the pilot, recipients established activities to improve their livelihoods and significantly enhance their household food security and drug adherence. The project successfully reached 11 facilities, involving an initial cohort of 180 households of people living with HIV, out of a total of 18,000. Consequently, participants in the programme chose to pursue livelihood activities that included the cultivation of crops, operation of mobile money businesses, poultry or pig farming, or fruit-based retail.

WFP continued its collaboration with the Ministry of Food and Agriculture and Ghana Health Services to facilitate the country-wide scale up of the Food Security and Nutrition Monitoring System (FSNMS) from a level of sub-national coverage. To further strengthen institutional capacity at multiple levels, WFP collaborated with UNICEF, the Permanent Inter-State Committee for Drought Control in the Sahel (CILSS, in French), and other partners to train 370 regional and district officers from the Ministry of Food and Agriculture and Ghana Health Services on food security and nutrition analysis. Despite the contraction of Ghana's inflation rate from 53.6 percent in January 2023 to 23.5 percent in December, it remained high when compared to the previous decade - it previously peaked at 19 percent in 2016. Prices of food, transportation, and housing were the main drivers [2], while the costs of agricultural inputs, including fertilisers, correspondingly increased in recent times. The findings from the Minimum Expenditure Basket Analysis, anchored by WFP and National Development and Planning Commission, showed that 52 percent of households in Ghana were unable to meet both food and non-food needs [3]. The situation for farming households was more worrisome, as 64 percent lacked the economic capacity to meet their food and non-food needs. This corroborated the findings of the Comprehensive Food Security and Vulnerability Analysis (2020) [4] which found that food insecurity was higher among households that were reliant on agriculture, compared to those reliant on other economic activities [5]. Against this backdrop, WFP facilitated the expansion of the market monitoring system (via the Ministry of Food and Agriculture), including the costs of agricultural inputs and labour, while sustaining monitoring of the prices of key staples across 120 markets in Ghana. Results from FSNMS and market monitoring systems fed into the biannual *Cadre Harmonisé* analysis. Its latest findings (November 2023) projected 2.2 million Ghanaians to be food insecure and in either Crisis (IPC 3) or Emergency (IPC 4) [6] during the lean season period in June-August 2024. This would be an increase from the 1.4 million food insecure people estimated for the same period in 2023 [7].

WFP will continue collaborating with the Ghana School Feeding Programme to enhance the nutritional value of school diets within the current allocation of 1.50 Ghana cedis per child, per day. Furthermore, WFP will foster access to nutritious food via the school meal programme by working closely with actors across the food systems value chain, including female smallholder farmers, youths, persons with disabilities and food fortification actors. WFP will prioritise youth employment opportunities, including people supported by WFP that are eligible to transition to livelihood support from the LEAP reassessment exercise. WFP will also promote digital innovations and technologies for better access to information, finance, and markets.

In 2024 and beyond, WFP will more deliberately integrate gender and climate change considerations to address root causes of gender inequalities and ensure environmental sustainability. WFP will also continue to support national institutions, to advocate for an enabling environment, and forge partnerships for initiatives like early warning systems, climate change, and disaster management.

WFP GENDER AND AGE MARKER

CSP ACTIVITY	GAM MONITORING CODE
<p>Provide technical support, including through South-South cooperation, for the national school meals programme, the Ministry of Food and Agriculture, the National Disaster Management Organization, the Food and Drugs Authority and the Ghana Health Service to optimize the nutritional quality of school meals; food security monitoring; the early-warning system; disaster risk reduction and emergency preparedness, food safety and quality and food-based dietary guidelines</p>	<p>3 - Fully integrates gender</p>

Strategic outcome 04: Government efforts to achieve zero hunger by 2030 are supported by advocacy and coherent policy frameworks



WFP co-chaired the **Social Protection Sector** with **Government** and set priorities for the social protection coordination



Ghana joined the **Global School Meals Coalition**, and aims to maximise opportunities in sustainable financing



WFP supported the **Government** to review implementation of the current **school feeding policy** and make amendments for the scope of its review



The **Ghana School Feeding Programme** used **South-South Triangular Cooperation** via the Global Child Nutrition Forum and Benin Songhai Centre

While one of the least funded strategic outcomes, WFP implemented a modest but impactful programme to enhance advocacy and coherent policy frameworks for Zero Hunger initiatives. To ensure adequate institutional capacities and the efficient coordination of social protection programmes, WFP co-chaired the Social Protection Working Group with Ghana's Ministry of Gender, Children and Social Protection. Throughout 2023, six working group meetings fostered collaboration among programme managers, department heads, donor agencies, and development partners.

WFP continued its engagement with the Government to develop a school feeding policy and to provide technical and budgetary support to the Ministry of Gender, Children and Social Protection and Ghana's School Feeding Programme. This included funding a consultant for policy review and participation in an assessment of the current policy's implementation. The scope for the policy review is being expanded to align with additional provisions since Ghana signed the Declaration of Support of the Global School Meals Coalition (to be completed in 2024). WFP simultaneously collaborated with the Food and Agriculture Organization (FAO) to develop school feeding nutrition guidelines that would ensure the standardisation of nutrition and that all school caterers would be guided by accurate standards to provide nutritious meals via the school feeding programme.

In a leadership role, WFP chaired the Development Partners Forum on social protection, which helped ensure the integration of national priorities into development partners' plans. Demonstrating its commitment to the Ministry of Gender, Children and Social Protection, WFP provided budgetary and technical support to a Policy Dialogue series on social protection which emphasised the role of food security and nutrition.

In a strategic move to bolster the Ghana School Feeding Programme, WFP facilitated an exchange visit in October 2022 for local officials to learn from Benin's acclaimed school feeding programme. This included travel to the Songhai project - an integrated agriculture and livelihoods initiative. Using insights and enhanced knowledge from this valuable experience, in 2023 the Ghana School Feeding Programme team proactively took steps to advocate for school gardens for school feeding schools, and work with WFP and other partners to link their programme with smallholder farmers which not only benefits the local economy but also improves the nutrition of school meals, supports job creation, and promotes sustainability.

Through an integrated approach, the social protection and food systems teams collaborated with the Agriculture Unit of the Ghana School Feeding Programme to initiate models that also provide ready financial services to promote sustainable results. This initiative seeks to address challenges related to negative impacts of delays in disbursement to caterers for feeding. Even though the Government has caught up with all payments, it does not altogether eliminate the potential for recurrence. The models being considered also include establishing a revolving fund that makes funds available for caterers to enable them to procure commodities from smallholder farmers and provide nutritious meals for school children.

WFP highlighted the intersection of health, nutrition, and socio-economic factors in the fight against the HIV/AIDS pandemic, standing in solidarity with people living with HIV on World AIDS Day, 2023. For example, WFP shared insights from social protection initiatives in Ghana, including reports on Food Security and HIV Social Protection Assessments


while actively engaging in World AIDS Day exhibitions. Substantial budgetary support for World AIDS Day commemoration was also offered. Key advocacy events like 16 Days of Activism (for gender equality), International Day of the Girl Child, and African Day of School Feeding were also supported by WFP, either through cash support or technical expertise.

In response to a request by the Government of Ghana, WFP engaged with Ambassadors of Spain, Italy, and Germany to facilitate future debt swaps in Ghana. Furthermore, Ghana’s school feeding programme and the Economic Enclave project, aimed at boosting agricultural production, were touted as key beneficiaries of such swaps. A letter from the Ministry of Finance affirmed the Government’s commitment and led to the establishment of a dedicated team to collaborate on this with WFP. With the Government leading the initiative, WFP will play a technical supporting role in debt swap negotiations.

WFP GENDER AND AGE MARKER

CSP ACTIVITY	GAM MONITORING CODE
Advocate for the promulgation and enforcement of policies and legislation on school feeding, gender equality, nutrition, food safety, weights, measures and standards, smallholder-friendly public procurement and market support	0 - Does not integrate gender or age

Strategic outcome 05: Crisis-affected populations are able to meet their basic food and nutrition needs during and in the aftermath of shocks



USD 5.6 million in direct **cash assistance** to crisis affected people (including **farmers affected by economic shocks**), up from **USD 733,000** in 2022



Rapid Needs Assessments coordinated with **13 agencies** in response to Volta Region flooding, which triggered **support** to over **5,000 flood-affected people**



WFP adopted a **nexus approach that integrates livelihoods and emergency programming** to build community **resilience** and foster **social cohesion**

WFP's crisis response programme grew rapidly in 2023, leveraging both external and internal resources effectively. The organization swiftly engaged a cadre of emergency response professionals to efficiently implement critical interventions.

With funding from the United States Agency for International Development (USAID), WFP undertook a Farmer Support Activity (FSA) to protect livelihoods against the compounding effects of the Ukraine crisis and the economic downturn caused by COVID-19, which deepened the vulnerability of Ghanaian smallholder farmers. The FSA aimed to strengthen resilience, preserve agricultural productivity, and enhance the awareness and capacity of 17,000 smallholder farmers. 100 percent of the target cohort was reached across 191 communities in 17 districts located within USAID's 'Zones of Influence' [1]. Communities in the Upper East, Upper West, Northeast, and Northern regions were specifically selected for cash transfers using mobile money. Selected productive farmers that possessed at least one acre of land (0.5 for women), received a total cash transfer of USD 315, (GHS 3,465; Ghanaian cedis) to a total of USD 5.1 million. Transfers were delivered between June-September 2023.

WFP also commissioned an impact evaluation at the request of USAID to test the efficacy of cash transfer approaches, specifically regarding the value and timing of the transfers. Technical support came from the World Bank's Development Impact Evaluation (DIME). As part of the evaluation, WFP issued lump sum transfers to selected farmers, while others received equal monthly transfers for three months. The goal is to provide evidence and lessons on the cash transfer approach that is best suited to FAS objectives, and similar projects in Ghana. Preliminary results indicated that the lump sum group spent a relatively higher amount of cash assistance on agriculture (i.e. inputs), while the monthly transfer group spent more on education, health, livestock, and their businesses. For food security outcomes, however, data from round 1 indicated that the lump-sum group achieved better food security, compared with the monthly transfers group. Data from round 2 showed the monthly transfer group had better food security at the end of the period. Round 3 data collection commenced in February 2024, with the final report to be published in the first quarter of 2024. This will enable a post-harvest assessment of the outcomes across both groups.

In addition to the economic challenges that have strained agricultural production in Ghana, multiple crises in countries along the Gulf of Guinea caused spillover effects in Ghana. It is estimated that more than 8,000 Burkinabe fled to Ghana, particularly the Upper East and Upper West regions which border South-Eastern Burkina Faso. This crisis resulted in an increase in critical needs for many people, particularly access to food and water. This was further compounded by longstanding inter-communal conflict, impeding agricultural activities and limited access to affected populations by humanitarian and development actors. The Upper East and Upper West regions of Ghana account for approximately 12 percent of food insecure people, with 253,203 people estimated to be acutely food insecure in either Crisis (IPC 3) or Emergency (IPC 4) phases [2] in the June-August 2024 lean season. This is despite the area accounting for only 7 percent of the population of Ghana [3].

To avert a humanitarian crisis in an already fragile region of Ghana, WFP provided cash transfers to households in host communities facing additional strain due to the growing number of asylum seekers. Unconditional cash transfers targeted vulnerable host communities in the Upper East and Upper West regions specifically. This was against the backdrop of the findings from a Market Functionality Index survey that was conducted across 13 major markets in both regions. It revealed that most of the assessed markets were well supplied with food and non-food items, had unrestricted physical access with minimal security and protection risks, and the supply chain was deemed resilient with sufficient competition within the markets [4]. Onboarding World Vision as an implementing partner, WFP supported 1,159 host community households (5,795 people; 2,957 women). USD 193,980 was transferred to households during a five-month period, with double rations provided to the affected population in December 2023 to cater for their food needs from December into January 2024. Internally funded emergency responses were geared at supporting

immediate food needs and reflected WFP’s speed and agility in the wake of complex and rapidly evolving humanitarian scenarios.

Monitoring conducted during the intervention period revealed tangible improvements in food consumption scores among benefiting households, as well as a reduction in coping mechanisms. These positive outcomes underscored the effectiveness of cash assistance in mitigating the immediate impact of crises on vulnerable communities. However, the intervention was not without its challenges. In the Bawku district, insecurity created hurdles that impeded WFP’s ongoing access to affected communities.

The refugee status determination process experienced delays, which hindered the issuance of identity cards - better known as Ghana cards to the Burkinabe asylum seekers. These were crucial to enable asylum seekers’ access to cash transfers through mobile money. In response to this challenge, WFP actively sought Government support to facilitate the issuance of SIM cards as well exploring other modalities of assistance to address this specific intervention.

WFP conducted a comprehensive multifunctional feasibility assessment within host communities accommodating Burkinabe asylum seekers in the Upper East and Upper West regions of Ghana in the first quarter of 2023. WFP’s multidisciplinary team, alongside the United Nations Department of Safety and Security (UNDSS), obtained insights into the general status of Burkinabe asylum seekers and assessed their impact on the lives and livelihoods of the host communities. WFP also sought to determine the most suitable modality for assistance and engaged with the host community and populations in need to ascertain their requirements, preferences, and concerns. Findings of this assessment contributed to the formulation of a comprehensive joint response plan, and prompted the reopening of the WFP sub-office in Bolgatanga. It is fully operational, with over 95 percent of staff, including the head of sub-office, successfully onboarded.

In Bolgatanga, heightened coordination between the United Nations, the Government and civil society proved instrumental in ensuring complementarity and synergy in the emergency response, leveraging the strengths of each entity. WFP also collaborated with Songhai Centre experts in Benin on a feasibility assessment for a proposed integrated agriculture initiative targeting asylum seekers in the Upper East and Upper West regions. WFP is seeking funding to implement the livelihood project in 2024.

In response to the controlled spillage of the Akosombo Dam, which led to severe flooding, displacement, and destruction in the Volta region, the Inter-Agency Working Group on Emergencies - co-chaired by WFP and National Disaster Management Organization (NADMO) - undertook a multisectoral rapid assessment to evaluate impacts on the affected population’s lives and livelihoods. This engaged 13 agencies, including NADMO, additional United Nations agencies, international non-governmental organizations, and civil society. Diverse needs such as shelter, food, non-food items, health, education were evaluated among vulnerable groups, including persons with disabilities, pregnant and breastfeeding women and girls, children, the elderly and the chronically ill.

Members of the Inter-Agency Working Group on Emergencies (IAWGE) launched their support for affected populations with a range of assistance, including cash transfers, dignity kits, essential medicines, food, polytanks, prefabricated structures, speed boats, tents and water. WFP, with funding from USAID and its internal funding mechanisms, distributed USD 118,642 in cash to 1,094 affected households (5,470 individuals).

Gender integration was achieved through cash transfers to vulnerable members of host communities, including women and persons with disabilities within households. This promoted joint decision-making at the household level and fostered support from men to women in their livelihood activities.

WFP GENDER AND AGE MARKER

CSP ACTIVITY	GAM MONITORING CODE
Provide food and nutrition assistance to crisis-affected populations including COVID-19 crisis-affected patients in containment and quarantine centres, refugees, adolescent to girls to return to schools, and other vulnerable groups	3 - Fully integrates gender

Cross-cutting results

Gender equality and women's empowerment

Improved gender equality and women's empowerment among WFP-assisted population

While Ghana has made efforts to close the gender parity gap, challenges for women persist. These include limited access to resources, such as land, credit, agricultural inputs, and mechanisation; challenges in accessing markets and negotiating fair prices; limited access to technology; lower skill levels compared to their male counterparts and unpaid care work. Additionally, women often have less decision-making power within their households and communities. These hinder their access to information, productivity, and their ability to provide sufficient food and nutrition for themselves and their families.

Throughout 2023, WFP actively promoted gender-inclusive approaches across all activities of the Country Strategic Plan (CSP) and in line with its commitment to gender equality and transformative interventions under the Gender Equality Policy 2022. WFP achieved significant milestones in the promotion of gender mainstreaming throughout the year.

WFP conducted extensive consultations to optimise outcomes in the production sector, with a focus on understanding the specific needs of women, youth, and other diverse groups. In turn, this enabled WFP to design solutions and/or approaches that empowered individuals and strengthened the overall health and well-being of communities across Ghana.

WFP partnered with the Agri-house Foundation and the Ministry of Food and Agriculture to build the capacities of 600 women in the Eastern Region. This initiative aimed to address challenges that women faced, including access to markets and credit, as well as post-harvest loss management. Training covered good agricultural practices, fostering of leadership, enhancement of business management skills, while it also facilitated access to finance and highlighted the role of female agripreneurs and women with disabilities in the alleviation of food insecurity and poverty. WFP co-sponsored the Gold in the Soil Awards, which recognised the achievements of 15 outstanding Ghanaian women farmers.

With funding from the Mastercard Foundation, WFP commissioned a gender analysis in 11 regions to identify gaps, barriers, and opportunities for youth employment - particularly young women - in the agricultural sector and within key value chains. Findings highlighted limitations in digital access, financial inclusion and unpaid care burdens, which will inform WFP's future actions on gender and youth inclusion as part of the country strategic plan 2024-2028. The 11 regions were Ashanti, Bono, Bono East, Eastern, North, North-East, Oti, Savannah, Upper East, Upper West, and Volta.

WFP partnered with the Ministry of Gender, Children and Social Protection to implement a programme aimed at bolstering digital financial inclusion and women's economic empowerment. This followed findings of an assessment that indicated 99 percent of women who benefited from the Livelihood Empowerment Against Poverty (LEAP) social safety net programme did not receive training on the use of e-zwich [1], and had low digital financial literacy. Activities spanned the Northern, Upper East and Volta regions. A consultancy firm, Strategic Impact Advisors developed a new digital financial literacy audio series that explained digital savings, e-zwich card use and nutrition. Five audio episodes of the "Hey Sister! Show Me Your e-zwich Card!" series followed four women as they learned how to conduct financial activities with their e-zwich card and mobile money. The series was designed to raise awareness and confidence among women, so that they may consider and effectively use digital financial services to support their economic empowerment. Audio recordings were made freely available in five languages (English, Buli, Ewe, Likpakpa, and Twi) on the platform of the WFP-contracted financial services provider for mobile money, MTN.

WFP partnered with a local NGO - Savannah Women Integrated Development Agency (SWIDA) - to target nutritionally vulnerable women and girls through the implementation of a nutrition and livelihood project integrated with loan granting Village Savings and Loans Associations (VSLAs). To facilitate financial inclusion and promote access to credit, WFP partnered with software development firm hiveonline to digitise VSLAs as part of the nutrition livelihood project. Representatives from 18 VSLAs selected for the digital platform took on the role of 'app secretary' and were trained on the use of the application, while 520 women were enrolled onto the platform using a smartphone provided by the project.

Seventeen thousand farmers enrolled in the United States Agency for International Development's (USAID) Farmer Support Activity (FSA), of which 58 percent were women and 47 percent were youths aged 18 to 35. Participants received cash transfers of USD 315 to cover costs of farm labour, fertiliser, food needs and mechanisation. WFP lowered the land holding criteria for women from at least 1 ha to 0.5 ha in acknowledgement of the challenges women faced with access to adequate land for production, and to increase women's eligibility to participate in the initiative.

Prior to the implementation of its Digital Loyalty programme, WFP solicited the perspectives of women and youths across four regions, including people with disabilities, smallholder farmers, caterers of the Ghana School Feeding Programme, participants of the Nutrition livelihood project in Karaga, and women that participated in LEAP. The Digital Loyalty programme is being co-created with the Government of Ghana to reward registered users when healthy choices are made in line with the Government's Social Behaviour Change messages. The platform will promote healthy lifestyles and nutrition, climate smart agricultural practices, and community activities that promote social cohesion. Findings of the consultative meetings will be used to strengthen the design and implementation of the platform ensuring that no one, particularly women in rural areas and persons with disabilities, is left behind.

Protection and accountability to affected populations

Affected populations are able to benefit from WFP programmes in a manner that ensures and promotes their safety, dignity and integrity. Affected populations are able to hold WFP and partners accountable for meeting their hunger needs in a manner that reflects their views and preferences

WFP's emergency response and food system activities rapidly grew in 2023, which necessitated a scale up of programmatic work focused both on protection and accountability to affected populations. This was important for WFP as it was committed to meeting the needs and priorities of people and communities being served with dignity. WFP sensitised more than 3,000 households in over 190 communities regarding the prevention of sexual exploitation and abuse (PSEA) through face-to-face community sessions, posters, and interactive voice response messages in local languages via mobile phones. Capacity-building initiatives delivered through various training programmes fortified the skills and knowledge of WFP colleagues, partners' staff and additional subcontractors. Following a Training of Trainers, WFP initiated capacity assessments for its implementing partners through the United Nations Partner Portal (UNPP). By the end of 2023, assessments aimed at enhancing capabilities were conducted for five partners, with two exhibiting full capacity in PSEA. Three were still in progress.

WFP ensured transparency in its selection of people in need for specific projects through the establishment of targeting, complaints and feedback committees focused on the registration process. These inclusive committees included women, men, youth, and people with disabilities and were vital in sensitising communities regarding projects' criteria and registration processes. A community feedback mechanism is well established, with dedicated staff that receive feedback through a dedicated toll-free line and on-site interactions. WFP oversaw and addressed feedback from the phone line and ensured diligent follow-up procedures. Overall, 691 feedback records were meticulously documented in 2023. These covered a spectrum of concerns, including diminished voucher values, missing vouchers on cards, delayed cash transfers, and inquiries regarding subsequent transfers. The successful resolution of the majority of issues reflected the unwavering dedication to continuous improvement and responsiveness within WFP operations.

Community engagement and consultation are crucial to the effective design and implementation of development projects and initiatives. A community engagement action plan was developed for Ghana, with inputs from key stakeholders and support from WFP's Rome Headquarters and Regional Bureau Dakar. This guided the improvement of WFP's activities and aimed to ensure greater community participation, acceptance and fostering of social cohesion, while helping to ensure that activities were aligned with the needs of the community as a whole. WFP convened consultations with diverse groups that included women, men, youth, and people with disabilities to solicit a range of perspectives for the design and implementation of its interventions. With funding from Mastercard Foundation, 12 youth consultations were conducted in 11 regions regarding the challenges and capacities of young men and women in the agribusiness space. These consultations also helped identify opportunities to strengthen the design and implementation of the Agribusiness for Youth Employment (AgYE) project. Overall, 653 individuals participated in consultations, with 79 percent being youths and 41 percent women, while less than 1 percent were persons with disabilities. WFP also undertook consultations with communities and school feeding caterers across four regions as part of the Rockefeller-funded Catalyzing Good Food Through School Feeding Programs project.

Consultations with women smallholder farmers of the Livelihood Empowerment Against Poverty (LEAP) initiative, school feeding caterers, and other diverse community members in both rural and urban settings informed the design of WFP's Digital Loyalty platform, so that it aligned with their needs and priorities. In 2024, WFP will strategically launch this Digital Loyalty Platform as an innovative rewards system that targets all individuals and institutions of Ghana with rewards for those who make healthy lifestyle choices.

Environmental sustainability

Targeted communities benefit from WFP programmes in a manner that does not harm the environment

Environmental and Social Safeguards Framework (ESSF)

In 2023, WFP established five field level agreements (FLAs) and three memoranda of understanding with partner organizations. Among these, three FLAs aligned with WFP's Environmental and Social Standards and incorporated conditions of the WFP Environmental Policy. Additionally, WFP collaborated with relevant stakeholders to conduct screening and environmental impact assessments for a specific intervention in Karaga in partnership with the Savannah Women Integrated Development Agency (SWIDA), a local non-governmental organization. A socio-cultural and bio-physical prioritisation exercise was conducted in Karaga, located in Ghana's Northern Region. This assessment aimed to identify potential risks associated with the project, to engage the community in project planning, and to enhance project sustainability. Challenges identified by community members included drought, lack of alternative livelihoods, limited market access and low agricultural yields. People with disabilities were noted as particularly vulnerable. Proposed solutions included community sensitisation, dam construction and support for alternative livelihoods.

During a flood event triggered by spillage of the Akosombo Dam in the Volta region, the Inter-Agency Working Group for Emergency (IAWGE) requested a Structural and Environmental Impact Assessment. WFP collaborated with various entities, including the Environmental Protection Agency, the Ghana Institutions of Engineers, the National Disaster Management Organization (NADMO), the Ministry of Gender, Children and Social Protection, the United Nations Office for Project Services (UNOPS), the World Health Organization (WHO) and the Volta River Authority, to conduct this assessment that covered topics related to environmental debris, mosquito breeding, sanitation issues, structural damage and water pollution.

Within the framework of broader capacity strengthening for improved understanding of environmental standards and policies, monthly training sessions for all focal points across the West Africa region were conducted. WFP also hosted the Regional Environmental and Social Safeguards Advisor who helped to build the capacities of 31 Ghana-based WFP colleagues, and six staff from World Vision, Savannah Signatures and the Savannah Women Integrated Development Agency (SWIDA). This promoted a greater collective understanding of the principles and practices associated with Environmental Sustainability and Social Safeguards.

Under the United States Agency for International Development's (USAID) Farmer Support Activity (FSA) project, people received training in Good Agronomic Practices which also enhanced knowledge of Climate Smart Agricultural practices.

Looking ahead, WFP will ensure that its Environmental and Social Standards, Environmental Policy, and Screening tool are included in all signed field level agreements and memoranda of understanding. WFP will ensure continued screening and assessment of any potential environmental and social impacts of its projects and programmes. It will also develop environmental and social management plans, integrate lessons learned, and adopt best practices for projects across all the strategic outcomes. As such, WFP will ensure that all interventions leave a positive and lasting impact on the environment, people and communities of Ghana.

Environmental Management System (EMS)

In May 2023, WFP hosted a mission dedicated to the bolstering of its Environmental Management System (EMS). Its primary objective was to enhance staff capabilities for the mitigation of greenhouse gas emissions stemming from WFP operations. It included education on various environmental impacts, with a specific emphasis on efficient energy usage, electronic waste disposal and waste management. A comprehensive examination of waste generation was undertaken, which explored various avenues for efficient energy consumption, and the implementation of strategies for waste reduction through composting, recycling, reuse, and proper waste segregation practices within WFP office premises. The mission visited partners in the field, the Mayoral Office in Accra, and potential waste recyclers in Accra and Tamale.

WFP also collaborated with a private waste recycler in Accra - Integrated Recycling and Compost Plant Limited (IRECoP) - to conduct training programmes for staff regarding the recycling of waste into compost and the implementation of a structured waste segregation process within WFP offices. Other key private sector companies and government entities, such as the Accra Metropolitan Assembly and Sewage Systems Ghana were engaged to foster collaboration and knowledge exchange.

WFP conducted an assessment of the Environmental Management System of Premium Foods Limited, a producer of specialized nutritious foods to WFP operations in the West Africa region and globally, and located in Kumasi, Ghana. Specific attention was given to their practices in energy consumption, the reduction of greenhouse gas emissions and waste management. This engagement was part of a broader initiative that sought out WFP's partners with a goal to purposefully contribute to a reduction of the carbon footprint of their operational activities. From an environmental sustainability perspective, there are still opportunities for WFP to increasingly collaborate with the Government and private sector partners to minimise environmental and health risks that could arise from inappropriate disposal methods. WFP will facilitate South-South and Triangular Cooperation by connecting regional stakeholders with their counterparts in Ghana.

Nutrition integration

Communities, households and individuals supported by WFP are able to meet their nutritional needs and protect their nutrition status in the face of shocks and long-term stressors, through an effective combination of fortified food, specialized nutritious products and actions to support diet diversification

Integrating nutrition into development and humanitarian initiatives is crucial for fostering well-being, sustainable growth, and resilience within vulnerable communities in Ghana. Good nutrition is not only fundamental for individual health, but it also plays a pivotal role in economic and social development, with early childhood interventions often having multiplier effects on education, health and ultimately, productivity of the labour force.

WFP prioritised the integration of nutrition into its programmatic work and in its engagements with the Ghanaian Government. In humanitarian contexts - including the increasing number of Burkinabe asylum seekers in northern Ghana and the humanitarian challenges caused by flooding in the Volta region - WFP has integrated nutrition into its relief efforts to help prevent malnutrition among already vulnerable populations. In agriculture programmes, WFP has enriched livelihoods and addressed nutritional deficiencies at the community level through the promotion of diverse and nutritious crops, including the orange-fleshed sweet potato.

WFP leveraged a joint Global Agriculture and Food Security programme-funded project with the Ministry of Food and Agriculture to embed nutrition objectives into an intervention targeting agriculture-dependent households in the Savannah Ecological Zone of Ghana. People in need will receive targeted social and behavioural change messages that encourage the cultivation and consumption of nutrient-dense crops. The successful implementation of this initiative has the potential to serve as a model for scaling up and reinforcing WFP's comparative advantages in the facilitation of nutrition-sensitive programmes within the agricultural sector.

Ghana is currently witnessing a surge in the production of high-quality and nutrition-rich foods. This improvement is a result of WFP projects, which have bolstered the abilities of industrial food processors to manufacture affordable and nutritious foods. After a successful expansion of the operations of industrial food processor Premium Foods, WFP targeted women and community food processors to transform locally available food into catalytic nutritious foods - particularly targeting nutritionally vulnerable groups like women and children.

In addition to a dedicated outcome for improved nutrition (strategic outcome 1), WFP has effectively integrated nutrition into emergency response interventions, to ensure that nutritionally vulnerable individuals, such as pregnant and breastfeeding women and girls, and children aged 6 to 23 months, receive cash top-ups to acquire nutritious foods. Collaborative programmes have also been initiated between the nutrition and social protection outcome areas, enhancing the nutrient quality of school meals.

Deliberate efforts have been undertaken to ensure that new initiatives designed under the Country Strategic Plan (CSP) 2024-2028 prominently feature robust nutrition objectives and indicators, which will further reinforce WFP's commitment to addressing nutritional needs across various interventions.

Partnerships

WFP continued to strengthen its multi-sectoral partnerships through collaborations with a diverse array of institutions and individuals. Working hand-in-hand with the Government of Ghana, international financial institutions, the private sector, additional United Nations agencies and other resource partners to foster sustainable development and humanitarian solutions.

WFP positioned itself as an enabler across the five pillars of its Country Strategic Plan (CSP) 2019-2023, and embraced leadership roles within the Inter-Agency Working Group on Emergency (IAWGE) and the Social Protection Working Group. These were both co-chaired by WFP, in partnership with the National Disaster Management Organization (NADMO) and the Ministry of Gender, Children and Social Protection, respectively. WFP also led the Development Partners' Forum on Social Protection, contributing to the creation of agile and responsive inter-agency frameworks.

Driven by Government needs, WFP participated in a crucial meeting with the Minister for Finance, which advanced discussions on a WFP-led debt swap for development opportunities in Ghana. Although these discussions are ongoing, a formal letter from the Ministry provided a stronger foundation for re-engagement with members of the Paris Club, such as Germany, Italy and Spain. The United Nations Resident Coordinator played a crucial role in facilitating these efforts.

WFP also worked closely with the Ministry of Food and Agriculture to secure USD 20 million in funding from the Global Agriculture and Food Security Programme through a competitive call for proposals. This funding will build on previous financing from the African Development Bank and the Government of Ghana for the Savannah Ecological Zone. Internal funding from the Changing Lives Transformation Fund facilitated WFP's expansion and exploration of partnerships with various entities, including the Economic Enclaves Project (under the Millennium Development Authority), the Ghana Carbon Registry, the Forestry Commission, and private sector firm Acorn Rabobank, in order to pilot carbon sequestration linked to agroforestry. Funding from The Korea International Cooperation Agency (KOICA) was secured in 2023 and is being deployed in 2024 for training, and creation of employment opportunities for young people in information and communications technology, as well as the strengthening of food systems.

WFP maintained strong relationships with new government donors including, Korea and the United States of America, ensuring information exchange through bilateral meetings and regular reporting. Previous resource partners Canada and Japan were retained, while Australia and France joined as new government donors through joint United Nations initiatives. Private sector partnerships that were focused on food systems, nutrition, and social protection remained in place, with contributions from Dutch State Mines (DSM), the Mastercard Foundation, and the Rockefeller Foundation. Locally, engagements with the Association of Ghana Industries, retailers, and producers of fortified foods remained prominent. WFP engaged local private sector foundations to provide food assistance to the Akosombo Dam flood disaster, with plans for further expansion in 2024.

As part of efforts to enhance monitoring and reporting within the United Nations Sustainable Development Cooperation Framework (UNSDCF), the World Food Programme (WFP) assigned an international Monitoring and Evaluation (M&E) personnel to the office of the Resident Coordinator. This strategic allocation facilitated the accomplishment of pivotal milestones, including the completion of the Annual UNSDCF report for 2022, the finalization and subsequent implementation of an interagency M&E plan for the UNSDCF spanning from 2023 to 2025, and the provision of Results Based Management training to UN agencies. These actions were instrumental in optimizing monitoring and reporting efforts within the UNSDCF framework. Furthermore, to support UN coordination around human rights, WFP supported the position of a disability inclusion United Nations Volunteer (UNV), who also had the role to follow up on actions and recommendations from the Universal Periodic Review that was undertaken in January 2023.

Focus on Localization

South-South and Triangular Cooperation played a key role in enhancing the digital disaster management capabilities of the National Disaster Management Organization and other agencies. Insights were drawn from India, whilst training and a study tour with support from China, the Ghana Commodity Exchange, the Ministry of Food and Agriculture, and the National Food Buffer Stock Company transferred knowledge on best practices for effective post-harvest management, administration of strategic national food reserves, and grain trading. Links to platforms for information sharing were also established.

WFP revitalised the National Food Fortification Alliance, advocating for fortification standards and promoting fortified food consumption in Ghana. The school feeding monitoring system was also strengthened.

WFP mobilized 29 civil society organizations (CSOs), development partners, non-governmental organizations (NGOs), and United Nations (UN) agencies in Northern Ghana. Periodic meetings were established to feed into meetings of the Metropolitan, Municipal and District Chief Executives within the Northern Regional Coordinating Council chaired by the Regional Minister twice per year. Regular information sharing and minimisation of duplication increased complementarities across organizations.

In 2024, NGO Children Believe and USAID's Resilience in Northern Ghana project will fund coordination meetings twice a year, with WFP as the convenor and secretariat.

Focus on UN inter-agency collaboration

Collaborative United Nations programmes thrived in 2023. With funding from the United Nations Programme on HIV and AIDS (UNAIDS), WFP expanded livelihood support for people living with HIV in previously untouched regions. WFP also financed the corrective surgeries of 50 women as part of its support to the United Nations Population Fund's (UNFPA) initiative to eliminate vaginal fistula in Ghana by 2030. WFP actively participated in awareness raising about prevention and destigmatisation, while community sensitisation programmes were also conducted to identify additional people in need of surgical interventions. Funding from France facilitated the expansion of nutrition support in partnership with UNICEF, while joint initiatives with the United Nations High Commissioner for Refugees (UNHCR) and International Organization for Migration (IOM) addressed programmes for asylum seekers and host governments in Gulf of Guinea countries.

Following a Capacity for Disaster Reduction Initiative diagnosis mission, the Inter-Agency Working Group on Emergencies (IAWGE) conducted a contingency planning workshop to demonstrate the commitment of United Nations and development partners to proactive and anticipatory emergency responses. The strategic focus on key risk areas in the contingency plan, alongside ongoing capacity-building efforts, underscored the working group's forward-looking and collaborative approach to emergency management.

Conducted under the coordination of IAWGE, a joint multisectoral assessment was undertaken with WFP, the Food and Agriculture Organization (FAO), IOM, UNFPA, the United Nations Humanitarian Response Depot (UNHRD), UNICEF and the World Health Organization. This evaluated the repercussions of flooding on households within the Volta region. With financial support from WFP, IAWGE and the United Nations Office for Project Services (UNOPS) carried out a structural assessment to analyse the impact of flooding on local infrastructure. Insights gleaned from these comprehensive assessments were pivotal to guidance of subsequent response measures.

Financial Overview

WFP significantly improved resource mobilization in 2023, securing funding from a diverse range of partners. Almost USD 8.5 million in new funding was received in 2023, which represented 35 percent of all available resources. With available resources amounting to USD 24.3 million, WFP exceeded its 2022 resources by 29 percent. This significant increase ensured the comprehensive implementation of all funded activities.

WFP's rejuvenated funding situation reflected adeptness in building effective relationships with the donor resource base in Ghana, and highlighted the commitment of various stakeholders to the success of WFP's initiatives in the West Africa region.

While funding levels were satisfactory for certain strategic outcomes in 2023, others faced deficits. This included strategic outcome 2's activity 2 (industrial and medium food processing) which was funded to a level of 64 percent, and strategic outcome 4 which was only funded to 3 percent of requirements. Strategic outcome 1, which focused on nutrition, secured significant funding for 2023, at 92 percent. However, it encountered a shortfall for new activities, primarily due to multi-year allocations already committed to specific activities.

Expenditure fell short of available funding across all strategic outcomes. For example, crisis response activities encountered delays in the provision of assistance to asylum seekers as WFP navigated restrictions pending refugees' status determination. Therefore, people did not receive any assistance during the reporting period, although host communities received transfers through mobile money. Regarding sustainable food systems, delays occurred due to evidence generation activities that needed to be undertaken, the identification of suitable partners to undertake targeting at scale, time spent to recruit staff, and onboarding and proposal adjustments following findings from value chain analyses. For the other activities, unspent balances were due to multi-year funding where implementation will take place from 2024 onwards.

Since the inception of the current CSP, funding has primarily been driven by contributions from multilateral sources, which constituted 79 percent of all funds. Bilateral sources contributed 15 percent, while 7 percent came via other funding channels. With no budget revision occurring as the CSP approached closure, efforts were concentrated on finalising activities and transitioning funds to ensure that operations would continue into 2024. The crisis response implementation was higher than planned, as certain global events such as the COVID-19 response and the Ukraine crisis - and the corresponding impacts on global supply chains for agricultural inputs and production - were not anticipated at the time of the last budget revision.

Through internal funding mechanisms, WFP prepared its response to asylum seekers from Burkina Faso (and host communities) and successfully established an office in the Upper East region. This strategic move was aimed at efficiently and effectively addressing the Gulf of Guinea emergency through the provision of crucial support. WFP's proactive measures demonstrated its commitment to addressing emergent humanitarian needs, while they also underscored the organization's agility in responding to dynamic and challenging scenarios.

WFP remained actively engaged in policy development through partnerships like the memorandum of understanding with the Millennium Development Authority for sustainable agriculture. By leading the Inter-Agency Working Group on Emergencies, WFP contributed to the development of a contingency plan for emergency preparedness.

To fulfil its mandate in the coming years, WFP continues to explore multi-year funding opportunities from international financial institutions, development agencies, public-private partnerships, and the private sector.

Annual CSP Financial Overview by Strategic Outcome (Amount in USD)

	Needs Based Plan	Implementation Plan	Available Resources	Expenditure
SDG Target 1. Access to Food	4,113,392	8,708,247	7,486,485	6,793,058
SO05: Crisis-affected populations are able to meet their basic food and nutrition needs during and in the aftermath of shocks	4,113,392	8,708,247	7,486,485	6,793,058
Activity 06: Provide food and nutrition assistance through in-kind or cash-based transfers to crisis-affected populations, including COVID-19 populations in epicentres, refugees and displaced persons, adolescent girls and other vulnerable groups	4,113,392	8,708,247	7,486,485	6,793,058
SDG Target 2. End Malnutrition	3,724,487	2,169,939	3,420,319	2,505,303
SO01: Vulnerable populations, including children and women of reproductive age, in high burden regions have improved nutritional status in line with national targets by 2025	3,724,487	2,169,939	3,420,319	2,505,303
Activity 01: Malnutrition prevention programme	3,724,487	2,169,939	3,420,319	2,505,303
SDG Target 4. Sustainable Food System	2,767,572	4,342,599	6,465,799	1,229,297
SO02: Targeted populations and communities in Ghana benefit from more efficient, inclusive and resilient food systems which support nutrition value chains by 2030	2,767,572	4,342,599	6,465,799	1,229,297

Activity 02: Provide technical support for community and industrial production of fortified flour and for food safety and quality assurance. This includes technical support on food safety and quality for up to 30 community milling and blending concerns, predominantly women's groups, in the three northern regions and financial and technical support for two industrial fortified flour producers in Brong Ahafo and Ashanti regions.	1,274,149	486,336	819,828	60,797
Activity 03: Provide support and link smallholder farmers to the Government One District One Warehouse Flagship through training and equipment support for the reduction of post-harvest losses, quality assurance and market linkages to processors and institutional demand	1,493,423	3,856,262	5,645,971	1,168,500
SDG Target 5. Capacity Building	1,669,773	1,269,808	1,965,600	1,167,160
SO03: Local and national institutions have enhanced capacity to target and manage food security, nutrition and social protection programmes by 2030	1,669,773	1,269,808	1,965,600	1,167,160
Activity 04: Provide technical support, including through South-South cooperation, for the national school meals programme, the Ministry of Food and Agriculture, the National Disaster Management Organization, the Food and Drugs Authority and the Ghana Health Service to optimize the nutritional quality of school meals; food security monitoring; the early-warning system; disaster risk reduction and emergency preparedness, food safety and quality and food-based dietary guidelines.	1,669,773	1,269,808	1,965,600	1,167,160
SDG Target 6. Policy Coherence	648,557	258,052	20,023	8,134

SO04: Government efforts to achieve zero hunger by 2030 are supported by advocacy and coherent policy frameworks	648,557	258,052	20,023	8,134
Activity 05: Advocate for the promulgation and enforcement of policies and legislation on school feeding, gender equality, nutrition, food safety, weights, measures and standards, smallholder-friendly public procurement and market support	648,557	258,052	20,023	8,134
Non-SDG Target	0	0	479,256	0
Total Direct Operational Costs	12,923,783	16,748,647	19,837,485	11,702,954
Direct Support Costs (DSC)	1,574,840	1,812,499	3,887,205	2,216,447
Total Direct Costs	14,498,623	18,561,146	23,724,691	13,919,402
Indirect Support Costs (ISC)	942,410	1,206,474	570,860	570,860
Grand Total	15,441,033	19,767,621	24,295,551	14,490,262

Data Notes

Overview

- [1] Disability Data Source: Disability Rates for population age 5 and above, Ghana 2021 Population and Housing Census, Ghana Statistical Services (GSS). Available at: <https://www.statsghana.gov.gh/gsspublications.php?category=OTc2NDgyNTUzLjkzMDU=/webstats/p9r0796n5o>. Accessed 22nd February 2024
- [2] Secondary SDGS/Nutrition Data Source: Ghana Demographic and Health Survey, Ghana Statistical Service, Ghana Health Service, UNFPA et al., 2022. Available at: <https://dhsprogramme.com/publications/publication-FR387-DHS-Final-Reports.cfm>. Accessed 22nd February 2024

Operational context

- [1] Ministry of Finance. (2022, November 24). Highlights of the 2023 budget and economic policy of the Government of Ghana for the 2023 Financial Year. Retrieved January 18, 2024, from <https://mofep.gov.gh/sites/default/files/budget-statements/2023-Budget-Highlights.pdf>
- [2] Ghana Statistical Service. (2023, January). Consumer Price Index (CPI) January 2023. statsghana.gov.gh. Retrieved January 24, 2024, from https://statsghana.gov.gh/gssmain/fileUpload/Price%20Indices/Bulletin_%20CPI%20January%20%202023.pdf
- [3] Ghana Statistical Service. (2023, January). Consumer Price Index (CPI) January 2023. statsghana.gov.gh. Retrieved January 24, 2024, from https://statsghana.gov.gh/gssmain/fileUpload/Price%20Indices/Bulletin_%20CPI%20January%20%202023.pdf
- [4] Naadi, B. T. (2023, October 5). How Ghana's central bank lost \$5bn in one year. BBC News. <https://www.bbc.co.uk/news/business-66947202>
- [5] Food and Agriculture Organization (FAO) GIEWS Country Brief on Ghana -. (n.d.). <https://www.fao.org/giews/countrybrief/country.jsp?code=GHA>
- [6] Food and Agriculture Organization (FAO) Cereal supply and demand balances for sub-Saharan African countries, <https://www.fao.org/3/cd0027en/cd0027en.pdf#page=16>
- [7] Sustainable Development Report 2023. (n.d.). <https://dashboards.sdindex.org/profiles/ghana/indicators>
- [8] United Nations Development Programme (UNDP). (2023, May). Ghana's Debt Situation: Implications for the Attainment of the SDGs. UNDP.org. Retrieved January 18, 2024, from https://www.undp.org/sites/g/files/zskgke326/files/2023-05/undp_ghana_policy_brief_on_economic_updates_2_ghanas_debt_and_sdgs.pdf
- [9] Integrated Food Security Phase Classification (IPC), it is a five-phase scale which classifies levels of acute food insecurity, with 1 being the least acute, and 5 being the most acute. More detail: <https://www.ipcinfo.org/ipcinfo-website/ipc-overview-and-classification-system/en>
- [10] <https://theconversation.com/women-in-ghana-progress-but-important-challenges-remain-130065>
- [11] The World Bank. <https://openknowledge.worldbank.org/entities/publication/5d5849ca-f848-5846-aa30-2ed2fe5eb465/full>
- [12] UNICEF. <https://www.unicef.org/ghana/reports/situation-adolescents-ghana>
- [13] <https://www.globalcitizen.org/en/content/key-issues-young-people-ghana-end-poverty>

Strategic outcome 01

- [1] Inflation rate for food and non-alcoholic beverages in Ghana 2019-2023. (2023, November 10). Statista. <https://www.statista.com/statistics/1153674/inflation-rate-food-in-ghana>
- [2] Khonje MG, Ecker O, Qaim M. Effects of Modern Food Retailers on Adult and Child Diets and Nutrition. *Nutrients*. 2020 Jun 8;12(6):1714. doi: 10.3390/nu12061714. PMID: 32521620; PMCID: PMC7353018

Strategic outcome 03

- [1] Livelihood Empowerment Against Poverty (LEAP) Programme is Ghana's flagship social protection programme offering cash transfers to the most vulnerable households across the country
- [2] Ghana Statistical Service, December 2023. Available at: https://statsghana.gov.gh/gssmain/fileUpload/Price%20Indices/Bulletin_%20CPI%20December%202023.pdf, Accessed 15th February 2024
- [3] Minimum Expenditure Basket Analysis, World Food Programme and National Development and Planning Commission, April 2023
- [4] 2020 Comprehensive Food Security and Vulnerability Analysis. Available at: <https://www.wfp.org/publications/2020-comprehensive-food-security-and-vulnerability-analysis>
- [5] Comprehensive Food Security and Vulnerability Analysis, Ghana. Ghana Statistical Service, World Food Programme, Food and Agriculture Organization, Ministry of Food and Agriculture, 2020. Available at: <https://reliefweb.int/report/ghana/ghana-2020-comprehensive-food-security-and-vulnerability-analysis-cfsva>. Accessed 15th February 2024
- [6] Integrated Food Security Phase Classification (IPC), it is a five-phase scale which classifies levels of acute food insecurity, with 1 being the least acute, and 5 being the most acute. More detail: <https://www.ipcinfo.org/ipcinfo-website/ipc-overview-and-classification-system/en>
- [7] Cadre Harmonisé analyses helped in identifying risk areas and vulnerable populations in food and nutrition insecurity in the Sahel and West Africa. CILSS, WFP, Ministry of Food and Agriculture, November 2023

Strategic outcome 05

[1] Country Development Cooperation Strategy | Ghana | U.S. Agency for International Development. (n.d.). U.S. Agency For International Development.

<https://www.usaid.gov/ghana/country-development-cooperation-strategy>

[2] Integrated Food Security Phase Classification (IPC), it is a five-phase scale which classifies levels of acute food insecurity, with 1 being the least acute, and 5 being the most acute.

More detail: <https://www.ipcinfo.org/ipcinfo-website/ipc-overview-and-classification-system/en>

[3] Cadre Harmonise for identifying risk areas and vulnerable populations in food and nutrition insecurity in the Sahel and West Africa. CILSS, WFP, Ministry of Food and Agriculture, November 2023

[4] Market Functionality Index, Ghana. World Food Programme, May 2023. Available at: <https://docs.wfp.org/api/documents/WFP-0000155912/download/>. Accessed 15th February 2024

Gender equality and women's empowerment

[1] e-zwich is an innovative method for improving accessibility to banking and retail services in Ghana. More detail: <https://www.ghipss.net/contact/regional-support/18-e-zwich>

Annex

Reporting on beneficiary information in WFP's annual country reports

To produce estimates of the total number of unique beneficiaries WFP has assisted yearly, the data from all activities and transfer modalities must be adjusted to eliminate overlaps and add new beneficiaries. Further background information is provided in the summary tables annex of the ACR.

The final estimated number of beneficiaries assisted in each country is validated by country offices and entered in COMET at the end of every year:

- the total number of beneficiaries, which is the sum of all direct beneficiaries reached under all country level activities and outputs, based on the adjusted totals that seek to eliminate overlap;
- the total number of beneficiaries receiving food transfers, cash-based transfers and commodity vouchers or capacity strengthening, the sum of all direct beneficiaries reached under the activities and outputs for each of these transfer modalities, based on the adjusted estimates that seek to eliminate overlap;
- the total number of beneficiaries assisted under outputs defined by country offices and specific to their operations;
- the total number of beneficiaries assisted under each programme area, the sum of all direct beneficiaries reached under WFP's eight programme areas at the country level;
- the number of schoolchildren assisted under school-based programmes, the sum of all participants assisted under the school-based programmes, adjusted to exclude overlaps and activity supporters such as teachers and cooks.

Although WFP conducts quality assurance to provide beneficiary data which are as accurate as possible, numerous challenges remain regarding data collection, verification, entry and processing. Beneficiary numbers in ACRs should be considered "best estimates", subject to over- and under- estimation.

Figures and Indicators

Beneficiaries by Sex and Age Group

Beneficiary Category	Gender	Planned	Actual	% Actual vs. Planned
Total Beneficiaries	male	31,725	14,285	45%
	female	83,275	21,793	26%
	total	115,000	36,078	31%
By Age Group				
0-23 months	male	775	2,031	262%
	female	750	2,020	269%
	total	1,525	4,051	266%
24-59 months	male	775	291	38%
	female	750	282	38%
	total	1,525	573	38%
5-11 years	male	2,800	574	20%
	female	2,750	559	20%
	total	5,550	1,133	20%
12-17 years	male	5,725	2,294	40%
	female	13,800	4,120	30%
	total	19,525	6,414	33%
18-59 years	male	17,450	7,772	45%
	female	60,800	13,132	22%
	total	78,250	20,904	27%
60+ years	male	4,200	1,323	32%
	female	4,425	1,680	38%
	total	8,625	3,003	35%

Beneficiaries by Residence Status

Residence Status	Planned	Actual	% Actual vs. Planned
Resident	115,000	36,078	31%

Beneficiaries by Programme Area

Programme Area	Planned	Actual	% Actual vs. Planned
Malnutrition prevention programme	45,000	5,092	11%
Smallholder agricultural market support programmes	0	17,000	-
Unconditional Resource Transfers	70,000	13,986	19%

Annual Food Transfer (mt)

Commodities	Planned Distribution (mt)	Actual Distribution (mt)	% Actual vs. Planned
Access to Food			
Strategic Outcome 05			
Beans	144	0	0%
Iodised Salt	12	0	0%
Rice	1,008	0	0%
Vegetable Oil	72	0	0%

Annual Cash Based Transfer and Commodity Voucher (USD)

Modality	Planned Distribution (CBT)	Actual Distribution (CBT)	% Actual vs. Planned
Access to Food			
Strategic Outcome 05			
Cash	3,000,000	5,624,117	187%
End Malnutrition			
Strategic Outcome 01			
Value Voucher	2,614,362	428,453	16%

Strategic Outcome and Output Results

Strategic Outcome 01: Vulnerable populations, including children and women of reproductive age, in high burden regions have improved nutritional status in line with national targets by 2025				Root Causes	
Output Results					
Activity 01: Malnutrition prevention programme					
Corporate output 2.2: Children, pregnant women and girls and new mothers, and other nutritionally vulnerable populations benefit from programmes to prevent and treat malnutrition and improve diets					
CSP Output 01: Vulnerable pregnant and lactating women and girls (PLW/G), adolescent girls and children 6-23 months under Government Safety Net Programmes in areas with highest stunting and anaemia receive nutrient dense foods including locally produced specialised foods through e-vouchers in order to prevent malnutrition					
Output Indicator	Beneficiary Group	Sub Activity	Unit of measure	Planned	Actual
A.1.2 Number of nutritionally vulnerable people receiving food/cash-based transfers/commodity vouchers/capacity strengthening transfers through malnutrition treatment and prevention programmes (complementary with UNICEF, FAO, WHO)	Activity supporters	Prevention of stunting	Female	5,000	459
			Male		
			Total	5,000	459
A.1.2 Number of nutritionally vulnerable people receiving food/cash-based transfers/commodity vouchers/capacity strengthening transfers through malnutrition treatment and prevention programmes (complementary with UNICEF, FAO, WHO)	Children	Prevention of stunting	Female	20,000	1,524
			Male		1,522
			Total	20,000	3,046

A.1.2 Number of nutritionally vulnerable people receiving food/cash-based transfers/commodity vouchers/capacity strengthening transfers through malnutrition treatment and prevention programmes (complementary with UNICEF, FAO, WHO)	Pregnant Breastfeeding Women and Girls	Prevention of stunting	Female Male Total	20,000 20,000	1,587 1,587
A.4.1 Total value of vouchers transferred to people disaggregated by type (value voucher or commodity voucher)			USD	2,614,362	428,455
A.8 Number of rations provided through conditional or unconditional assistance		Prevention of stunting	Number	8,100,000	1,191,588

Other Output

Activity 01: Malnutrition prevention programme

Corporate Output 2.2: Children, pregnant women and girls and new mothers, and other nutritionally vulnerable populations benefit from programmes to prevent and treat malnutrition and improve diets

CSP Output 01: Vulnerable pregnant and lactating women and girls (PLW/G), adolescent girls and children 6-23 months under Government Safety Net Programmes in areas with highest stunting and anaemia receive nutrient dense foods including locally produced specialised foods through e-vouchers in order to prevent malnutrition

Output indicator	Detailed indicator	Sub Activity	Unit of measure	Planned	Actual
A.15: Number of retailers participating in cash-based transfer programmes	A.15.1: Number of retailers participating in cash-based transfers programmes	Prevention of stunting	Number	20	20

CSP Output 02: All pregnant and lactating women and girls (PLW/G), adolescent girls and care-givers of children 6-23 months and their households in high burden areas benefit from enhanced Social Behavioural Change Communication from Ghana Health Service

Output indicator	Detailed indicator	Sub Activity	Unit of measure	Planned	Actual
E.4: Number of people reached through interpersonal social and behaviour change communication (SBCC) approaches (complementary with UNICEF, FAO, WFP, WHO)	E.4.1: Number of people reached through interpersonal social and behaviour change communication (SBCC) approaches (complementary with UNICEF, FAO, WFP, WHO)	Prevention of stunting	Individual	140,000	234,684

Outcome Results

Activity 01: Malnutrition prevention programme

Outcome Indicator	Sex	Baseline	End-CSP Target	2023 Target	2023 Follow-up	Source
Target Group: All - Location: Ghana - Modality: Capacity Strengthening, Value Voucher - Subactivity: Malnutrition Prevention (CCS)						
Number of national policies, strategies, programmes and other system components contributing to Zero Hunger and other SDGs enhanced with WFP capacity strengthening support	Overall	0	≤4	≤4	4	WFP programme monitoring
Target Group: CH - Location: Northern - Modality: Capacity Strengthening, Cash, Value Voucher - Subactivity: Prevention of stunting						
Proportion of children 6-23 months of age who receive a minimum acceptable diet: Minimum Diet Diversity 6-23 months (MDD)	Female	0	≥70	≥70	27.7	WFP survey
	Male	0	≥70	≥70	29.5	WFP survey
	Overall	0	≥70	≥70	28.6	WFP survey
Proportion of children 6-23 months of age who receive a minimum acceptable diet: Minimum Meal Frequency 6-23 months (MMF)	Female	0	≥70	≥70	55.6	WFP survey
	Male	0	≥70	≥70	54.9	WFP survey
	Overall	0	≥70	≥70	55.2	WFP survey

Proportion of children 6-23 months of age who receive a minimum acceptable diet: Minimum Milk Feeding Frequency for Non-Breastfed children 6-23 months (MMFF)	Female	0	≥70	≥70	2.3	WFP survey
	Male	0	≥70	≥70	2.3	WFP survey
	Overall	0	≥70	≥70	2.3	WFP survey
Proportion of children 6-23 months of age who receive a minimum acceptable diet: Proportion of children 6-23 months of age who receive a minimum acceptable diet	Female	12	≥70	≥70	14.7	WFP survey
	Male	12	≥70	≥70	14.9	WFP survey
	Overall	12	≥70	≥70	14.8	WFP survey
Target Group: PLW & Adolescent Girls - Location: Northern - Modality: Capacity Strengthening, Value Voucher - Subactivity: Prevention of stunting						
Minimum diet diversity for women and girls of reproductive age	Overall	56.2	>80	>80	75.1	WFP survey
Target Group: PLW & CH & Adolescent Girls - Location: Northern - Modality: Capacity Strengthening, Value Voucher - Subactivity: Prevention of stunting						
Consumption-based coping strategy index (average)	Female	3.5	≤3	≤3	6.47	WFP survey
	Male	3.28	≤3	≤3	6.72	WFP survey
	Overall	3.29	≤3	≤3	6.71	WFP survey
Food consumption score – nutrition: Percentage of households that consumed Hem Iron rich food daily (in the last 7 days)	Female	37.5	≥42	≥42	9.8	WFP survey
	Male	29.4	≥30	≥30	16.7	WFP survey
	Overall	29.9	≥30	≥30	10	WFP survey
Food consumption score – nutrition: Percentage of households that sometimes consumed Hem Iron rich food (in the last 7 days)	Female	16.7	<16.7	<16.7	50.2	WFP survey
	Male	37.5	<37.5	<37.5	50	WFP survey
	Overall	37	<37	<37	50.2	WFP survey
Food consumption score – nutrition: Percentage of households that never consumed Hem Iron rich food (in the last 7 days)	Female	33.3	=0	=0	40	WFP survey
	Male	33.1	=0	=0	33.3	WFP survey
	Overall	33.1	=0	=0	39.9	WFP survey
Food consumption score – nutrition: Percentage of households that consumed Protein rich food daily (in the last 7 days)	Female	58	≥58	≥58	13.7	WFP survey
	Male	68	≥68	≥68	7.4	WFP survey
	Overall	67.7	≥67.7	≥67.7	13.5	WFP survey
Food consumption score – nutrition: Percentage of households that sometimes consumed Protein rich food (in the last 7 days)	Female	41.7	<42	<42	62.6	WFP survey
	Male	28.8	<29	<29	74.1	WFP survey
	Overall	29.9	<29	<29	62.9	WFP survey
Food consumption score – nutrition: Percentage of households that never consumed Protein rich food (in the last 7 days)	Female	0	=0	=0	23.7	WFP survey
	Male	3.1	=0	=0	18.5	WFP survey
	Overall	3.2	=0	=0	23.6	WFP survey
Food consumption score – nutrition: Percentage of households that consumed Vit A rich food daily (in the last 7 days)	Female	45.8	≥45.8	≥45.8	6.7	WFP survey
	Male	43.2	≥43.2	≥43.2	3.7	WFP survey
	Overall	43.3	≥43.3	≥43.3	6.6	WFP survey
Food consumption score – nutrition: Percentage of households that sometimes consumed Vit A rich food (in the last 7 days)	Female	29.2	<29.2	<29.2	46.9	WFP survey
	Male	33	<33	<33	44.4	WFP survey
	Overall	32.9	<32.9	<32.9	46.8	WFP survey
Food consumption score – nutrition: Percentage of households that never consumed Vit A rich food (in the last 7 days)	Female	25	=0	=0	46.4	WFP survey
	Male	23.7	=0	=0	51.9	WFP survey
	Overall	23.8	=0	=0	46.6	WFP survey
Target Group: PLW_CH - Location: Northern - Modality: Value Voucher - Subactivity: Prevention of stunting						
Proportion of eligible population reached by nutrition preventive programme (coverage)	Female	50	>70	>70	64.02	WFP
	Male	50	>70	>70	66.54	programme monitoring
	Overall	50	>70	>70	65.25	WFP programme monitoring
						WFP programme monitoring
						WFP programme monitoring

Proportion of target population who participate in an adequate number of distributions (adherence)	Female	66	≥66	≥66	84.49	WFP
	Male	66	≥66	≥66	84.49	programme monitoring
	Overall	66	≥66	≥66	84.49	WFP programme monitoring

Strategic Outcome 02: Targeted populations and communities in Ghana benefit from more efficient, inclusive and resilient food systems which support nutrition value chains by 2030					Resilience Building	
Other Output						
Activity 02: Provide technical support for community and industrial production of fortified flour and for food safety and quality assurance. This includes technical support on food safety and quality for up to 30 community milling and blending concerns, predominantly women's groups, in the three northern regions and financial and technical support for two industrial fortified flour producers in Brong Ahafo and Ashanti regions.						
Corporate Output 3.3: Smallholder farmers and value chain actors have increased capacity to produce and aggregate marketable surpluses, reduce post-harvest losses, access markets and leverage linkages to schools						
CSP Output 03: Targeted populations benefit from strengthened capacities of industrial and community level food processors in order to improve access to specialised nutritious foods at affordable prices and to safe milled or blended flours at the community level						
Output indicator	Detailed indicator	Sub Activity	Unit of measure	Planned	Actual	
C.4: Number of people engaged in capacity strengthening initiatives facilitated by WFP to enhance national stakeholder capacities contributing to Zero Hunger	C.4.g.1: Number of government and national partners staff participating in training and other technical assistance initiatives provided through WFP-facilitated South-South Cooperation	Smallholder Agricultural Market Support Activities (CCS)	Number	70	143	
C.5: Number of capacity strengthening initiatives facilitated by WFP to enhance national stakeholder capacities to contribute to Zero Hunger and other SDGs	C.5.g.4: Number of South-South exchanges facilitated between provider country and host government	Smallholder Agricultural Market Support Activities (CCS)	Number	1	1	
C.5: Number of capacity strengthening initiatives facilitated by WFP to enhance national stakeholder capacities to contribute to Zero Hunger and other SDGs	C.5.g.6: Number of training sessions/workshops organized	Smallholder Agricultural Market Support Activities (CCS)	Number	1	6	
CSP Output 04: Targeted smallholder farmers benefit from increased purchases of quality staples by institutional markets and selected processors of specialized nutritious foods in order to improve their incomes and livelihoods						
Output indicator	Detailed indicator	Sub Activity	Unit of measure	Planned	Actual	
C.5: Number of capacity strengthening initiatives facilitated by WFP to enhance national stakeholder capacities to contribute to Zero Hunger and other SDGs	C.5.g.6: Number of training sessions/workshops organized	Smallholder Agricultural Market Support Activities (CCS)	Number	10	3	
Activity 03: Provide support and link smallholder farmers to the Government One District One Warehouse Flagship through training and equipment support for the reduction of post-harvest losses, quality assurance and market linkages to processors and institutional demand						
Corporate Output 3.3: Smallholder farmers and value chain actors have increased capacity to produce and aggregate marketable surpluses, reduce post-harvest losses, access markets and leverage linkages to schools						
CSP Output 05: Targeted smallholder farmers benefit from the use of hermetic silos and proper post-harvest handling practices in order to reduce post-harvest losses at farm level.						
Output indicator	Detailed indicator	Sub Activity	Unit of measure	Planned	Actual	
F.3: Number of smallholder farmer aggregation systems supported	F.3.6: Number of saving associations supported	Smallholder agricultural market support Activities	Number	150	150	
CSP Output 06: Smallholder farmers benefit from enhanced warehouse inventory management under the One District, One Warehouse programme to reduce post-harvest losses						
Output indicator	Detailed indicator	Sub Activity	Unit of measure	Planned	Actual	

C.4: Number of people engaged in capacity strengthening initiatives facilitated by WFP to enhance national stakeholder capacities contributing to Zero Hunger	C.4.g.2: Number of government and public sector staff participating in training and other technical assistance initiatives	Smallholder Agricultural Market Support Activities (CCS)	Number	30	28
C.4: Number of people engaged in capacity strengthening initiatives facilitated by WFP to enhance national stakeholder capacities contributing to Zero Hunger	C.4.g.3: Number of national partner staff participating in training and other technical assistance initiatives	Smallholder Agricultural Market Support Activities (CCS)	Number	20	14
C.5: Number of capacity strengthening initiatives facilitated by WFP to enhance national stakeholder capacities to contribute to Zero Hunger and other SDGs	C.5.g.6: Number of training sessions/workshops organized	Smallholder Agricultural Market Support Activities (CCS)	Number	32	2

Outcome Results

Activity 03: Provide support and link smallholder farmers to the Government One District One Warehouse Flagship through training and equipment support for the reduction of post-harvest losses, quality assurance and market linkages to processors and institutional demand

Outcome Indicator	Sex	Baseline	End-CSP Target	2023 Target	2023 Follow-up	Source
-------------------	-----	----------	----------------	-------------	----------------	--------

Target Group: All - **Location:** Ghana - **Modality:** Capacity Strengthening - **Subactivity:** Smallholder agricultural market support Activities

Number of national policies, strategies, programmes and other system components contributing to Zero Hunger and other SDGs enhanced with WFP capacity strengthening support	Overall	0	>0	>0	1	Secondary data
---	---------	---	----	----	---	----------------

Target Group: Smallholder Farmers - **Location:** Ghana - **Modality:** Capacity Strengthening - **Subactivity:** Smallholder agricultural market support Activities

Average percentage of smallholder post-harvest losses at the storage stage	Overall	2.25	=0	=0	12.7	WFP survey
Food consumption score: Percentage of households with Acceptable Food Consumption Score	Female	95.5	>98.5	>98.5	14.6	WFP survey
	Male	95.6	>97.5	>97.5	0	WFP survey
	Overall	95.55	>98	>98	14.2	WFP survey
Food consumption score: Percentage of households with Borderline Food Consumption Score	Female	4.1	<1	<1	37.4	WFP survey
	Male	3.8	<3	<3	41.2	WFP survey
	Overall	3.95	<2	<2	37.5	WFP survey
Food consumption score: Percentage of households with Poor Food Consumption Score	Female	0.4	=0	=0	48	WFP survey
	Male	0.6	=0	=0	58.8	WFP survey
	Overall	0.5	=0	=0	48.3	WFP survey
Percentage of targeted smallholder farmers reporting increased production of nutritious crops	Overall	0	>20	>20	130	WFP programme monitoring
Percentage of targeted smallholders selling through WFP-supported farmer aggregation systems	Overall	4	>50	>50	70	WFP programme monitoring
Value of smallholder sales through WFP-supported aggregation systems (USD): Overall	Overall	3,866.3	>10,000	>10,000	9,263,975.27	WFP programme monitoring

Target Group: Smallholder farmers - **Location:** Ghana - **Modality:** Capacity Strengthening - **Subactivity:** Smallholder agricultural market support Activities

Consumption-based coping strategy index (average)	Female	0.75	>7	>7	6.4	WFP survey
	Male	7.8	>7	>7	3.5	WFP survey
	Overall	7.59	>7	>7	6.3	WFP survey

Target Group: Support to industrial processors - **Location:** Ghana - **Modality:** Capacity Strengthening - **Subactivity:** Smallholder agricultural market support Activities

Volume of smallholder sales through WFP-supported aggregation systems (MT): Overall	Overall	6,000	>10,000	>10,000	4,023	WFP programme monitoring
---	---------	-------	---------	---------	-------	--------------------------

Strategic Outcome 03: Local and national institutions have enhanced capacity to target and manage food security, nutrition and social protection programmes by 2030					Root Causes	
Other Output						
Activity 04: Provide technical support, including through South–South cooperation, for the national school meals programme, the Ministry of Food and Agriculture, the National Disaster Management Organization, the Food and Drugs Authority and the Ghana Health Service to optimize the nutritional quality of school meals; food security monitoring; the early-warning system; disaster risk reduction and emergency preparedness, food safety and quality and food-based dietary guidelines.						
Corporate Output 4.1: National actors have increased capacity and knowledge to enhance policies, strategies, processes and programmes, contributing to the achievement of zero hunger and other SDGs						
CSP Output 07: Schoolchildren benefit from strengthened capacities in the national school meals programme to provide nutritious school meals based on local ingredients						
Output indicator	Detailed indicator	Sub Activity	Unit of measure	Planned	Actual	
C.4: Number of people engaged in capacity strengthening initiatives facilitated by WFP to enhance national stakeholder capacities contributing to Zero Hunger	C.4.g.2: Number of government and public sector staff participating in training and other technical assistance initiatives	School Based Programmes (CCS)	Number	22	474	
C.5: Number of capacity strengthening initiatives facilitated by WFP to enhance national stakeholder capacities to contribute to Zero Hunger and other SDGs	C.5.g.3: Number of other technical assistance activities provided	School Based Programmes (CCS)	Number	5	3	
C.5: Number of capacity strengthening initiatives facilitated by WFP to enhance national stakeholder capacities to contribute to Zero Hunger and other SDGs	C.5.g.6: Number of training sessions/workshops organized	School Based Programmes (CCS)	Number	6	7	
CSP Output 08: Populations benefit from updated national assessment and mapping of food-insecure and vulnerable groups to improve access to social protection services						
Output indicator	Detailed indicator	Sub Activity	Unit of measure	Planned	Actual	
C.4: Number of people engaged in capacity strengthening initiatives facilitated by WFP to enhance national stakeholder capacities contributing to Zero Hunger	C.4.g.2: Number of government and public sector staff participating in training and other technical assistance initiatives	National data & analytics (CCS)	Number	5	220	
CSP Output 09: Populations benefit from enhanced food security and nutrition monitoring integrated with early-warning systems that facilitate timely government assistance in emergencies.						
Output indicator	Detailed indicator	Sub Activity	Unit of measure	Planned	Actual	
C.4: Number of people engaged in capacity strengthening initiatives facilitated by WFP to enhance national stakeholder capacities contributing to Zero Hunger	C.4.g.2: Number of government and public sector staff participating in training and other technical assistance initiatives	Emergency Preparedness Activities (CCS)	Number	316	370	
C.4: Number of people engaged in capacity strengthening initiatives facilitated by WFP to enhance national stakeholder capacities contributing to Zero Hunger	C.4.g.3: Number of national partner staff participating in training and other technical assistance initiatives	Emergency Preparedness Activities (CCS)	Number	158	0	
C.5: Number of capacity strengthening initiatives facilitated by WFP to enhance national stakeholder capacities to contribute to Zero Hunger and other SDGs	C.5.g.3: Number of other technical assistance activities provided	Emergency Preparedness Activities (CCS)	Number	4	3	

C.5: Number of capacity strengthening initiatives facilitated by WFP to enhance national stakeholder capacities to contribute to Zero Hunger and other SDGs	C.5.g.6: Number of training sessions/workshops organized	Emergency Preparedness Activities (CCS)	Number	10	6
CSP Output 10: Populations benefit from the enhanced capacity of the Food and Drugs Authority for food safety checks and the labelling of nutritious foods to ensure access to safe food of good quality					
Output indicator	Detailed indicator	Sub Activity	Unit of measure	Planned	Actual
C.4: Number of people engaged in capacity strengthening initiatives facilitated by WFP to enhance national stakeholder capacities contributing to Zero Hunger	C.4.g.2: Number of government and public sector staff participating in training and other technical assistance initiatives	Malnutrition Prevention (CCS)	Number	7	0
C.5: Number of capacity strengthening initiatives facilitated by WFP to enhance national stakeholder capacities to contribute to Zero Hunger and other SDGs	C.5.g.3: Number of other technical assistance activities provided	Malnutrition Prevention (CCS)	Number	1	1
CSP Output 11: Populations benefit from enhanced research into local foods and dietary guidelines to improve nutrition practices					
Output indicator	Detailed indicator	Sub Activity	Unit of measure	Planned	Actual
C.4: Number of people engaged in capacity strengthening initiatives facilitated by WFP to enhance national stakeholder capacities contributing to Zero Hunger	C.4.g.2: Number of government and public sector staff participating in training and other technical assistance initiatives	Malnutrition Prevention (CCS)	Number	20	0
C.4: Number of people engaged in capacity strengthening initiatives facilitated by WFP to enhance national stakeholder capacities contributing to Zero Hunger	C.4.g.3: Number of national partner staff participating in training and other technical assistance initiatives	Malnutrition Prevention (CCS)	Number	10	0
C.5: Number of capacity strengthening initiatives facilitated by WFP to enhance national stakeholder capacities to contribute to Zero Hunger and other SDGs	C.5.g.3: Number of other technical assistance activities provided	Malnutrition Prevention (CCS)	Number	4	3

Outcome Results

Activity 04: Provide technical support, including through South-South cooperation, for the national school meals programme, the Ministry of Food and Agriculture, the National Disaster Management Organization, the Food and Drugs Authority and the Ghana Health Service to optimize the nutritional quality of school meals; food security monitoring; the early-warning system; disaster risk reduction and emergency preparedness, food safety and quality and food-based dietary guidelines.

Outcome Indicator	Sex	Baseline	End-CSP Target	2023 Target	2023 Follow-up	Source
Target Group: All - Location: Ghana - Modality: Capacity Strengthening - Subactivity: Smallholder Agricultural Market Support Activities (CCS)						
Number of people covered (WFP indirect beneficiaries) by national social protection systems or programmes to which WFP provided technical support	Overall	0	>0	>0	3,815,000	Secondary data
Target Group: National Government-Capacity strengthening support - Location: Ghana - Modality: Capacity Strengthening - Subactivity: Food Security Sector (CCS)						
Number of national policies, strategies, programmes and other system components contributing to Zero Hunger and other SDGs enhanced with WFP capacity strengthening support	Overall	0	>8	>8	5	Secondary data

Target Group: National Government_capacity Strenghtening - Location: Ghana - Modality: Capacity Strengthening - Subactivity: Food Security Sector (CCS)						
Number of national policies, strategies, programmes and other system components relating to school health and nutrition/including school feeding enhanced/developed with WFP capacity strengthening support and/or advocacy	Overall	0	>0	>0	4	WFP programme monitoring
Target Group: National Government_capacity strengthening - Location: Ghana - Modality: Capacity Strengthening - Subactivity: Food Security Sector (CCS)						
Number of national policies, strategies, programmes and other system components contributing to Zero Hunger and other SDGs enhanced with WFP-facilitated South-South and triangular cooperation support	Overall	0	>5	>5	3	Secondary data

Strategic Outcome 04: Government efforts to achieve zero hunger by 2030 are supported by advocacy and coherent policy frameworks					Root Causes	
Other Output						
Activity 05: Advocate for the promulgation and enforcement of policies and legislation on school feeding, gender equality, nutrition, food safety, weights, measures and standards, smallholder-friendly public procurement and market support						
Corporate Output 4.1: National actors have increased capacity and knowledge to enhance policies, strategies, processes and programmes, contributing to the achievement of zero hunger and other SDGs						
CSP Output 12: Populations in Ghana benefit from support provided to national institutions to develop nutrition policy and school feeding legislation in order to meet their basic food and nutrition needs						
Output indicator	Detailed indicator	Sub Activity	Unit of measure	Planned	Actual	
C.6: Number of tools or products developed or revised to enhance national systems contributing to zero hunger and other SDGs as part of WFP capacity strengthening	C.6.g.1: Number of tools or products developed	Malnutrition Prevention (CCS)	Number	1	2	
CSP Output 13: Populations benefit from nutrition-sensitive and gender-responsive social protection programmes that meet their basic food and nutrition needs						
Output indicator	Detailed indicator	Sub Activity	Unit of measure	Planned	Actual	
C.6: Number of tools or products developed or revised to enhance national systems contributing to zero hunger and other SDGs as part of WFP capacity strengthening	C.6.g.1: Number of tools or products developed	Unconditional Resource Transfers (CCS)	Number	3	1	
CSP Output 14: Smallholder farmers benefit from pro-smallholder public procurement policies and procedures that increase their income						
Output indicator	Detailed indicator	Sub Activity	Unit of measure	Planned	Actual	
C.6: Number of tools or products developed or revised to enhance national systems contributing to zero hunger and other SDGs as part of WFP capacity strengthening	C.6.g.1: Number of tools or products developed	Smallholder Agricultural Market Support Activities (CCS)	Number	4	0	
CSP Output 15: Smallholder farmers benefit from technical and policy support from the Government and private sector in the development of an effective warehouse receipts system						
Output indicator	Detailed indicator	Sub Activity	Unit of measure	Planned	Actual	
C.5: Number of capacity strengthening initiatives facilitated by WFP to enhance national stakeholder capacities to contribute to Zero Hunger and other SDGs	C.5.g.3: Number of other technical assistance activities provided	Smallholder Agricultural Market Support Activities (CCS)	Number	2	3	
C.5: Number of capacity strengthening initiatives facilitated by WFP to enhance national stakeholder capacities to contribute to Zero Hunger and other SDGs	C.5.g.6: Number of training sessions/workshops organized	Smallholder Agricultural Market Support Activities (CCS)	Number	4	4	
CSP Output 16: Populations benefit from advocacy on nutrition-sensitive agriculture under the One Village, One Dam programme to improve access to nutritious food						
Output indicator	Detailed indicator	Sub Activity	Unit of measure	Planned	Actual	
C.6: Number of tools or products developed or revised to enhance national systems contributing to zero hunger and other SDGs as part of WFP capacity strengthening	C.6.g.1: Number of tools or products developed	Smallholder Agricultural Market Support Activities (CCS)	Number	1	0	

Outcome Results

Activity 05: Advocate for the promulgation and enforcement of policies and legislation on school feeding, gender equality, nutrition, food safety, weights, measures and standards, smallholder-friendly public procurement and market support						
Outcome Indicator	Sex	Baseline	End-CSP Target	2023 Target	2023 Follow-up	Source
Target Group: All - Location: Ghana - Modality: Capacity Strengthening - Subactivity: Food Security Sector (CCS)						

Number of people covered (WFP indirect beneficiaries) by national social protection systems or programmes to which WFP provided technical support	Overall	0	>0	>0	3,815,000	Secondary data
Target Group: National Stakeholders-Government - Location: Ghana - Modality: Capacity Strengthening - Subactivity: Food Security Sector (CCS)						
Number of national policies, strategies, programmes and other system components contributing to Zero Hunger and other SDGs enhanced with WFP capacity strengthening support	Overall	0	>0	>0	2	Secondary data

Strategic Outcome 05: Crisis-affected populations are able to meet their basic food and nutrition needs during and in the aftermath of shocks					Crisis Response
Output Results					
Activity 06: Provide food and nutrition assistance through in-kind or cash-based transfers to crisis-affected populations, including COVID-19 populations in epicentres, refugees and displaced persons, adolescent girls and other vulnerable groups					
Corporate output 1.1: Food insecure and crisis-affected populations have access to nutritious food and cash-based assistance, restored assets and services to meet their urgent needs					
CSP Output 17: COVID-19 Affected populations in epicentres receive timely and adequate nutritious food and/or cash-based transfers in order to meet their immediate food and nutrition needs					
Output Indicator	Beneficiary Group	Sub Activity	Unit of measure	Planned	Actual
A.1.1 Number of people receiving assistance unconditionally or conditionally (complementary with UNICEF, FAO, WHO)			Female Male Total		18,223 12,763 30,986
A.1.7 Number of people in emergency contexts receiving assistance unconditionally or to restore infrastructure and community assets (complementary with UNICEF, Office of the United Nations High Commissioner for Refugees (UNHCR), WFP)	Activity supporters	General Distribution	Female Male Total		782 782
A.1.7 Number of people in emergency contexts receiving assistance unconditionally or to restore infrastructure and community assets (complementary with UNICEF, Office of the United Nations High Commissioner for Refugees (UNHCR), WFP)	All	General Distribution	Female Male Total		5,748 5,517 11,265
A.1.7 Number of people in emergency contexts receiving assistance unconditionally or to restore infrastructure and community assets (complementary with UNICEF, Office of the United Nations High Commissioner for Refugees (UNHCR), WFP)	Children	General Distribution	Female Male Total		241 236 477
A.1.7 Number of people in emergency contexts receiving assistance unconditionally or to restore infrastructure and community assets (complementary with UNICEF, Office of the United Nations High Commissioner for Refugees (UNHCR), WFP)	Pregnant Breastfeeding Women and Girls	General Distribution	Female Male Total		1,462 1,462
A.3.1 Total value of cash transferred to people			USD		5,624,117
A.8 Number of rations provided through conditional or unconditional assistance		General Distribution	Number		528,600
A.8 Number of rations provided through conditional or unconditional assistance		Smallholder agricultural market support Activities	Number		1,475,760
CSP Output 18: Adolescent Girls in Junior High School receive cash incentives that contributes to their basic food and nutrition needs and improves attendance and retention in schools after the COVID 19 emergency					
Output Indicator	Beneficiary Group	Sub Activity	Unit of measure	Planned	Actual
A.1.1 Number of people receiving assistance unconditionally or conditionally (complementary with UNICEF, FAO, WHO)	All; Students (secondary schools)	General Distribution	Female Male Total	28,275 21,725 50,000	
A.3.1 Total value of cash transferred to people			USD	3,000,000	0
A.8 Number of rations provided through conditional or unconditional assistance		General Distribution	Number	6,000,000	1

CSP Output 19: Refugees and displaced persons receive timely in-kind food assistance in order to meet their immediate food and nutrition needs

Output Indicator	Beneficiary Group	Sub Activity	Unit of measure	Planned	Actual
A.1.1 Number of people receiving assistance unconditionally or conditionally (complementary with UNICEF, FAO, WHO)	All	General Distribution	Female	10,000	
			Male	10,000	
			Total	20,000	
A.2.7 Quantity of food provided unconditionally or to restore infrastructure and community assets			MT	1,236	
A.8 Number of rations provided through conditional or unconditional assistance		General Distribution	Number	2,400,000	
B.1.1 Quantity of fortified food provided through conditional or unconditional assistance			MT	84	

Other Output

Activity 06: Provide food and nutrition assistance through in-kind or cash-based transfers to crisis-affected populations, including COVID-19 populations in epicentres, refugees and displaced persons, adolescent girls and other vulnerable groups

Corporate Output 1.2: Crisis-affected children, pregnant women and girls and new mothers, and other nutritionally vulnerable populations benefit from programmes to prevent and treat malnutrition and improve diets

CSP Output 20: COVID-19 Affected populations and adolescent girls in the epicentres, refugees and displaced benefit from enhanced Social Behavioural Change Communication from partners

Output indicator	Detailed indicator	Sub Activity	Unit of measure	Planned	Actual
E.4: Number of people reached through interpersonal social and behaviour change communication (SBCC) approaches (complementary with UNICEF, FAO, WFP, WHO)	E.4.1: Number of people reached through interpersonal social and behaviour change communication (SBCC) approaches (complementary with UNICEF, FAO, WFP, WHO)	Prevention of acute malnutrition	Individual	21,000	17,734

Outcome Results

Activity 06: Provide food and nutrition assistance through in-kind or cash-based transfers to crisis-affected populations, including COVID-19 populations in epicentres, refugees and displaced persons, adolescent girls and other vulnerable groups

Outcome Indicator	Sex	Baseline	End-CSP Target	2023 Target	2023 Follow-up	Source
Target Group: All - Location: Greater Accra - Modality: Cash - Subactivity: General Distribution						
Consumption-based coping strategy index (average)	Female	26.3	<8	<8	8.09	WFP survey
	Male	22.63	<12	<12	10.51	WFP survey
	Overall	24.32	<10	<10	9.78	WFP survey
Dietary Diversity Score	Female	5.79	≥7	≥7	5.23	WFP survey
	Male	5.8	≥7	≥7	5.49	WFP survey
	Overall	5.79	≥7	≥7	5.41	WFP survey
Food consumption score: Percentage of households with Acceptable Food Consumption Score	Female	80	≥95	≥95	38.1	WFP survey
	Male	83	≥95	≥95	39.8	WFP survey
	Overall	81.67	≥95	≥95	39.3	WFP survey
Food consumption score: Percentage of households with Borderline Food Consumption Score	Female	8.75	<5	<5	46.8	WFP survey
	Male	12	<5	<5	47.4	WFP survey
	Overall	10.56	<5	<5	47.2	WFP survey
Food consumption score: Percentage of households with Poor Food Consumption Score	Female	11.25	=0	=0	15.1	WFP survey
	Male	5	=0	=0	12.8	WFP survey
	Overall	7.78	=0	=0	13.5	WFP survey

Target Group: Household - Location: Ghana - Modality: Cash - Subactivity: General Distribution						
Livelihood coping strategies for food security:	Female	69.3	<69.3	<69.3	25.4	WFP survey
Percentage of households using crisis coping strategies	Male	30.7	<30.7	<30.7	28.4	WFP survey
	Overall	27	<27	<27	27.5	WFP survey
Livelihood coping strategies for food security:	Female	62	<62	<62	7.1	WFP survey
Percentage of households using emergency coping strategies	Male	38	<38	<38	14.2	WFP survey
	Overall	12	<12	<12	12	WFP survey
Livelihood coping strategies for food security:	Female	67	<67	<67	19	WFP survey
Percentage of households using stress coping strategies	Male	33	<33	<33	24.2	WFP survey
	Overall	23	<23	<23	22.7	WFP survey
Livelihood coping strategies for food security:	Female	59.9	<59.9	<59.9	48.4	WFP survey
Percentage of households not using livelihood based coping strategies	Male	40.1	<40.1	<40.1	33.2	WFP survey
	Overall	38	<38	<38	37.8	WFP survey
Target Group: Households - Location: Ghana - Modality: Cash - Subactivity: General Distribution						
Consumption-based Coping Strategy Index (Percentage of households with reduced CSI)	Female	26.3	<26.3	<26.3	70.6	WFP survey
	Male	22.63	<22.63	<22.63	83.4	WFP survey
	Overall	24.32	<24.32	<24.32	79.5	WFP survey
Target Group: PLW/G - Location: Ghana - Modality: Cash - Subactivity: General Distribution						
Minimum diet diversity for women and girls of reproductive age	Overall	38.2	≥38.2	≥38.2	38.2	WFP survey

Cross-cutting Indicators

Nutrition integration indicators

Nutrition integration indicators						
Cross-cutting indicators at Activity level						
Activity 01: Malnutrition prevention programme						
CrossCutting Indicator	Sex	Baseline	End-CSP Target	2023 Target	2023 Follow-up	Source
Target Group: All - Location: Northern - Modality: Value Voucher - Subactivity: Prevention of stunting						
Percentage of WFP beneficiaries who benefit from a nutrition-sensitive programme component	Female	100	=100	=100	100	WFP
	Male	100	=100	=100	100	programme monitoring
	Overall	100	=100	=100	100	WFP programme monitoring
Percentage of people supported by WFP operations and services who are able to meet their nutritional needs through an effective combination of fortified food, specialized nutritious products and actions to support diet diversification	Female	100	=100	=100	100	WFP
	Male	100	=100	=100	100	programme monitoring
	Overall	100	=100	=100	100	WFP programme monitoring
Activity 06: Provide food and nutrition assistance through in-kind or cash-based transfers to crisis-affected populations, including COVID-19 populations in epicentres, refugees and displaced persons, adolescent girls and other vulnerable groups						
CrossCutting Indicator	Sex	Baseline	End-CSP Target	2023 Target	2023 Follow-up	Source
Target Group: All - Location: Upper East - Modality: Cash - Subactivity: General Distribution						
Percentage of WFP beneficiaries who benefit from a nutrition-sensitive programme component	Female	45.18	≥45.18	≥45.18	45.18	WFP
	Male	45.08	≥45.08	≥45.08	45.08	programme monitoring
	Overall	45.14	≥45.14	≥45.14	45.14	WFP programme monitoring
Percentage of people supported by WFP operations and services who are able to meet their nutritional needs through an effective combination of fortified food, specialized nutritious products and actions to support diet diversification	Female	45	≥45	≥45	45.18	WFP
	Male	45	≥45	≥45	45.08	programme monitoring
	Overall	45	≥45	≥45	45.14	WFP programme monitoring

Environmental sustainability indicators

Environmental sustainability indicators						
Cross-cutting indicators at Activity level						
Activity 01: Malnutrition prevention programme						
CrossCutting Indicator	Sex	Baseline	End-CSP Target	2023 Target	2023 Follow-up	Source
Target Group: All - Location: Northern - Modality: Value Voucher - Subactivity: Prevention of acute malnutrition						
Proportion of field-level agreements (FLAs)/memorandums of understanding (MOUs)/construction contracts (CCs) for CSP activities screened for environmental and social risks	Overall	50	=100	=100	50	Secondary data
Activity 03: Provide support and link smallholder farmers to the Government One District One Warehouse Flagship through training and equipment support for the reduction of post-harvest losses, quality assurance and market linkages to processors and institutional demand						
CrossCutting Indicator	Sex	Baseline	End-CSP Target	2023 Target	2023 Follow-up	Source
Target Group: Smallholder Farmer Support - Location: Ghana - Modality: Capacity Strengthening - Subactivity: Smallholder agricultural market support Activities						
Proportion of field-level agreements (FLAs)/memorandums of understanding (MOUs)/construction contracts (CCs) for CSP activities screened for environmental and social risks	Overall	100	=100	=100	50	Secondary data
Activity 06: Provide food and nutrition assistance through in-kind or cash-based transfers to crisis-affected populations, including COVID-19 populations in epicentres, refugees and displaced persons, adolescent girls and other vulnerable groups						
CrossCutting Indicator	Sex	Baseline	End-CSP Target	2023 Target	2023 Follow-up	Source
Target Group: All - Location: Upper East - Modality: Cash - Subactivity: General Distribution						
Proportion of field-level agreements (FLAs)/memorandums of understanding (MOUs)/construction contracts (CCs) for CSP activities screened for environmental and social risks	Overall	100	=100	=100	100	Secondary data

Gender equality and women's empowerment indicators

Gender equality and women's empowerment indicators						
Cross-cutting indicators at Activity level						
Activity 01: Malnutrition prevention programme						
CrossCutting Indicator	Sex	Baseline	End-CSP Target	2023 Target	2023 Follow-up	Source
Target Group: All - Location: Northern - Modality: Value Voucher - Subactivity: Prevention of stunting						
Percentage of food assistance decision making entity members who are women	Overall	41.86	>41.86	>41.86	55.46	WFP survey
Target Group: PLW_CH - Location: Northern - Modality: Value Voucher - Subactivity: Prevention of stunting						
Percentage of households where women, men, or both women and men make decisions on the use of food/cash/vouchers, disaggregated by transfer modality - <i>Decisions jointly made by women and men</i>	Overall	31.59	=50	=50	31	WFP survey
Percentage of households where women, men, or both women and men make decisions on the use of food/cash/vouchers, disaggregated by transfer modality - <i>Decisions made by men</i>	Overall	8.51	=25	=25	13.3	WFP survey
Percentage of households where women, men, or both women and men make decisions on the use of food/cash/vouchers, disaggregated by transfer modality - <i>Decisions made by women</i>	Overall	59.54	=25	=25	55.5	WFP survey
Activity 06: Provide food and nutrition assistance through in-kind or cash-based transfers to crisis-affected populations, including COVID-19 populations in epicentres, refugees and displaced persons, adolescent girls and other vulnerable groups						
CrossCutting Indicator	Sex	Baseline	End-CSP Target	2023 Target	2023 Follow-up	Source
Target Group: All - Location: Upper East - Modality: Cash - Subactivity: General Distribution						
Percentage of food assistance decision making entity members who are women	Overall	41.86	>41.86	>41.86	19.76	WFP survey
Percentage of households where women, men, or both women and men make decisions on the use of food/cash/vouchers, disaggregated by transfer modality - <i>Decisions jointly made by women and men</i>	Overall	31.59	≥50	≥50	65.3	WFP survey
Percentage of households where women, men, or both women and men make decisions on the use of food/cash/vouchers, disaggregated by transfer modality - <i>Decisions made by men</i>	Overall	8.51	≥25	≥25	14.9	WFP survey
Percentage of households where women, men, or both women and men make decisions on the use of food/cash/vouchers, disaggregated by transfer modality - <i>Decisions made by women</i>	Overall	59.54	≥25	≥25	19.8	WFP survey

Protection indicators

Protection indicators						
Cross-cutting indicators at Activity level						
Activity 01: Malnutrition prevention programme						
CrossCutting Indicator	Sex	Baseline	End-CSP Target	2023 Target	2023 Follow-up	Source
Target Group: All - Location: Northern - Modality: Value Voucher - Subactivity: Prevention of stunting						
Number of women, men, boys and girls with disabilities accessing food/cash-based transfers/commodity vouchers/capacity strengthening services	Female	58	=58	=58	58	WFP survey
	Male	30	=30	=30	30	WFP survey
	Overall	88	=88	=88	88	WFP survey
Percentage of beneficiaries reporting no safety concerns experienced as a result of their engagement in WFP programmes	Female	100	=100	=100	98.96	WFP survey
	Male	99.7	=100	=100	96.3	WFP survey
	Overall	99.7	=100	=100	98.88	WFP survey
Percentage of beneficiaries who report being treated with respect as a result of their engagement in programmes	Female	100	=100	=100	96.54	WFP survey
	Male	87.2	=100	=100	100	WFP survey
	Overall	87.5	=100	=100	96.65	WFP survey
Percentage of beneficiaries who report they experienced no barriers to accessing food and nutrition assistance	Female	100	=100	=100	71.08	WFP survey
	Male	95.36	=100	=100	70.37	WFP survey
	Overall	95.47	=100	=100	71.06	WFP survey
Activity 06: Provide food and nutrition assistance through in-kind or cash-based transfers to crisis-affected populations, including COVID-19 populations in epicentres, refugees and displaced persons, adolescent girls and other vulnerable groups						
CrossCutting Indicator	Sex	Baseline	End-CSP Target	2023 Target	2023 Follow-up	Source
Target Group: All - Location: Upper East - Modality: Cash - Subactivity: General Distribution						
Number of women, men, boys and girls with disabilities accessing food/cash-based transfers/commodity vouchers/capacity strengthening services	Female	72	=72	=72	72	WFP survey
	Male	60	=60	=60	60	WFP survey
	Overall	132	=132	=132	132	WFP survey
Percentage of beneficiaries reporting no safety concerns experienced as a result of their engagement in WFP programmes	Female	100	=100	=100	100	WFP survey
	Male	99.7	=100	=100	100	WFP survey
	Overall	99.7	=100	=100	100	WFP survey
Percentage of beneficiaries who report being treated with respect as a result of their engagement in programmes	Female	100	=90	=90	97.75	WFP survey
	Male	87.2	=90	=90	94.59	WFP survey
	Overall	87.5	=90	=90	96.63	WFP survey
Percentage of beneficiaries who report they experienced no barriers to accessing food and nutrition assistance	Female	100	=100	=100	95.51	WFP survey
	Male	95.36	=100	=100	91.22	WFP survey
	Overall	95.47	=100	=100	93.98	WFP survey

Accountability to Affected Population indicators

Accountability indicators						
Cross-cutting indicators at CSP level						
CrossCutting Indicator	Sex	Baseline	End-CSP Target	2023 Target	2023 Follow-up	Source
Country office has a functioning community feedback mechanism	Overall	No	Yes	Yes	Yes	Secondary data
Country office has an action plan on community engagement	Overall	No	Yes	Yes	No	Secondary data

Accountability indicators						
Cross-cutting indicators at Activity level						
Activity 01: Malnutrition prevention programme						
CrossCutting Indicator	Sex	Baseline	End-CSP Target	2023 Target	2023 Follow-up	Source
Target Group: All - Location: Northern - Modality: Value Voucher - Subactivity: Prevention of stunting						
Number of children and adults who have access to a safe and accessible channel to report sexual exploitation and abuse by humanitarian, development, protection and/or other personnel who provide assistance to affected populations (IOM, OHCHR, UNDP)	Female	387	>387	>387	445	WFP survey
	Male	62	>62	>62	12	WFP survey
	Overall	449	>449	>449	457	WFP survey
Percentage of beneficiaries reporting they were provided with accessible information about WFP programmes, including PSEA	Female	11.11	=80	=80	31.68	WFP survey
	Male	25	=80	=80	25.93	WFP survey
	Overall	24.63	=80	=80	31.51	WFP survey
Activity 06: Provide food and nutrition assistance through in-kind or cash-based transfers to crisis-affected populations, including COVID-19 populations in epicentres, refugees and displaced persons, adolescent girls and other vulnerable groups						
CrossCutting Indicator	Sex	Baseline	End-CSP Target	2023 Target	2023 Follow-up	Source
Target Group: All - Location: Upper East - Modality: Cash - Subactivity: General Distribution						
Number of children and adults who have access to a safe and accessible channel to report sexual exploitation and abuse by humanitarian, development, protection and/or other personnel who provide assistance to affected populations (IOM, OHCHR, UNDP)	Female	387	≥387	≥387	103	WFP survey
	Male	62	≥62	≥62	54	WFP survey
	Overall	449	≥449	≥449	157	WFP survey
Percentage of beneficiaries reporting they were provided with accessible information about WFP programmes, including PSEA	Female	11.11	=80	=80	23.22	WFP survey
	Male	25	=80	=80	25	WFP survey
	Overall	24.63	=80	=80	23.86	WFP survey

Cover page photo © WFP/Daniel Kwayisi

Smallholder farmers and participants in the farmer support activity in Tempene district, Upper East Region of northern Ghana.

World Food Programme

Contact info

Barbara Clemens

barbara.clemens@wfp.org

Financial Section

Financial information is taken from WFP's financial records which have been submitted to WFP's auditors.

Annual Country Report

Ghana Country Portfolio Budget 2023 (2019-2023)

Annual Financial Overview for the period 1 January to 31 December 2023 (Amount in USD)

Annual CPB Overview



Code	Strategic Outcome	
SO 1	Vulnerable populations, including children and women of reproductive age, in high burden regions have improved nutritional status in line with national targets by 2025	
SO 2	Targeted populations and communities in Ghana benefit from more efficient, inclusive and resilient food systems which support nutrition value chains by 2030	
SO 3	Local and national institutions have enhanced capacity to target and manage food security, nutrition and social protection programmes by 2030	
SO 4	Government efforts to achieve zero hunger by 2030 are supported by advocacy and coherent policy frameworks	
SO 5	Crisis-affected populations are able to meet their basic food and nutrition needs during and in the aftermath of shocks	
Code	Activity Code	Country Activity Long Description
SO 1	NPA1	Malnutrition prevention programme
SO 2	HIS1	Provide technical support for community and industrial production of fortified flour and for food safety and quality assurance. This includes technical support on food safety and quality for up to 30 community milling and blending concerns, predominantly women's groups, in the three northern regions and financial and technical support for two industrial fortified flour producers in Brong Ahafo and Ashanti regions.
SO 2	SMS1	Provide support and link smallholder farmers to the Government One District One Warehouse Flagship through training and equipment support for the reduction of post-harvest losses, quality assurance and market linkages to processors and institutional demand
SO 3	SPS1	Provide technical support, including through South-South cooperation, for the national school meals programme, the Ministry of Food and Agriculture, the National Disaster Management Organization, the Food and Drugs Authority and the Ghana Health Service to optimize the nutritional quality of school meals; food security monitoring; the early-warning system; disaster risk reduction and emergency preparedness, food safety and quality and food-based dietary guidelines.
SO 4	SPS1	Advocate for the promulgation and enforcement of policies and legislation on school feeding, gender equality, nutrition, food safety, weights, measures and standards, smallholder-friendly public procurement and market support
SO 5	URT1	Provide food and nutrition assistance through in-kind or cash-based transfers to crisis-affected populations, including COVID-19 populations in epicentres, refugees and displaced persons, adolescent girls and other vulnerable groups

Annual Country Report

Ghana Country Portfolio Budget 2023 (2019-2023)

Annual Financial Overview for the period 1 January to 31 December 2023 (Amount in USD)

SDG Target	Strategic Outcome	Country Activity Description	Needs Based Plan	Implementation Plan	Available Resources	Expenditures
	Non SO Specific	Non Activity Specific	0	0	0	0
2.4	Targeted populations and communities in Ghana benefit from more efficient, inclusive and resilient food systems which support nutrition value chains by 2030	Provide technical support for community and industrial production of fortified flour and for food safety and quality assurance. This includes technical support on food safety and quality for up to 30 community milling and blending concerns, predominantly women's groups, in the three northern regions and financial and technical support for two industrial fortified flour producers in Brong Ahafo and Ashanti regions.	1,274,149	486,337	819,828	60,798
		Provide support and link smallholder farmers to the Government One District One Warehouse Flagship through training and equipment support for the reduction of post-harvest losses, quality assurance and market linkages to processors and institutional demand	1,493,423	3,856,263	5,645,971	1,168,500
2.4)	Subtotal SDG Target 2.4 Sustainable Food System (SDG Target 2.4)		2,767,572	4,342,599	6,465,800	1,229,298

Annual Country Report

Ghana Country Portfolio Budget 2023 (2019-2023)

Annual Financial Overview for the period 1 January to 31 December 2023 (Amount in USD)

SDG Target	Strategic Outcome	Country Activity Description	Needs Based Plan	Implementation Plan	Available Resources	Expenditures
2.2	Vulnerable populations, including children and women of reproductive age, in high burden regions have improved nutritional status in line with national targets by 2025	Malnutrition prevention programme			0	
			3,724,488	2,169,940	3,420,320	2,505,303
Subtotal SDG Target 2.2 End Malnutrition (SDG Target 2.2)			3,724,488	2,169,940	3,420,320	2,505,303
2.1	Crisis-affected populations are able to meet their basic food and nutrition needs during and in the aftermath of shocks	Provide food and nutrition assistance through in-kind or cash-based transfers to crisis-affected populations, including COVID-19 populations in epicentres, refugees and displaced persons, adolescent girls and other vulnerable groups				
			4,113,392	8,708,247	7,486,486	6,793,059
Subtotal SDG Target 2.1 Access to Food (SDG Target 2.1)			4,113,392	8,708,247	7,486,486	6,793,059

Annual Country Report

Ghana Country Portfolio Budget 2023 (2019-2023)

Annual Financial Overview for the period 1 January to 31 December 2023 (Amount in USD)

SDG Target	Strategic Outcome	Country Activity Description	Needs Based Plan	Implementation Plan	Available Resources	Expenditures
17.14	Government efforts to achieve zero hunger by 2030 are supported by advocacy and coherent policy frameworks	Advocate for the promulgation and enforcement of policies and legislation on school feeding, gender equality, nutrition, food safety, weights, measures and standards, smallholder-friendly public procurement and market support	648,558	258,053	20,023	8,134
Subtotal SDG Target 17.14 Policy Coherence (SDG Target 17.14)			648,558	258,053	20,023	8,134
17.9	Local and national institutions have enhanced capacity to target and manage food security, nutrition and social protection programmes by 2030	Provide technical support, including through South-South cooperation, for the national school meals programme, the Ministry of Food and Agriculture, the National Disaster Management Organization, the Food and Drugs Authority and the Ghana Health Service to optimize the nutritional quality of school meals; food security monitoring; the early-warning system; disaster risk reduction and emergency preparedness, food safety and quality and food-based dietary guidelines.	1,669,774	1,269,808	1,965,601	1,167,161
Subtotal SDG Target 17.9 Capacity Building (SDG Target 17.9)			1,669,774	1,269,808	1,965,601	1,167,161
	Non SO Specific	Non Activity Specific	0	0	479,257	0
Subtotal SDG Target			0	0	479,257	0
Total Direct Operational Cost			12,923,783	16,748,647	19,837,486	11,702,955
Direct Support Cost (DSC)			1,574,840	1,812,499	3,887,206	2,216,447

This computer generated report is certified by the Chief of Contribution Accounting and Donor Financial Reporting Branch (FINC)

Annual Country Report

Ghana Country Portfolio Budget 2023 (2019-2023)

Annual Financial Overview for the period 1 January to 31 December 2023 (Amount in USD)

SDG Target	Strategic Outcome	Country Activity Description	Needs Based Plan	Implementation Plan	Available Resources	Expenditures
			14,498,623	18,561,147	23,724,691	13,919,402
			942,411	1,206,475	570,861	570,861
			15,441,034	19,767,621	24,295,552	14,490,263



Wanee Piyabongkarn

Chief

Contribution Accounting and Donor Financial Reporting Branch

Columns Definition

Needs Based Plan

Latest annual approved version of operational needs as of December of the reporting year. WFP's needs-based plans constitute an appeal for resources to implement operations which are designed based on needs assessments undertaken in collaboration with government counterparts and partners

Implementation Plan

Implementation Plan as of January of the reporting period which represents original operational prioritized needs taking into account funding forecasts of available resources and operational challenges

Available Resources

Unspent Balance of Resources carried forward, Allocated contribution in the current year, Advances and Other resources in the current year. It excludes contributions that are stipulated by donor for use in future years

Expenditures

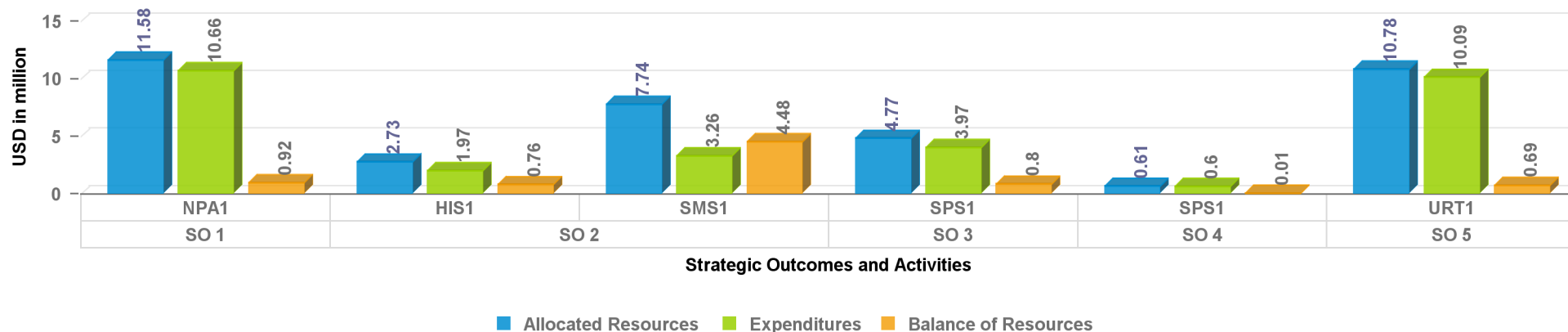
Monetary value of goods and services received and recorded within the reporting year

Annual Country Report

Ghana Country Portfolio Budget 2023 (2019-2023)

Cumulative Financial Overview as at 31 December 2023 (Amount in USD)

Cumulative CPB Overview



Code	Strategic Outcome
SO 1	Vulnerable populations, including children and women of reproductive age, in high burden regions have improved nutritional status in line with national targets by 2025
SO 2	Targeted populations and communities in Ghana benefit from more efficient, inclusive and resilient food systems which support nutrition value chains by 2030
SO 3	Local and national institutions have enhanced capacity to target and manage food security, nutrition and social protection programmes by 2030
SO 4	Government efforts to achieve zero hunger by 2030 are supported by advocacy and coherent policy frameworks
SO 5	Crisis-affected populations are able to meet their basic food and nutrition needs during and in the aftermath of shocks

Code	Activity Code	Country Activity - Long Description
SO 1	NPA1	Malnutrition prevention programme
SO 2	HIS1	Provide technical support for community and industrial production of fortified flour and for food safety and quality assurance. This includes technical support on food safety and quality for up to 30 community milling and blending concerns, predominantly women's groups, in the three northern regions and financial and technical support for two industrial fortified flour producers in Brong Ahafo and Ashanti regions.
SO 2	SMS1	Provide support and link smallholder farmers to the Government One District One Warehouse Flagship through training and equipment support for the reduction of post-harvest losses, quality assurance and market linkages to processors and institutional demand
SO 3	SPS1	Provide technical support, including through South-South cooperation, for the national school meals programme, the Ministry of Food and Agriculture, the National Disaster Management Organization, the Food and Drugs Authority and the Ghana Health Service to optimize the nutritional quality of school meals; food security monitoring; the early-warning system; disaster risk reduction and emergency preparedness, food safety and quality and food-based dietary guidelines.
SO 4	SPS1	Advocate for the promulgation and enforcement of policies and legislation on school feeding, gender equality, nutrition, food safety, weights, measures and standards, smallholder-friendly public procurement and market support
SO 5	URT1	Provide food and nutrition assistance through in-kind or cash-based transfers to crisis-affected populations, including COVID-19 populations in epicentres, refugees and displaced persons, adolescent girls and other vulnerable groups

Annual Country Report

Ghana Country Portfolio Budget 2023 (2019-2023)

Cumulative Financial Overview as at 31 December 2023 (Amount in USD)

SDG Target	Strategic Outcome	Country Activity Description	Needs Based Plan	Allocated Contributions	Advance and Allocation	Allocated Resources	Expenditures	Balance of Resources
2.1	Crisis-affected populations are able to meet their basic food and nutrition needs during and in the aftermath of shocks	Provide food and nutrition assistance through in-kind or cash-based transfers to crisis-affected populations, including COVID-19 populations in epicentres, refugees and displaced persons, adolescent girls and other vulnerable groups	20,088,234	8,773,770	2,006,345	10,780,114	10,086,688	693,427
Subtotal SDG Target 2.1 Access to Food (SDG Target 2.1)			20,088,234	8,773,770	2,006,345	10,780,114	10,086,688	693,427
2.2	Vulnerable populations, including children and women of reproductive age, in high burden regions have improved nutritional status in line with national targets by 2025	Malnutrition prevention programme	19,181,226	11,577,474	0	11,577,474	10,662,457	915,016
		Non Activity Specific	0	0	0	0	0	0
Subtotal SDG Target 2.2 End Malnutrition (SDG Target 2.2)			19,181,226	11,577,474	0	11,577,474	10,662,457	915,016

This computer generated report is certified by the Chief of Contribution Accounting and Donor Financial Reporting Branch (FINC)

Annual Country Report

Ghana Country Portfolio Budget 2023 (2019-2023)

Cumulative Financial Overview as at 31 December 2023 (Amount in USD)

SDG Target	Strategic Outcome	Country Activity Description	Needs Based Plan	Allocated Contributions	Advance and Allocation	Allocated Resources	Expenditures	Balance of Resources
2.4	Targeted populations and communities in Ghana benefit from more efficient, inclusive and resilient food systems which support nutrition value chains by 2030	Provide support and link smallholder farmers to the Government One District One Warehouse Flagship through training and equipment support for the reduction of post-harvest losses, quality assurance and market linkages to processors and institutional demand	12,704,635	7,736,438	0	7,736,438	3,258,966	4,477,471
		Provide technical support for community and industrial production of fortified flour and for food safety and quality assurance. This includes technical support on food safety and quality for up to 30 community milling and blending concerns, predominantly women's groups, in the three northern regions and financial and technical support for two industrial fortified flour producers in Brong Ahafo and Ashanti regions.	11,793,087	2,730,986	0	2,730,986	1,971,955	759,031
		Non Activity Specific	0	0	0	0	0	0
	Non SO Specific	Non Activity Specific	0	0	0	0	0	0

This computer generated report is certified by the Chief of Contribution Accounting and Donor Financial Reporting Branch (FINC)

Annual Country Report

Ghana Country Portfolio Budget 2023 (2019-2023)

Cumulative Financial Overview as at 31 December 2023 (Amount in USD)

SDG Target	Strategic Outcome	Country Activity Description	Needs Based Plan	Allocated Contributions	Advance and Allocation	Allocated Resources	Expenditures	Balance of Resources
Subtotal SDG Target 2.4 Sustainable Food System (SDG Target 2.4)			24,497,722	10,467,423	0	10,467,423	5,230,921	5,236,502
17.9	Local and national institutions have enhanced capacity to target and manage food security, nutrition and social protection programmes by 2030	Provide technical support, including through South–South cooperation, for the national school meals programme, the Ministry of Food and Agriculture, the National Disaster Management Organization, the Food and Drugs Authority and the Ghana Health Service to optimize the nutritional quality of school meals; food security monitoring; the early-warning system; disaster risk reduction and emergency preparedness, food safety and quality and food-based dietary guidelines.	12,151,854	4,771,535	0	4,771,535	3,973,095	798,440
Subtotal SDG Target 17.9 Capacity Building (SDG Target 17.9)			12,151,854	4,771,535	0	4,771,535	3,973,095	798,440

This computer generated report is certified by the Chief of Contribution Accounting and Donor Financial Reporting Branch (FINC)

Annual Country Report

Ghana Country Portfolio Budget 2023 (2019-2023)

Cumulative Financial Overview as at 31 December 2023 (Amount in USD)

SDG Target	Strategic Outcome	Country Activity Description	Needs Based Plan	Allocated Contributions	Advance and Allocation	Allocated Resources	Expenditures	Balance of Resources
17.14	Government efforts to achieve zero hunger by 2030 are supported by advocacy and coherent policy frameworks	Advocate for the promulgation and enforcement of policies and legislation on school feeding, gender equality, nutrition, food safety, weights, measures and standards, smallholder-friendly public procurement and market support	4,126,155	611,522	0	611,522	599,634	11,889
		Non Activity Specific	0	0	0	0	0	0
Subtotal SDG Target 17.14 Policy Coherence (SDG Target 17.14)			4,126,155	611,522	0	611,522	599,634	11,889
	Non SO Specific	Non Activity Specific	0	479,257	0	479,257	0	479,257
Subtotal SDG Target			0	479,257	0	479,257	0	479,257
Total Direct Operational Cost			80,045,189	36,680,981	2,006,345	38,687,326	30,552,795	8,134,531
Direct Support Cost (DSC)			8,321,837	7,887,975	192,283	8,080,258	6,409,500	1,670,758
Total Direct Costs			88,367,026	44,568,956	2,198,627	46,767,583	36,962,294	9,805,289
Indirect Support Cost (ISC)			5,743,857	2,298,186		2,298,186	2,298,186	0
Grand Total			94,110,883	46,867,142	2,198,627	49,065,769	39,260,480	9,805,289

This donor financial report is interim



Wanee Piyabongkarn
Chief

Contribution Accounting and Donor Financial Reporting Branch

Columns Definition

Needs Based Plan

Latest approved version of operational needs. WFP's needs-based plans constitute an appeal for resources to implement operations which are designed based on needs assessments undertaken in collaboration with government counterparts and partners

Allocated Contributions

Allocated contributions include confirmed contributions with exchange rate variations, multilateral contributions, miscellaneous income, resource transferred, cost recovery and other financial adjustments (e.g. refinancing). It excludes internal advance and allocation and contributions that are stipulated by donor for use in future years.

Advance and allocation

Internal advanced/allocated resources but not repaid. This includes different types of internal advance (Internal Project Lending or Macro-advance Financing) and allocation (Immediate Response Account)

Allocated Resources

Sum of Allocated Contributions, Advance and Allocation

Expenditures

Cumulative monetary value of goods and services received and recorded within the reporting period

Balance of Resources

Allocated Resources minus Expenditures